



Electronic Service Manuals

This electronic document is provided as a service to our customers. We do not create the contents of the information contained in this document. Should you have detailed questions pertaining to the information contained in this document, you may contact Michco, or the manufacturer which provided the original information in this electronic deliverable. Michco's only part in this electronic deliverable was the electronic assembly process. By providing this manual on line we are not guaranteeing parts availability.

You may contact Michco through the following methods:

Phone (517) 484-9312 or (800) 331-3339

2011 N. High St. -- Lansing, Michigan -- 48906

Fax: (517) 484-9836

Email: CustServe@Michco.com

Web site: www.Michco.Com

Parts Web site: www.FloorMachineParts.Com

Order Parts on Line at:

www.FloorMachineParts.Com

Directly to Parts & Service:

By Email: **Shop@Michco.com**

By Fax: (517) 702-2041

By Voice: Use numbers above.

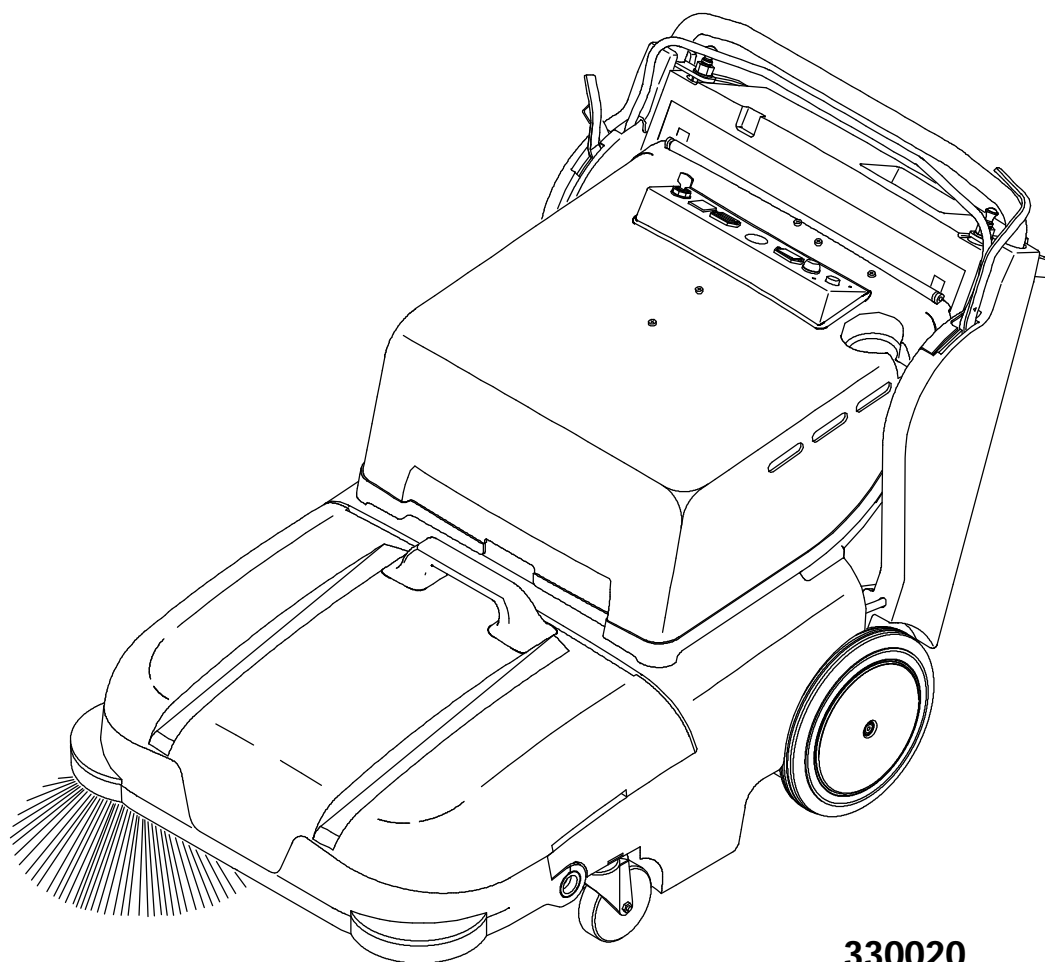
Serving the Cleaning Industry Since 1922

Notice: All copyrighted material remains property of original owners, all trademarks are property of respective owners. Manuals are subject to Manufacturer's reproduction limitations. Originals or reproductions were provided by manufacturers through a request. We make no warranty as to the correctness of information provided in this document and you assume all risk. By placing these manuals on line we are not declaring our corporation to be an manufacturer authorized dealer or provider, please check our web site for authorized manufacturers we represent.



6080E

Parts Manual



330020
Rev. 04
é B!5βê



This manual is furnished with each new TENNANT Model 6080E.

This manual consists of the How To Use This Manual; Standard Parts; Options; Breakdowns; and Cross Reference sections.

MACHINE DATA

Please fill out at time of installation for future reference.

Machine Model Number - 6080E

Machine Serial Number - _____

Machine Options - _____

TENNANT Representative/phone no. - _____

Customer ID Number - _____

Date of Installation - _____

Manual Number - 330020

Revision: 04

Published: 01-00

HOW TO USE THIS MANUAL

This section on *HOW TO USE THIS MANUAL* will tell you how to:

- Find important machine information for ordering correct repair parts.
- Find TENNANT part numbers.
- Order TENNANT parts and supplies.

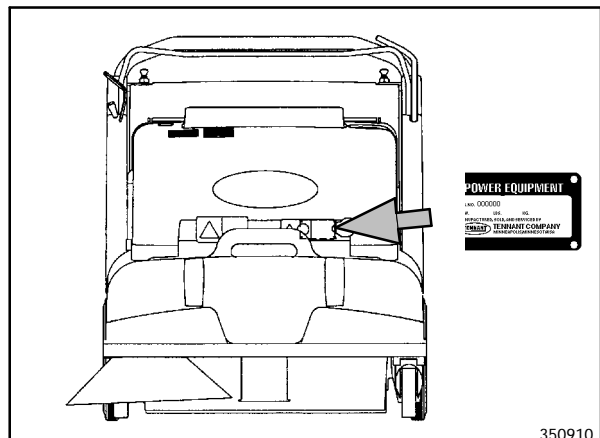

IMPORTANT INFORMATION

When placing an order for parts, the machine model and machine serial number are important. Refer to the *MACHINE DATA* box which is filled out during the installation of your machine. The *MACHINE DATA* box is located on the inside of the front cover of this manual.

The model number of your machine is on the side of the machine.

The serial number of your machine is printed on the machine data plate located as shown.

MACHINE DATA	
<i>Please fill out at time of installation for future reference.</i>	
Machine Model Number -	6080E
Machine Serial Number -	_____
Machine Options -	_____
TENNANT Representative phone no. -	_____
Customer ID Number -	_____
Date of Installation -	_____
Manual Number -	330020
Revision:	00
Published:	05-97



HOW TO USE THIS MANUAL

FINDING A TENNANT PART NUMBER

This manual contains the following sections:

- HOW TO USE THIS MANUAL
- STANDARD PARTS
- OPTIONS
- BREAKDOWNS
- CROSS REFERENCE

The STANDARD PARTS section lists repair parts for standard machines. They are grouped in this general order:

- General wear parts.
- Machine frame and related parts.
- Machine propelling system.
- Sweeping components.
- Electrical parts.

The OPTION section lists repair parts of options.

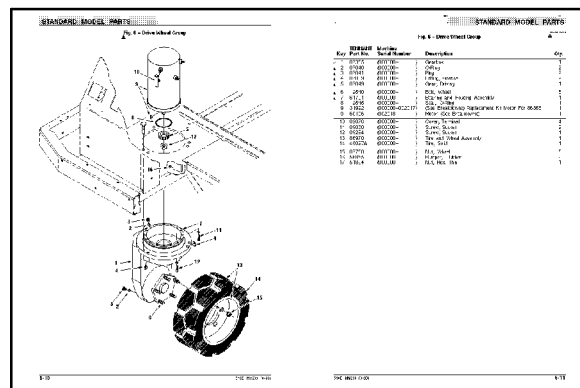
The BREAKDOWN section lists available repair parts of major components.

All sections in this manual consist of parts illustrations and corresponding parts lists.

The parts illustrations are numbered with **Ref** numbers which refer to corresponding parts lists.

The parts lists include a number of columns of information:


- **Ref** - column refers to the reference number on the parts illustration.
- **Ñ** - indicates the part is an assembly.
- **▲** - indicates the part is included in the assembly listed just before it.
- **TENNANT Part No.** - column lists the TENNANT part number for the part.
- **Serial Number** - column indicates the set of machines the part number is applicable to. Serial numbers change when the machine design has been modified. The most current design of the machine is shown in the main illustration, older designs are boxed in a corner of the illustration.
- **Description** - column is a brief description of the part.
- **Qty.** - column lists the quantity of that part used in that area of the machine.



Key	TENNANT Part No.	Machine Serial Number	Description	Qty.	
1	87355	(000000-	Gearbox	1	
▲	2	87840	(000000-	O-Ring	2
▲	3	87841	(000000-	Plug	1
▲	4	87839	(000000-	Fitting, Grease	1
▲	5	87849	(000000-	Gear, Driving	1
▲	6	12540	(000000-	Bolt, Wheel	5
▲	7	61791	(000000-	Bearing and Housing Assembly	1
▲	8	12545	(000000-	Seal, O-Ring	1
9	31992	(000000-002017)	(See Breakdowns) Replacement Kit Motor For 86356	1	
9	60196	(002018-	Motor (See Breakdowns)	1	
10	02076	(000000-	Cover, Terminal	4	
11	09030	(000000-	Screw, Socket	2	
12	09294	(000000-	Screw, Socket	1	
13	89870	(000000-	Tire and Wheel Assembly	1	
14	45027A	(000000-	Tire, Solid	1	
15	87750	(000000-	Nut, Wheel	5	
15	55265	(000000-	Bumper, Flubber	2	
17	51824	(000000-	Nut, Hex, Thin	1	

NOTE: If a service kit is installed on your machine, be sure to keep the **INSTRUCTION BULLETIN** which came with the kit. It contains repair parts numbers needed for ordering future parts.

NOTE: Fasteners used in this machine may be metric or non-metric. Take care when replacing hardware to replace with same thread size.



PLACING AN ORDER

Orders may be placed by phone, fax, or by mail. Phone orders may need written confirmation. Follow the steps below to insure prompt delivery:

1. Identify the model number of your machine.
2. Identify the serial number of your machine.
3. Find the part number of the part you need. Do not order by page number or reference number. If you are not able to find the part number, call your TENNANT representative for help or send the old part as a sample.
4. Determine the quantity of the part you need.
5. Provide the following company information:
 - Company name
 - Customer ID Number
 - Shipping address
 - Billing address
 - First and last name of person ordering parts
 - Telephone number
 - Purchase order number
6. Provide definitive shipping instructions.

HOW TO USE THIS MANUAL

Any claim for loss or damage to a shipment in transit should be filed promptly with the transportation company making the delivery. Shipments will be complete unless the packing list or order acknowledgement indicates items back ordered.

If parts received are suspected to be incorrect or defective, please contact the TENNANT representative from whom you ordered the part. They will give authorization for return and/or handle replacement shipments when required.


SECTION 2

CONTENTS	PAGE
Fig. 1 - General Recommended Maintenance Items	2-2
Fig. 2 - Replacement Brushes	2-3
Fig. 3 - Main Frame Group	2-4
Fig. 4 - Drive System Group	2-6
Fig. 5 - Main Brush Group	2-8
Fig. 6 - Side Brush Group	2-10
Fig. 7 - Hopper Group	2-12
Fig. 8 - Vacuum Fan Group	2-14
Fig. 9 - Vacuum Housing Group	2-16
Fig. 10 - Panel Filter Group	2-18
Fig. 11 - Brush Lift Handles Group	2-20
Fig. 12 - Clutch and Shift Handle Group	2-22
Fig. 13 - Electric Motor Group	2-24
Fig. 14 - Battery Cover Group	2-26
Fig. 15 - EE Battery Cover And Circuit Breaker Group	2-28
Fig. 16 - Battery Cable Harness Group	2-30
Fig. 17 - Instrument Panel Group	2-31
Fig. 18 - Electrical Schematic	2-32
Fig. 19 - Wire Harness Group	2-33
Fig. 19 - Wire Harness Group, EE	2-34
Fig. 20 - Wire Harness Group	2-35
Fig. 21 - Label Group	2-36

Fig. 1 - General Recommended Maintenance Items

	Ref.	Tennant Part No.	Machine Serial Number	Description	Qty.
Ñ	1	80269	(000000-) Replmt Kit, Skirts & Seals6080	1
▲	2	379214	(000000-) Skirt, Rear	1
▲	3	378811	(000000-) Kit, Side Skirt, Rh	1
▲	4	378812	(000000-) Kit, Skirt, Side, Lh	1
▲	5	80373	(000000-) Seal	1
▲	6	80315	(000000-) Seal	1
▲	7	373142	(000000-) Skirt, Hopper	1
▲	8	80392	(000000-) Gasket, Cuff	1
▲	9	80096	(000000-) Seal, Chamber	1
▲	10	80260	(000000-) Gasket, Vac Fan	1
▲	11	72970	(000000-) Rivet, Plstc	5
▲	12	80186	(000000-) Plate, Skirt, Retainer	5
	13	80432	(000000-) Bag, Vacuum, Disposable 10Pk	1
	14	80141	(000000-) Angle, Lip	1
	15	222403	(000000-) Wheel, 2.0 Dia	1
	16	80188	(000000-) Filter Pkg, Panel, 94 Pleats	1
	17	80117	(000000-) Kit, Replmt Main Br Belt 6080E	1
	18	80464	(000000-) Hose, Flex	1
	19	01739	(000000-) Kit, Brush	1
	20	01740	(000000-) Spring, Brush	1
	21	80125	(000000-) Brush & Spring Assy	1
	22	80152	(000000-) Belt, Flat	1
	23	80940	(000000-) Belt, V	1
	24	80481	(000000-) Pin, Main	1

Fig. 2 - Replacement Brushes



350846 - ALL

Ref.	Tennant Part No.	Machine Serial Number	Description	Qty.
1	80042	(000000-) Brush, Side	1
1	378804	(000000-) Brush, Side STFP	1
2	80058	(000000-) Brush, Sweep, 24Lg Poly	1
3	80355	(000000-) Brush, Carpet	1
4	80351	(000000-) Brush, Sweep, Sandwedge 6080	1
5	378802	(000000-) Brush, Sweep, P&W 6080	1

Fig. 3 - Main Frame Group

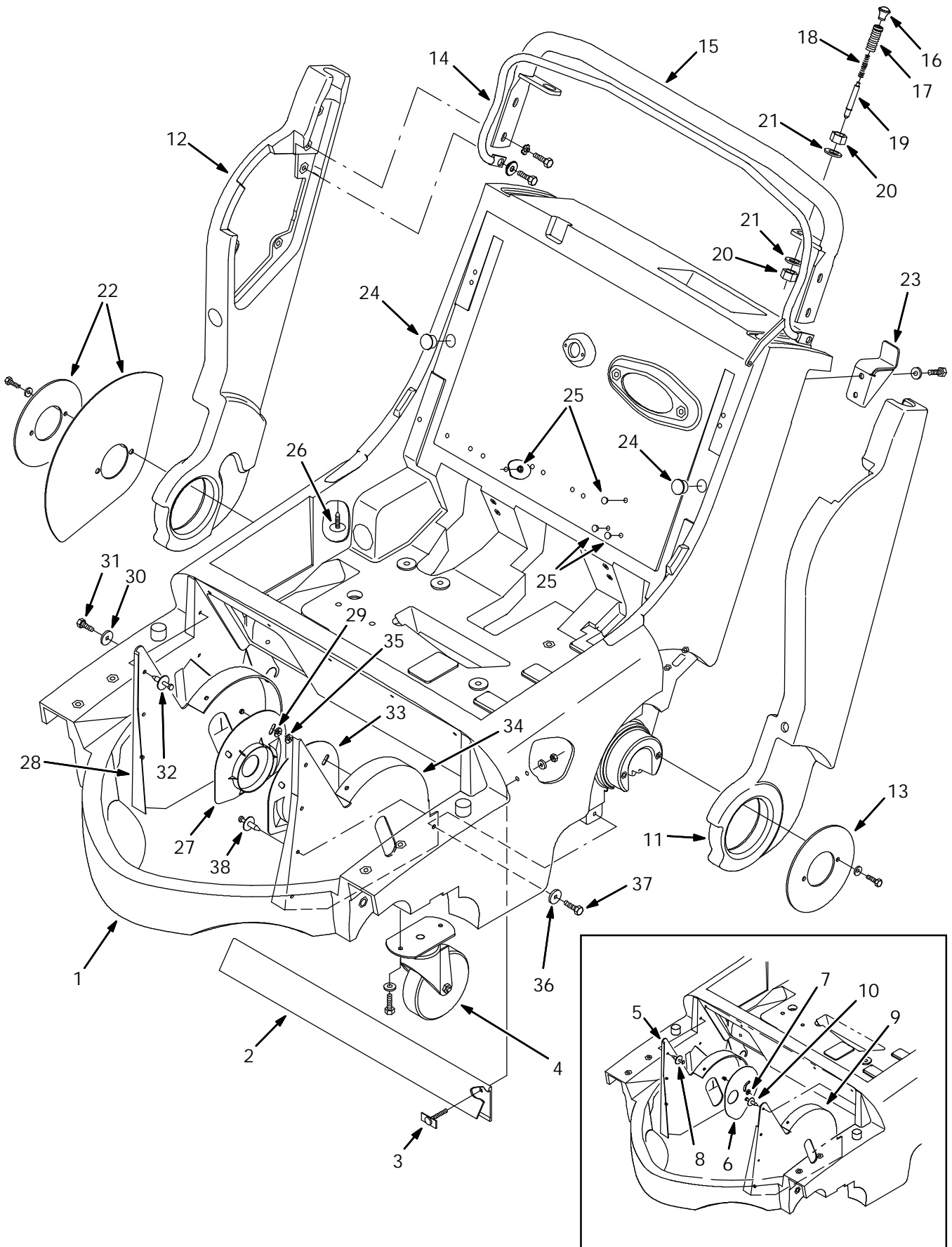


Fig. 3 - Main Frame Group

Ref.	Tennant Part No.	Machine Serial Number	Description	Qty.	
1	80014	(000000-) Frame, Main	1	
2	379214	(000000-) Skirt, Rear	1	
3	80186	(000000-) Plate, Skirt, Retainer	5	
4	80028	(000000-) Caster, 5.0D X 1.37 Wheel	2	
Ñ	80102	(000000-003060) Kit, Side Skirt, Rh	1	
▲	5	80333	(000000-003060) Skirt, Drive Side	1
▲	6	80975	(000000-003060) Plate, Side Skirt, Ph	1
▲	7	80026	(000000-003060) Retainer, .25Od	1
▲	8	72968	(000000-003060) Rivet, Plastic .250X.898	7
Ñ	80182	(000000-003060) Kit, Skirt, Side, Lh	1	
▲	9	80332	(000000-003060) Skirt, Idler Side	1
▲	10	72968	(000000-003060) Rivet, Plastic .250X.898	7
	11	80422	(000000-) Handle, Main Lh	1
	12	80459	(000000-) Handle, Main Rh	1
	13	80037	(000000-) Plate, Retainer	1
	14	80945	(000000-) Lever, Clutch, Wldt	1
	15	80430	(000000-) Handle, Steering	1
Ñ		80495	(000000-) Kit, Repair, Adj Handle	2
▲	16	80180	(000000-) Knob,#10-32,0.81Dia,Plastic	2
▲	17	80445	(000000-) Sleeve, Threaded	2
▲	18	80448	(000000-) Spring, Comp 0.34Idx.045Wire	2
▲	19	373141	(000000-) Pin, Handle Adjustment	2
▲	20	763066	(000000-) Nut,Hx Jam M16X2.0 Din 439	4
	21	04400	(000000-) Washer- Flt 17 X30X3 Ss M16	2
	22	80105	(000000-) Shield, Dirt Kit	1
	23	80106	(000000-) Bracket, Handle Stop	1
	24	80288	(000000-) Plug, Hole .812	2
	25	80061	(000000-) Plug, Hole .297	4
	26	378770	(000000-) Clip	1
Ñ		378811	(003061-) Kit, Skirt, Rh	1
▲	27	378806	(003061-) Guard	1
▲	28	378809	(003061-) Skirt	1
▲	29	80026	(003061-) Retainer, .25Od	1
▲	30	41178	(003061-) Washer, Flat, .25 Fender	1
▲	31	20394	(003061-) Screw, Hex, #10 X 0.62, Fmg Ab	1
▲	32	72968	(003061-) Rivet, Plstc	7
Ñ		378812	(003061-) Kit, Skirt, Lh	1
▲	33	378807	(003061-) Guard	1
▲	34	378810	(003061-) Skirt	1
▲	35	80026	(003061-) Retainer, .25Od	1
▲	36	41178	(003061-) Washer, Flat, .25 Fender	1
▲	37	20394	(003061-) Screw, Hex, #10 X 0.62, Fmg Ab	1
▲	38	72968	(003061-) Rivet, Plstc	7

Fig. 4 - Drive System Group

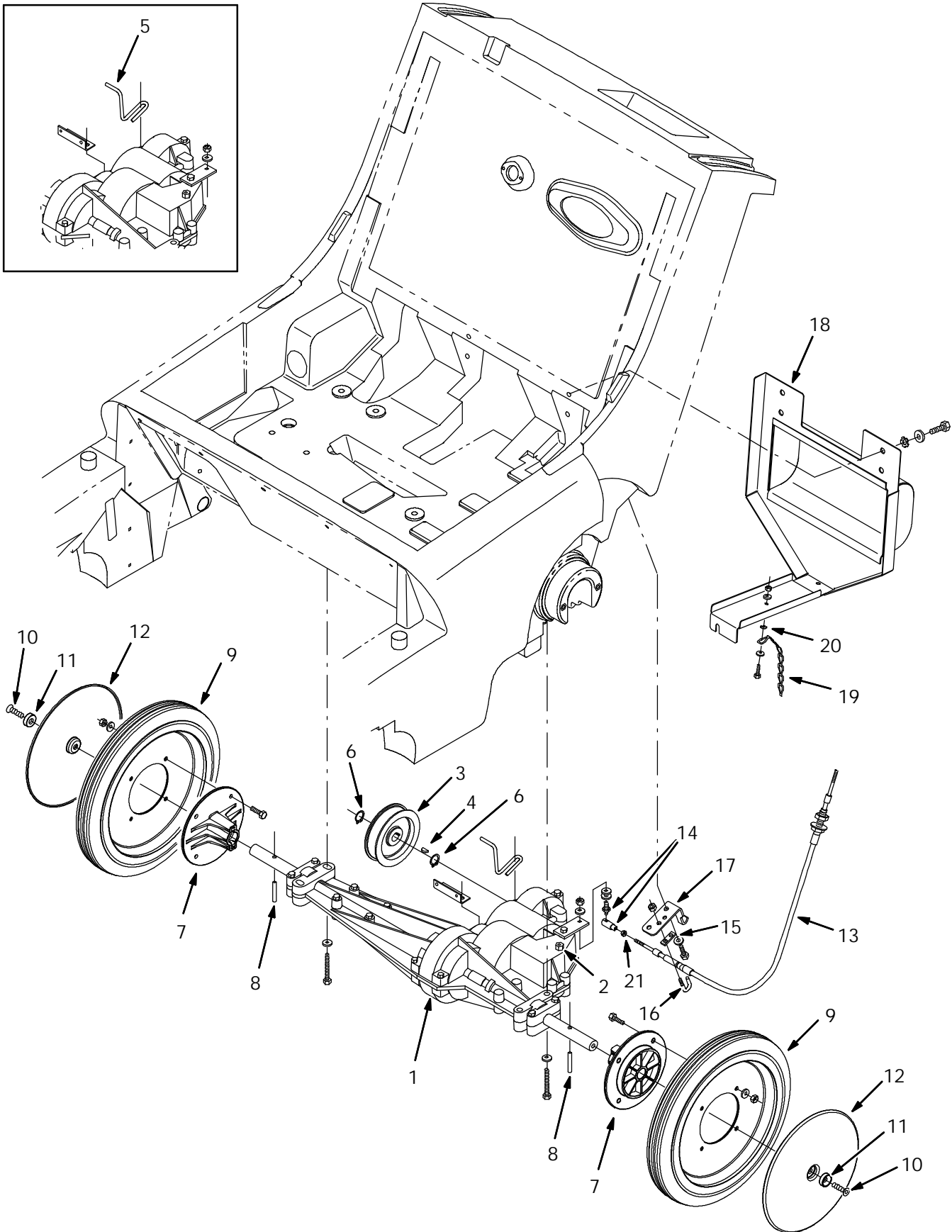


Fig. 4 - Drive System Group

	Ref.	Tennant Part No.	Machine Serial Number	Description	Qty.
Ñ	1	80476	(000000-) Kit, Transaxle Assy (see breakdowns)	1
▲	2	80471	(000000-) Fitting, Relief 1/8	1
	3	80110	(000000-) Sheave, Flat, 3.7Od	1
	4	00500-4	(000000-) Key-Wdruff 0.12 0.50 Asa#0404	1
	5	80498	(000000-002410) Guard, Belt	1
	6	33373	(000000-) Ring, Retain,Ex,0.62Od,Heavydt	1
	7	378776	(000000-003449) Hub, Wheel	2
	7	373105	(003450-) Hub, Wheel	2
	8	18276	(000000-) Pin,Dowel,0.2502Dia.X 1.50 Lg	2
	9	80148	(000000-) Tire & Wheel Assy	2
	10	222692	(000000-) Screw-Flat 8X1.25 25Nylon Loc	2
	11	80922	(000000-) Washer, Finish M8 Pltd	2
	12	80465	(000000-) Hubcap	2
	13	80415	(000000-) Cable, Shift, Push Pull	1
	14	80158	(000000-) Balljoint,	1
	15	80429	(000000-) Support, Cable	1
	16	80425	(000000-) Bolt, Bent, M6	1
	17	80113	(000000-) Plate, Support, Cable	1
	18	80962	(000000-) Plate Wldt, Backstop	1
	19	222842	(000000-) Chain, Static, Brass	1
	20	41139	(000000-) Washer-Loc Int-Ext 10 Pltd	1
	21	01713	(000000-) Nut-Hx Std 10-32 G2 Pltd	1

Fig. 5 - Main Brush Group

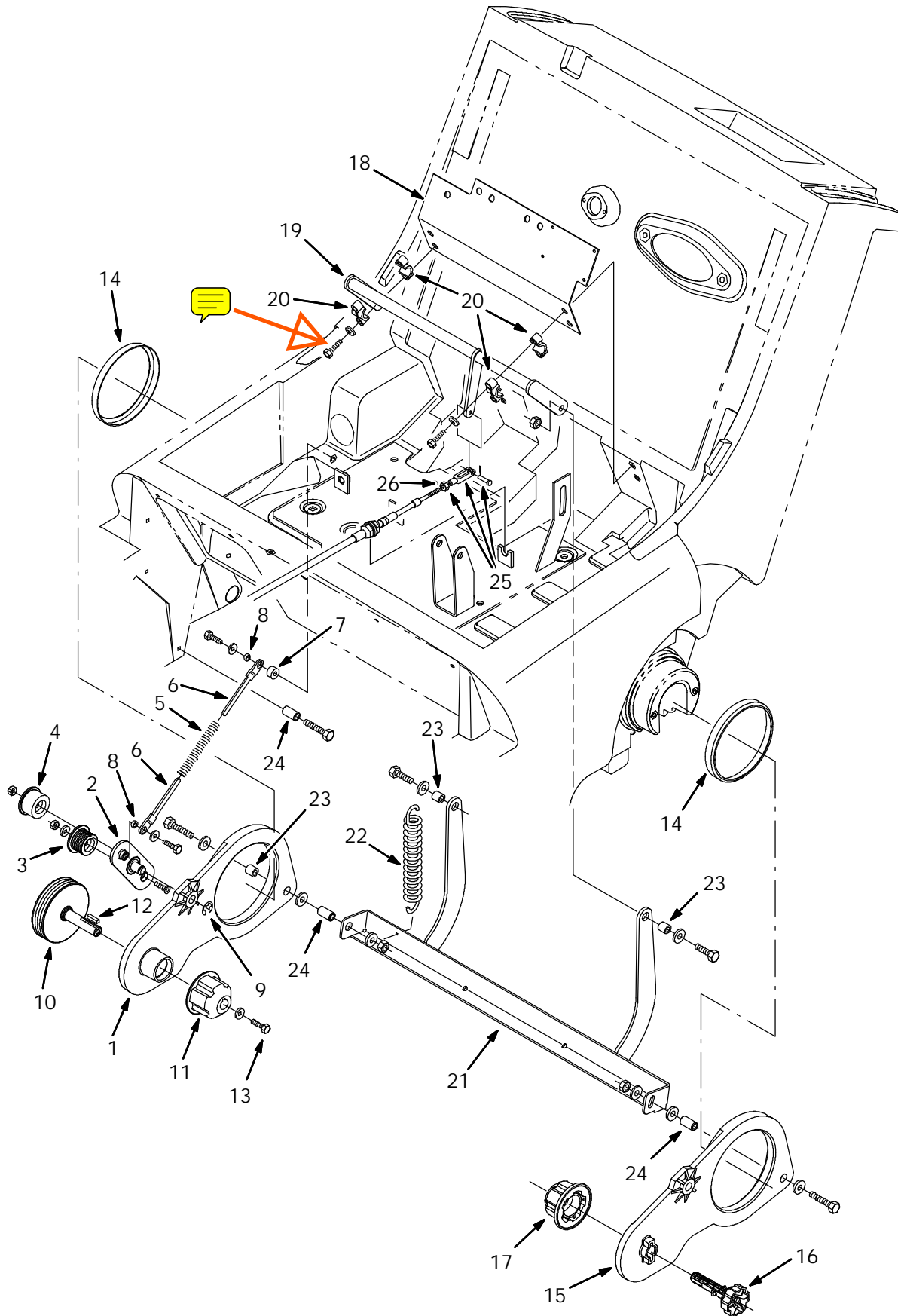


Fig. 5 - Main Brush Group

Ref.	Tennant Part No.	Machine Serial Number	Description	Qty.	
1	80047	(000000-) Arm, Brush	1	
2	80053	(000000-) Plate, Pivot	1	
3	80075	(000000-) Pulley, Idler	1	
4	80079	(000000-) Pulley, Idler	1	
5	80159	(000000-) Spring, Comp,	1	
6	80160	(000000-003787) Strip, Spring, Comp	2	
6	373140	(003788-) Strip, Spring, Comp	2	
7	80937	(000000-) Sleeve, .025Ob .62D .34Pm	1	
8	80491	(000000-) Sleeve, .25Ob .38D .156Ss	2	
9	80492	(000000-) Ring, Retaining, Ex	1	
10	80048	(000000-) Shaft, Sheave	1	
11	378805	(000000-) Plug, Brush Drive	1	
12	00911	(000000-) Key Square 0.18 0.18 00.75 Lg	1	
13	11329	(000000-) Scr-Hexssm 6X1.0 16 Nylonloc	1	
14	80371	(000000-) Ring, Wear	2	
15	80424	(000000-) Arm, Brush, Idler Side	1	
16	80481	(000000-) Pin, Main Brush	1	
17	379202	(000000-) Plug, Brush	1	
18	80956	(000000-) Plate, Support, Cross Shaft	1	
19	80379	(000000-) Shaft, Wldt, Cross	1	
20	80387	(000000-) Block, Bearing 0.625Dia	4	
21	80384	(000000-) Link Wldt, Brush Lift	1	
22	80836	(000000-) Spring, Extension	1	
23	222460	(000000-) Sleeve	3	
24	80395	(000000-) Sleeve, .318B .50D .65Ss	3	
Ñ	25	27880	(000000-) Yoke Assy.	1
▲	26	01713	(000000-) Nut-Hx Std 10-32 G2 Pltd	1

Fig. 6 - Side Brush Group

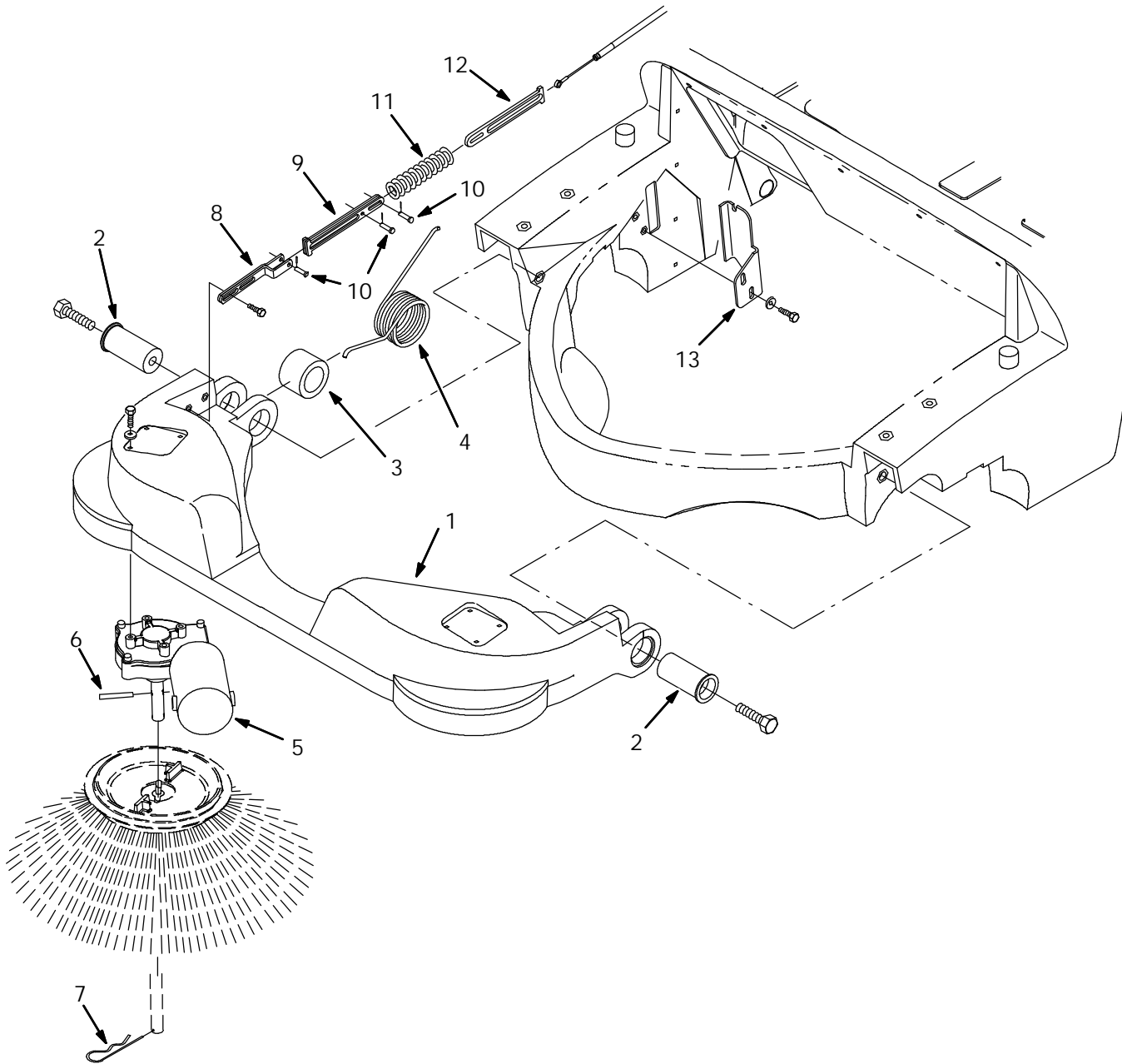


Fig. 6 - Side Brush Group

Ref.	Tennant Part No.	Machine Serial Number	Description	Qty.	
1	80045	(000000-) Housing, Brush, Side	1	
2	80016	(000000-) Pivot, Bushing	2	
3	80321	(000000-) Sleeve, 1.45B 2.1D 1.5 Pltd	1	
4	80318	(000000-004308) Spring, Tors 2.36Idx 18 Wire	1	
4	379207	(004309-) Spring, Tors 2.36Idx 18 Wire	1	
Ñ	5	80203	(000000-) Motor, Side Brush 24V Rh	1
▲		80126	(000000-) Brush&Spring Assy Se	1
▲		80127	(000000-) Brush Cap Se	2
6	11516	(000000-) Pin,Roll,.25Odx1.75L,.250/.256	1	
7	02942	(000000-) Pin,Hair Cotter .12Wire 2.37SI	1	
8	80155	(000000-) Bracket Wldt, Lift	1	
9	80483	(000000-004308) Strip, Spring	2	
9	379216	(004309-) Strip, Spring	2	
10	76782	(000000-) Pin,Clevis,0.19 Dia.X 0.75 Lg	3	
11	80484	(000000-) Spring, Comp, 0.74Idx.11 Wire	1	
12	80974	(000000-004308) Strip, Spring	1	
12	379215	(004309-) Strip, Spring	1	
13	80010	(000000-) Bracket, Cable	1	

Fig. 7 - Hopper Group

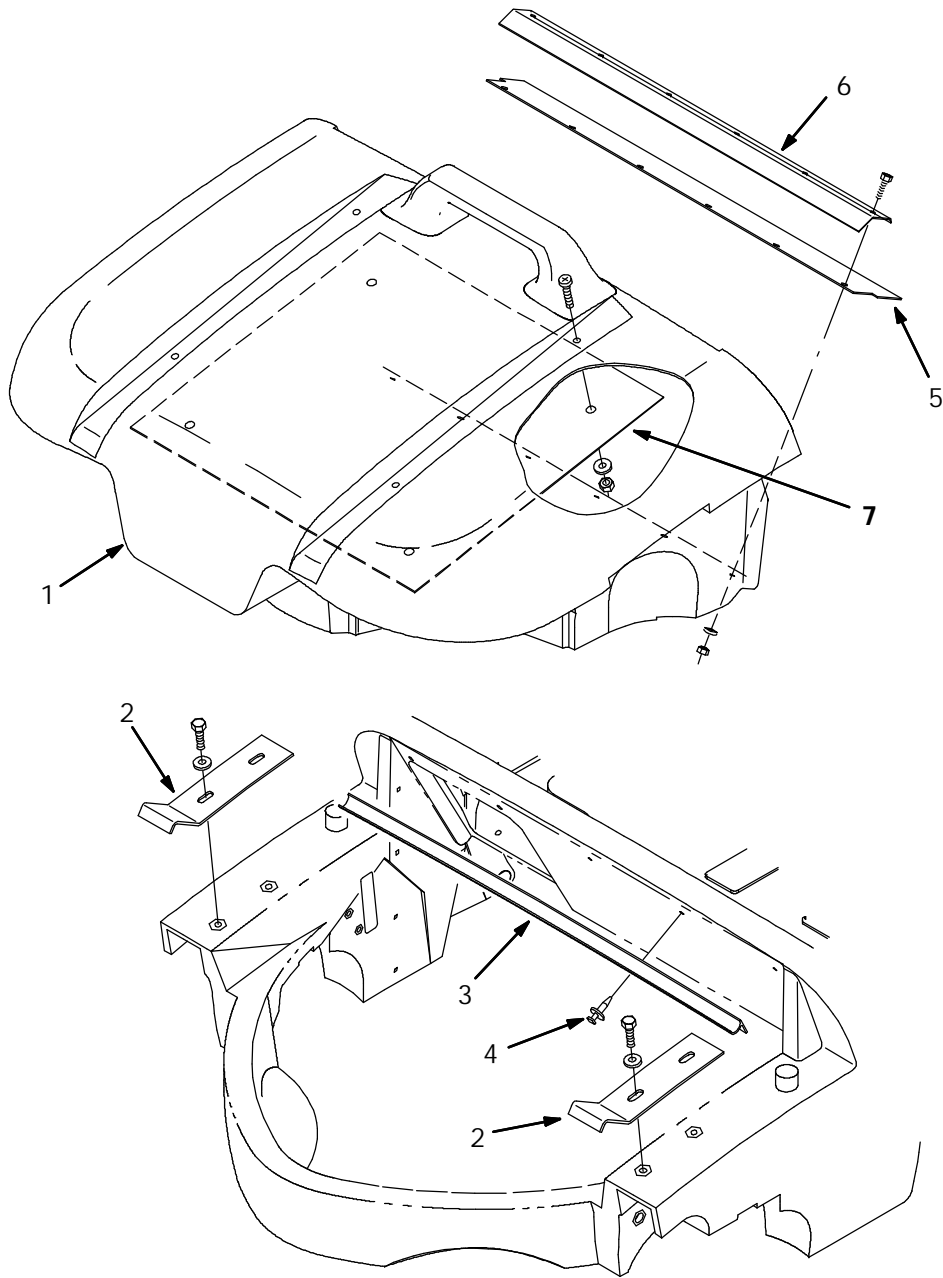


Fig. 7 - Hopper Group

Ref.	Tennant Part No.	Machine Serial Number	Description	Qty.
1	80081	(000000-) Hopper	1
2	80958	(000000-) Bracket, Support	2
3	80315	(000000-) Seal	1
4	72970	(000000-) Rivet, Plstc	5
5	80140	(000000-003605) Skirt, Hopper	1
5	373142	(0003606-) Skirt, Hopper	1
6	80141	(000000-) Angle, Lip	1
7	80266	(000000-) Plate, Firewall	1

Fig. 8 - Vacuum Fan Group

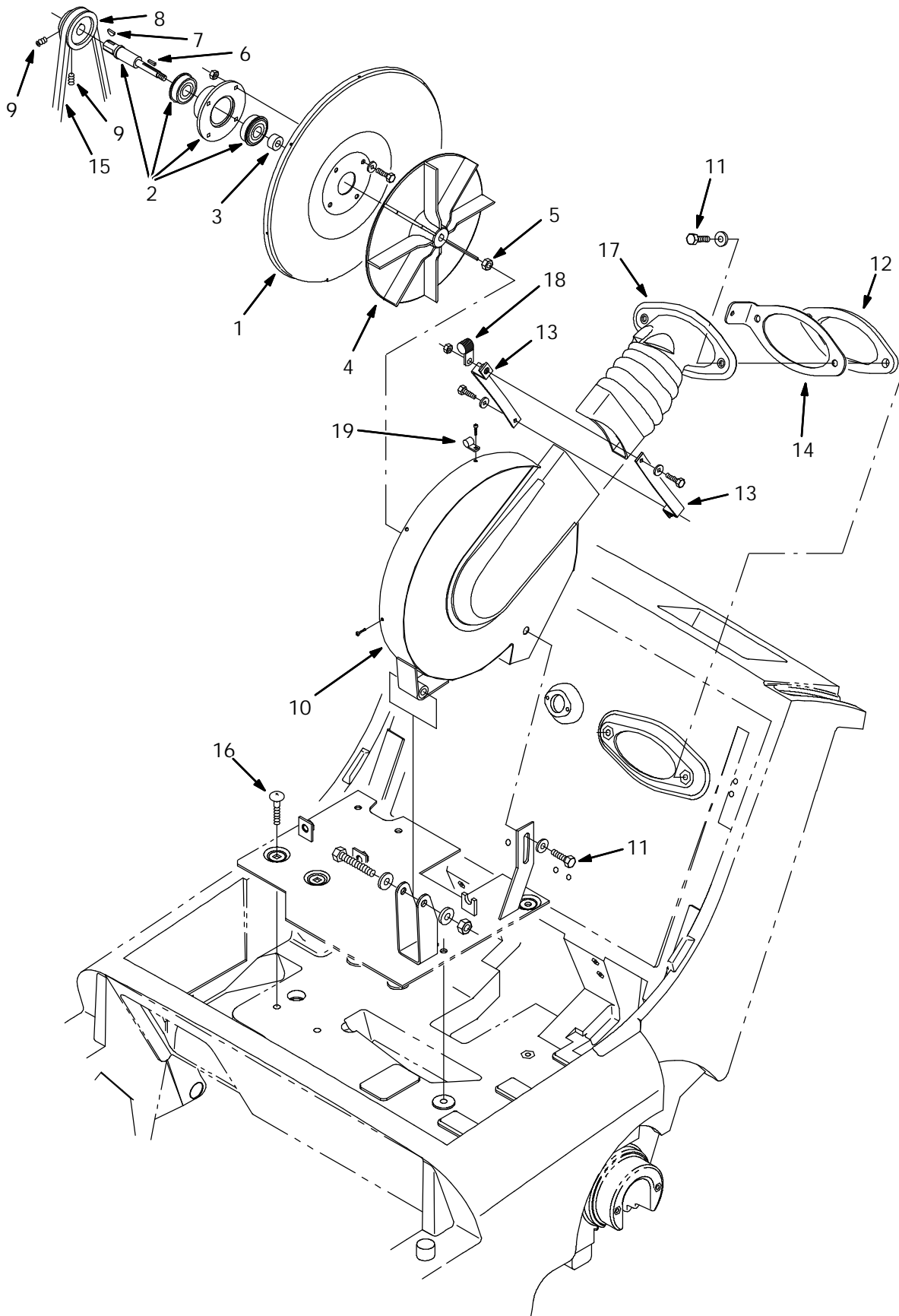


Fig. 8 - Vacuum Fan Group

Ref.	Tenant Part No.	Machine Serial Number	Description	Qty.
1	80314	(000000-) Plate, Backing, Vac Fan	1
2	16934	(000000-) Shaft,Brg&Flange Assy-Fan	1
3	379203	(000000-) Spacer	1
4	80320	(000000-) Impeller, 9.06 Dia X 0.375B	1
5	87299	(000000-) Nut-Hxflexloc .31-24 Thin Pltd	1
6	00960	(000000-) Key Square 0.12 0.12 00.50 Lg	1
7	00500-4	(000000-) Key-Wdruff 0.12 0.50 Asa#0404	1
8	01104	(000000-) Sheave,3L,1Gr,1.96Pd,0.62Id	1
9	46820	(000000-) Scr-Set .31-18X0.38 Nylon Loc	2
10	80088	(000000-) Vacuum Fan Housing	1
11	12273	(000000-) Scr-Hexssm 8X1.25 20 Nynloc	3
12	80260	(000000-) Gasket, Vac Fan	1
13	80104	(000000-) Bar, Transition Mtg	2
14	80029	(000000-) Plate, Vac Fan, Prop Rod	1
15	80940	(000000-) V-Belt 3L 230 - One	1
16	69915	(000000-) Bolt-Carrm 8X1.25 40 4.6	2
17	80136	(000000-) Transition, Vacfan, Electric	1
18	67767	(000000-) Clamp, Cable	1
19	09385	(000000-) Clamp, Cable, Poly	1

Fig. 9 - Vacuum Housing Group

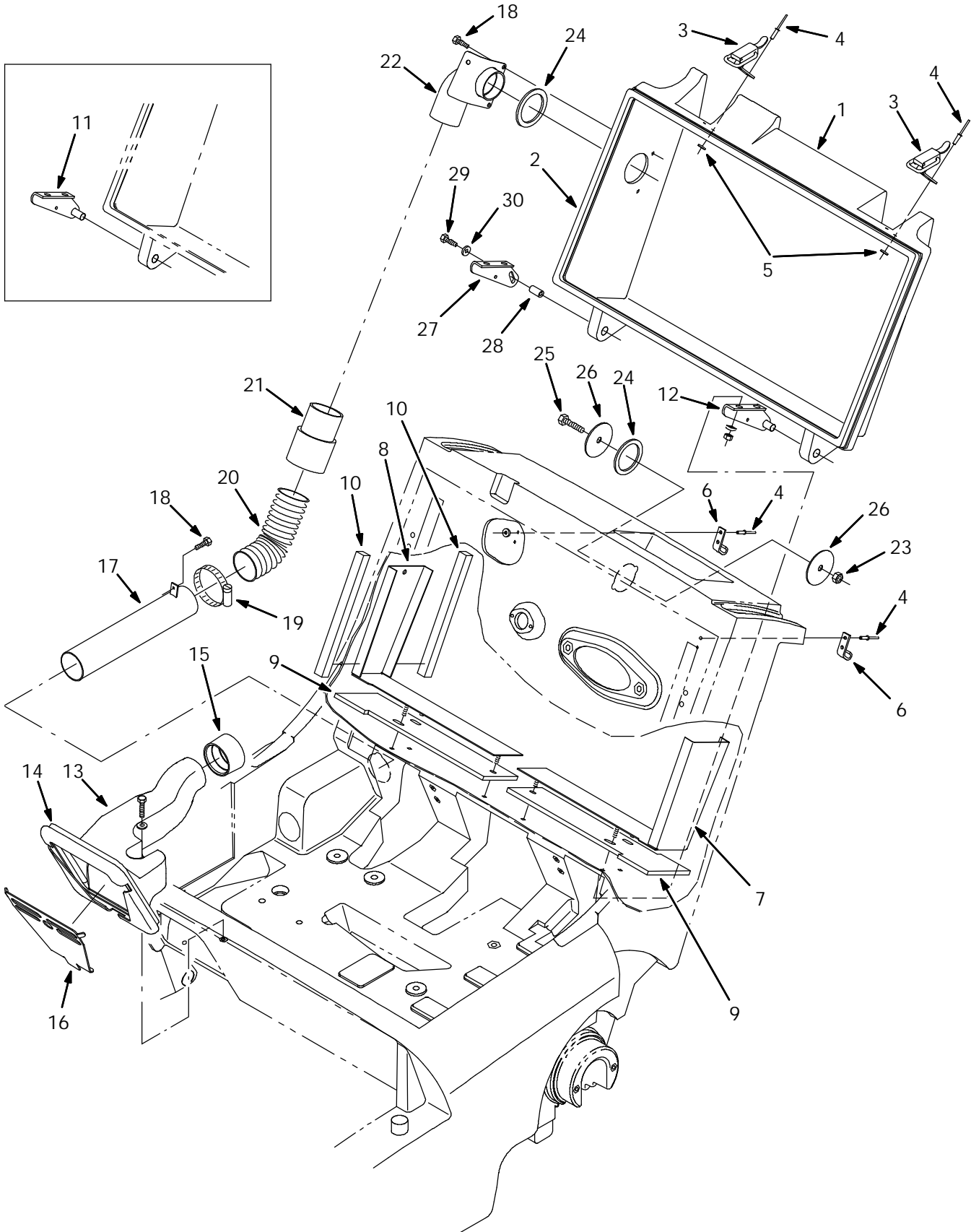


Fig. 9 - Vacuum Housing Group

Ref.	Tennant Part No.	Machine Serial Number	Description	Qty.
1	373147	(000000-) Kit, Replmt, Door, Filter	1
2	80373	(000000-) Seal	1
3	23709	(000000-) Catch, Draw Pull	2
4	80218	(000000-) Rivet, Pop .196Dx.76X38Dhd	8
5	08793	(000000-) Washer	8
6	80368	(000000-) Clip, Latch	2
7	80971	(000000-) Plate	1
8	80021	(000000-) Bracket, Sealing, Rh	1
9	80052	(000000-) Seal, Cover	2
10	80064	(000000-) Seal, Foam .62 .62 8.0	4
11	80366	(000000-004399) Bracket, Pivot	1
12	80011	(000000-) Bracket, Pivot Lh	1
13	373115	(000000-) Housing, Vacuum Hi Flow	1
14	80096	(000000-) Seal, Chamber	1
15	373116	(000000-) Seal, Tube, Vacuum	1
16	80017	(000000-) Screen, Vacuum Inlet	1
17	373123	(000000-) Tube, Vacuum	1
18	20394	(000000-) Screw, Hex, #10 X 0.62, Fmg Ab	4
19	22297	(000000-) Clamp, Wormdrive	1
20	373118	(000000-) Hose, Flex	1
21	83285	(000000-) Cuff, Hose	1
22	373113	(000000-) Coupling, Hose, Elbow	1
23	08709	(000000-) Nut, Hex, Lock, M08-1.25,NI	1
24	80392	(000000-) Gasket, Cuff	2
25	76570	(000000-) Screw, Hex, M08-1.25 X 30, 8.8	1
26	32492	(000000-) Washer, Flat, .38 Hard	2
27	379227	(004400-) Bracket, Pivot Rh	1
28	379226	(004400-) Pin, Tapped	1
29	06942	(004400-) Screw, Hex M06	1
30	32490	(004400-) Washer, Flat .25	1

Fig. 10 - Panel Filter Group

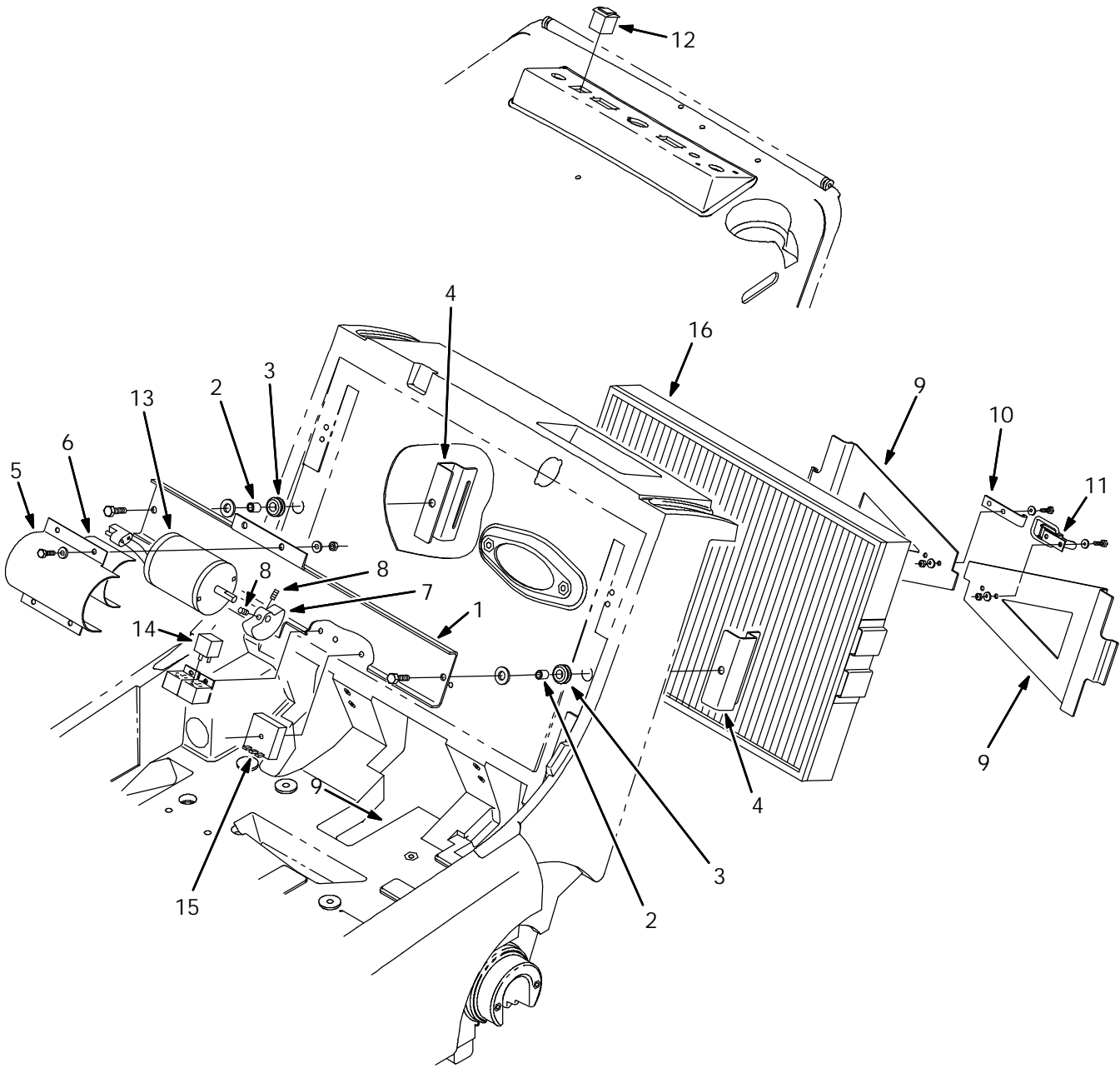


Fig. 10 - Panel Filter Group

Ref.	Tenant Part No.	Machine Serial Number	Description	Qty.
1	80436	(000000-) Bar, Shaker, Motor	1
2	360930	(000000-) Sleeve	2
3	87515	(000000-) Grommet, Rubber	2
4	379218	(000000-) Bracket, Shaker	2
5	80437	(000000-) Strap, Shaker Motor	1
6	44893	(000000-) Bar, Flat	1
7	55130	(000000-) Weight, Eccentric	1
8	20634	(000000-) Screw, Set, #10	2
9	80033	(000000-) Bracket, Retainer	2
10	80107	(000000-) Strike, Latch	1
11	23709	(000000-) Catch, Draw Pull	1
12	80296	(000000-) Switch, Rocker	1
13	54121	(000000-) Motor, Ele, Shaker	1
49309	14	57804) Relay, 12V 24V	1
80328	15	80329) Timer 24V	1
16	80188	(000000-) Filter Pkg, Panel, 94 Pleats	1

Fig. 11 - Brush Lift Handles Group

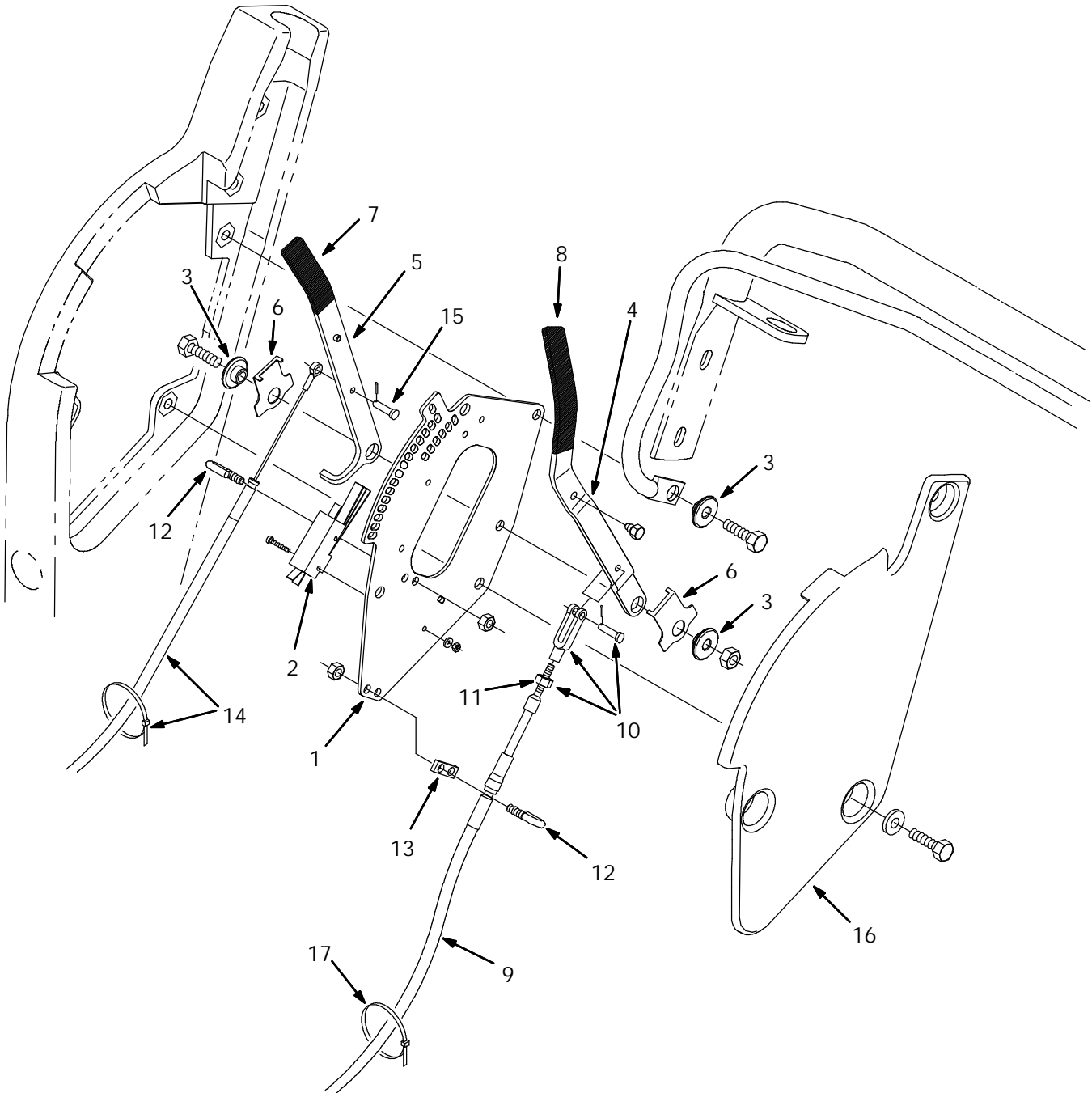


Fig. 11 - Brush Lift Handles Group

Ref.	Tennant Part No.	Machine Serial Number	Description	Qty.
1	80411	(000000-) Plate, Mounting Rh	1
2	44847	(000000-) Switch, 15Amp 125/250Vac	1
3	80950	(000000-) Bushing, Flanged	3
4	80412	(000000-004308) Handle, Lift, Main Brush	1
4	379211	(004309-) Handle, Lift, Main Brush	1
5	80365	(000000-004308) Handle, Lift, Side Brush	1
5	379210	(004309-) Handle, Lift, Side Brush	1
6	80480	(000000-) Spring, Detent	2
7	80372	(000000-) Grip, Vinyl .18X.75.2.00	1
8	80979	(000000-) Grip, Vinyl .18X .75X 5.00	1
9	80190	(000000-) Cable Assy, Main Brush	1
Ñ	10 27880	(000000-) Yoke Assy.	1
▲	11 01713	(000000-) Nut-Hx Std 10-32 G2 Pltd	1
	12 80425	(000000-) Bolt, Bent, M6	2
	13 80429	(000000-) Support, Cable	1
	14 80302	(000000-) Replacement Kit, Sidebrush Cable	1
	15 36376	(000000-) Pin,Clevis, .19 Dia.X .50 Lg	1
	16 80414	(000000-) Plate, Access, Rh	1
	17 49266	(000000-) Tie, Cable 1.75D Max 7.50Lg	2

Fig. 12 - Clutch and Shift Handle Group

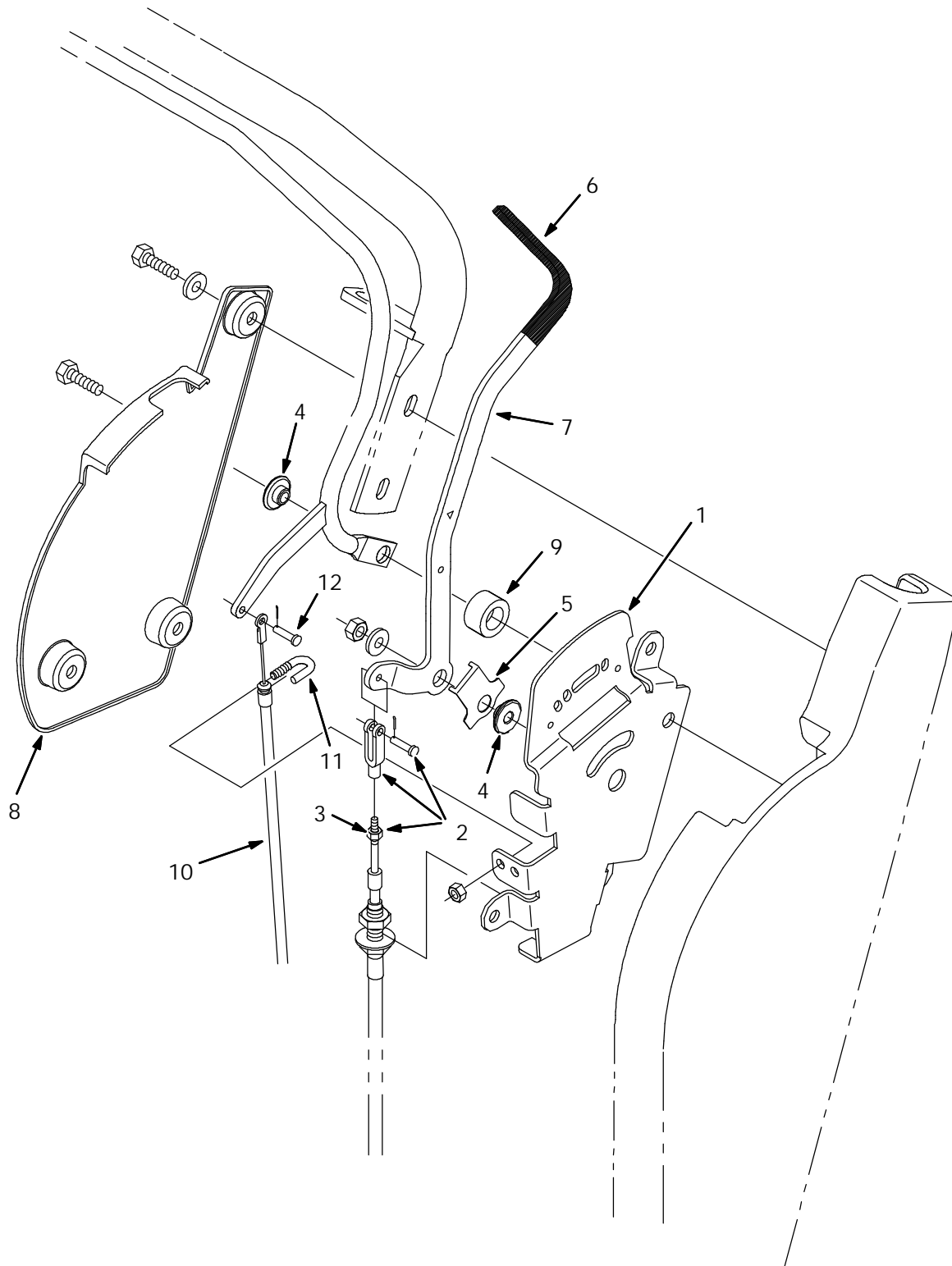


Fig. 12 - Clutch and Shift Handle Group

	Ref.	Tennant Part No.	Machine Serial Number	Description	Qty.
	1	80428	(000000-) Plate, Pivot, Lh	1
Ñ	2	80184	(000000-) Yoke Assy, 10-32	1
▲	3	01713	(000000-) Nut-Hx Std 10-32 G2 Pltd	1
	4	80950	(000000-) Bushing, Flanged	2
	5	80480	(000000-) Spring, Detent	1
	6	80979	(000000-) Grip, Vinyl .18X .75X 5.00	1
	7	80927	(000000-) Handle, Shift	1
	8	80589	(000000-) Plate, Access, Lh	1
	9	80496	(000000-) Spacer, Pivot .62Lg	1
	10	80192	(000000-) Cable, Pull Cl	1
	11	80425	(000000-) Bolt, Bent, M6	1
	12	36376	(000000-) Pin,Clevis, .19 Dia.X .50 Lg	1

Fig. 13 - Electric Motor Group

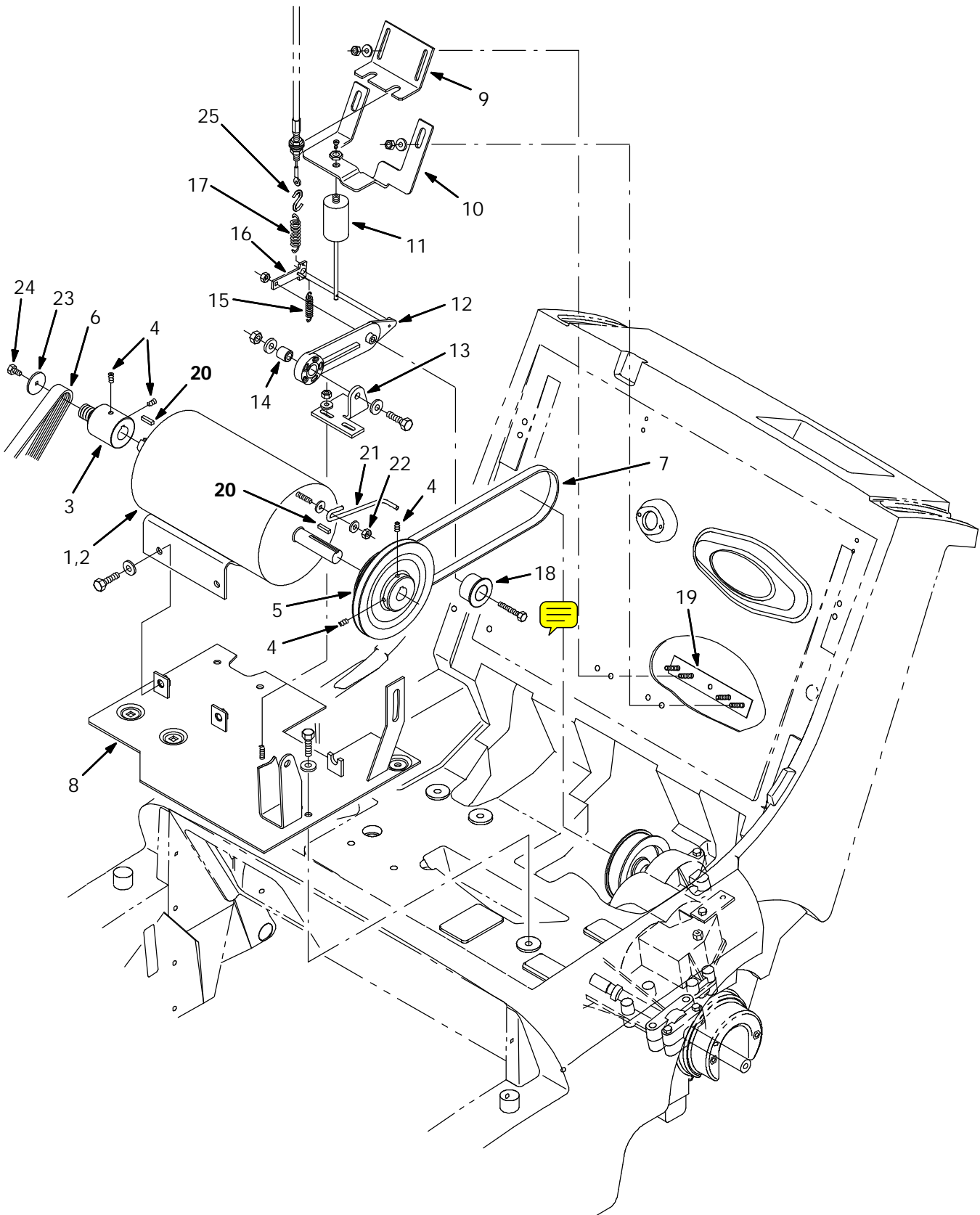


Fig. 13 - Electric Motor Group

	Ref.	Tennant Part No.	Machine Serial Number	Description	Qty.
Ñ	1	80147	(000000-) Motor, Elec 24V Dc	1
▲		01739	(000000-) Brush Kit - 4 Brushes Included	1
▲		01740	(000000-) Brush Spring (1 Only)	4
Ñ	2	80275	(000000-) Motor, Elec 24V Dc Tenv H Ins (EE only)	1
▲		01739	(000000-) Brush Kit - 4 Brushes Included	1
▲		01740	(000000-) Brush Spring (1 Only)	4
	3	80073	(000000-003683) Pulley, Drive	1
	3	373139	(003684-) Pulley, Drive	1
	4	09162	(000000-) Scr-Set M 6X1.0 8 Nylonloc	4
	5	80242	(000000-) Sheave, 3L 2Gr 3.2Pd 5.5Pd	1
	6	80117	(000000-) Replm Kit, Main Br Belt 6080E	1
	7	80152	(000000-) Belt, Flat .75Wide X 33.0 Circ	1
	8	80357	(000000-) Plate Wldt, Floor, Elec	1
	9	80407	(000000-) Bracket, Cable, Clutch	1
	10	80065	(000000-) Bracket, Mounting, Dampener, E	1
	11	80959	(000000-) Dampener, Push, 15Lbs	1
	12	80405	(000000-) Arm, Clutch Pivot	1
	13	80406	(000000-) Bracket, Clutch Pivot	1
	14	80409	(000000-) Sleeve, .344B .62D .58	1
	15	378769	(000000-) Sprng,Tens, .36Od .03Wire 1.5L	1
	16	80319	(000000-) Bar, Clutch	1
	17	75575	(000000-) Spring, Tens,0.5Dx.06Wire 2.5L	1
	18	80079	(000000-) Pulley, Idler	1
	19	80408	(000000-) Plate, Cable, Clutch	1
	20	00915	(000000-) Key, Square .18x .18x 1.38	2
	21	80322	(002411-) Brake, Belt, Elec	1
	22	75934	(002411-) Nut, Hex, Lock, .25-20, NI	1
	23	41178	(002828-) Washer, Flat, Fender	1
	24	06941	(002828-) Scr, Hex, M6	1
	25	43363	(000000-) S-Hook	1

Fig. 14 - Battery Cover Group

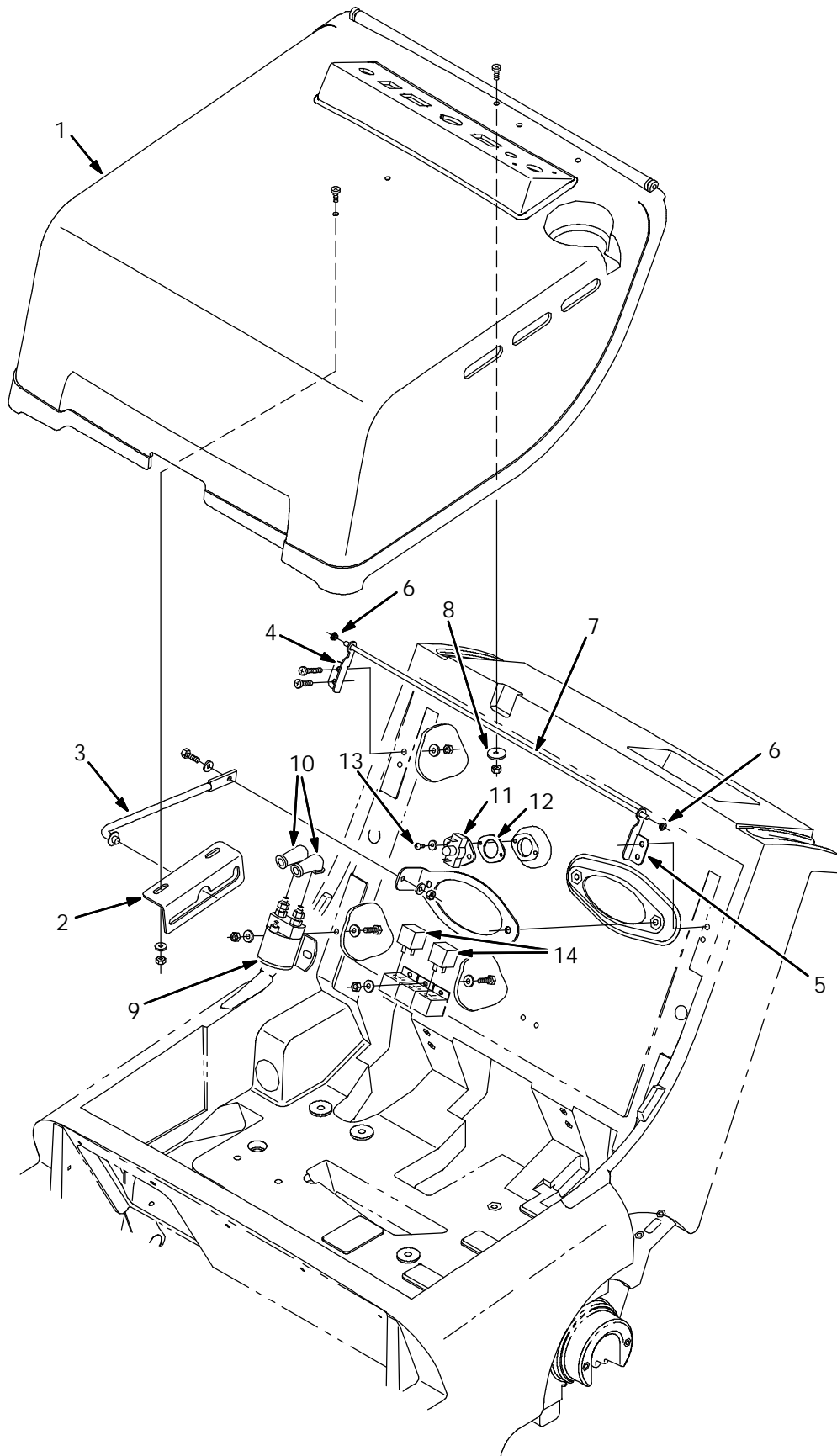


Fig. 14 - Battery Cover Group

Ref.	Tenant Part No.	Machine Serial Number	Description	Qty.
1	80195	(000000-) Hood, E w/Labels	1
2	80039	(000000-) Bracket, Prop Rod	1
3	54615	(000000-) Rod, Seat	1
4	80949	(000000-) Pivot, Hinge, Eng Cover, Rh,E	1
5	80837	(000000-) Pivot, Hinge, Eng Cover, Left	1
6	80921	(000000-) Bearing, Snap-In, .250 Bore	2
7	80924	(000000-) Rod, Hinge Pin, Nylon	1
8	30013	(000000-) Washer-Flt .31 Fender Pltd	1
9	02424	(000000-) Contactor, 24Volt Dc	1
10	02076	(000000-) Boot, 90 Deg .50D .57X .84	2
11	02712	(000000-) Thermostat Assembly,140 Deg	1
12	82733	(000000-) Gasket, Fire Switch	1
13	49162	(000000-) Screw-Pan 08-10X.050	2
14	49309	(000000-) Relay, 24V Dc Spdt	2

Fig. 15 - EE Battery Cover And Circuit Breaker Group

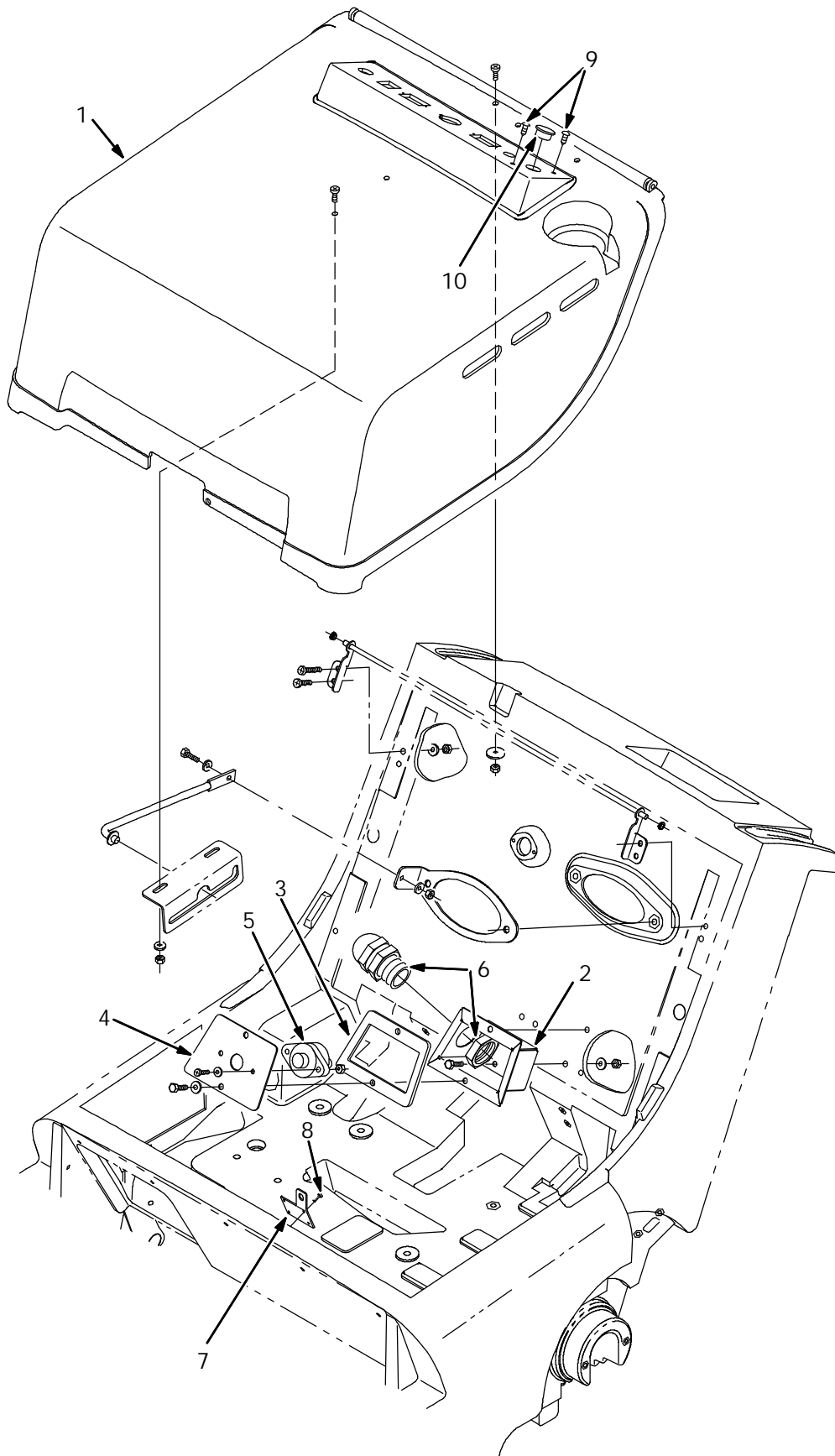
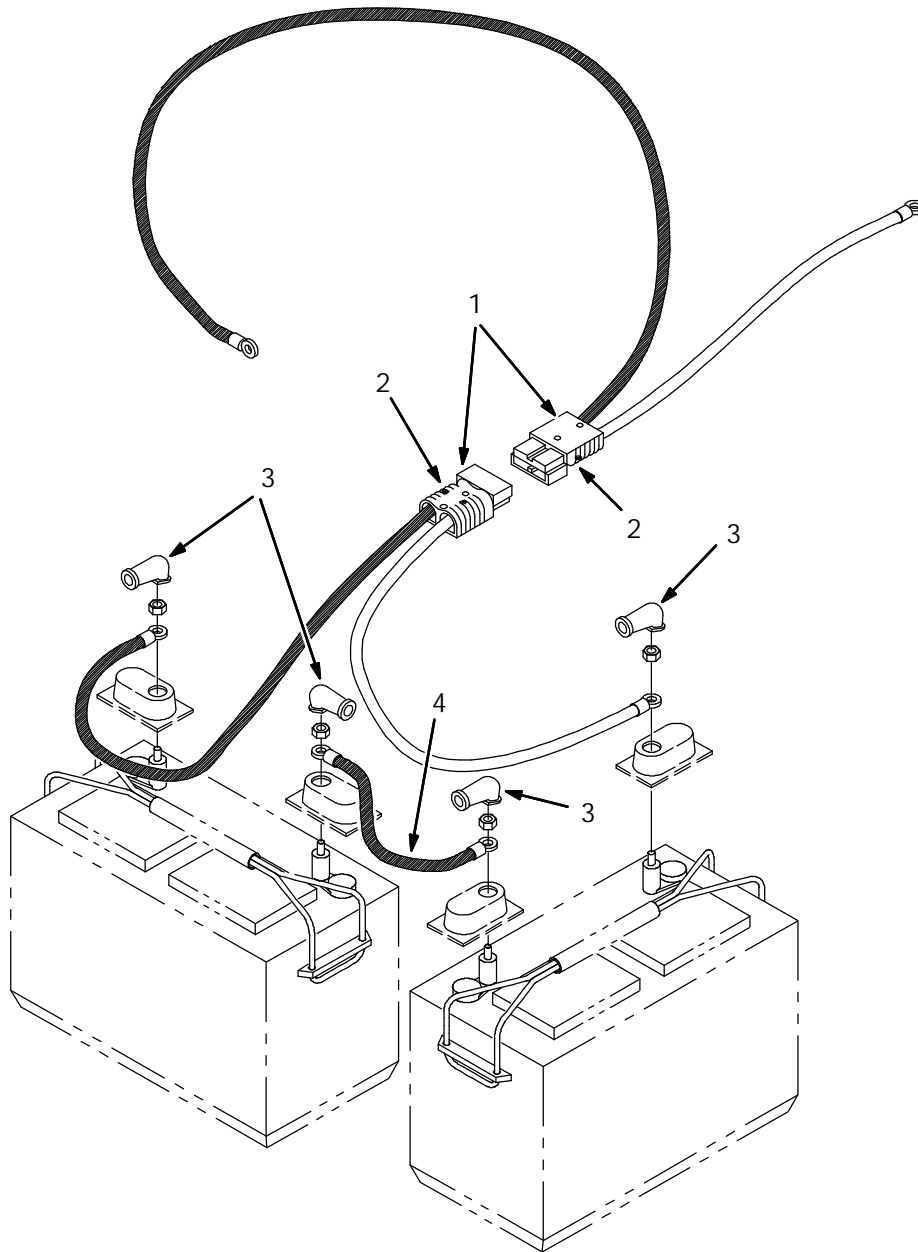


Fig. 15 - EE Battery Cover And Circuit Breaker Group

Ref.	Tennant Part No.	Machine Serial Number	Description	Qty.
1	80196	(000000-) Hood, Ee w/Labels	1
2	80245	(000000-) Box, Circuit Breaker, Ee	1
3	80247	(000000-) Gasket, Box, Circuit Breaker	1
4	80248	(000000-) Plate, Cover, Box, Ee	1
5	15740	(000000-) Circuitbreaker	1
6	222726	(000000-) Strain Relief, .72/.97Cord	1
7	80273	(000000-) Plate, Lock, Ee	1
8	222267	(000000-) Screw, Pan, Fmg, #06 X 0.50	4
9	77399	(000000-) Plug, Hole	2
10	80287	(000000-) Plugbtn .88H .172 Max. Thk.	1

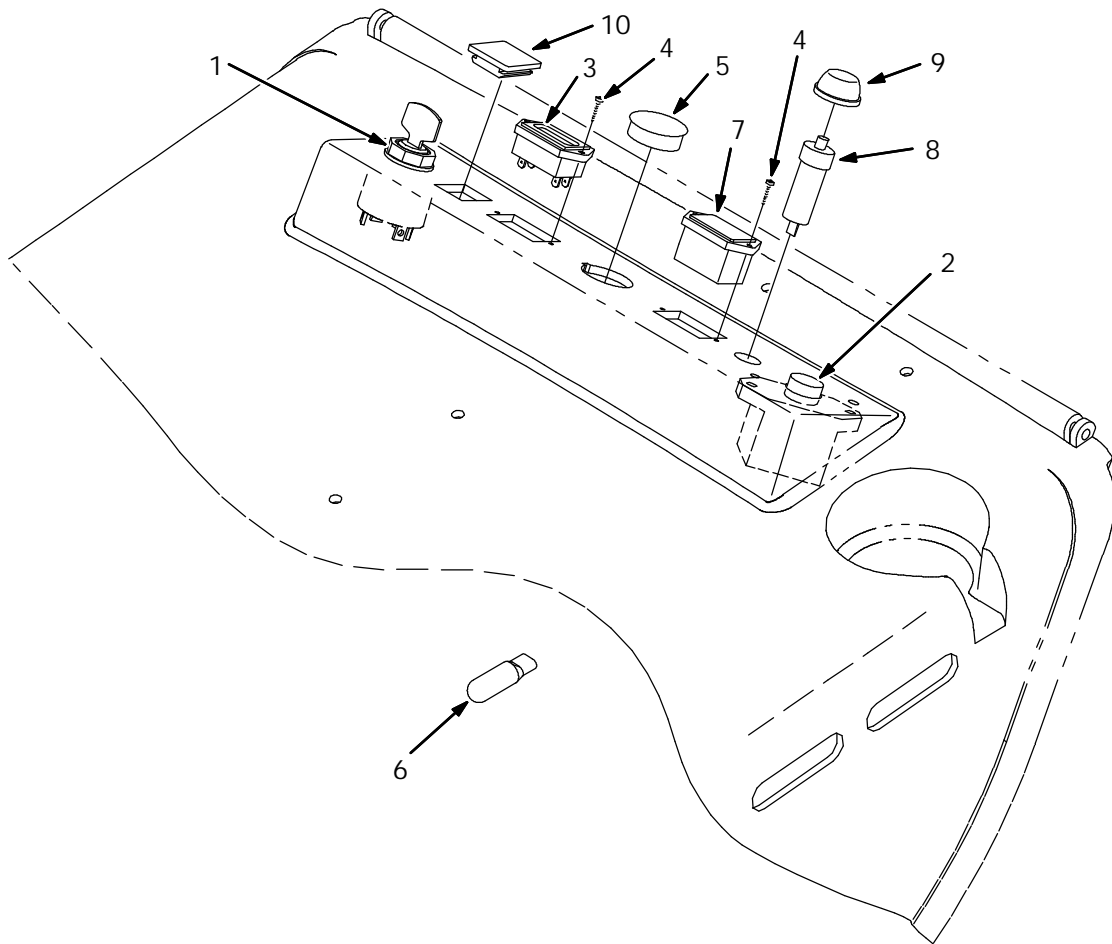
Fig. 16 - Battery Cable Harness Group



350876 - E

	Ref.	Tennant Part No.	Machine Serial Number	Description	Qty.
Ñ	1	49443	(000000-)	Harness, Cable Battery	2
▲	2	49548	(000000-)	Connector, Andersen 50amp Red	1
	3	02076	(000000-)	Boot, 90Deg .50D .57X .84	4
	4	63735	(000000-)	Cable Assy-Lead,11.0, 6Ga	1

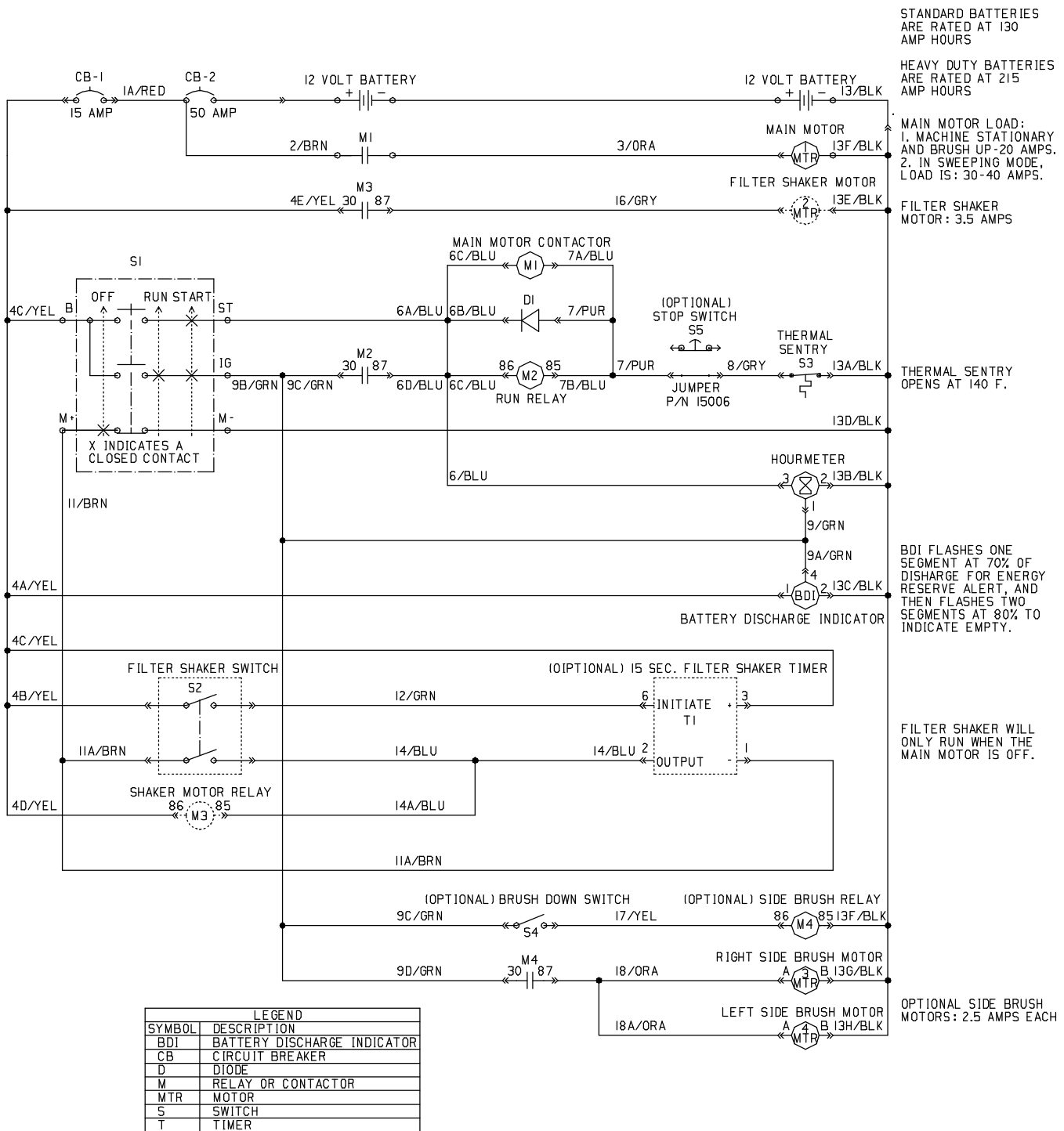
Fig. 17 - Instrument Panel Group



350880 - E

	Ref.	Tenant Part No.	Machine Serial Number	Description	Qty.
Ñ	1	80331	(000000-) Switch, Key	1
▲		80181	(000000-) Key Set Rn	1
	2	32891	(000000-) Circuit Breaker 50 Resetable	1
	3	80327	(000000-) Meter, Discharge, Battery	1
	4	222267	(000000-) Screw, Pnfmg 6X.50 Type Ab	4
	5	76888	(000000-) Plugbtn 1.25H.12 Max Blacknyl	1
	6	222290	(000000-) Diode, Elec, Plug	1
	7	31988	(000000-) Hourmeter, Electronic	1
	8	57803	(000000-) Breaker-Circuit, 15A Resetable	1
	9	57751	(000000-) Boot,Circuit Breaker	1
	10	80277	(000000-) Plug, Switch	1

Fig. 18 - Electrical Schematic



350889 - E

Fig. 19 - Wire Harness Group

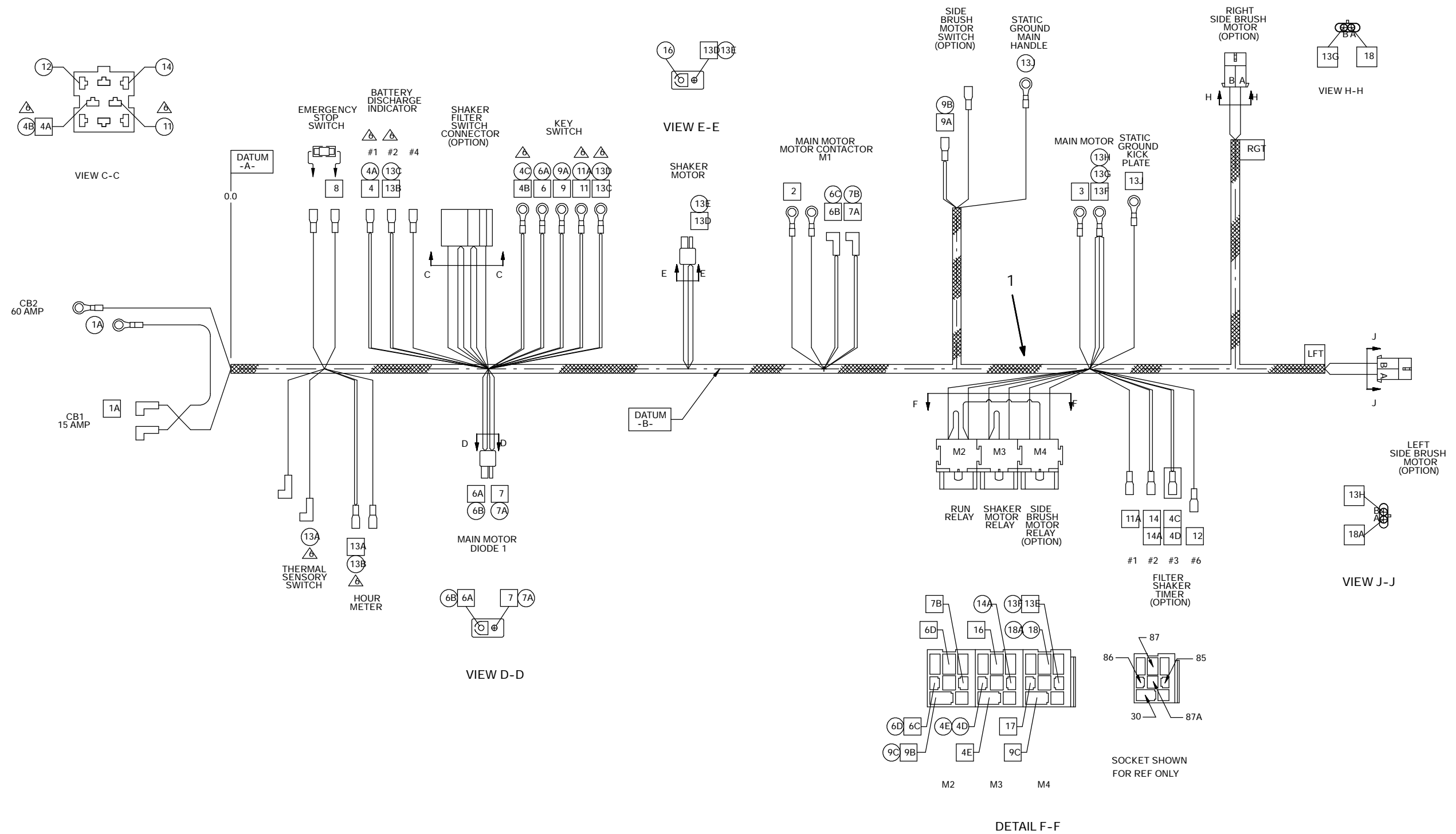


Fig. 19 - Wire Harness Group, EE

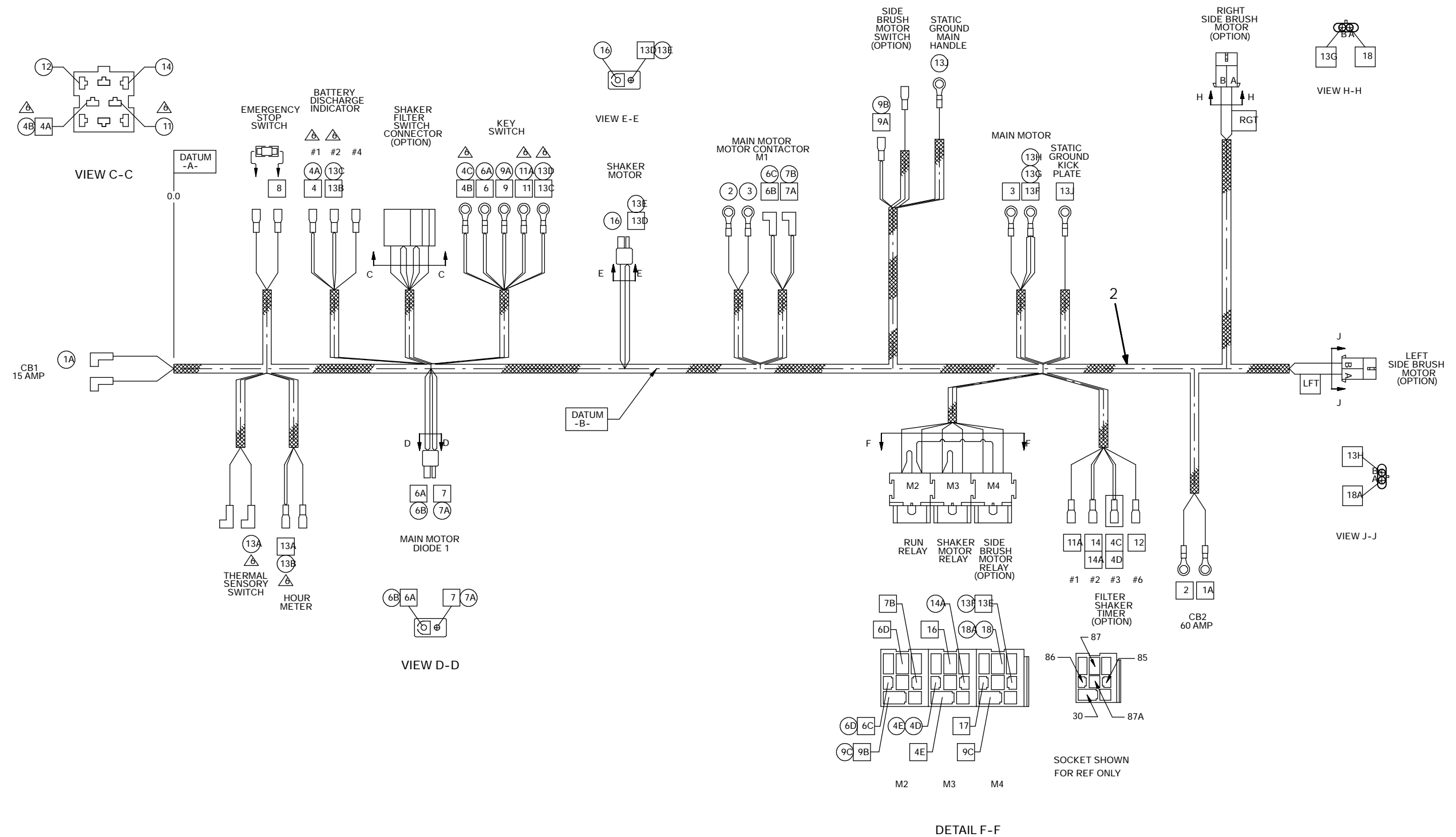
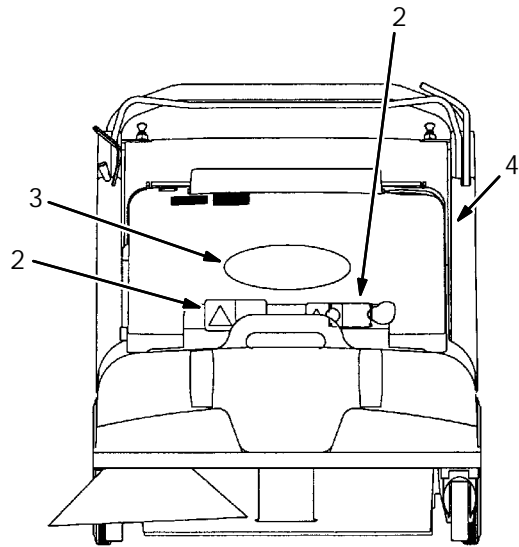
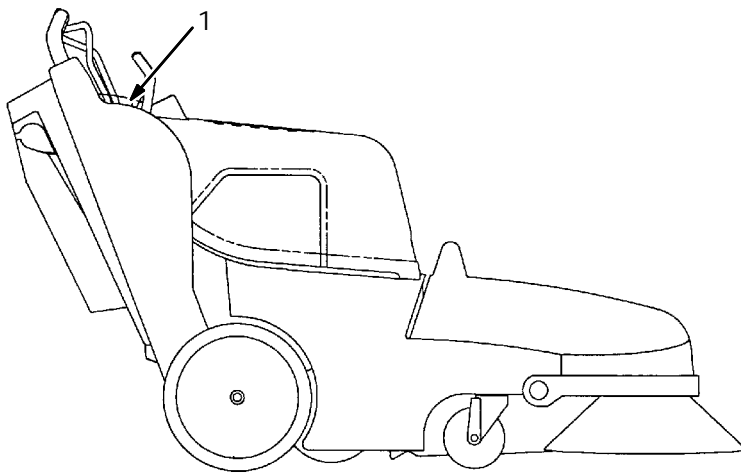
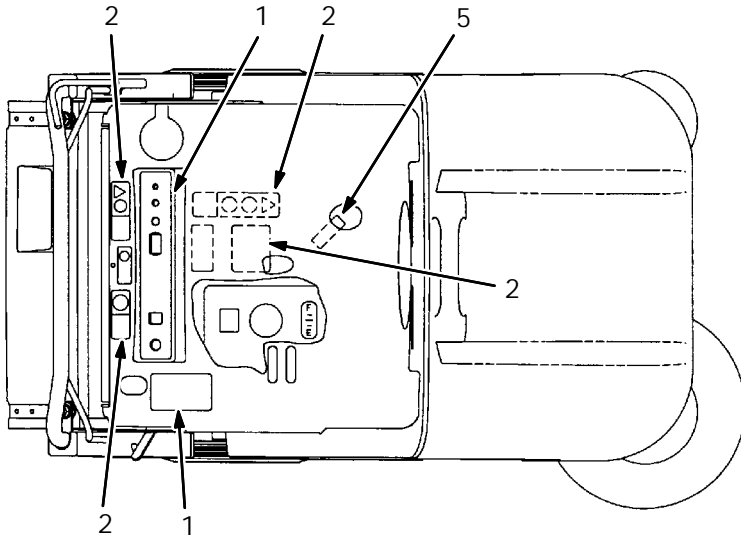


Fig. 20 - Wire Harness Group

351320 - E, EE

Ref.	Tennant Part No.	Machine Serial Number	Description	Qty.
1	80602	(000000-) Harness, Wire, Main E	1
1	80229	(000000-) Harness, Wire, Main EE	1

Fig. 21 - Label Group



350910 - E, EE

Ref.	Tennant Part No.	Machine Serial Number	Description	Qty.
1	80349	(000000-)	Label Set, Operational 6080 E	1
2	80951	(000000-)	Label Set, Info & Hzd 6080	1
3	09806	(000000-)	Label, Tennant Logo	1
4	08823	(000000-)	Label, EE	1
5	80112	(000000-)	Label, Charger Connection	1

SECTION 3

CONTENTS	PAGE
Fig. 1 - Hopper Dump Assist Kit	3-2
Fig. 2 - Dual Side Brush Kit	3-4
Fig. 3 - Panel Filter Kit	3-6
Fig. 4 - Vacuum Bag Kit	3-8
Fig. 5 - High Flow To Standard Panel Kit	3-10
Fig. 6 - High Flow To Standard Bag Kit	3-12
Fig. 7 - Standard To High Air Flow Kit	3-14
Fig. 8 - High Flow Vacuum Wand Kit	3-16
Fig. 9 - Vacuum Wand Extend Kit	3-18
Fig. 10 - Wide Track Wheels Kit	3-20
Fig. 11 - Battery Kit, 130AH, Wet	3-22
Fig. 12 - Battery Kit, 130AH, Dry (International Only)	3-24
Fig. 13 - Battery Kit, 215AH, Wet	3-26
Fig. 14 - Battery Kit, 215AH, Dry (International Only)	3-27
Fig. 15 - Battery Charger Group, 24V/15A (130Ah batteries), 80121	3-28
Fig. 16 - Battery Charger Group, 24V/20A (215Ah batteries), 80989	3-29
Fig. 17 - Hinge Repair Kit	3-30
Fig. 18 - Steel Static Chain Kit	3-32
Fig. 19 - Battery Cutout Button Kit	3-33
Fig. 20 - Carpet Sweeping Group, 130Amp hr	3-34
Fig. 21 - Carpet Sweeping Group, 215Amp hr	3-35
Fig. 22 - Main Brush Downpressure Kit	3-36
Fig. 23 - Documentation Group	3-37

Fig. 1 - Hopper Dump Assist Kit

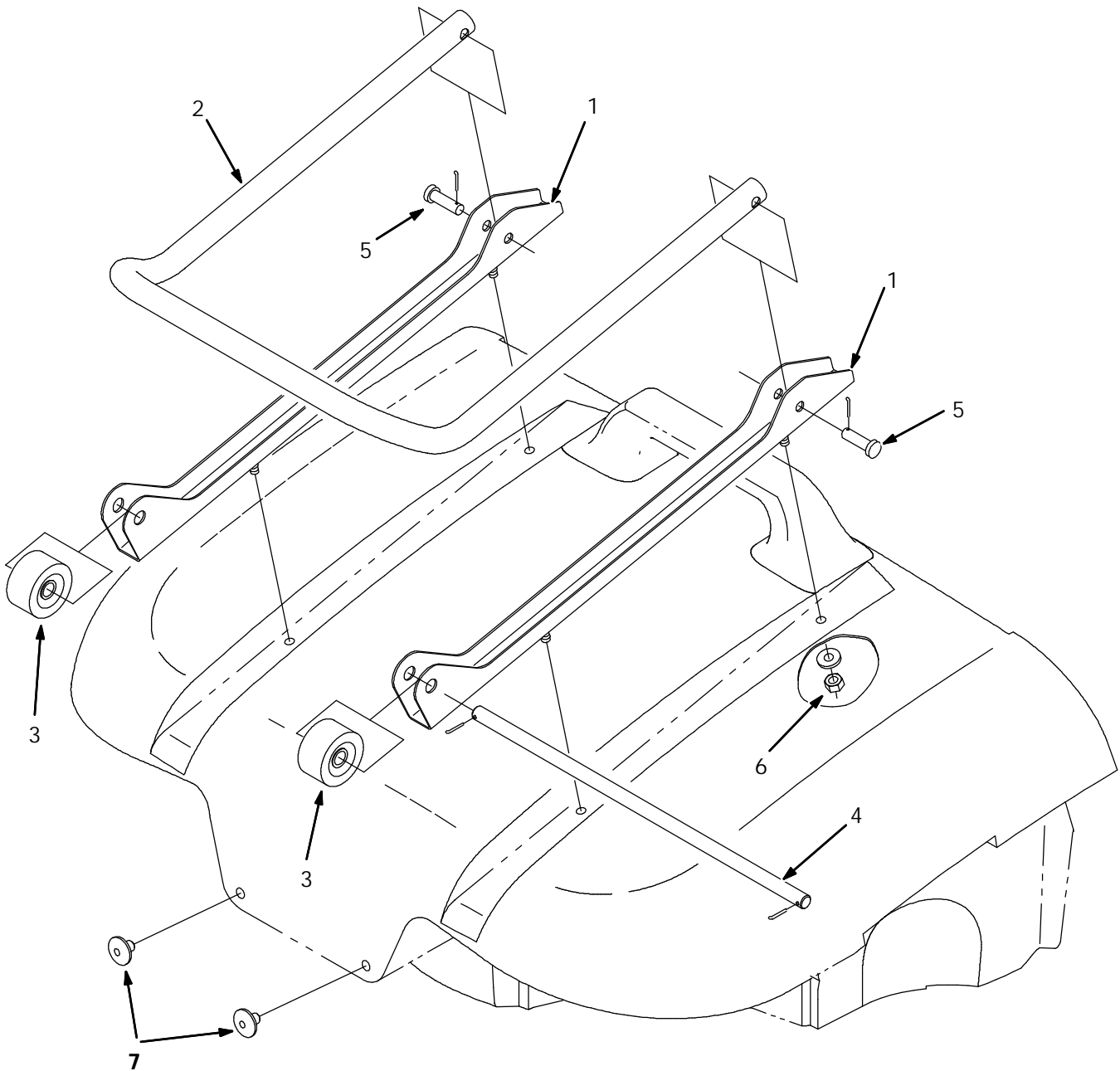


Fig. 1 - Hopper Dump Assist Kit

	Ref.	Tennant Part No.	Machine Serial Number	Description	Qty.
Ñ		80249	(000000-) Hopper Dump Assist Kit	1
▲	1	80960	(000000-) Bracket, Hopper Assist	2
▲	2	80961	(000000-) Handle, Hopper Assist	1
▲	3	222403	(000000-) Wheel, 2.0 Dia	2
▲	4	80289	(000000-) Shaft, Hopper Assist	1
▲	5	29557	(000000-) Pin,Clevis,0.37 Dia.X 1.25 Lg	2
▲	6	08713	(000000-) Nut-Hxlocnyln M 8X1.25 Reg Ss	4
▲	7	80300	(000000-) Button, Wear	2

Fig. 2 - Dual Side Brush Kit

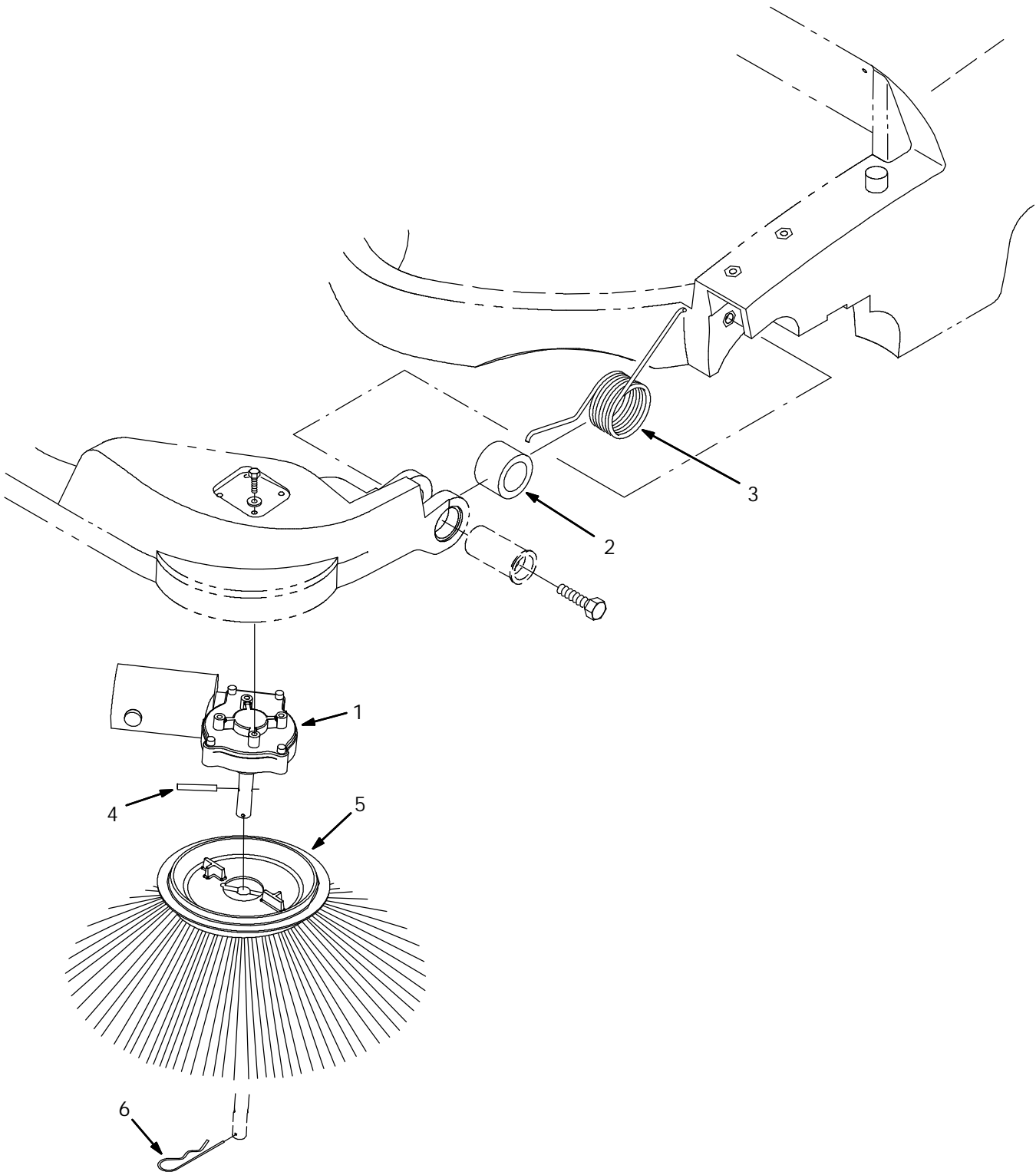


Fig. 2 - Dual Side Brush Kit

	Ref.	Tennant Part No.	Machine Serial Number	Description	Qty.
Ñ		378763	(000000-) Kit, Brush, Side, Dual, 24V	1
▲Ñ	1	80201	(000000-) Motor, Brush, Side, Lh 24V	1
▲▲		80125	(000000-) Brush & Spring Assy	1
▲▲		80127	(000000-) Cap, Brush	2
▲	2	80321	(000000-) Sleeve	1
▲	3	80317	(000000-004308) Spring, Torsion	1
▲	3	379206	(004309-) Spring, Torsion	1
▲	4	11516	(000000-) Pin	1
▲	5	80042	(000000-) Side Brush	1
▲	6	02942	(000000-) Pin, Hair Cotter	1

Fig. 3 - Panel Filter Kit

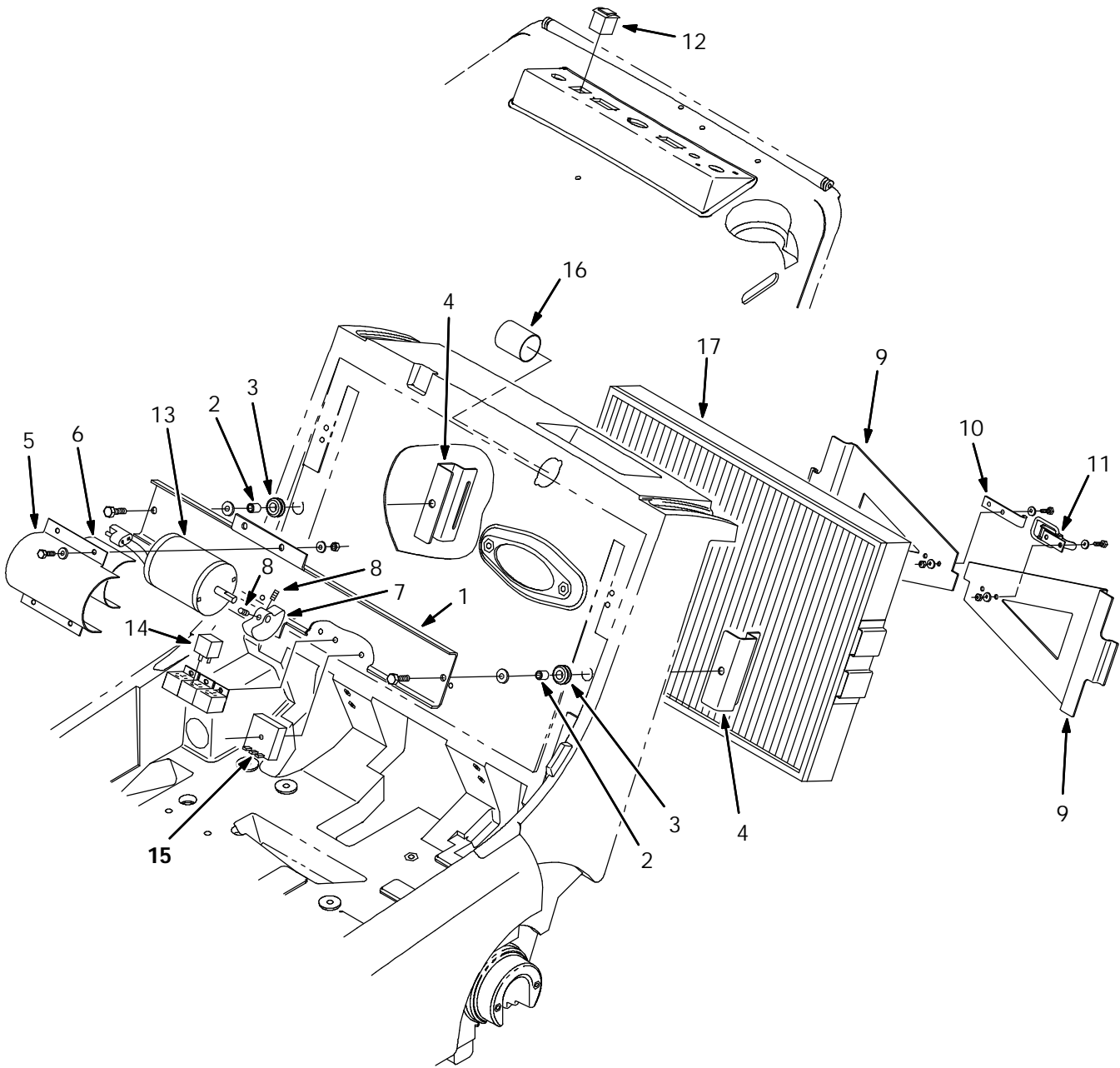


Fig. 3 - Panel Filter Kit

	Ref.	Tennant Part No.	Machine Serial Number	Description	Qty.
Ñ		80243	(000000-) Panel Filter Kit 24V	1
▲	1	80436	(000000-) Bar, Shaker Motor	1
▲	2	360930	(000000-) Sleeve, .318B .50D .65Ss	2
▲	3	87515	(000000-) Grommet,Rbr,0.50ld,For .25Matl	2
▲	4	379218	(000000-) Bracket, Shaker	2
▲	5	80437	(000000-) Strap, Shaker Motor	1
▲	6	44893	(000000-) Bar-Flt .06T 3.90W 10.00L Rbr	1
▲	7	55130	(000000-) Weight, Eccentric	1
▲	8	20634	(000000-) Set Screw	2
▲	9	80033	(000000-) Bracket, Retainer	2
▲	10	80107	(000000-) Strike, Latch	1
▲	11	23709	(000000-) Catch,Draw Pull	1
▲	12	80296	(000000-) Switch, Rocker, Dpst	1
▲	13	80461	(000000-) Motor, Shaker 24V	1
▲	14	49309	(000000-) Relay, 24V Dc Spdt	1
▲	15	80328	(000000-) Timer 24V	1
▲	16	80050	(000000-) Tube, Hose Cuff	1
▲	17	80188	(000000-) Filter Pkg, Panel, 94 Pleats	1

Fig. 4 - Vacuum Bag Kit

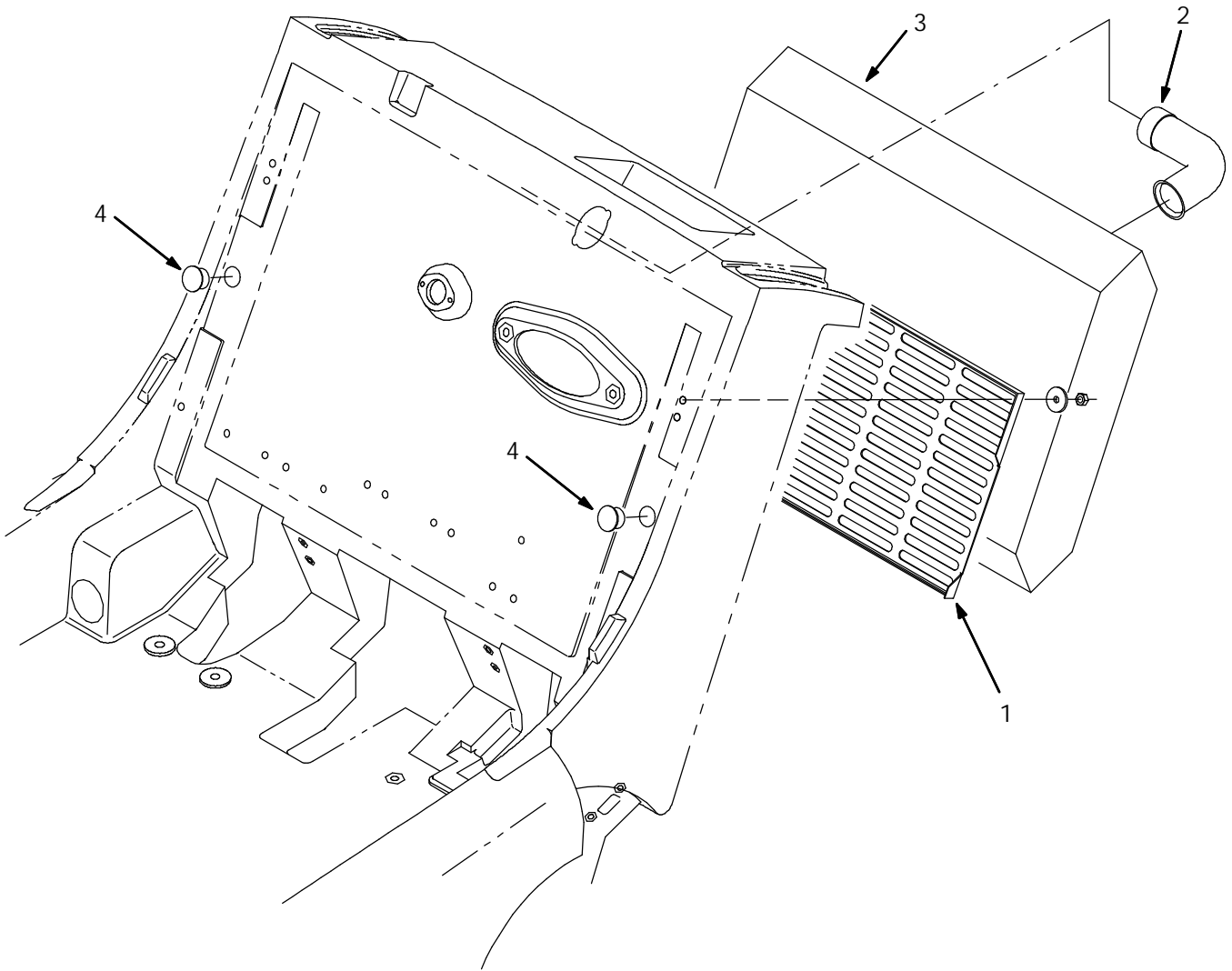


Fig. 4 - Vacuum Bag Kit

	Ref.	Tenant Part No.	Machine Serial Number	Description	Qty.
Ñ		80301	(000000-) Conv Kit. Panel Filter To Bag	1
▲	1	80103	(000000-) Screen, Vacuum Bag	1
▲	2	80433	(000000-) Tube, Vacuum	1
▲	3	80432	(000000-) Bag, Vacuum, Disposable 10Pk	1
▲	4	80288	(000000-) Plug Button	2

Fig. 5 - High Flow To Standard Panel Kit

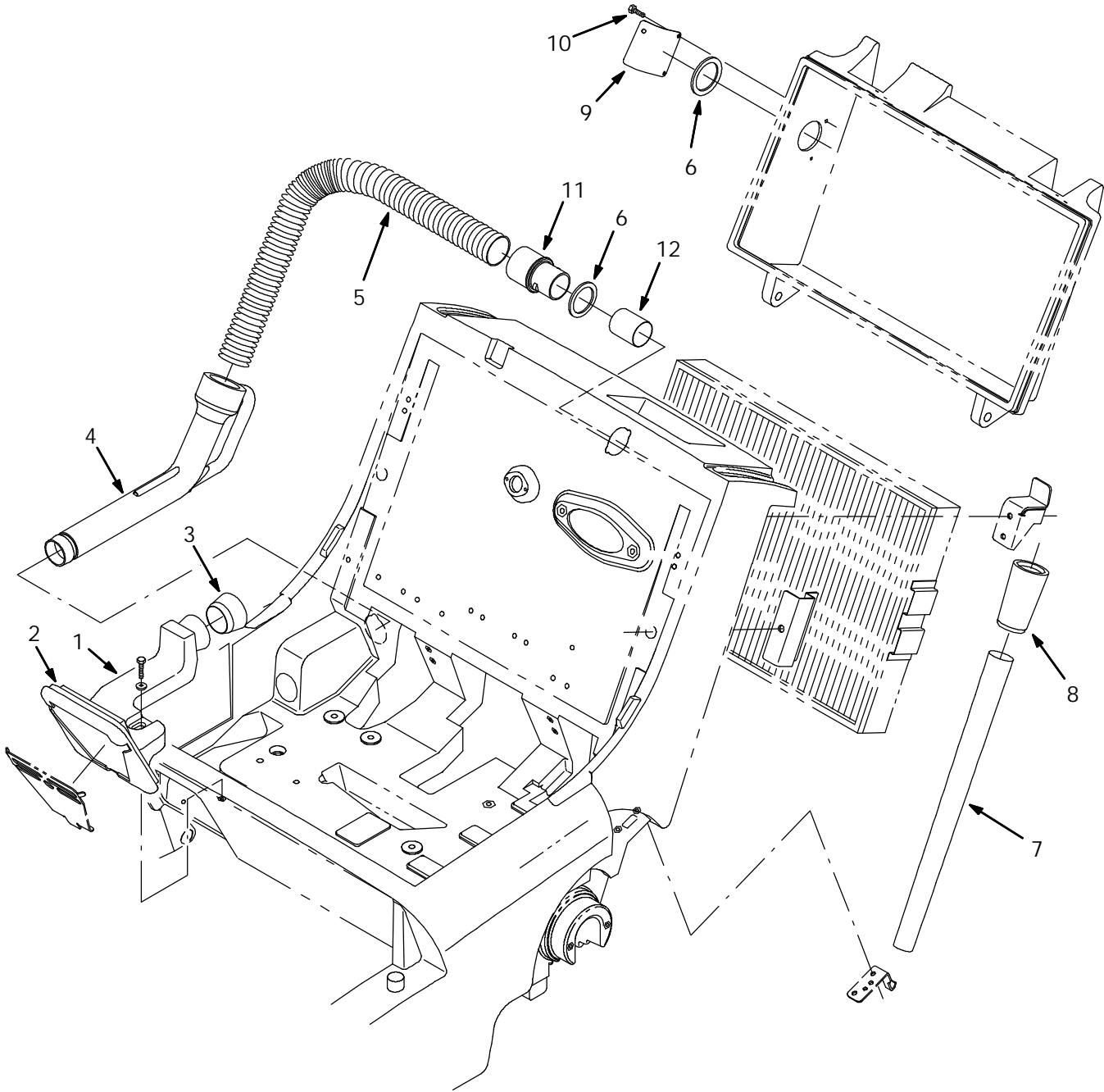


Fig. 5 - High Flow To Standard Panel Kit

	Ref.	Tennant Part No.	Machine Serial Number	Description	Qty.
	Ñ	373148	(000000-) Kit, High Air Flow To Std, Pan	1
	▲Ñ	373129	(000000-) Kit, Replmt Vacuum Chamber	1
	▲▲	1 373126	(000000-) Chamber, Vacuum	1
	▲▲	2 80096	(000000-) Seal, Chamber	1
	▲▲	3 373125	(000000-) Seal, Vac Wand	1
	▲▲	4 373124	(000000-) Nozzle, Wand 1.8	1
	▲	5 80464	(000000-) Hose, Flex	1
	▲	6 80392	(000000-) Gasket, Cuff	2
	▲	7 80354	(000000-) Wand, Vacuum	1
	▲	8 80299	(000000-) Coupling, Vac-Wand	1
	▲	9 373145	(000000-) Cover, Hole	1
	▲	10 20394	(000000-) Screw, Hex, #10	3
	▲	11 80270	(000000-) Cuff, Flex	1
	▲	12 80050	(000000-) Tube, Hose	1

Fig. 6 - High Flow To Standard Bag Kit

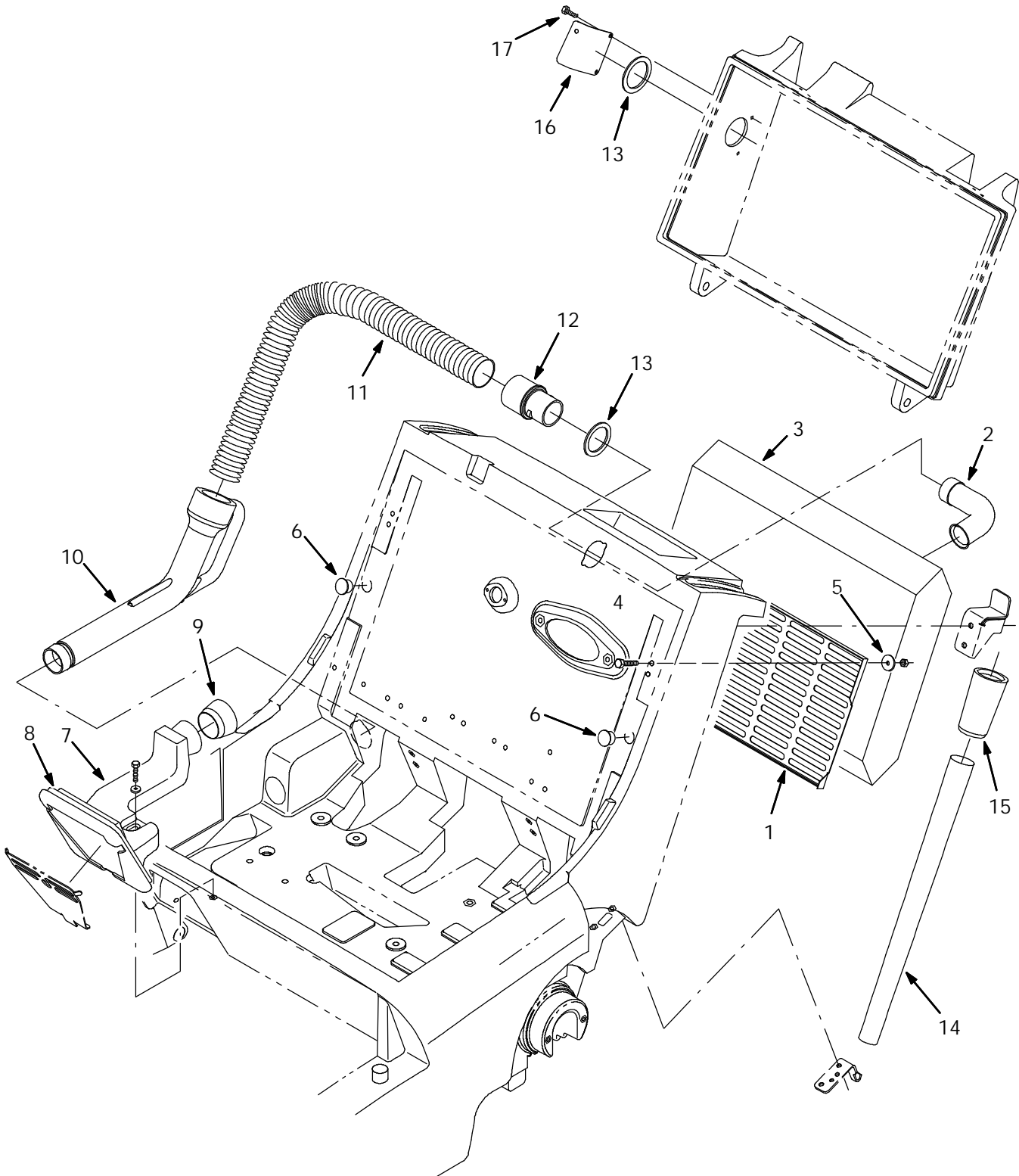


Fig. 6 - High Flow To Standard Bag Kit

	Ref.	Tennant Part No.	Machine Serial Number	Description	Qty.
Ñ		373152	(000000-) Kit, Hi-Flow To Std, Bag	1
▲	1	80103	(000000-) Screen, Vacuum Bag	1
▲	2	80433	(000000-) Tube, Vacuum	1
▲	3	80432	(000000-) Bag, Vacuum, Disposable 10Pk	1
▲	4	09258	(000000-) Screw, Pan, M06-1.0 X 40, 4.8	2
▲	5	41178	(000000-) Washer, Flat, .25 Fender	2
▲	6	80288	(000000-) Plug Button	2
▲Ñ		373129	(000000-) Kit, Replmt Vacuum Chamber	1
▲▲	7	373126	(000000-) Chamber, Vacuum	1
▲▲	8	80096	(000000-) Seal, Chamber	1
▲▲	9	373125	(000000-) Seal, Vac Wand	1
▲▲	10	373124	(000000-) Nozzle, Wand 1.8	1
▲	11	80464	(000000-) Hose, Flex	1
▲	12	80270	(000000-) Cuff, Flex	1
▲	13	80392	(000000-) Gasket, Cuff	2
▲	14	80354	(000000-) Wand, Vacuum	1
▲	15	80299	(000000-) Coupling, Vac-Wand	1
▲	16	373145	(000000-) Cover, Hole	1
▲	17	20394	(000000-) Screw, Hex, #10	3

Fig. 7 - Standard To High Air Flow Kit

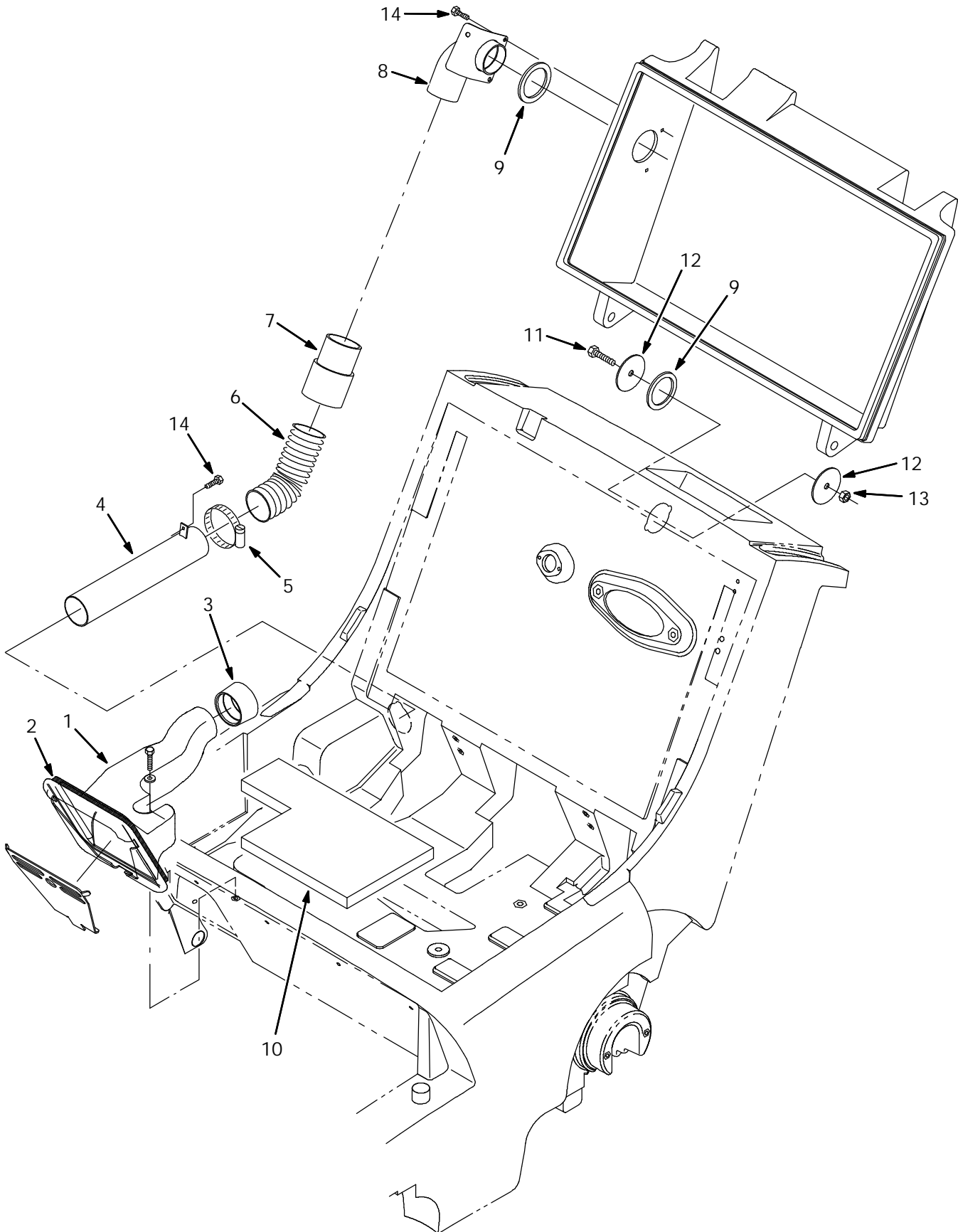


Fig. 7 - Standard To High Air Flow Kit

	Ref.	Tennant Part No.	Machine Serial Number	Description	Qty.
Ñ		373121	(000000-) Kit, High Vac System Airflow	1
▲	1	373115	(000000-) Housing, Vacuum Hi Flow	1
▲	2	80096	(000000-) Seal, Chamber	1
▲	3	373116	(000000-) Seal, Tube, Vacuum	1
▲	4	373123	(000000-) Tube, Vacuum	1
▲	5	22297	(000000-) Clamp, Wormdrive	1
▲	6	373118	(000000-) Hose, Flex	1
▲	7	83285	(000000-) Cuff, Hose	1
▲	8	373113	(000000-) Coupling, Hose, Elbow	1
▲	9	80392	(000000-) Gasket, Cuff	2
▲	10	373119	(000000-) Spacer, Battery	1
▲	11	76570	(000000-) Screw, Hex, M08-1.25 X 30, 8.8	1
▲	12	32492	(000000-) Washer, Flat, .38 Hard	2
▲	13	08709	(000000-) Nut, Hex, Lock, M08-1.25	1
▲	14	20394	(000000-) Screw, Hex, #10	3

Fig. 8 - High Flow Vacuum Wand Kit

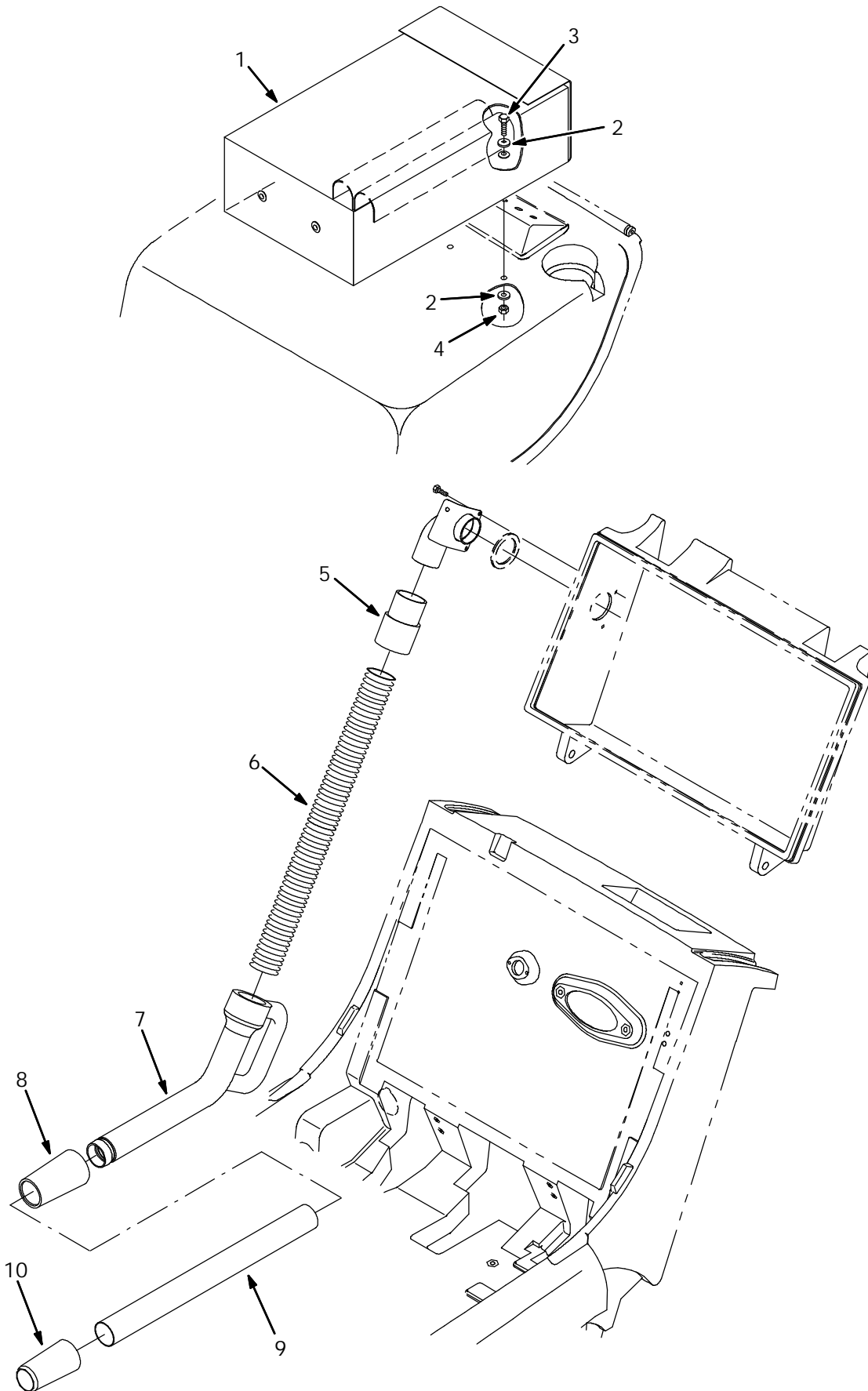


Fig. 8 - High Flow Vacuum Wand Kit

Ref.	Tennant Part No.	Machine Serial Number	Description	Qty.
	373137	(000000-) Kit, Vac Wand F/Hi Air Flow	1
1	65580	(000000-) Bag, Power	1
2	32492	(000000-) Washer, Flat, .38 Hard	4
3	39277	(000000-) Screw, Hex, M08-1.25 X 25, 8.8	2
4	08709	(000000-) Nut, Hex, Lock, M08-1.25	2
5	83285	(000000-) Cuff, Hose	1
6	83289	(000000-) Hose, Flex	1
7	83286	(000000-) Nozzle, Vac Wand	1
8	83287	(000000-) Coupling, Vac Wand	1
9	379204	(000000-) Tube, Vac Wand	1
10	80299	(000000-) Coupling, Vac-Wand	1

Fig. 9 - Vacuum Wand Extend Kit

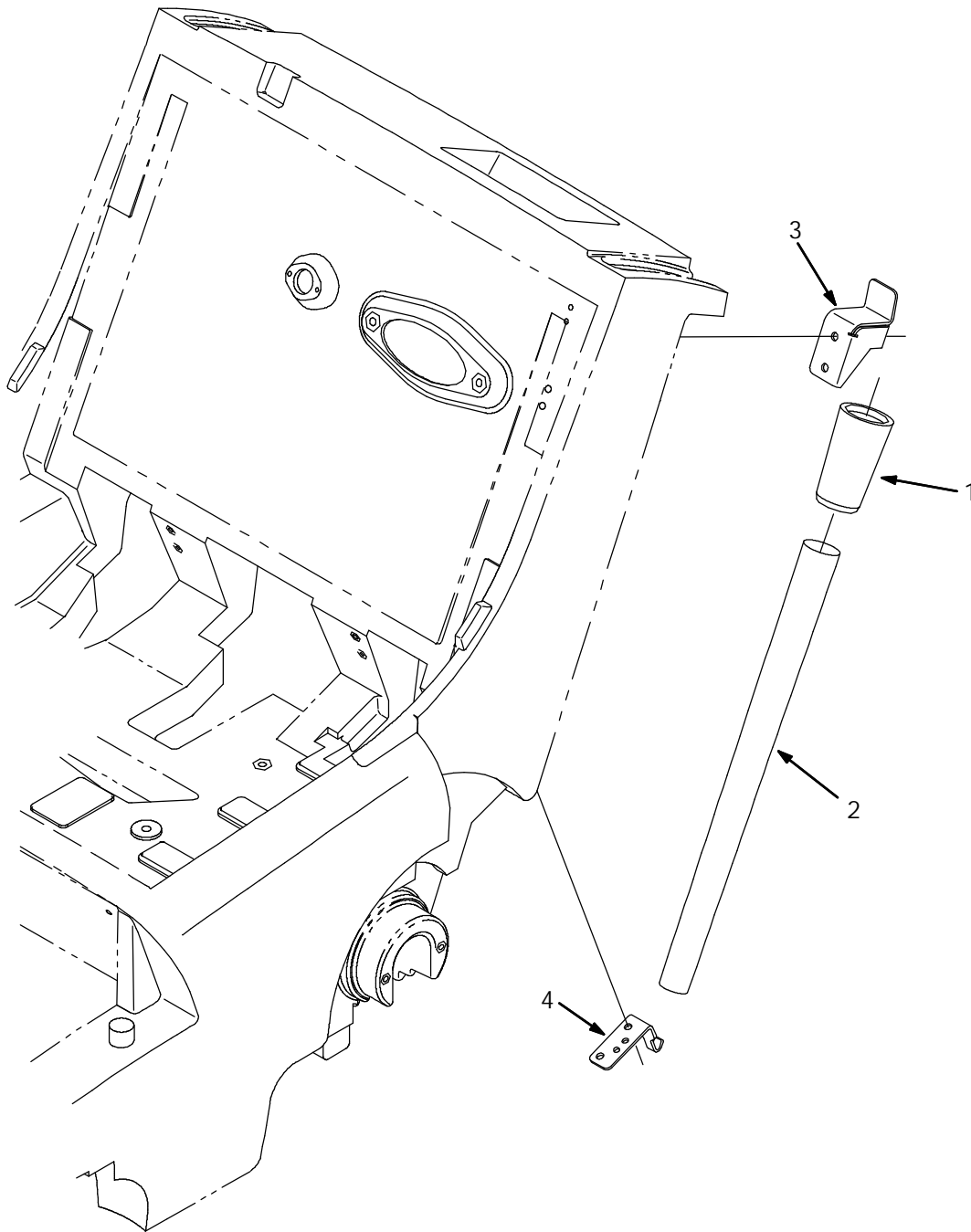


Fig. 9 - Vacuum Wand Extend Kit

	Ref.	Tennant Part No.	Machine Serial Number	Description	Qty.
Ñ		373106	(000000-) Kit, Vacuum Wand, Extend 6080	1
▲	1	80299	(000000-) Coupling, Vac-Wand	1
▲	2	80354	(000000-) Wand, Vacuum	1
▲	3	80106	(000000-) Bracket, Handle, Stop	1
▲	4	80113	(000000-) Plate, Cable, Mount	1

Fig. 10 - Wide Track Wheels Kit

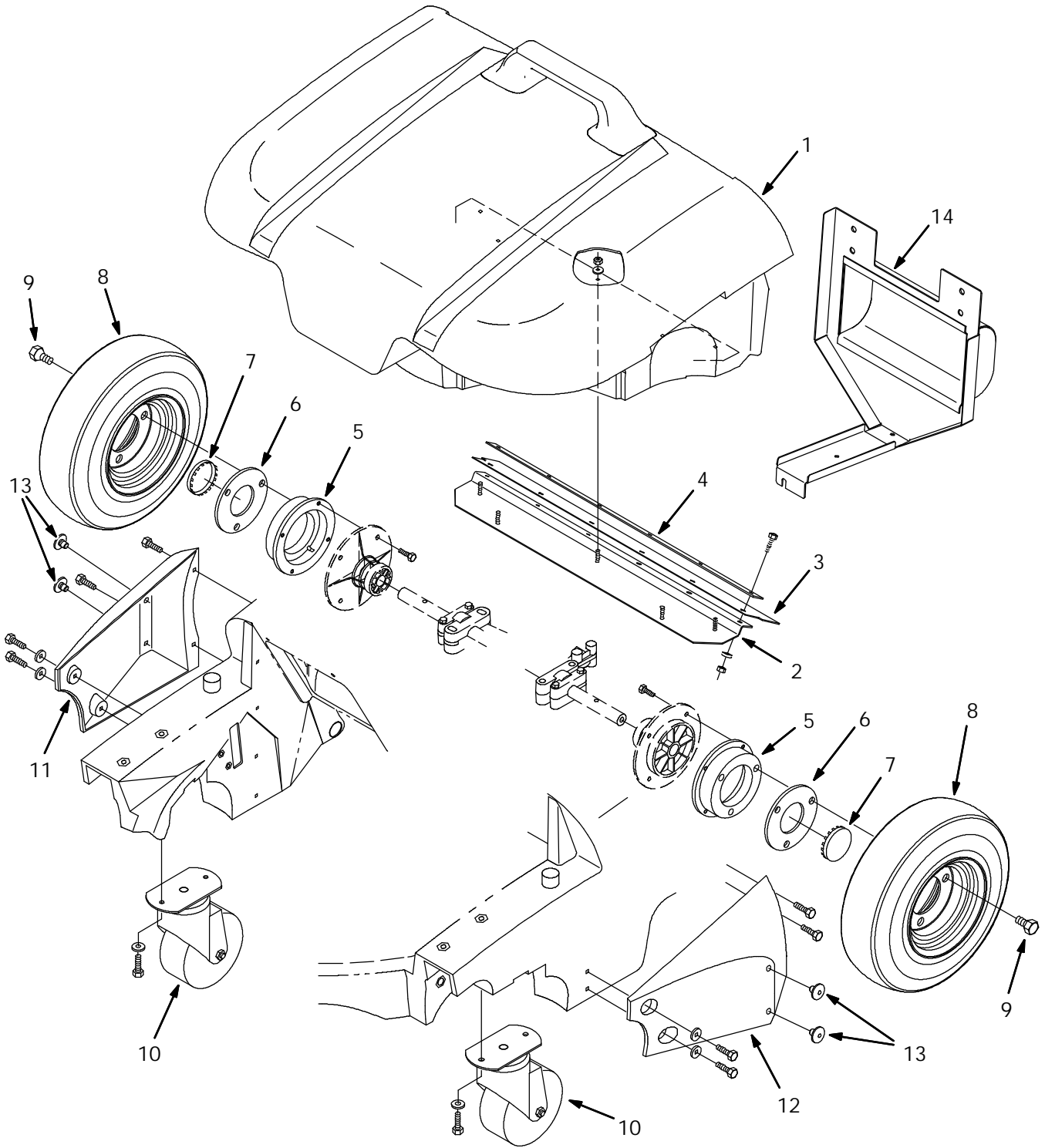


Fig. 10 - Wide Track Wheels Kit

	Ref.	Tennant Part No.	Machine Serial Number	Description	Qty.
Ñ		80252	(000000-) Kit, Wheels, Wide Track 6080	1
▲	1	80294	(000000-) Hopper, Wide Track	1
▲	2	80220	(000000-) Plate, Wear	1
▲	3	80140	(000000-003605) Skirt, Hopper	1
▲	3	373142	(003606-) Skirt, Hopper	1
▲	4	80230	(000000-) Retainer, Lip	1
▲	5	80211	(000000-) Adaptor, Wheel	2
▲	6	80306	(000000-) Plate, Hub-Cap	2
▲	7	47178-6	(000000-) Plugbtn 2.00H .04-.19 Chromstl	2
▲	8	78572	(000000-) Tire & Rim Assy, Black Pneumat	2
▲	9	80276	(000000-) Bolt, Lug,	6
▲	10	80161	(000000-) Caster, 5.0 Dia Wheel	2
▲	11	80216	(000000-) Guard, Wheel , Right	1
▲	12	378803	(000000-) Guard, Wheel, Left	1
▲	13	80300	(000000-) Button, Plug	4
▲	14	379229	(000000-) Plate, Backstop	1

Fig. 11 - Battery Kit, 130AH, Wet

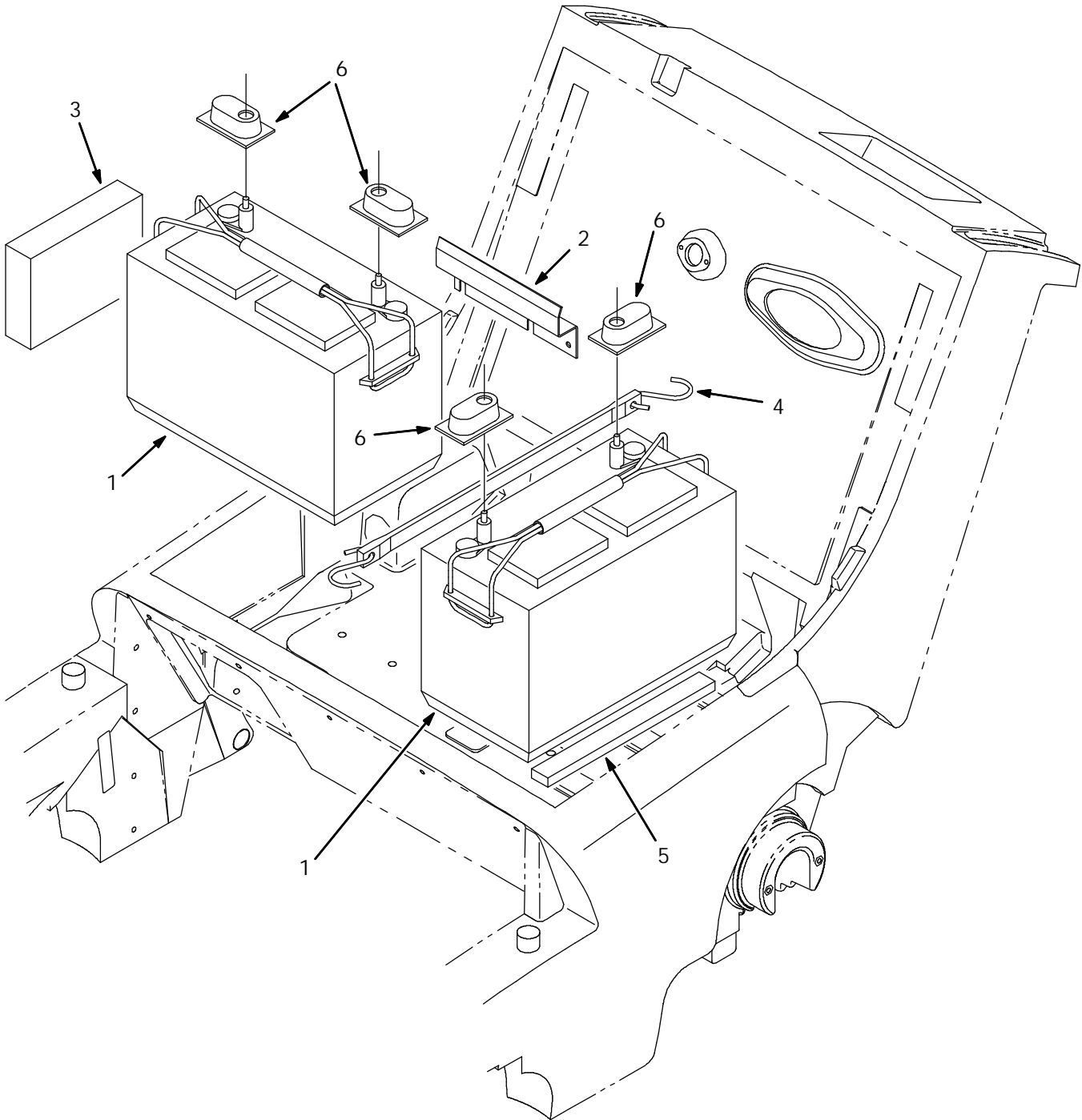


Fig. 11 - Battery Kit, 130AH, Wet

	Ref.	Tennant Part No.	Machine Serial Number	Description	Qty.
Ñ		80232	(000000-) Battery Kit 30Xhs, Wet	1
▲	1	80063	(000000-) Battery, 30Xhs, Wet	2
▲	2	379205	(000000-) Bracket, Battery	1
▲	3	80134	(000000-) Spacer, Battery	1
▲	4	33671	(000000-) Strap,Rubber Tie-Down	1
▲	5	13294	(000000-) Seal, Rbr, .50 X 1.00 X 10.5	1
▲	6	45962	(000000-) Cover, Terminal,Poly	4

Fig. 12 - Battery Kit, 130AH, Dry (International Only)

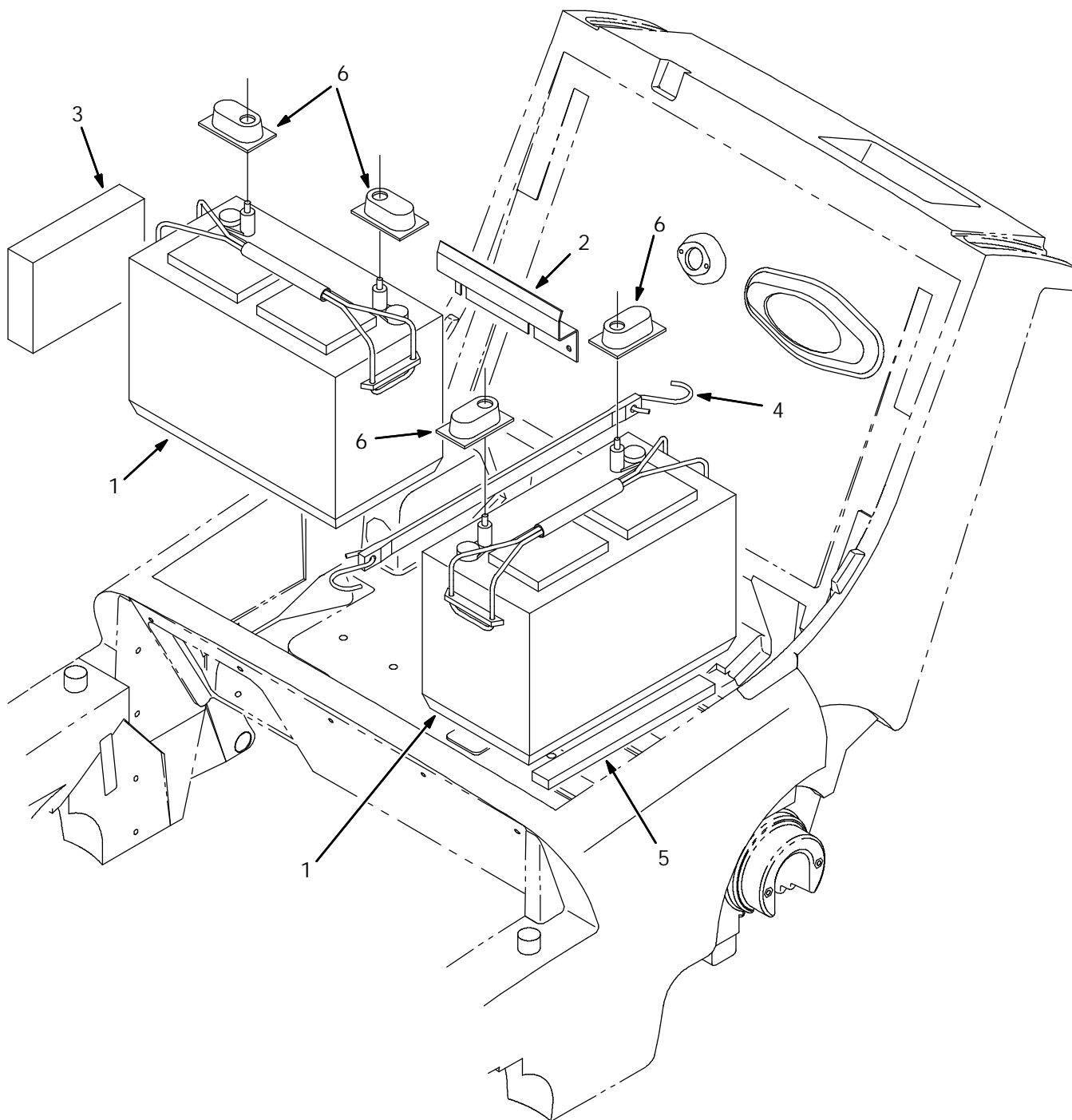
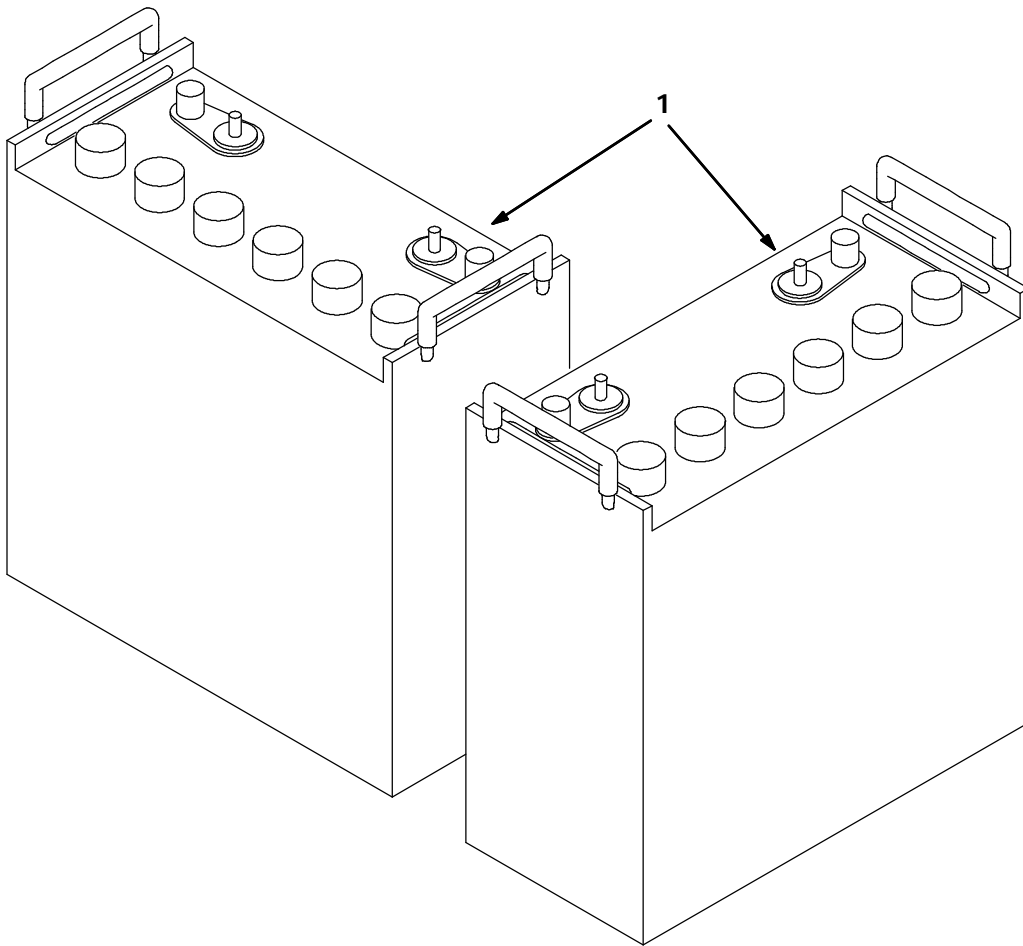


Fig. 12 - Battery Kit, 130AH, Dry (International Only)

	Ref.	Tennant Part No.	Machine Serial Number	Description	Qty.
Ñ		80233	(000000-) Battery Kit 12V, 130Ah Dry	1
▲	1	80998	(000000-) Battery, 12V, 130Ah Dry	2
▲	2	379205	(000000-) Bracket, Battery	1
▲	3	80134	(000000-) Spacer, Battery	1
▲	4	33671	(000000-) Strap,Rubber Tie-Down	1
▲	5	13294	(000000-) Seal, Rbr, .50 X 1.00 X 10.5	1
▲	6	45962	(000000-) Cover, Terminal,Poly	4

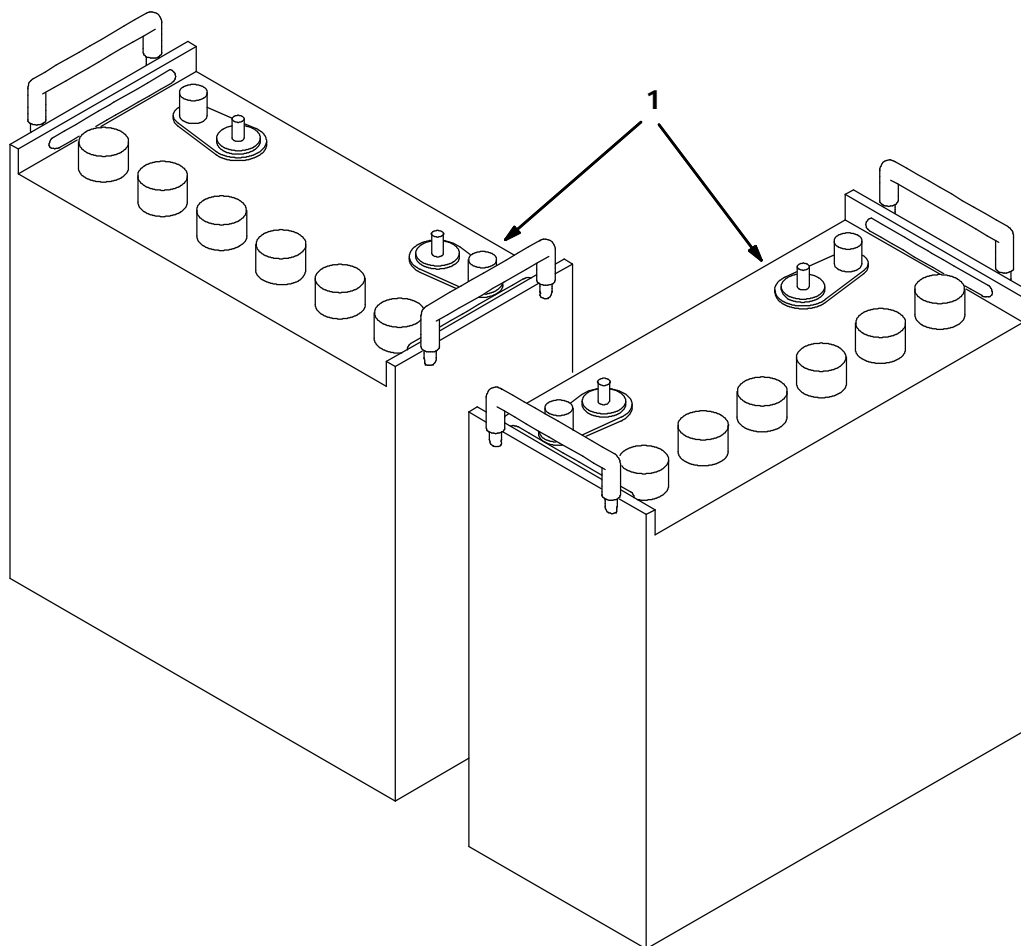
Fig. 13 - Battery Kit, 215AH, Wet



350899 - E

	Ref.	Tennant Part No.	Machine Serial Number	Description	Qty.
Ñ		80234	(000000-) Battery Kit12V, 215Ah Wet	1
▲	1	80031	(000000-) Battery, 12V, 215Ah Wet	2

Fig. 14 - Battery Kit, 215AH, Dry (International Only)

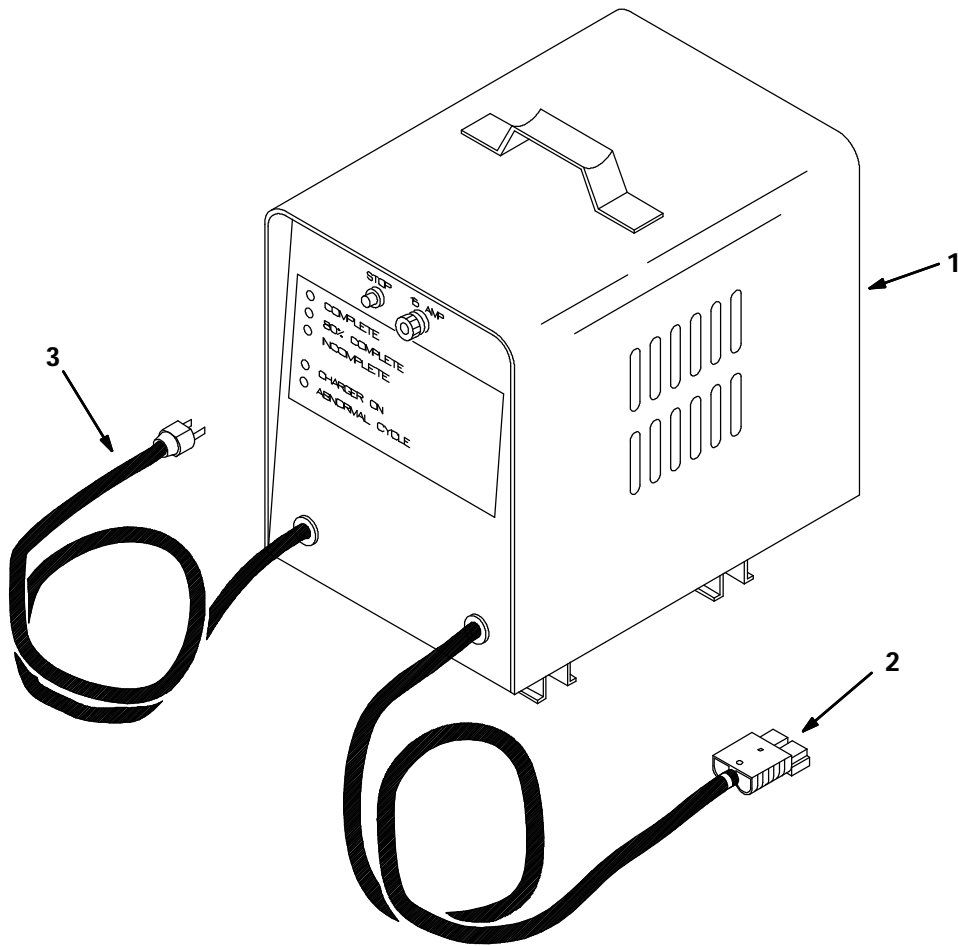


350899 - E

	Ref.	Tennant Part No.	Machine Serial Number	Description	Qty.
Ñ		80236	(000000-) Battery Kit12V, 215Ah Dry	1
▲	1	80087	(000000-) Battery, 12V, 215Ah Dry	2

OPTIONS

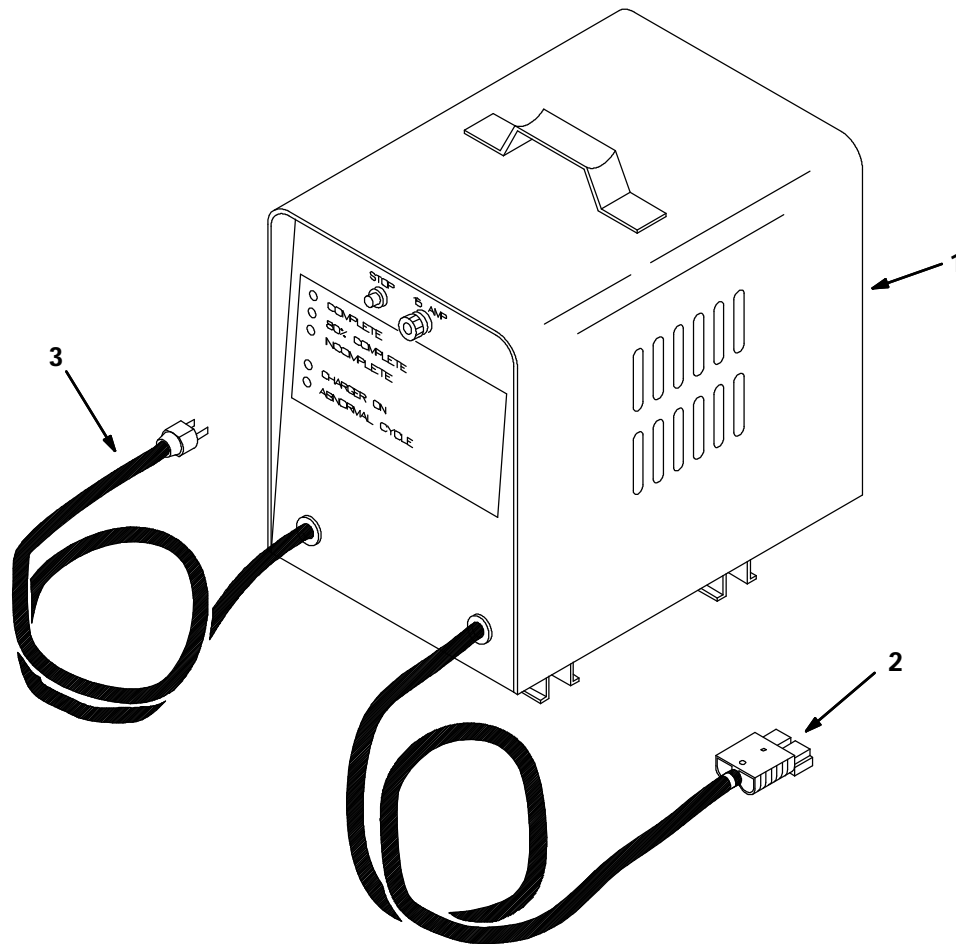
Fig. 15 - Battery Charger Group, 24V/15A (130Ah batteries), 80121



08080 - E

	Ref.	Tennant Part No.	Machine Serial Number	Description	Qty.
Ñ	1	80121	(000000-)	Charger, 24V/15A 120/240VAC	1
▲	2	49548	(000000-)	Connector, Andersen 50AMP, Red	1
▲	3	80176	(000000-)	AC Cord Assy	1
▲		80170	(000000-)	Circuit Breaker 5A	1
▲		65954	(000000-)	Circuit Breaker	1
▲		80171	(000000-)	Control Board	1
▲		374022	(000000-)	Rectifier, SCR 20A	1
▲		374023	(000000-)	Switch, Stop, Red	1
▲		80175	(000000-)	Switch, Voltage	1
▲		378801	(000000-)	Andersen Clamp	1

Fig. 16 - Battery Charger Group, 24V/20A (215Ah batteries), 80989



08080 - E

	Ref.	Tennant Part No.	Machine Serial Number	Description	Qty.
Ñ	1	80989	(000000-) Charger, 24V/20A 120/240VAC	1
▲	2	49548	(000000-) Connector, Andersen 50AMP, Red	1
▲	3	80176	(000000-) AC Cord Assy	1
▲		80177	(000000-) Circuit Breaker 7A	1
▲		65954	(000000-) Circuit Breaker	1
▲		80178	(000000-) Control Board	1
▲		374022	(000000-) Rectifier, SCR 20A	1
▲		374023	(000000-) Switch, Stop, Red	1
▲		80175	(000000-) Switch, Voltage	1
▲		378801	(000000-) Andersen Clamp	1

Fig. 17 - Hinge Repair Kit

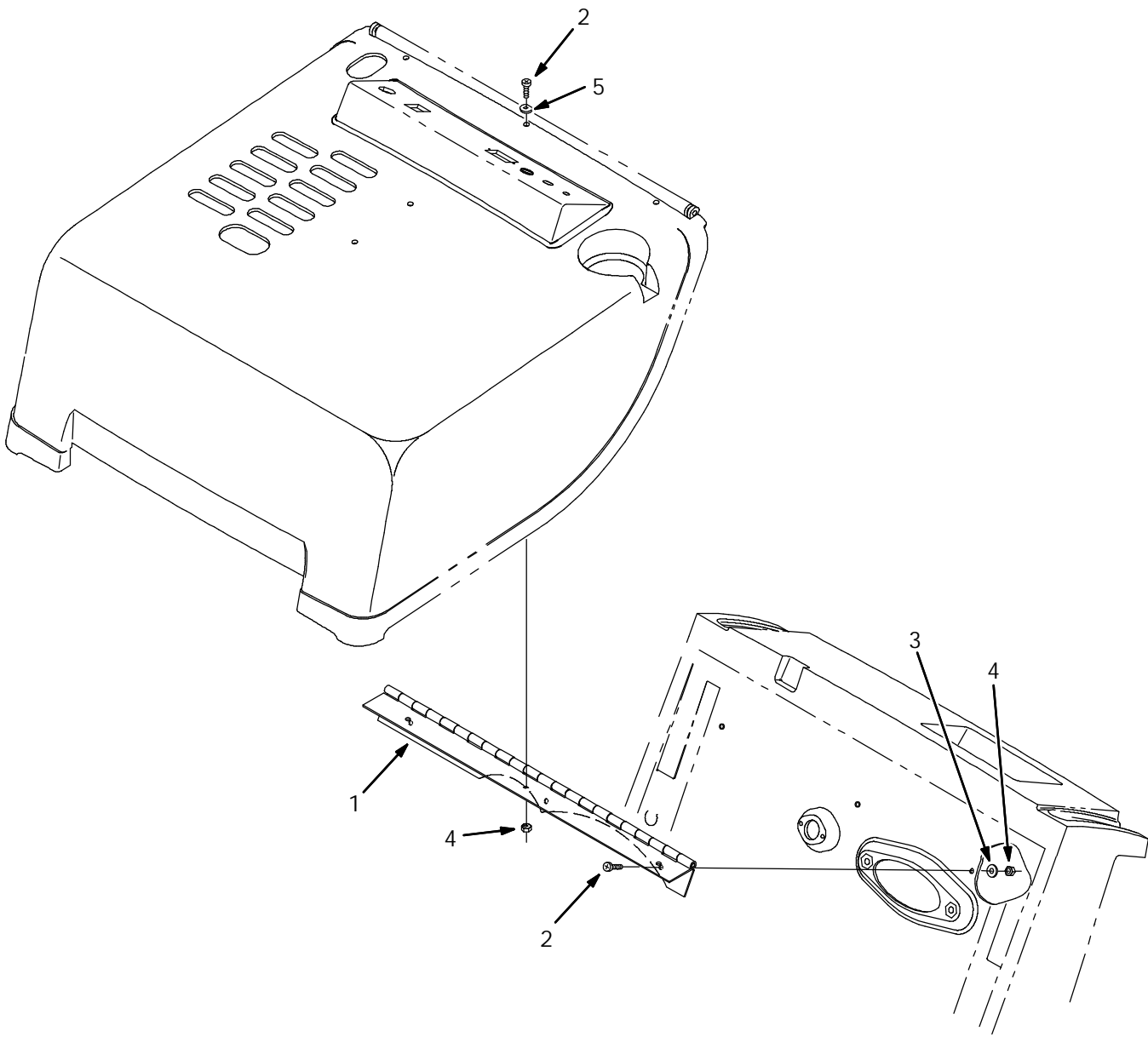
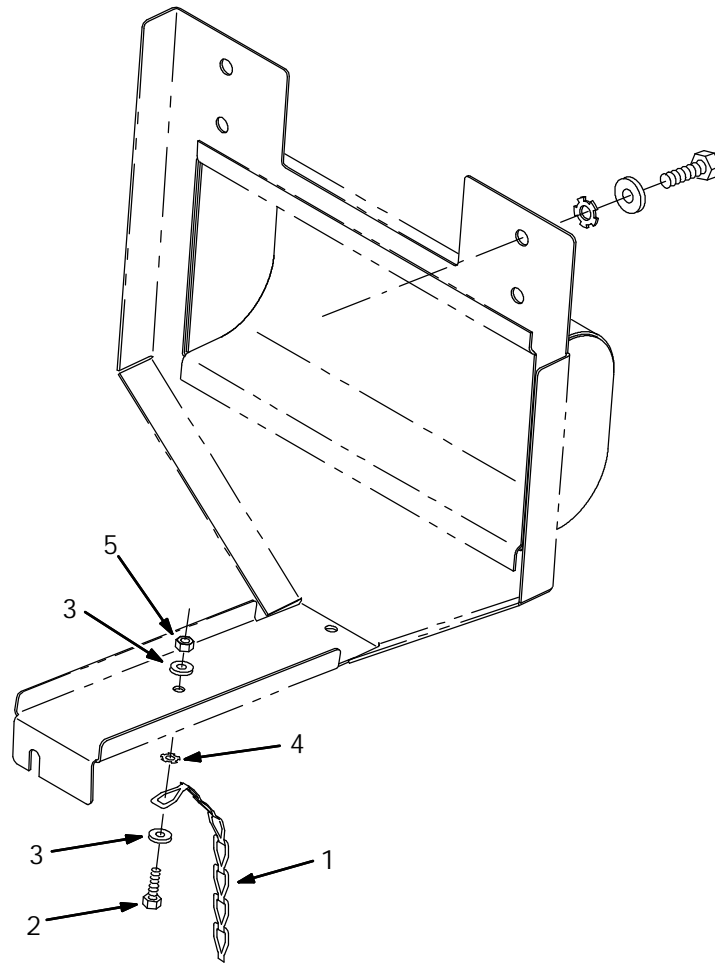


Fig. 17 - Hinge Repair Kit

	Ref.	Tennant Part No.	Machine Serial Number	Description	Qty.
Ñ		379220	(000000-) Kit, Hinge Repair	1
▲	1	379221	(000000-) Hinge, Cover, 6080	1
▲	2	363503	(000000-) Screw, Pan, M06-1.0 X 12, Ss	6
▲	3	32483	(000000-) Washer, Flat, .25 Sae	3
▲	4	08708	(000000-) Nut, Hex, Lock, M06	6
▲	5	379219	(000000-) Washer, Flat, Rework	3

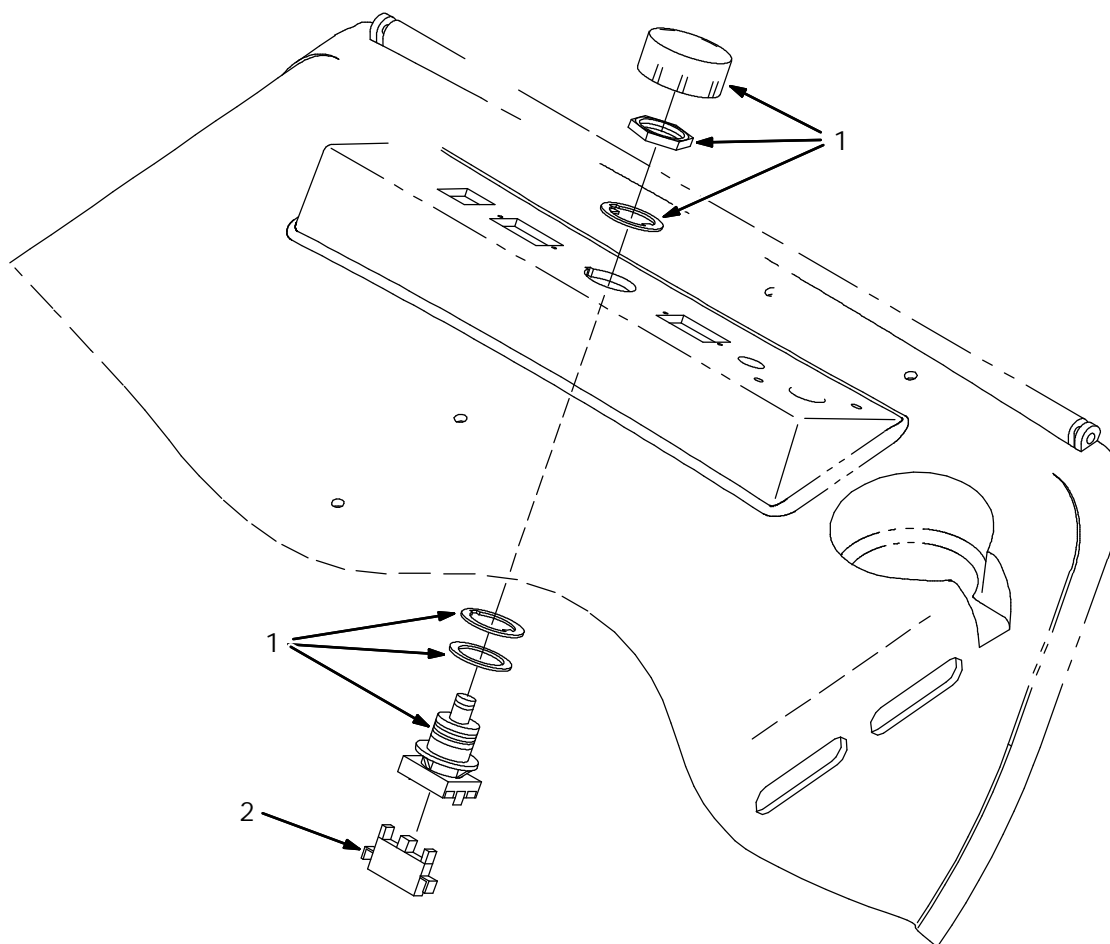
Fig. 18 - Steel Static Chain Kit



350936 - ALL

Ref.	Tennant Part No.	Machine Serial Number	Description	Qty.
Ñ	379007	(000000-)	Kit, Chain, Static, Steel, 608	1
▲	1 46307	(000000-)	Chain, Link	1
▲	2 06943	(000000-)	Screw, Hex, M06-1.0 X 20, 8.8	1
▲	3 32490	(000000-)	Washer, Flat, .25 Hard	2
▲	4 41141	(000000-)	Washer, Lock, Int-Ext, .31	1
▲	5 08708	(000000-)	Nut, Hex, Lock, M06	1

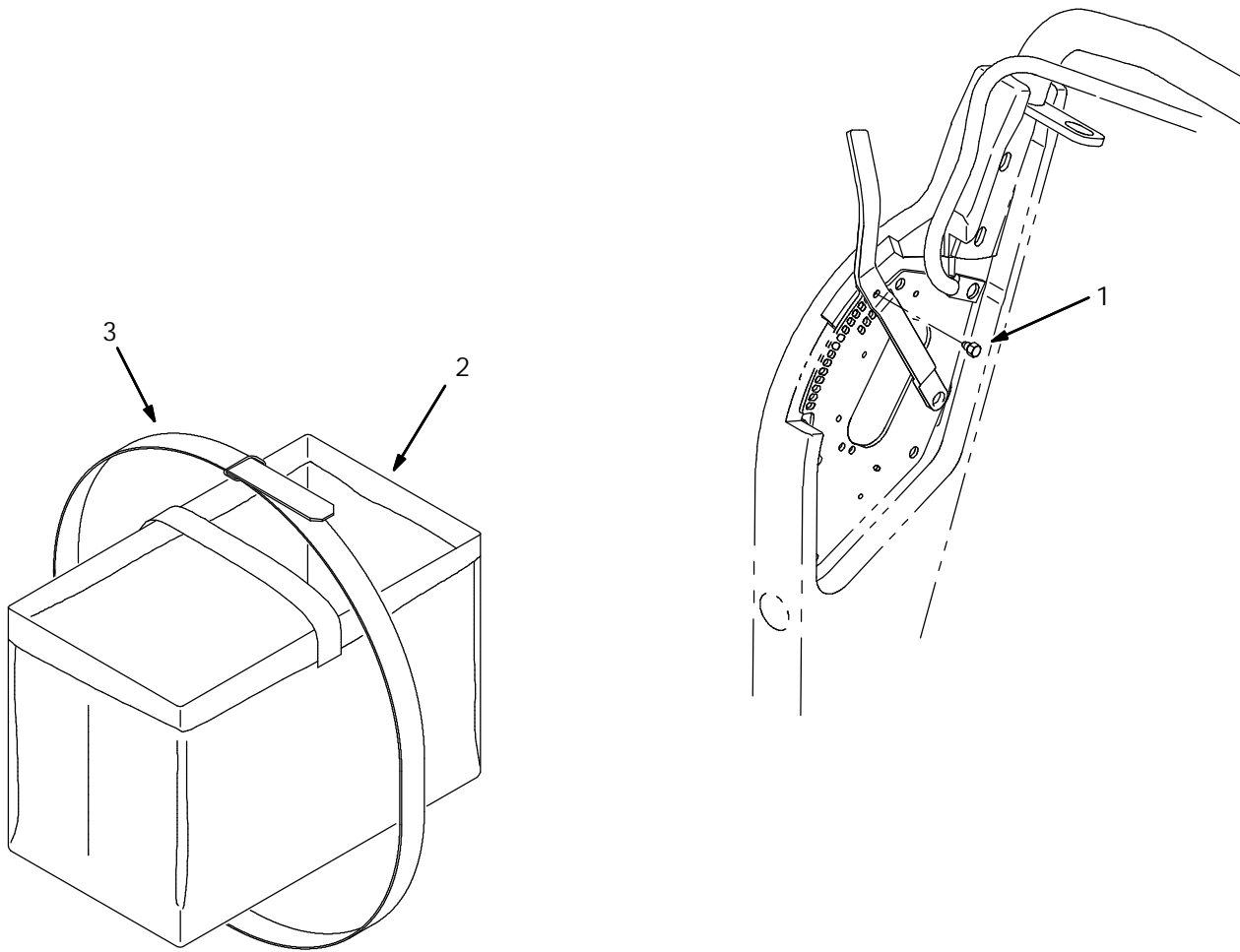
Fig. 19 - Battery Cutout Button Kit



350918 - E

	Ref.	Tennant Part No.	Machine Serial Number	Description	Qty.
Ñ		222664	(000000-)	Battery Cutout Button Kit	1
▲	1	78553	(000000-)	Switch, Pushbutton	1
▲	2	65665	(000000-)	Contact, Switch	1

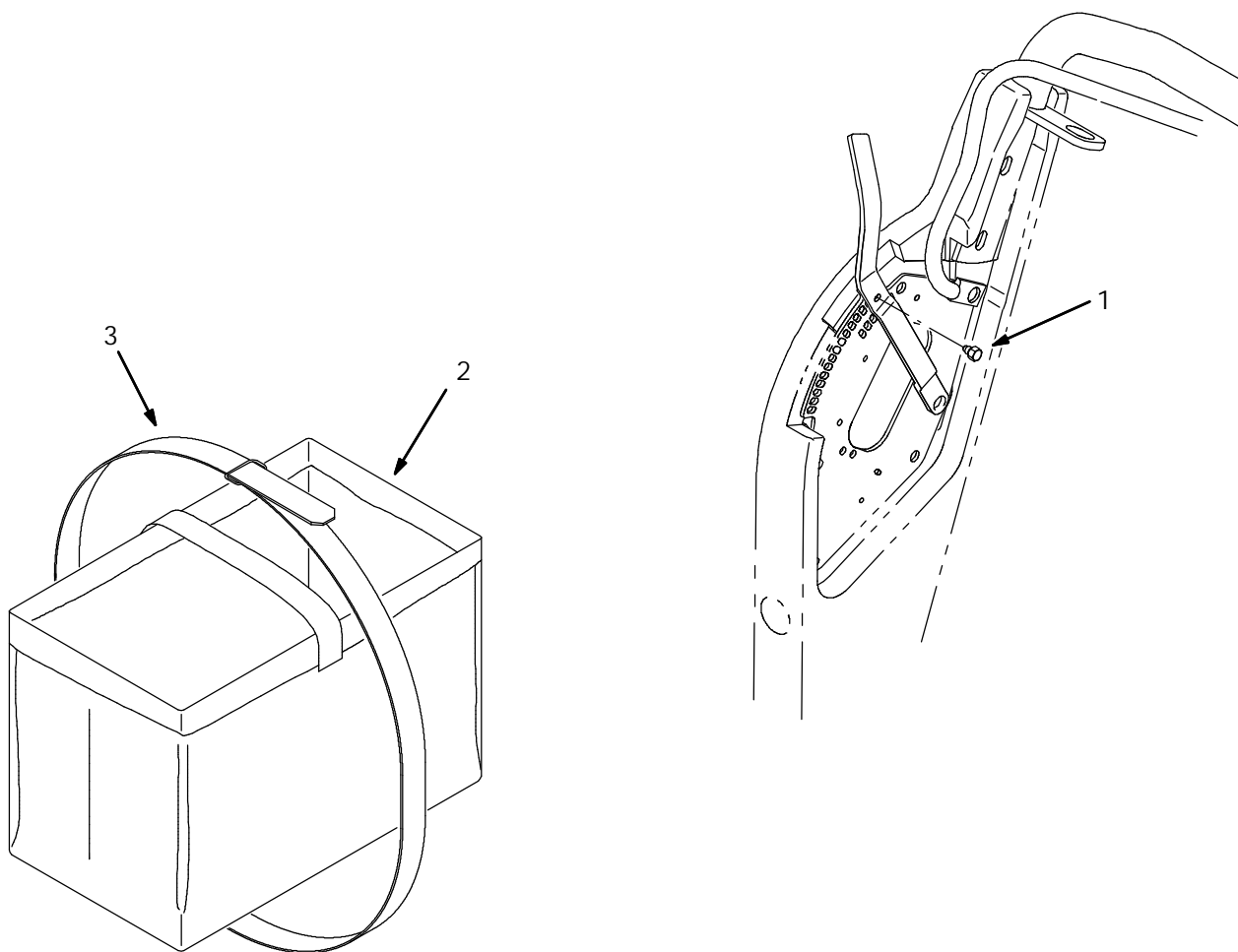
Fig. 20 - Carpet Sweeping Group, 130Amp hr



350923 - E

Ref.	Tennant Part No.	Machine Serial Number	Description	Qty.
1	80972	(000000-) Screw, 250-20 Spl	1
2	80120	(000000-) Bag, Battery, 130Amp Hr	2
3	378764	(000000-) Strap	1

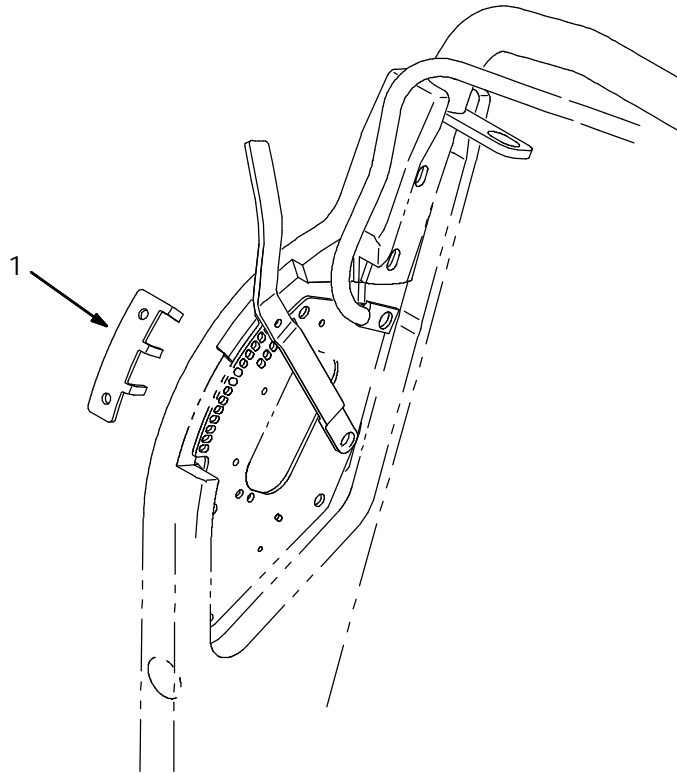
Fig. 21 - Carpet Sweeping Group, 215Amp hr



350923 - E

Ref.	Tennant Part No.	Machine Serial Number	Description	Qty.
1	80972	(000000-) Screw, 250-20 Spl	1
2	80122	(000000-) Bag, Battery, 215Amp Hr	2
3	378764	(000000-) Strap	1

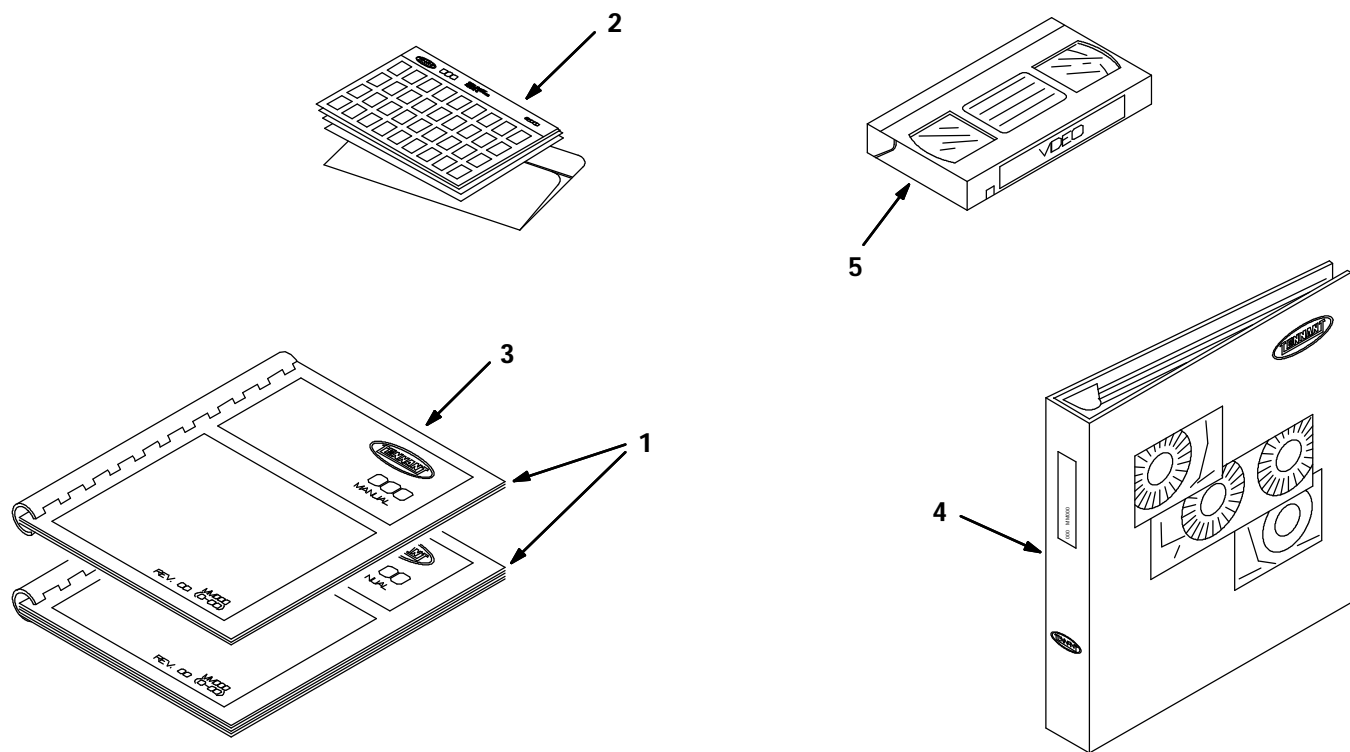
Fig. 22 - Main Brush Downpressure Kit



351287 - ALL

	Ref.	Tennant Part No.	Machine Serial Number	Description	Qty.
Ñ		378768	(000000-) Main Brush Downpressure Kit	1
▲	1	378765	(000000-) Limiter, Travel, Brush	1

Fig. 23 - Documentation Group



07501 - E

Ref.	Tenant Part No.	Machine Serial Number	Description	Qty.
1	330020	(000000-)	Manual Pkg 6080E	1
2	330021	(000000-)	Manual Fiche Pkg 6080E En	1
3	330022	(000000-)	Manual Opmt 6080E Es	1
3	330023	(000000-)	Manual Opmt 6080E Fr	1
3	330024	(000000-)	Manual Opmt 6080E Jp	1
4	330025	(000000-)	Manual Service 6080 E	1
5	80149	(000000-)	Video, Operator, 6080	1

SECTION 4

CONTENTS	PAGE
Fig. 1 - Transaxle Breakdown, 80476	4-2

Fig. 1 - Transaxle Breakdown, 80476

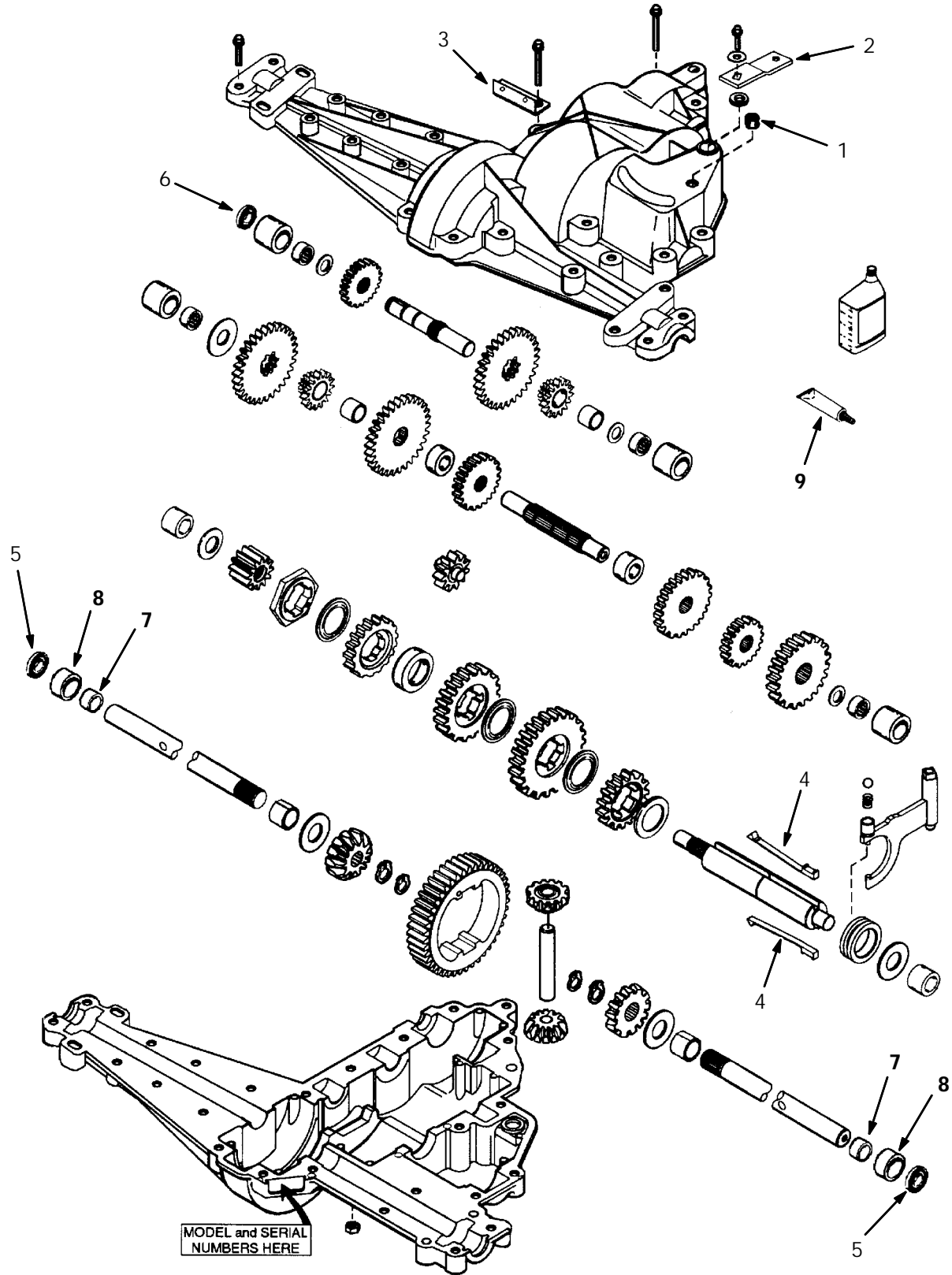


Fig. 1 - Transaxle Breakdown, 80476

	Ref.	Tenant Part No.	Manufacturer Serial Number	Description	Qty.
Ñ		80476	(000000-) Kit, Transaxle Assy	1
▲	1	80471	(000000-) Fitting, Relief 1/8	1
▲	2	80417	(000000-) Lever, Shift	1
▲	3	80499	(000000-) Bracket, Return Spring	1
▲Ñ		80472	(000000-) Kit, Transaxle Repair	1
▲▲	4	80473	(000000-) Key, Shifter Te	2
▲▲	5	80474	(000000-) Seal, Axle Te	2
▲▲	6	80475	(000000-) Seal, Shaft, Input Te	1
▲▲	7	80352	(000000-) Bearing, Axle	2
▲▲	8	80353	(000000-) Sleeve, Bearing	2
▲▲	9	08317	(000000-) Sealant,Silastic Rtv732-3 Oz.	1

SECTION 5

CONTENTS	PAGE
PART NUMBER TO PAGE NUMBER CROSS REFERENCE LIST	5-2
PART DESCRIPTION TO PAGE NUMBER CROSS REFERENCE LIST	5-6

CROSS REFERENCE

PART NUMBER TO PAGE NUMBER CROSS REFERENCE LIST

Part Number	Page Number	Part Number	Page Number
00500-4	2-7, 2-15	33373	2-7
00911	2-9	33671	3-23, 3-25
00915	2-25	360930	2-19, 3-7
00960	2-15	363503	3-31
01104	2-15	36376	2-21, 2-23
01713	2-7, 2-9, 2-21, 2-23	373105	2-7
01739	2-2, 2-25	373106	3-19
01740	2-2, 2-25	373113	2-17, 3-15
02076	2-27, 2-30	373115	2-17, 3-15
02424	2-27	373116	2-17, 3-15
02712	2-27	373118	2-17, 3-15
02942	2-11, 3-5	373119	3-15
04400	2-5	373121	3-15
06941	2-25	373123	2-17, 3-15
06942	2-17	373124	3-11, 3-13
06943	3-32	373125	3-11, 3-13
08317	4-3	373126	3-11, 3-13
08708	3-31, 3-32	373129	3-11, 3-13
08709	2-17, 3-15, 3-17	373137	3-17
08713	3-3	373139	2-25
08793	2-17	373140	2-9
08823	2-36	373141	2-5
09162	2-25	373142	2-2, 2-13, 3-21
09258	3-13	373145	3-11, 3-13
09385	2-15	373147	2-17
09806	2-36	373148	3-11
11329	2-9	373152	3-13
11516	2-11, 3-5	374022	3-28, 3-29
12273	2-15	374023	3-28, 3-29
13294	3-23, 3-25	378763	3-5
15740	2-29	378764	3-34, 3-35
16934	2-15	378765	3-36
18276	2-7	378768	3-36
20394	2-5, 2-17, 3-11, 3-13, 3-15	378769	2-25
20634	2-19, 3-7	378770	2-5
222267	2-29, 2-31	378776	2-7
222290	2-31	378801	3-28, 3-29
222403	2-2, 3-3	378802	2-3
222460	2-9	378803	3-21
222664	3-33	378804	2-3
222692	2-7	378805	2-9
222726	2-29	378806	2-5
222842	2-7	378807	2-5
22297	2-17, 3-15	378809	2-5
23709	2-17, 2-19, 3-7	378810	2-5
27880	2-9, 2-21	378811	2-2, 2-5
29557	3-3	378812	2-2, 2-5
30013	2-27	379007	3-32
31988	2-31	379202	2-9
32483	3-31	379203	2-15
32490	2-17, 3-32	379204	3-17
32492	2-17, 3-15, 3-17	379205	3-23, 3-25
32891	2-31	379206	3-5
330020	3-37	379207	2-11
330021	3-37	379210	2-21
330022	3-37	379211	2-21
330023	3-37	379214	2-2, 2-5
330024	3-37	379215	2-11
330025	3-37	379216	2-11

CROSS REFERENCE

Part Number	Page Number	Part Number	Page Number
379218	2-19, 3-7	80045	2-11
379219	3-31	80047	2-9
379220	3-31	80048	2-9
379221	3-31	80050	3-7, 3-11
379226	2-17	80052	2-17
379227	2-17	80053	2-9
379229	3-21	80058	2-3
39277	3-17	80061	2-5
41139	2-7	80063	3-23
41141	3-32	80064	2-17
41178	2-5, 2-25, 3-13	80065	2-25
43363	2-25	80073	2-25
44847	2-21	80075	2-9
44893	2-19, 3-7	80079	2-9, 2-25
45962	3-23, 3-25	80081	2-13
46307	3-32	80087	3-27
46820	2-15	80088	2-15
47178-6	3-21	80096	2-2, 2-17, 3-11, 3-13, 3-15
49162	2-27	80102	2-5
49266	2-21	80103	3-9, 3-13
49309	2-27, 3-7	80104	2-15
49443	2-30	80105	2-5
49548	2-30, 3-28, 3-29	80106	2-5, 3-19
54121	2-19	80107	2-19, 3-7
54615	2-27	80110	2-7
55130	2-19, 3-7	80112	2-36
57751	2-31	80113	2-7, 3-19
57803	2-31	80117	2-2, 2-25
57804	2-19	80120	3-34
63735	2-30	80121	3-28
65580	3-17	80122	3-35
65665	3-33	80125	2-2, 3-5
65954	3-28, 3-29	80126	2-11
67767	2-15	80127	2-11, 3-5
69915	2-15	80134	3-23, 3-25
72968	2-5	80136	2-15
72970	2-2, 2-13	80140	2-13, 3-21
75575	2-25	80141	2-2, 2-13
75934	2-25	80147	2-25
763066	2-5	80148	2-7
76570	2-17, 3-15	80149	3-37
76782	2-11	80152	2-2, 2-25
76888	2-31	80155	2-11
77399	2-29	80158	2-7
78553	3-33	80159	2-9
78572	3-21	80160	2-9
80010	2-11	80161	3-21
80011	2-17	80170	3-28
80014	2-5	80171	3-28
80016	2-11	80175	3-28, 3-29
80017	2-17	80176	3-28, 3-29
80021	2-17	80177	3-29
80026	2-5	80178	3-29
80028	2-5	80180	2-5
80029	2-15	80181	2-31
80031	3-26	80182	2-5
80033	2-19, 3-7	80184	2-23
80037	2-5	80186	2-2, 2-5
80039	2-27	80188	2-2, 2-19, 3-7
80042	2-3, 3-5	80190	2-21

CROSS REFERENCE

Part Number	Page Number	Part Number	Page Number
80192	2-23	80357	2-25
80195	2-27	80365	2-21
80196	2-29	80366	2-17
80201	3-5	80368	2-17
80203	2-11	80371	2-9
80211	3-21	80372	2-21
80216	3-21	80373	2-2, 2-17
80218	2-17	80379	2-9
80220	3-21	80384	2-9
80229	2-35	80387	2-9
80230	3-21	80392	2-2, 2-17, 3-11, 3-13, 3-15
80232	3-23	80395	2-9
80233	3-25	80405	2-25
80234	3-26	80406	2-25
80236	3-27	80407	2-25
80242	2-25	80408	2-25
80243	3-7	80409	2-25
80245	2-29	80411	2-21
80247	2-29	80412	2-21
80248	2-29	80414	2-21
80249	3-3	80415	2-7
80252	3-21	80417	4-3
80260	2-2, 2-15	80422	2-5
80266	2-13	80424	2-9
80269	2-2	80425	2-7, 2-21, 2-23
80270	3-11, 3-13	80428	2-23
80273	2-29	80429	2-7, 2-21
80275	2-25	80430	2-5
80276	3-21	80432	2-2, 3-9, 3-13
80277	2-31	80433	3-9, 3-13
80287	2-29	80436	2-19, 3-7
80288	2-5, 3-9, 3-13	80437	2-19, 3-7
80289	3-3	80445	2-5
80294	3-21	80448	2-5
80296	2-19, 3-7	80459	2-5
80299	3-11, 3-13, 3-17, 3-19	80461	3-7
80300	3-3, 3-21	80464	2-2, 3-11, 3-13
80301	3-9	80465	2-7
80302	2-21	80471	2-7, 4-3
80306	3-21	80472	4-3
80314	2-15	80473	4-3
80315	2-2, 2-13	80474	4-3
80317	3-5	80475	4-3
80318	2-11	80476	2-7, 4-3
80319	2-25	80480	2-21, 2-23
80320	2-15	80481	2-2, 2-9
80321	2-11, 3-5	80483	2-11
80322	2-25	80484	2-11
80327	2-31	80491	2-9
80328	3-7	80492	2-9
80329	2-19	80495	2-5
80331	2-31	80496	2-23
80332	2-5	80498	2-7
80333	2-5	80499	4-3
80349	2-36	80589	2-23
80351	2-3	80602	2-35
80352	4-3	80836	2-9
80353	4-3	80837	2-27
80354	3-11, 3-13, 3-19	80921	2-27
80355	2-3	80922	2-7

Part Number	Page Number
80924	2-27
80927	2-23
80937	2-9
80940	2-2, 2-15
80945	2-5
80949	2-27
80950	2-21, 2-23
80951	2-36
80956	2-9
80958	2-13
80959	2-25
80960	3-3
80961	3-3
80962	2-7
80971	2-17
80972	3-34, 3-35
80974	2-11
80975	2-5
80979	2-21, 2-23
80989	3-29
80998	3-25
82733	2-27
83285	2-17, 3-15, 3-17
83286	3-17
83287	3-17
83289	3-17
87299	2-15
87515	2-19, 3-7

CROSS REFERENCE

PART DESCRIPTION TO PAGE NUMBER CROSS REFERENCE LIST

A

AC Cord Assy, 3-28, 3-29
Adaptor, Wheel, 3-21
Andersen Clamp, 3-28, 3-29
Angle, Lip, 2-2, 2-13
Arm, Brush, Idler Side, 2-9
Arm, Brush, 2-9
Arm, Clutch Pivot, 2-25

B

Bag, Battery, 130Amp Hr, 3-34
Bag, Battery, 215Amp Hr, 3-35
Bag, Power, 3-17
Bag, Vacuum, Disposable 10Pk, 2-2, 3-9, 3-13
Balljoint,, 2-7
Bar, Clutch, 2-25
Bar, Flat, 2-19
Bar, Shaker Motor, 3-7
Bar, Shaker, Motor, 2-19
Bar, Transition Mtg, 2-15
Bar-Flt .06T 3.90W 10.00L Rbr, 3-7
Battery Cutout Button Kit , 3-33
Battery Kit 12V, 130Ah Dry, 3-25
Battery Kit 30Xhs, Wet, 3-23
Battery Kit12V, 215Ah Dry, 3-27
Battery Kit12V, 215Ah Wet, 3-26
Battery, 12V, 130Ah Dry, 3-25
Battery, 12V, 215Ah Dry, 3-27
Battery, 12V, 215Ah Wet, 3-26
Battery, 30Xhs, Wet, 3-23
Bearing, Axle, 4-3
Bearing, Snap-In, .250 Bore, 2-27
Belt, Flat .75Wide X 33.0 Circ, 2-25
Belt, Flat, 2-2
Belt, V, 2-2
Block, Bearing 0.625Dia, 2-9
Bolt, Bent, M6, 2-7, 2-21, 2-23
Bolt, Lug,, 3-21
Bolt-Carrm 8X1.25 40 4.6, 2-15
Boot, 90 Deg .50D .57X .84, 2-27
Boot, 90Deg .50D .57X .84, 2-30

Boot,Circuit Breaker, 2-31
Box, Circuit Breaker, Ee, 2-29
Bracket Wldt, Lift, 2-11
Bracket, Battery, 3-23, 3-25
Bracket, Cable, Clutch, 2-25
Bracket, Cable, 2-11
Bracket, Clutch Pivot, 2-25
Bracket, Handle Stop, 2-5
Bracket, Handle, Stop, 3-19
Bracket, Hopper Assist, 3-3
Bracket, Mounting, Dampener, E, 2-25
Bracket, Pivot Lh, 2-17
Bracket, Pivot Rh, 2-17
Bracket, Pivot, 2-17
Bracket, Prop Rod, 2-27
Bracket, Retainer, 2-19, 3-7
Bracket, Return Spring, 4-3
Bracket, Sealing, Rh, 2-17
Bracket, Shaker, 2-19, 3-7
Bracket, Support, 2-13
Brake, Belt, Elec, 2-25
Breaker-Circuit, 15A Resetable, 2-31
Brush & Spring Assy, 2-2, 3-5
Brush Cap Se, 2-11
Brush Kit - 4 Brushes Included, 2-25
Brush Spring (1 Only), 2-25
Brush, Carpet, 2-3
Brush, Side STFP, 2-3
Brush, Side, 2-3
Brush, Sweep, 24Lg Poly, 2-3
Brush, Sweep, P&W 6080, 2-3
Brush, Sweep, Sandwedge 6080, 2-3
Brush&Spring Assy Se, 2-11
Bushing, Flanged, 2-21, 2-23
Button, Plug, 3-21
Button, Wear, 3-3

C

Cable Assy, Main Brush, 2-21
Cable Assy-Lead,11.0, 6Ga, 2-30
Cable, Pull CI, 2-23

Cable, Shift, Push Pull, 2-7
 Cap, Brush, 3-5
 Caster, 5.0 Dia Wheel, 3-21
 Caster, 5.0D X 1.37 Wheel, 2-5
 Catch, Draw Pull, 2-17, 2-19
 Catch, Draw Pull, 3-7
 Chain, Link, 3-32
 Chain, Static, Brass, 2-7
 Chamber, Vacuum, 3-11, 3-13
 Charger, 24V/15A 120/240VAC, 3-28
 Charger, 24V/20A 120/240VAC, 3-29
 Circuit Breaker 50 Resetable, 2-31
 Circuit Breaker 5A, 3-28
 Circuit Breaker 7A, 3-29
 Circuit Breaker, 3-28, 3-29
 Circuitbreaker, 2-29
 Clamp, Cable, Poly, 2-15
 Clamp, Cable, 2-15
 Clamp, Wormdrive, 2-17, 3-15
 Clip, Latch, 2-17
 Clip, 2-5
 Connector, Andersen 50amp Red, 2-30
 Connector, Andersen 50AMP, Red, 3-28, 3-29
 Contact, Switch, 3-33
 Contactor, 24Volt Dc, 2-27
 Control Board, 3-28, 3-29
 Conv Kit. Panel Filter To Bag, 3-9
 Coupling, Hose, Elbow, 2-17, 3-15
 Coupling, Vac Wand, 3-17
 Coupling, Vac-Wand, 3-11, 3-13, 3-17, 3-19
 Cover, Hole, 3-11, 3-13
 Cover, Terminal, Poly, 3-23, 3-25
 Cuff, Flex, 3-11, 3-13
 Cuff, Hose, 2-17, 3-15, 3-17

D

Dampener, Push, 15Lbs, 2-25
 Diode, Elec, Plug, 2-31

F

Filter Pkg, Panel, 94 Pleats, 3-7
 Filter Pkg, Panel, 94 Pleats, 2-2, 2-19

Fitting, Relief 1/8, 2-7, 4-3
 Frame, Main, 2-5

G

Gasket, Box, Circuit Breaker, 2-29
 Gasket, Cuff, 2-2, 2-17, 3-11, 3-13, 3-15
 Gasket, Fire Switch, 2-27
 Gasket, Vac Fan, 2-2, 2-15
 Grip, Vinyl .18X .75X 5.00, 2-21, 2-23
 Grip, Vinyl .18X.75.2.00, 2-21
 Grommet, Rubber, 2-19
 Grommet, Rbr, 0.50ld, For .25Matl, 3-7
 Guard, Belt, 2-7
 Guard, Wheel, Right, 3-21
 Guard, Wheel, Left, 3-21
 Guard, 2-5

H

Handle, Hopper Assist, 3-3
 Handle, Lift, Main Brush, 2-21
 Handle, Lift, Side Brush, 2-21
 Handle, Main Lh, 2-5
 Handle, Main Rh, 2-5
 Handle, Shift, 2-23
 Handle, Steering, 2-5
 Harness, Cable Battery, 2-30
 Harness, Wire, Main E, 2-35
 Harness, Wire, Main EE, 2-35
 Hinge, Cover, 6080, 3-31
 Hood, E w/Labels, 2-27
 Hood, Ee w/Labels, 2-29
 Hopper Dump Assist Kit, 3-3
 Hopper, Wide Track, 3-21
 Hopper, 2-13
 Hose, Flex, 2-2, 2-17, 3-11, 3-13, 3-15, 3-17
 Hourmeter, Electronic, 2-31
 Housing, Brush, Side, 2-11
 Housing, Vacuum Hi Flow, 2-17, 3-15
 Hub, Wheel, 2-7
 Hubcap, 2-7

CROSS REFERENCE

I

Impeller, 9.06 Dia X 0.375B, 2-15

K

Key Set Rn, 2-31

Key Square 0.12 0.12 00.50 Lg, 2-15

Key Square 0.18 0.18 00.75 Lg, 2-9

Key, Shifter Te, 4-3

Key, Square .18x .18x 1.38, 2-25

Key-Wdruff 0.12 0.50 Asa#0404, 2-7, 2-15

Kit, Brush, Side, Dual, 24V, 3-5

Kit, Brush, 2-2

Kit, Chain, Static, Steel, 608, 3-32

Kit, Hi-Flow To Std, Bag, 3-13

Kit, High Air Flow To Std, Pan, 3-11

Kit, High Vac System Airflow, 3-15

Kit, Hinge Repair, 3-31

Kit, Repair, Adj Handle, 2-5

Kit, Replmt Main Br Belt 6080E, 2-2

Kit, Replmt Vacuum Chamber, 3-11, 3-13

Kit, Replmt, Door, Filter, 2-17

Kit, Side Skirt, Rh, 2-2, 2-5

Kit, Skirt, Lh, 2-5

Kit, Skirt, Rh, 2-5

Kit, Skirt, Side, Lh, 2-2, 2-5

Kit, Transaxle Assy (see breakdowns), 2-7

Kit, Transaxle Assy, 4-3

Kit, Transaxle Repair, 4-3

Kit, Vac Wand F/Hi Air Flow, 3-17

Kit, Vacuum Wand, Extend 6080, 3-19

Kit, Wheels, Wide Track 6080, 3-21

Knob,#10-32,0.81Dia,Plastic, 2-5

L

Label Set, Info & Hzd 6080, 2-36

Label Set, Operational 6080 E, 2-36

Label, Charger Connection, 2-36

Label, EE, 2-36

Label, Tennant Logo, 2-36

Lever, Clutch, Wldt, 2-5

Lever, Shift, 4-3

Limiter, Travel, Brush, 3-36

Link Wldt, Brush Lift, 2-9

M

Main Brush Downpressure Kit , 3-36

Manual Fiche Pkg 6080E En, 3-37

Manual Opmt 6080E Es, 3-37

Manual Opmt 6080E Fr, 3-37

Manual Opmt 6080E Jp, 3-37

Manual Pkg 6080E, 3-37

Manual Service 6080 E, 3-37

Meter, Discharge, Battery, 2-31

Motor, Brush, Side, Lh 24V, 3-5

Motor, Ele, Shaker, 2-19

Motor, Elec 24V Dc Tenv H Ins (EE only), 2-25

Motor, Elec 24V Dc, 2-25

Motor, Shaker 24V, 3-7

Motor, Side Brush 24V Rh, 2-11

N

Nozzle, Vac Wand, 3-17

Nozzle, Wand 1.8, 3-11, 3-13

Nut, Hex, Lock, .25-20, NI, 2-25

Nut, Hex, Lock, M06, 3-31, 3-32

Nut, Hex, Lock, M08-1.25,NI, 2-17

Nut, Hex, Lock, M08-1.25, 3-15, 3-17

Nut,Hx Jam M16X2.0 Din 439, 2-5

Nut-Hx Std 10-32 G2 Pltd, 2-7, 2-21, 2-23

Nut-Hx Std 10-32 G2 Pltd, 2-9

Nut-Hxflexloc .31-24 Thin Pltd, 2-15

Nut-Hxlocnyln M 8X1.25 Reg Ss, 3-3

P

Panel Filter Kit 24V, 3-7

Pin, Hair Cotter, 3-5

Pin, Handle Adjustment, 2-5

Pin, Main Brush, 2-9

Pin, Main, 2-2

Pin, Tapped, 2-17

Pin,Clevis, .19 Dia.X .50 Lg, 2-21, 2-23

Pin,Clevis,0.19 Dia.X 0.75 Lg, 2-11

Pin,Clevis,0.37 Dia.X 1.25 Lg, 3-3

Pin,Dowel,0.2502Dia.X 1.50 Lg, 2-7

Pin,Hair Cotter .12Wire 2.37Sl, 2-11
 Pin,Roll,.25Odx1.75L,.250/.256, 2-11
 Pin, 3-5
 Pivot, Bushing, 2-11
 Pivot, Hinge, Eng Cover, Left, 2-27
 Pivot, Hinge, Eng Cover, Rh,E, 2-27
 Plate Wldt, Backstop, 2-7
 Plate Wldt, Floor, Elec, 2-25
 Plate, Access, Lh, 2-23
 Plate, Access, Rh, 2-21
 Plate, Backing, Vac Fan, 2-15
 Plate, Backstop, 3-21
 Plate, Cable, Clutch, 2-25
 Plate, Cable, Mount, 3-19
 Plate, Cover, Box, Ee, 2-29
 Plate, Firewall, 2-13
 Plate, Hub-Cap, 3-21
 Plate, Lock, Ee, 2-29
 Plate, Mounting Rh, 2-21
 Plate, Pivot, Lh, 2-23
 Plate, Pivot, 2-9
 Plate, Retainer, 2-5
 Plate, Side Skirt, Ph, 2-5
 Plate, Skirt, Retainer, 2-2, 2-5
 Plate, Support, Cable, 2-7
 Plate, Support, Cross Shaft, 2-9
 Plate, Vac Fan, Prop Rod, 2-15
 Plate, Wear, 3-21
 Plate, 2-17
 Plug Button, 3-9, 3-13
 Plug, Brush Drive, 2-9
 Plug, Brush, 2-9
 Plug, Hole .297, 2-5
 Plug, Hole .812, 2-5
 Plug, Hole, 2-29
 Plug, Switch, 2-31
 Plugbtn .88H .172 Max. Thk., 2-29
 Plugbtn 1.25H.12 Max Blacknyl, 2-31
 Plugbtn 2.00H .04-.19 Chromstl, 3-21
 Pulley, Drive, 2-25
 Pulley, Idler, 2-9, 2-25

R

Rectifier, SCR 20A, 3-28, 3-29
 Relay, 12V, 2-19
 Relay, 24V Dc Spdt, 2-27, 3-7
 Replacement Kit, Sidebrush Cable, 2-21
 Replm Kit, Main Br Belt 6080E, 2-25
 Replmt Kit, Skirts & Seals6080, 2-2
 Retainer, .25Od, 2-5
 Retainer, Lip, 3-21
 Ring, Retain,Ex,0.62Od,Heavydt, 2-7
 Ring, Retaining, Ex, 2-9
 Ring, Wear, 2-9
 Rivet, Plastic .250X.898, 2-5
 Rivet, Plstc, 2-2, 2-5, 2-13
 Rivet, Pop .196Dx.76X38Dhd, 2-17
 Rod, Hinge Pin, Nylon, 2-27
 Rod, Seat, 2-27

S

S-Hook, 2-25
 Scr, Hex, M6, 2-25
 Scr-Hexssm 6X1.0 16 Nylonloc, 2-9
 Scr-Hexssm 8X1.25 20 NylInloc, 2-15
 Scr-Set .31-18X0.38 Nylon Loc, 2-15
 Scr-Set M 6X1.0 8 Nylonloc, 2-25
 Screen, Vacuum Bag, 3-9, 3-13
 Screen, Vacuum Inlet, 2-17
 Screw, 250-20 Spl, 3-34, 3-35
 Screw, Hex M06, 2-17
 Screw, Hex, #10 X 0.62, Fmg Ab, 2-5, 2-17
 Screw, Hex, #10, 3-11, 3-13, 3-15
 Screw, Hex, M06-1.0 X 20, 8.8, 3-32
 Screw, Hex, M08-1.25 X 25, 8.8, 3-17
 Screw, Hex, M08-1.25 X 30, 8.8, 2-17, 3-15
 Screw, Pan, Fmg, #06 X 0.50, 2-29
 Screw, Pan, M06-1.0 X 12, Ss, 3-31
 Screw, Pan, M06-1.0 X 40, 4.8, 3-13
 Screw, Pnfmng 6X.50 Type Ab, 2-31
 Screw, Set, #10, 2-19
 Screw-Flat 8X1.25 25Nylon Loc, 2-7
 Screw-Pan 08-10X.050, 2-27
 Seal, Axle Te, 4-3

CROSS REFERENCE

Seal, Chamber, 2-2, 2-17, 3-11, 3-13, 3-15
Seal, Cover, 2-17
Seal, Foam .62 .62 8.0, 2-17
Seal, Rbr, .50 X 1.00 X 10.5, 3-23, 3-25
Seal, Shaft, Input Te, 4-3
Seal, Tube, Vacuum, 2-17, 3-15
Seal, Vac Wand, 3-11, 3-13
Seal, 2-2, 2-13, 2-17
Sealant, Silastic Rtv732-3 Oz., 4-3
Set Screw, 3-7
Shaft, Hopper Assist, 3-3
Shaft, Sheave, 2-9
Shaft, Wldt, Cross, 2-9
Shaft, Brg&Flange Assy-Fan, 2-15
Sheave, 3L 2Gr 3.2Pd 5.5Pd, 2-25
Sheave, Flat, 3.7Od, 2-7
Sheave, 3L, 1Gr, 1.96Pd, 0.62Id, 2-15
Shield, Dirt Kit, 2-5
Side Brush, 3-5
Skirt, Drive Side, 2-5
Skirt, Hopper, 2-2, 2-13, 3-21
Skirt, Idler Side, 2-5
Skirt, Rear, 2-2, 2-5
Skirt, 2-5
Sleeve, .025Ob .62D .34Pm, 2-9
Sleeve, .25Ob .38D .156Ss, 2-9
Sleeve, .318B .50D .65Ss, 2-9, 3-7
Sleeve, .344B .62D .58, 2-25
Sleeve, 1.45B 2.1D 1.5 Pltd, 2-11
Sleeve, Bearing, 4-3
Sleeve, Threaded, 2-5
Sleeve, 2-9, 2-19, 3-5
Spacer, Battery, 3-15, 3-23, 3-25
Spacer, Pivot .62Lg, 2-23
Spacer, 2-15
Spring, Brush, 2-2
Spring, Comp 0.34Idx.045Wire, 2-5
Spring, Comp, 0.74Idx.11 Wire, 2-11
Spring, Comp,, 2-9
Spring, Detent, 2-21, 2-23
Spring, Extension, 2-9
Spring, Tens, 0.5Dx.06Wire 2.5L, 2-25

Spring, Tors 2.36Idx 18 Wire, 2-11
Spring, Torsion, 3-5
Sprng, Tens, .36Od .03Wire 1.5L, 2-25
Strain Relief, .72/.97Cord, 2-29
Strap, Shaker Motor, 2-19, 3-7
Strap, Rubber Tie-Down, 3-23, 3-25
Strap, 3-34, 3-35
Strike, Latch, 2-19, 3-7
Strip, Spring, Comp, 2-9
Strip, Spring, 2-11
Support, Cable, 2-7, 2-21
Switch, 15Amp 125/250Vac, 2-21
Switch, Key, 2-31
Switch, Pushbutton, 3-33
Switch, Rocker, Dpst, 3-7
Switch, Rocker, 2-19
Switch, Stop, Red, 3-28, 3-29
Switch, Voltage, 3-28, 3-29

T

Thermostat Assembly, 140 Deg, 2-27
Tie, Cable 1.75D Max 7.50Lg, 2-21
Timer 24V, 3-7
Timer, 2-19
Tire & Rim Assy, Black Pneumat, 3-21
Tire & Wheel Assy, 2-7
Transition, Vacfan, Electric, 2-15
Tube, Hose Cuff, 3-7
Tube, Hose, 3-11
Tube, Vac Wand, 3-17
Tube, Vacuum, 2-17, 3-9, 3-13, 3-15

V

V-Belt 3L 230 - One, 2-15
Vacuum Fan Housing, 2-15
Video, Operator, 6080, 3-37

W

Wand, Vacuum, 3-11, 3-13, 3-19
Washer, Flat .25, 2-17
Washer, Finish M8 Pltd, 2-7
Washer, Flat, .25 Fender, 2-5, 3-13

Washer, Flat, .25 Hard, 3-32
Washer, Flat, .25 Sae, 3-31
Washer, Flat, .38 Hard, 2-17, 3-15, 3-17
Washer, Flat, Fender, 2-25
Washer, Flat, Rework, 3-31
Washer, Lock, Int-Ext, .31, 3-32
Washer- Flt 17 X30X3 Ss M16, 2-5
Washer-Flt .31 Fender Pltd, 2-27
Washer-Loc Int-Ext 10 Pltd, 2-7
Washer, 2-17
Weight, Eccentric, 2-19, 3-7
Wheel, 2.0 Dia, 2-2, 3-3

Y


Yoke Assy., 2-9, 2-21
Yoke Assy, 10-32, 2-23





TENNANT COMPANY
 Technical Publications #15
 701 North Lilac Drive
 P.O. Box 1452
 Minneapolis, MN 55440-9947

POSTAGE WILL BE PAID BY ADDRESSEE

BUSINESS REPLY MAIL
 FIRST CLASS MAIL PERMIT NO. 94 MINNEAPOLIS, MN




NO POSTAGE
 NECESSARY
 IF MAILED
 IN THE
 UNITED STATES



Fold along dotted lines

Tape here







TENNANT COMPANY
 Technical Publications #15
 701 North Lilac Drive
 P.O. Box 1452
 Minneapolis, MN 55440-9947

POSTAGE WILL BE PAID BY ADDRESSEE

BUSINESS REPLY MAIL
 FIRST CLASS MAIL PERMIT NO. 94 MINNEAPOLIS, MN



NO POSTAGE
 NECESSARY
 IF MAILED
 IN THE
 UNITED STATES



Fold along dotted lines

Tape here

