



## Electronic Service Manuals

This electronic document is provided as a service to our customers. We do not create the contents of the information contained in this document. Should you have detailed questions pertaining to the information contained in this document, you may contact Michco, or the manufacturer which provided the original information in this electronic deliverable. Michco's only part in this electronic deliverable was the electronic assembly process. By providing this manual on line we are not guaranteeing parts availability.

You may contact Michco through the following methods:

Phone (517) 484-9312 or (800) 331-3339

2011 N. High St. -- Lansing, Michigan -- 48906

Fax: (517) 484-9836

Email: [CustServe@Michco.com](mailto:CustServe@Michco.com)

Web site: [www.Michco.Com](http://www.Michco.Com)

Parts Web site: [www.FloorMachineParts.Com](http://www.FloorMachineParts.Com)

Order Parts on Line at:

**[www.FloorMachineParts.Com](http://www.FloorMachineParts.Com)**

Directly to Parts & Service:

By Email: **[Shop@Michco.com](mailto:Shop@Michco.com)**

By Fax: (517) 702-2041

By Voice: Use numbers above.

**Serving the Cleaning Industry Since 1922**

Notice: All copyrighted material remains property of original owners, all trademarks are property of respective owners. Manuals are subject to Manufacturer's reproduction limitations. Originals or reproductions were provided by manufacturers through a request. We make no warranty as to the correctness of information provided in this document and you assume all risk. By placing these manuals on line we are not declaring our corporation to be an manufacturer authorized dealer or provider, please check our web site for authorized manufacturers we represent.



*The Safe Scrubbing Alternative®*  
*Quick-Train™ Controls*

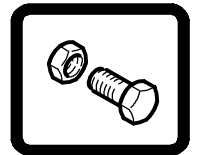
*Hygenic® Fully Cleanable Tanks*

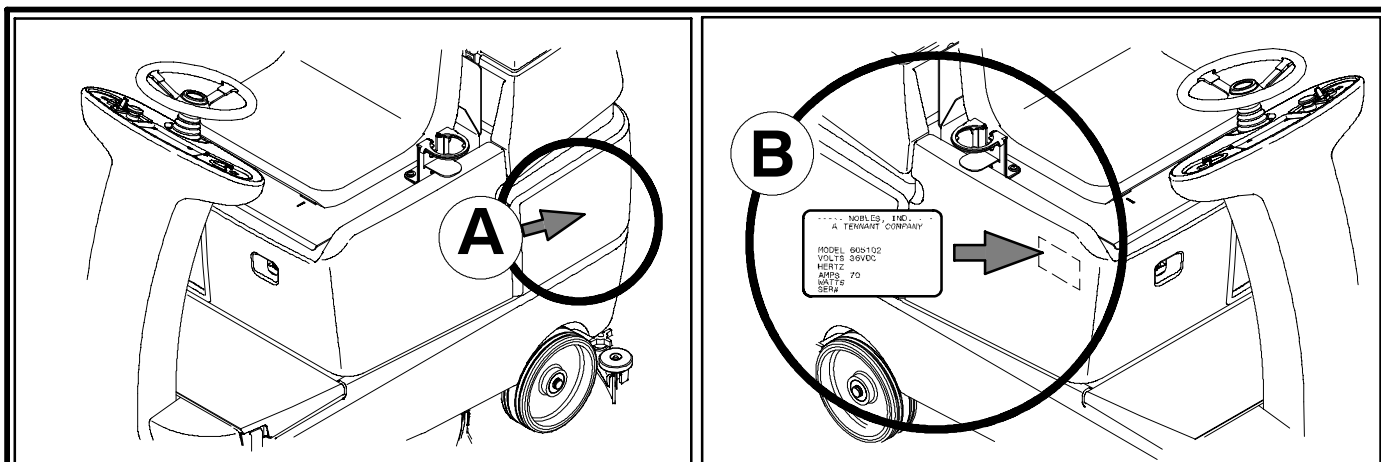
**eC H2O™**  
ELECTRICALLY CONVERTED WATER

# SPEED SCRUB® RIDER

RIDER-SCRUBBER

## PARTS MANUAL





Ref	Part No.	Serial Number	Description	Qty.
1	82681	(000000- )	Bracket W/dt, Lpg Mount	1
∇ 2	63810	(000000- )	h Assy, Lpg Tank Mtg, W/Nut	4
▲ 3	51839	(000000- )	ut Adjustable, Lpg Tank Mtg	2
4	49263	(000000- )	Tie, Cable	3
(D) 5	82556	(000000-001039)	Bracket, Vaporizer	1
	54930	(000000- )	Vaporizer, LPG	1

**HOW TO ORDER PARTS - See diagram above**

Only use TENNANT Company supplied or equivalent parts. Parts and supplies may be ordered online, by phone, by fax or by mail.

Follow the steps below to ensure prompt delivery.

1. (A) Identify the machine model.
2. (B) Identify the machine serial number from the data label.
3. (C) Ensure the proper serial number is used from the parts list.
4. Identify the part number and quantity.  
Do not order by page or reference numbers.
5. Provide your name, company name, customer ID number, billing and shipping address, phone number and purchase order number.
6. Provide detail shipping instructions.

- (D) ∇ - identifies an assembly  
 ▲ - identifies parts included in assembly  
 (E) ● - identifies a recommended stock item

**Please fill out at time of installation for future reference.**

Model No. - \_\_\_\_\_  
 Serial No. - \_\_\_\_\_  
 Machine Options - \_\_\_\_\_  
 Sales Rep. - \_\_\_\_\_  
 Sales Rep. phone no. - \_\_\_\_\_  
 Customer ID Number - \_\_\_\_\_  
 Installation Date - \_\_\_\_\_

**Tennant Company**

PO Box 1452  
 Minneapolis, MN 55440  
 Phone: (800) 553-8033 or (763) 513-2850  
 www.nobles.com

FaST-PAK is a US registered and unregistered trademark of Tennant Company.

Specifications and parts are subject to change without notice.

Copyright © 2004 - 2009 TENNANT Company, Printed in U.S.A.

# GENERAL RECOMMENDED MAINTENANCE

T7, SSR

## General Recommended Maintenance Items

Ref.	Part No.	Description	Qty.
	390942	Blade, Sqge, Rear, 700mm Linatex [37.5]	1
	390922	Blade, Sqge, Rear, 800mm Linatex [44.0]	1
▽	391384	Squeegee Kit, Oil-Rstn, 700mm	1
▲	391377	Blade, Sqge, Front, 700mm Oil-Rstn,35.0l	1
▲	391378	Blade, Sqge, Rear, 700mm Oil-Rstn[37.0]	1
▽	391386	Squeegee Kit, Tile, 700mm	1
▲	390943	Blade, Sqge, Front, 700mm Linatex, 35.0l	1
▲	390936	Blade, Sqge, Rear, 700mm Gum Rbr [37.5]	1
▽	391383	Squeegee Kit, Oil-Rstn, 800mm	1
▲	391379	Blade, Sqge, Front, 800mm Oil-Rstn,41.5l	1
▲	391380	Blade, Sqge, Rear, 800mm Oil-Rstn[44.0]	1
▽	391385	Squeegee Kit, Tile, 800mm	1
▲	390923	Blade, Sqge, Front, 800mm Linatex, 41.5l	1
▲	390934	Blade, Sqge, Rear, Gum Rbr, 800mm[44.0]	1
	86859	Squeegee Assy, Side [Linatex] (Disk Scrub Head)	2
	391334	Squeegee Assy, Side (Cylindrical Scrub Head)	2
	1011561	Caster, Swivel, 50d, M10 X 1.5 X 30 Stem	2
	1013531	Skirt, Spray, 650mm	1
	1011376	Skirt, Spray, 800mm	1
	1010560	Wheel, Bmpr, 80d X 25w, Non-Marking	1
	1013611	Seal, Cover, Recvy	1
	1020719	Seal, Afmkt, Bulb, Clsd Cell, Adh, 8ft	1
	1020727	Seal, Afmkt, Bulb, Clsd Cell, Adh, 8ft	1
	1020301	Seal, Afmkt, Bulb, Clsd Cell, Adh, 8ft	1
1014026	<del>1015021</del>	Hose, Vacuum, 1.5d X 43l, Short Cuff	1
	370114	Filter Kit, Vacfan	1
	1016392	Gasket, Fltr, Tank	1
▽	1014274	Hose Assy, Drain, 26.3l (Recovery Tank)	1
▲▽	1008639	Cap, Drain Assembly	1
▲▲	1019563	Strap, Drain Cap	1
▲▲	1008637	O Ring, 1.48" Id, 1.76" Od	1
▽	1014268	Hose Assy, Drain, 29.6l (Solution Tank)	1
▲▽	1008639	Cap, Drain Assembly	5
▲▲	1019563	Strap, Drain Cap	1
▲▲	1008637	O Ring, 1.48" Id, 1.76" Od	1
	377500	① Belt, Synchronous, 05mm 500l[05p,Plychn]	2
	1035888	② Belt, Drive, 6grv, 508 L X 14 W, [6pj]	2
▽	9004968	③ Switch Kit, Key, [T7/Ssr/R14/Strv Rdr]	1
▲	361144	③ Key, Ignition	1
▽	1011402	④ Switch, Key	1
▲	1017696	④ Key Set, Replmt [F/ Keyswitch 1011402]	1

① Serial number (00000000-10346424)

② Serial number (10346425- )

③ Serial number (00000000-10403818)

④ Serial number (10403819- )

# GENERAL RECOMMENDED MAINTENANCE

T7, SSR

## General Recommended Maintenance Items

Ref.	Part No.	Description	Qty.
▽	9006161	① Module Kit, Replmt [Ec-H2o]	1
▲	9006324	① Ec-H2o Kit, Module B, Plumbing	1
▲	1054776	① Grommet, Blind	1
▲	1013236	① Valve, Shutoff, Ele, 24vdc	1
▲	1038159	① Electrode, Cylindrical	1
▲	1044393	① Switch, Rocker, Spst, Mom	1
▲	9006159	① Controller Kit, Replmt [Ec-H2o]	1
▲	1044399	① Harness, Main, Controller [Ec-H2o, P3]	1
▽	9006269	② Module Kit, Replmt [Ec-H2o]	1
▲▽	9006324	② Ec-H2o Kit, Module B, Plumbing	1
▲▲	1038159	② Electrode, Cylindrical	1
▲▲	1013236	② Valve, Shutoff, Ele, 24vdc	1
▲▲	1057637	② Electrode, 5 Plate, High Flow	1
▲▲	1044393	② Switch, Rocker, Spst, Mom	1
▲	1054776	② Grommet, Blind	1
▲	9006159	② Controller Kit, Replmt [Ec-H2o]	1
	1039557	Fitting, Plstc, Str, Bm04/Bm06	1
	1050052	Bracket, Module, Ec-H2o [T7]	1
	1050394	Harness Assy, Wire [T7 Ec-H2o]	1
	1030592	Seal, Afmkt, Bulb, 90, 0.75d F/11ga 03ft	1
	1051138	Bracket, Cover, Fast Opng [T7 Ec-H2o]	1
	1052726	Alarm, 9-48vdc, 95 Db(A) [Ec-H20]	1
	1052705	Fitting, Plstc, Str, Bm04/Bm04	1
	1052298	Bracket, Support, Hose [T7]	1

① Serial number (10419534-10449321)

② Serial number (10449322- )

## SECTION 2

Contents	Page
Fig. 1 - Replacement Brushes, 650 mm (26 in) .	2-2
Fig. 2 - Replacement Brushes, 800 mm (32 in) .	2-4
Fig. 3 - Main Frame Group, Disk Scrub Head ..	2-6
Fig. 4 - Main Frame Group, Cylindrical Scrub Head, 700 mm (28 in) (S/N 10448499- ) .....	2-8
Fig. 5 - Main Frame Group, Cylindrical Scrub Head, 800 mm (32 in) (S/N 10448499- ) .....	2-10
Fig. 6 - Main Frame Group, Cylindrical Scrub Head (S/N 00000000-10448498) .....	2-12
Fig. 7 - Seat Group .....	2-14
Fig. 8 - Steering Group .....	2-16
Fig. 9 - Instrument Panel Group .....	2-18
Fig. 10 - Front Drive Wheel Group .....	2-20
Fig. 11 - Brake Pedal and Accelerator Pedal Group .....	2-22
Fig. 12 - Disk Scrub Head Lift Group .....	2-24
Fig. 13 - Disk Scrub Head Drive Motor Group, 650 mm (26 in) .....	2-26
Fig. 14 - Disk Scrub Head Drive Motor Group, 800 mm (32 in) .....	2-28
Fig. 15 - Disk Scrub Head Side Squeegee Group, Right .....	2-30
Fig. 16 - Disk Scrub Head Side Squeegee Group, Left .....	2-32
Fig. 17 - Cylindrical Scrub Head Lift Group ....	2-34
Fig. 18 - Cylindrical Scrub Head Group, 700mm (28 in) .....	2-36
Fig. 19 - Cylindrical Scrub Head Group, 800mm (32 in) .....	2-38
Fig. 20 - Cylindrical Scrub Head Drive Group, Right Side .....	2-40
Fig. 21 - Cylindrical Scrub Head Drive Group, Left Side .....	2-42
Fig. 22 - Cylindrical Scrub Head Squeegee Group .....	2-44
Fig. 23 - Recovery Tank Group .....	2-46
Fig. 24 - Vacuum Fan Group .....	2-48
Fig. 25 - Solution Tank Group .....	2-50
Fig. 26 - Tanks Drain Group .....	2-52
Fig. 27 - Battery Group, 235Ah .....	2-54
Fig. 28 - Rear Squeegee Lift Group, Disk Scrub Head .....	2-56
Fig. 29 - Rear Squeegee Lift Group, Cylindrical Scrub Head .....	2-58
Fig. 30 - Rear Squeegee Group, 650 mm (26 in) .....	2-60
Fig. 31 - Rear Squeegee Group, 800 mm (32 in) .....	2-62
Fig. 32 - Circuit Board Group .....	2-64
Fig. 33 - Electrical Group .....	2-66
Fig. 34 - Electrical Schematic, Standard & FaST Model (S/N 00000000- ) .....	2-68
Fig. 35 - Electrical Schematic, <i>ec-H2O</i> Model (S/N 10419534- ) .....	2-70
Fig. 36 - Wire Harnesses Group, Main (S/N 00000000-10236151) .....	2-72
Fig. 37 - Wire Harnesses Group, Main (S/N 10236152-10426042) .....	2-75
Fig. 38 - Wire Harnesses Group, Main (S/N 10426043- ) .....	2-78
Fig. 39 - Wire Harnesses Group, Tank .....	2-81
Fig. 40 - Wire Harnesses Group, <i>ec-H2O</i> Option (S/N 10419534- ) .....	2-82
Fig. 41 - Label Group .....	2-83

Fig. 1 - Replacement Brushes, 650 mm (26 in)

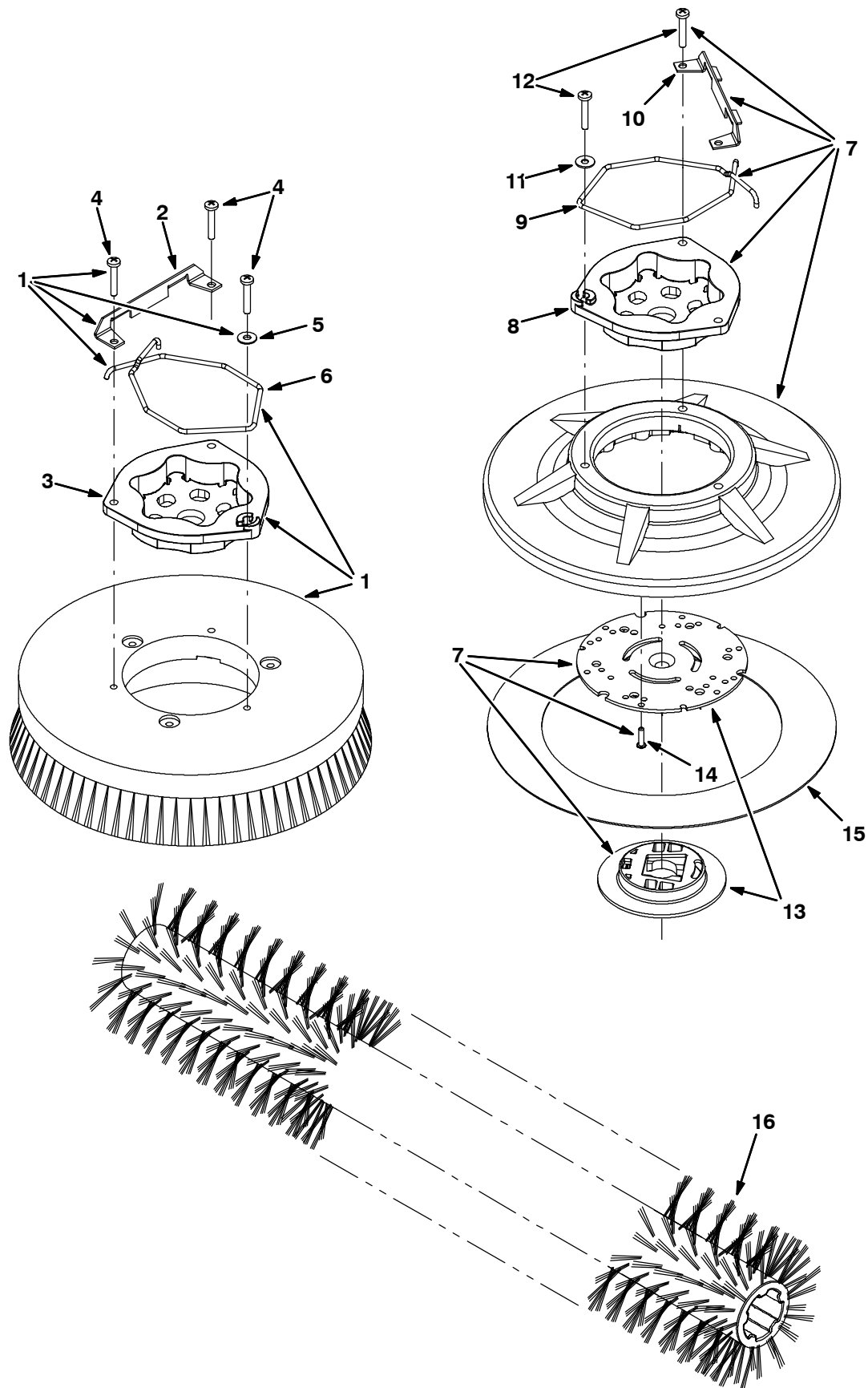


Fig. 1 - Replacement Brushes, 650 mm (26 in)

Ref.	Part No.	Description	Qty.
▽	1 1018377	Brush Assy, Disk, Scb, 13.0 D, Soft Nylon	2
▲	2 24299	Bracket, Retainer, Spring	1
▲	3 1017368	Hub, Drive, Brush, Disk, 3hole 5.8bc	1
▲	4 32746	Screw, Pan, M6 X 1.0 X 35, Ss	3
▲	5 01684	Washer, Flat, 0.25 Ss	1
▲	6 1017957	Spring, Retaining, Brush	1
▽	1 1014346	Brush Assy, Disk, Scb, 13.0 D, Polypropylene	2
▲	2 24299	Bracket, Retainer, Spring	1
▲	3 1017368	Hub, Drive, Brush, Disk, 3hole 5.8bc	1
▲	4 32746	Screw, Pan, M6 X 1.0 X 35, Ss	3
▲	5 01684	Washer, Flat, 0.25 Ss	1
▲	6 1017957	Spring, Retaining, Brush	1
▽	1 1018457	Brush Assy, Disk, Scb, 13.0 D, Super Abrasive	2
▲	2 24299	Bracket, Retainer, Spring	1
▲	3 1017368	Hub, Drive, Brush, Disk, 3hole 5.8bc	1
▲	4 32746	Screw, Pan, M6 X 1.0 X 35, Ss	3
▲	5 01684	Washer, Flat, 0.25 Ss	1
▲	6 1017957	Spring, Retaining, Brush	1
▽	7 379013	Driver Assy, Pad, 13.0d	2
▲	8 1017368	Hub, Drive, Brush, Disk, 3hole 5.8bc	1
▲	9 1017957	Spring, Retaining, Brush	1
▲	10 24299	Bracket, Retainer, Spring	1
▲	11 01684	Washer, Flat, 0.25 Ss	1
▲	12 32746	Screw, Pan, M6 X 1.0 X 35, Ss	3
▲	13 370095	Device, Centering	1
▲	14 360943	Screw, Pan, #10-14 X 0.75, F/Plstc	3
	15 89046	Pad, Stripping, 13.0d, Brown [1pad=1pc]	2
	15 89047	Pad, Scrub, 13.0d, Blue	2
	15 89048	Pad, Buff, 13.0d, Red [1pad=1pc]	2
	15 89049	Pad, Polish, 13.0d, White [1pad=1pc]	2
	15 1051024	Pad, Surf Prep, 13.0d [Mar, 1pick=1pad]	2
	16 222305	Brush, Scb, 28l, Soft Nylon	1
	16 222306	Brush, Scb, 28l, Abrasive	1
	16 222304	Brush, Scb, 28l, Polypropylene Grout	1
	16 374041	Brush, Scb, 28l, Polypropylene	1

Fig. 2 - Replacement Brushes, 800 mm (32 in)

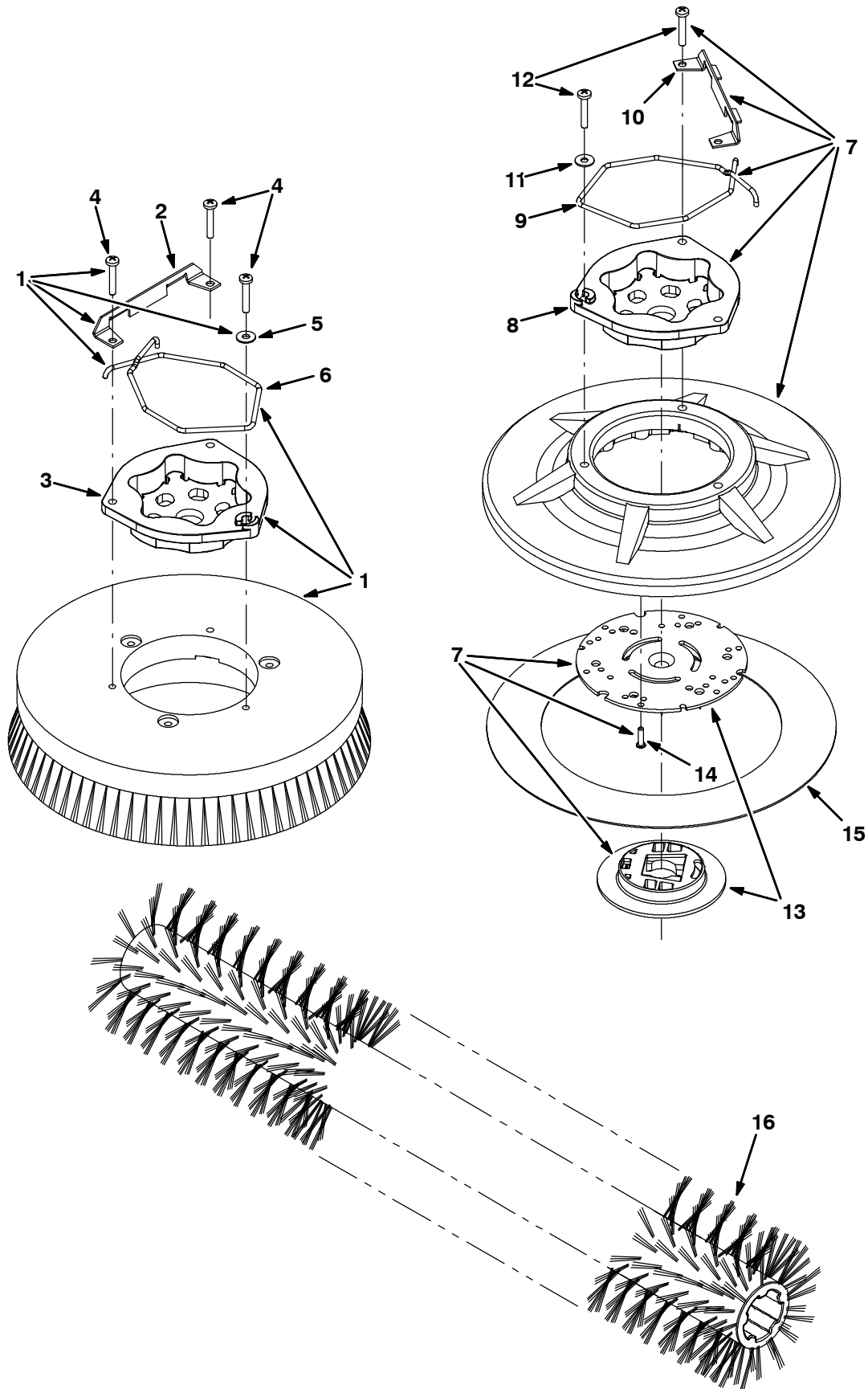


Fig. 2 - Replacement Brushes, 800 mm (32 in)

Ref.	Part No.	Description	Qty.
▽	1 1016634	Brush Assy, Disk, Scb, 16.0 D, Soft Nylon	2
▲	2 24299	Bracket, Retainer, Spring	1
▲	3 1017368	Hub, Drive, Brush, Disk, 3hole 5.8bc	1
▲	4 32746	Screw, Pan, M6 X 1.0 X 35, Ss	3
▲	5 01684	Washer, Flat, 0.25 Ss	1
▲	6 1017957	Spring, Retaining, Brush	1
▽	1 1016633	Brush Assy, Disk, Scb, 16.0 D, Polypropylene	2
▲	2 24299	Bracket, Retainer, Spring	1
▲	3 1017368	Hub, Drive, Brush, Disk, 3hole 5.8bc	1
▲	4 32746	Screw, Pan, M6 X 1.0 X 35, Ss	3
▲	5 01684	Washer, Flat, 0.25 Ss	1
▲	6 1017957	Spring, Retaining, Brush	1
▽	1 1018455	Brush Assy, Disk, Scb, 16.0 D, Super Abrasive	2
▲	2 24299	Bracket, Retainer, Spring	1
▲	3 1017368	Hub, Drive, Brush, Disk, 3hole 5.8bc	1
▲	4 32746	Screw, Pan, M6 X 1.0 X 35, Ss	3
▲	5 01684	Washer, Flat, 0.25 Ss	1
▲	6 1017957	Spring, Retaining, Brush	1
▽	7 379016	Driver Assy, Pad, 16.0d	2
▲	8 1017368	Hub, Drive, Brush, Disk, 3hole 5.8bc	1
▲	9 1017957	Spring, Retaining, Brush	1
▲	10 24299	Bracket, Retainer, Spring	1
▲	11 01684	Washer, Flat, 0.25 Ss	1
▲	12 32746	Screw, Pan, M6 X 1.0 X 35, Ss	3
▲	13 370095	Device, Centering	1
▲	14 360943	Screw, Pan, #10-14 X 0.75, F/Plstc	3
	15 370092	Pad, Stripping, 16.0d [Hi Prod 1pad=1pc]	2
	15 63248-1	Pad, Stripping, 16.0d, Brown [1pad=1pc]	2
	15 63248-2	Pad, Scb, 16.0d, Blu [1pad=1pc]	2
	15 63248-3	Pad, Buff, 16.0d, Red	2
	15 1051027	Pad, Surf Prep, 16.0d [Mar, 1pick=1pad]	2
	15 63248-4	Pad, Polish, 16.0d, White [1pad=1pc]	2
	16 222308	Brush, Scb, 32l, Soft Nylon	1
	16 222309	Brush, Scb, 32l, Abrasive	1
	16 222307	Brush, Scb, 32l, Polypropylene Grout	1
	16 374042	Brush, Scb, 32l, Polypropylene	1

**Fig. 3 - Main Frame Group, Disk Scrub Head**

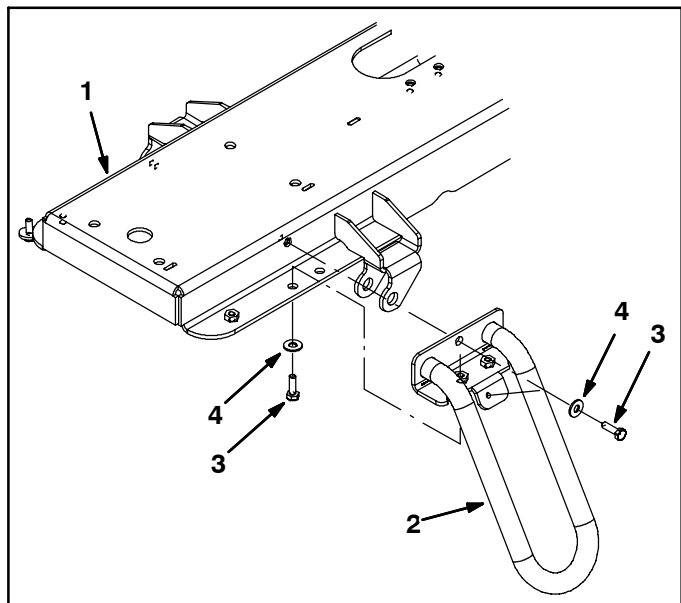
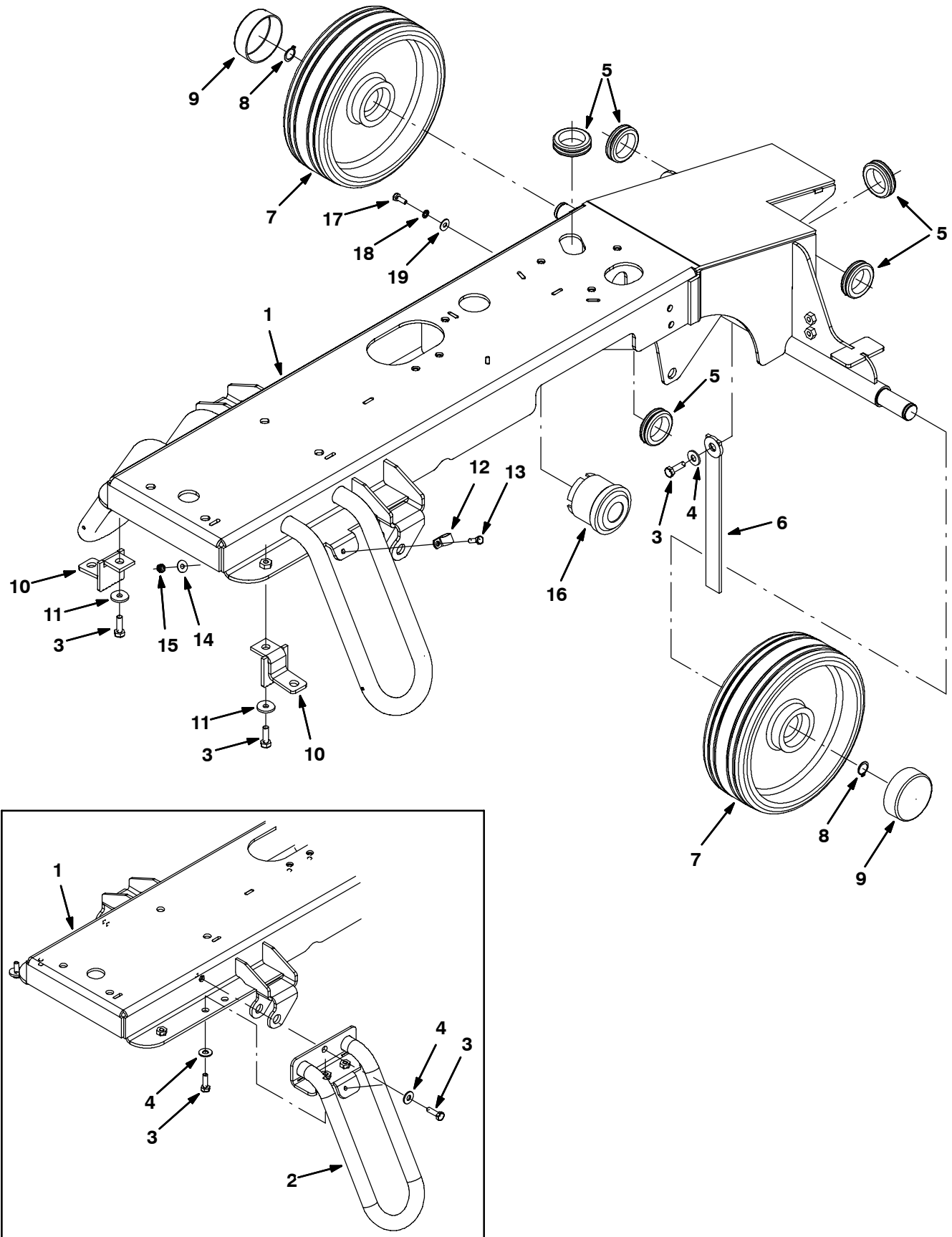


Fig. 3 - Main Frame Group, Disk Scrub Head

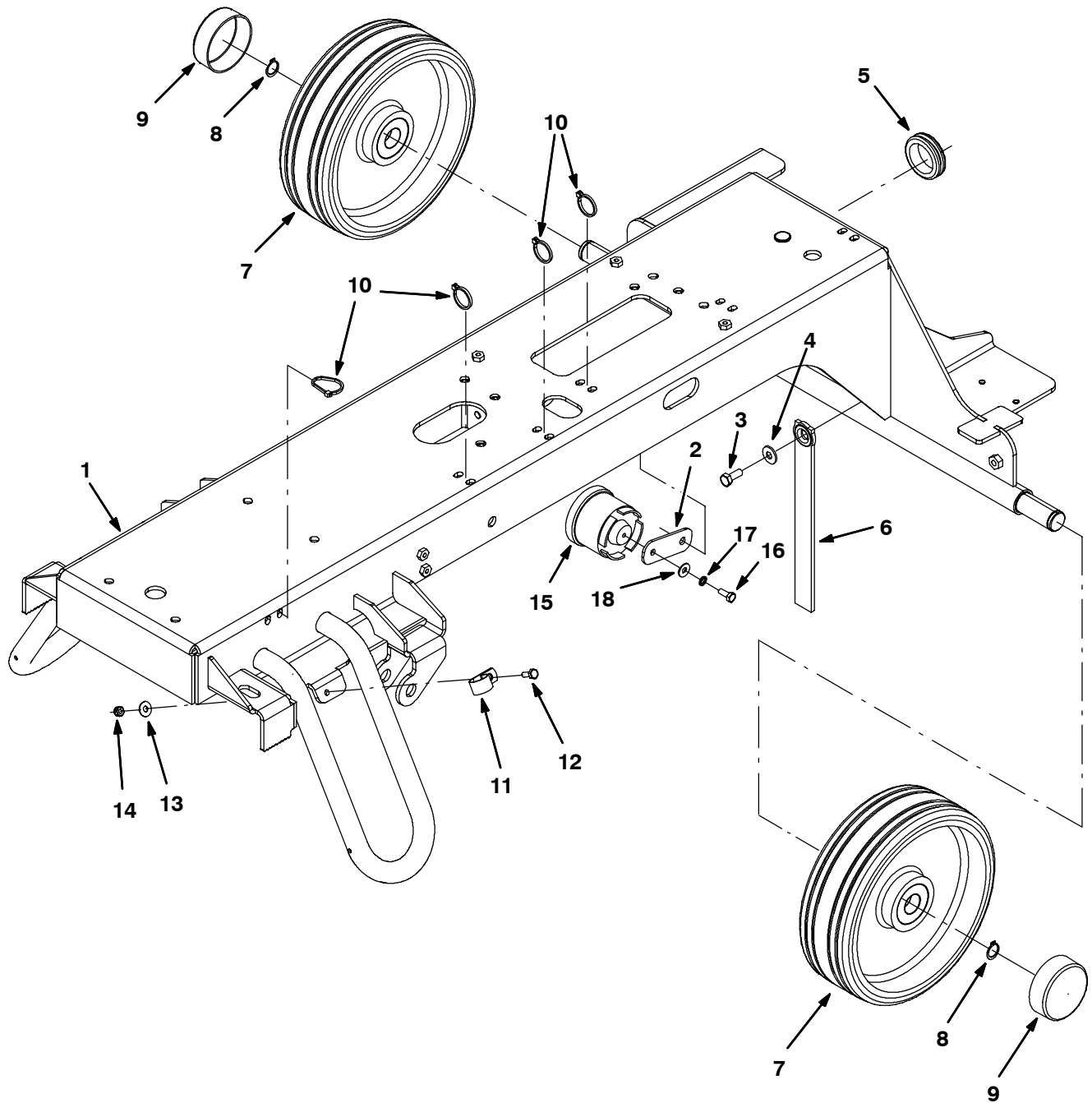
Ref.	Part No.	Description	Qty.
1	1054028	② Frame Wldt, Main, Disk [T7]	1
1	1010160	① Frame Wldt [T7] (Replaced By 1054028)	1
2	1010556	① Stabilizer Wldt (Replaced By 1054028)	2
3	09010	② Screw, Hex, M8 X 1.25 X 25, Ss	3
3	09010	① Screw, Hex, M8 X 1.25 X 25, Ss	9
4	01685	② Washer, Flat, 0.31 Ss	1
4	01685	① Washer, Flat, 0.31 Ss	7
5	10632-13	Grommet, Rbr, 1.50id, F/ 1.8h, .19matl	5
6	1014318	Strap, Static	1
7	1038560	Tire Assy, Solid, 250mmx80mm, 25mm Id	2
8	09005	Ring, Retaining, Ext, 1.00D, Basic	2
9	1016957	Cap, Vyl, 70mm Id X 25mm L	2
10	1017688	Bracket Wldt, Stand, Jack	2
11	1017218	Washer, Flat, 0.321b 1.00d .12, Ss	2
12	26395-1	Clamp, Cable, Stl, 0.56D X 0.38W, 1H	1
13	08716	Screw, Hex, M6 X 1.0 X 20, Ss	1
14	01684	Washer, Flat, 0.25 Ss	1
15	08712	Nut, Hex, Lock, M6 X 1.0, Ss, NI	1
16	1018505	Horn, 12-48vdc	1
17	15678	Screw, Hex, M6 X 1.0 X 16, Ss	1
18	07515	Washer, Lock, Int, .25, Ss	1
19	01684	Washer, Flat, 0.25 Ss	2

① Serial number (00000000-10441902)

② Serial number (10441903- )

# STANDARD PARTS

Fig. 4 - Main Frame Group, Cylindrical Scrub Head, 700 mm (28 in) (S/N 10448499- )



**Fig. 4 - Main Frame Group, Cylindrical Scrub Head, 700 mm (28 in) (S/N 10448499- )**

Ref.	Part No.	Description	Qty.
1	1054035	② Frame Wldt, Main [R14, T7 Cyl]	1
2	1025354	Plate, Mtg, Horn	1
3	09740	② Screw, Hex, M8 X 1.25 X 20, Ss	1
4	01685	② Washer, Flat, 0.31 Ss	1
5	10632-13	Grommet, Rbr, 1.50id, F/ 1.8h, .19matl	1
6	71579	Strap, Static, .19 1.1w 25.0l W/ Grommet	1
7	1038560	Tire Assy, Solid, 250mmx80mm, 25mm Id	2
8	09005	Ring, Retaining, Ext, 1.00D, Basic	2
9	1016957	Cap, Vyl, 70mm Id X 25mm L	2
10	49263	Tie, Cable, Nyl, 11.4l .19w 3.0 Max D	4
11	26395-1	Clamp, Cable, Stl, 0.56D X 0.38W, 1H	1
12	08716	Screw, Hex, M6 X 1.0 X 20, Ss	1
13	01684	Washer, Flat, 0.25 Ss	1
14	08712	Nut, Hex, Lock, M6 X 1.0, Ss, NI	1
15	1018505	Horn, 12-48vdc	1
16	15678	Screw, Hex, M6 X 1.0 X 16, Ss	1
17	07515	Washer, Lock, Int, .25, Ss	1
18	01684	Washer, Flat, 0.25 Ss	2

② Serial number (10448499- )

# STANDARD PARTS

Fig. 5 - Main Frame Group, Cylindrical Scrub Head, 800 mm (32 in) (S/N 10448499- )

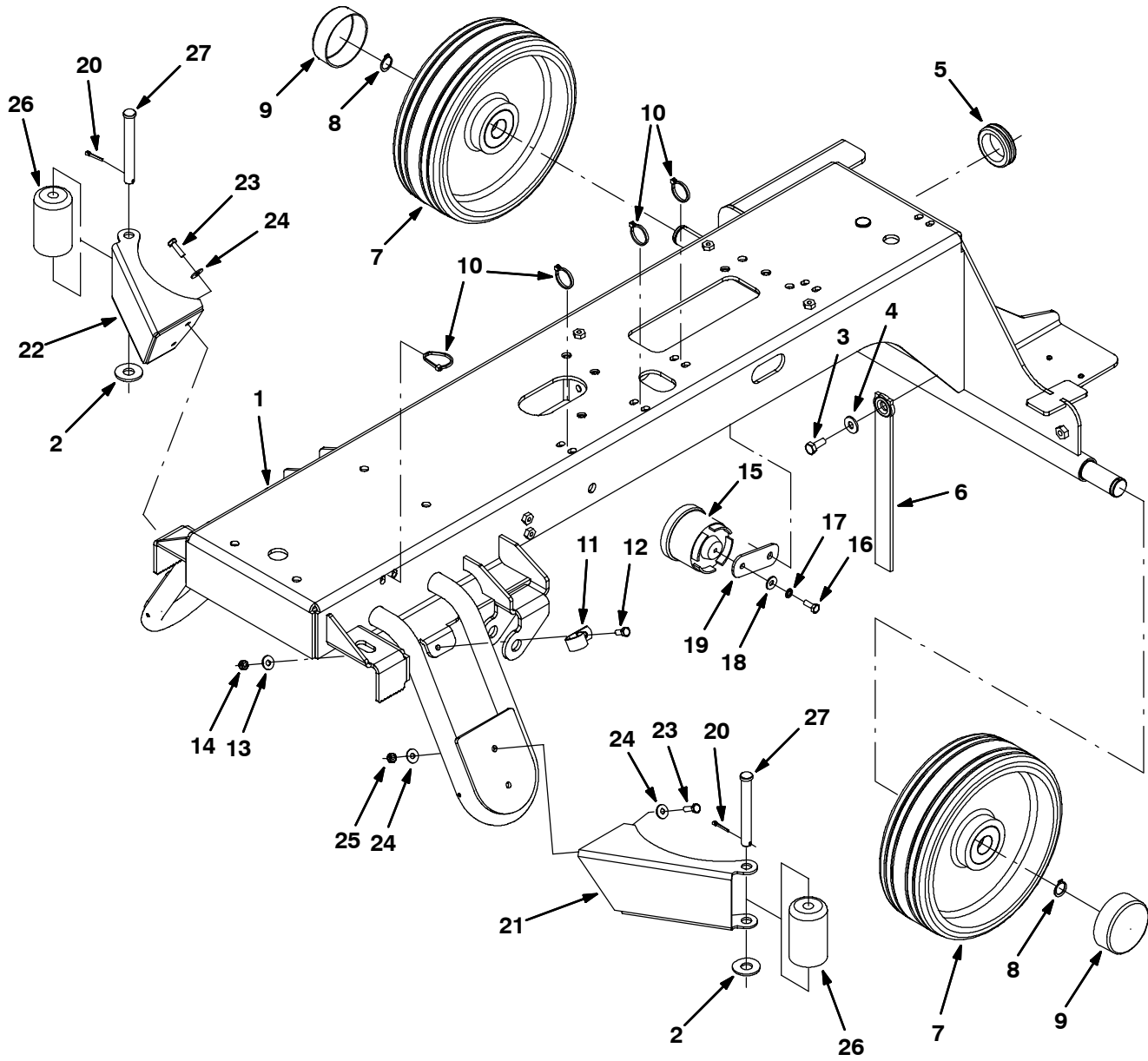


Fig. 5 - Main Frame Group, Cylindrical Scrub Head, 800 mm (32 in) (S/N 10448499- )

Ref.	Part No.	Description	Qty.
1	1056133	② Frame Wldt, Main, 80cm [R14, T7 Cyl]	1
2	41619	Washer, Flat, 0.56b 1.38d .11, Ss	2
3	09740	② Screw, Hex, M8 X 1.25 X 20, Ss	3
4	01685	② Washer, Flat, 0.31 Ss	1
5	10632-13	Grommet, Rbr, 1.50id, F/ 1.8h, .19matl	1
6	71579	Strap, Static, .19 1.1w 25.0l W/ Grommet	1
7	1038560	Tire Assy, Solid, 250mmx80mm, 25mm Id	2
8	09005	Ring, Retaining, Ext, 1.00D, Basic	2
9	1016957	Cap, Vyl, 70mm Id X 25mm L	2
10	49263	Tie, Cable, Nyl, 11.4l .19w 3.0 Max D	4
11	26395-1	Clamp, Cable, Stl, 0.56D X 0.38W, 1H	1
12	08716	Screw, Hex, M6 X 1.0 X 20, Ss	1
13	01684	Washer, Flat, 0.25 Ss	1
14	08712	Nut, Hex, Lock, M6 X 1.0, Ss, NI	1
15	1018505	Horn, 12-48vdc	1
16	15678	Screw, Hex, M6 X 1.0 X 16, Ss	1
17	07515	Washer, Lock, Int, .25, Ss	1
18	01684	Washer, Flat, 0.25 Ss	2
19	1025354	Plate, Mtg, Horn	1
20	08346	Pin, Cotter, .125 X 0.75	2
21	1033355	Bracket, Guard, Lh (800cyl. Scrubhead)	1
22	1032971	Bracket, Guard, Rh (800cyl. Scrubhead)	1
23	08716	Screw, Hex, M6 X 1.0 X 20, Ss	4
24	01684	Washer, Flat, 0.25, Ss	8
25	08712	Nut, Hex, Lock, M6 X 1.00, Ss, NI	4
26	222178	Roller, Pyu, 1.88d 0.53b 3.05l (800cyl. Scrubhead)	2
27	51528	Pin, Clevis, 0.50d X 4.00l	2

② Serial number (10448499- )

# STANDARD PARTS

Fig. 6 - Main Frame Group, Cylindrical Scrub Head (S/N 0000000-10448498)

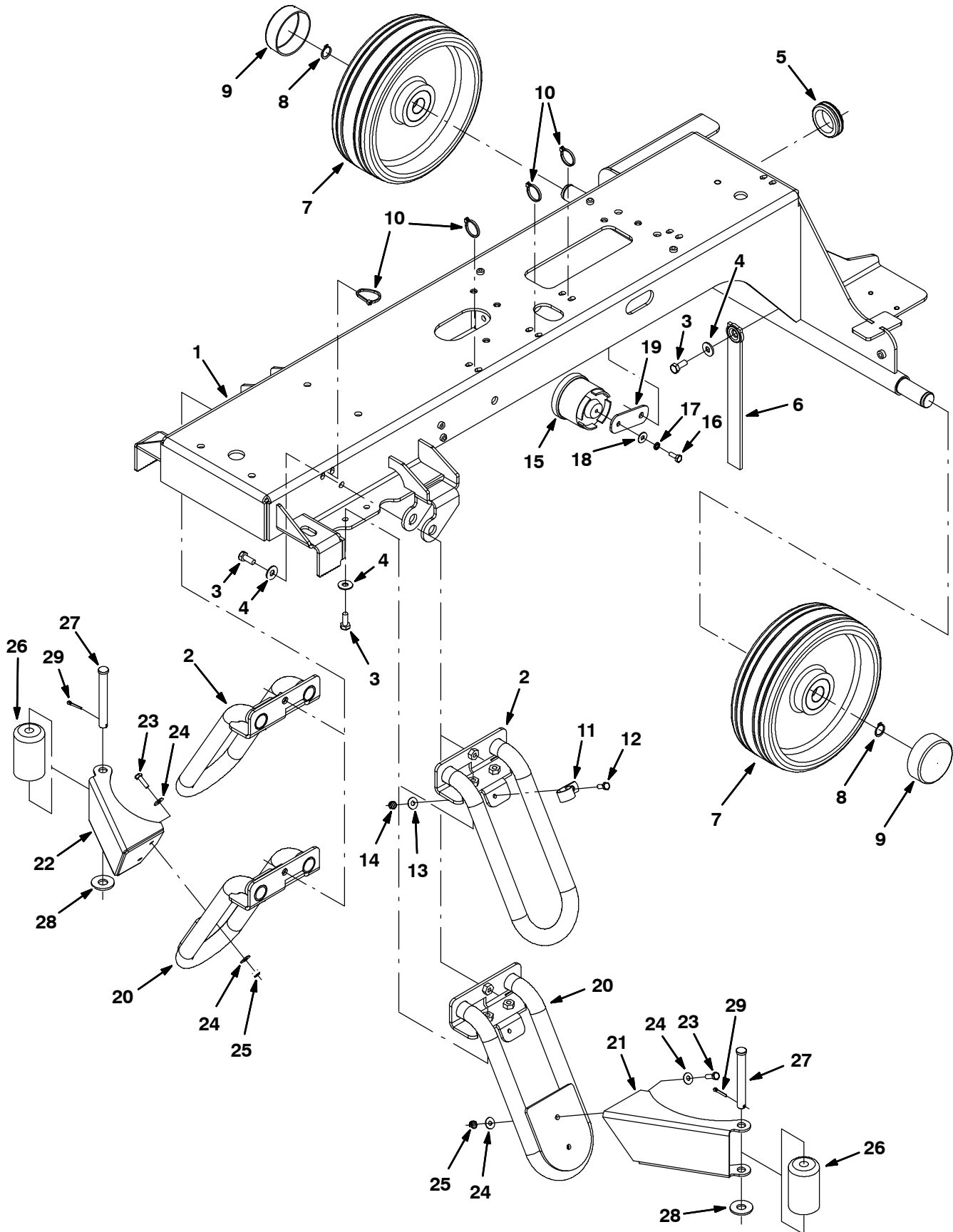


Fig. 6 - Main Frame Group, Cylindrical Scrub Head (S/N 00000000-10448498)

Ref.	Part No.	Description	Qty.
1	1023551	① Frame, Wldt (Replaced By 1054035 for 700 mm & 1056133 for 800 mm)	1
2	1025473	① Stabilizer Wldt (700cyl. Scrubhead) (Replaced By 1054035)	2
3	09740	① Screw, Hex, M8 X 1.25 X 20, Ss	7
4	01685	① Washer, Flat, 0.31 Ss	7
5	10632-13	Grommet, Rbr, 1.50id, F/ 1.8h, .19matl	1
6	71579	Strap, Static, .19 1.1w 25.0l W/ Grommet	1
7	1038560	Tire Assy, Solid, 250mmx80mm, 25mm Id	2
8	09005	Ring, Retaining, Ext, 1.00D, Basic	2
9	1016957	Cap, Vyl, 70mm Id X 25mm L	2
10	49263	Tie, Cable, Nyl, 11.4l .19w 3.0 Max D	4
11	26395-1	Clamp, Cable, Stl, 0.56D X 0.38W, 1H	1
12	08716	Screw, Hex, M6 X 1.0 X 20, Ss	1
13	01684	Washer, Flat, 0.25 Ss	1
14	08712	Nut, Hex, Lock, M6 X 1.0, Ss, NI	1
15	1018505	Horn, 12-48vdc	1
16	15678	Screw, Hex, M6 X 1.0 X 16, Ss	1
17	07515	Washer, Lock, Int, .25, Ss	1
18	01684	Washer, Flat, 0.25 Ss	2
19	1025354	Plate, Mtg, Horn	1
20	1032947	① Stabilizer Wldt, W/ Rlr (800cyl. Scrubhead) (Replaced By 1056133)	2
21	1033355	Bracket, Guard, Lh (800cyl. Scrubhead)	1
22	1032971	Bracket, Guard, Rh (800cyl. Scrubhead)	1
23	08716	Screw, Hex, M6 X 1.0 X 20, Ss (800cyl. Scrubhead)	4
24	01684	Washer, Flat, 0.25, Ss (800cyl. Scrubhead)	8
25	08712	Nut, Hex, Lock, M6 X 1.00, Ss, NI (800cyl. Scrubhead)	4
26	222178	Roller, Pyu, 1.88d 0.53b 3.05l (800cyl. Scrubhead)	2
27	51528	Pin, Clevis, 0.50d X 4.00l (800cyl. Scrubhead)	2
28	41619	Washer, Flat, 0.56b 1.38d .11, Ss (800cyl. Scrubhead)	2
29	08346	Pin, Cotter, .125 X 0.75 (800cyl. Scrubhead)	2

① Serial number (00000000-10448498)



Fig. 7 - Seat Group

Ref.	Part No.	Description	Qty.
1	1015406	Plate, Seat, W/ Label	1
2	1038062	③ Holder Kit, Cup, Assy [T7]	1
3	1038062	④ Holder Kit, Cup, Assy [T7]	1
4	1025867	⑤ Holder, Cup, Blk [T7]	1
5	1038081	⑤ Holder, Cup, Brkt, Blk, [T7]	1
6	1016435	Washer, Flat, 0.52b 0.75d .06, Stl, Blk	4
7	01685	Washer, Flat, 0.31 Ss	2
8	08709	Nut, Hex, Lock, M8 X 1.25, NI	2
9	9005082	⑥ Seat Kit, Std, Replmt	1
9	1048932	⑦ Seat, Std [Michigan, Model V-2505]	1
10	223078	⑥ Switch, Seat, No [Delta 6500]	1
11	1017054	Rail, Adj, Slide, Seat, 11.5l, W/ Latch	1
12	1017053	Rail, Adj, Slide, Seat, 11.5l	1
13	25537	⑥ Screw, Pan, Phl, .31-18 X 0.75, G2	4
14	69461	⑥ Washer, Flat, 0.38b 0.88d .12, Stl, PI	8
15	32491	Washer, Flat, 0.31 Std	4
16	01760	Nut, Hex, Lock, .31-18, NI, Thin	4
17	46236	Clamp, Cable, Stl, 0.25D X 0.56W, 1H	1
18	1016000	Plate, Stop, Seat	1
19	1017699	Sleeve, P/M, 0.437d 0.318b 0.57l 430ss	1
20	10928	Spring, Tors, 0.49id .05wir 05.0coil	1
21	1018151	Washer, Flat, 0.44b 0.88d .06, Nyl	1
22	09023	Screw, Hex, M8 X 1.25 X 35, Ss, FI	1
23	01685	Washer, Flat, 0.31 Ss	2
24	08713	Nut, Hex, Lock, M8 X 1.25, NI, Ss	1
25	223330	① Harness, Switch, Seat, [7200]	1
25	391951	② Harness, Seat, [ T7/Ssr ]	1
26	1020170	Molding, Afmkt, Trim, Pvc, .08-.11, 2ft	1
27	9003039	Cover, Box, Battery, Afmkt, Spruce[Ssr]	1
28	09740	Screw, Hex, M8 X 1.25 X 20, Ss	2
29	1017218	Washer, Flat, 0.321b 1.00d .12, Ss	2
30	1014169	Box, Holder, Trimmed, Nobles [Fast]	1
31	1016553	Seal, Rbr	2
32	1048955	⑦ Switch, Seat, No [Delta 6440-04]	1
33	49177	⑦ Screw, Pan, Phl, .31-18 X 1.00, G2	4
34	1051052	⑦ Spacer, Rnd, .38b .88d .38l	4
35	69461	⑦ Washer, Flat, 0.38b 0.88d .12, Stl, PI	4
36	1046428	Seal, Afmkt, Rbr, Clsd, Adh, 02ft (ec-H2O Model)	1

① Serial number (00000000-10236151)

② Serial number (10236152- )

③ Serial number (00000000-10226853)

④ Serial number (10226854-10382115)

⑤ Serial number (10382116- )

⑥ Serial number (00000000-10400496)

⑦ Serial number (10400497- )



Fig. 8 - Steering Group

Ref.	Part No.	Description	Qty.
1	1018561	Support Wldt, Steering	1
2	04417	Screw, Hex, M10 X 1.5 X 60, Ss	4
3	01686	Washer, Flat, 0.44b 1.00 .08, Ss	4
4	69234	Clamp, Cable, Stl, 1.00d X 0.62w, 1h	3
5	39349	Washer, Flat, 0.31 Sae	3
6	08709	Nut, Hex, Lock, M8 X 1.25, NI	3
7	1040295	Joint, U, 0.75id	1
8	46820	Screw, Set, .31-18 X 0.38, NI	4
9	00912	Key, Sq, 0.19 X 0.19, 1.00l	1
10	223065	Bearing, Flng, 2-Hole, 0.75b [Nyl]	1
11	09740	Screw, Hex, M8 X 1.25 X 20, Ss	2
12	1013164	Shaft, Steering, Wheel	1
13	1012002	Wheel, Steering, 300mm	1
14	1019706	Cap, Steering Wheel	1
15	1014328	Key, Sq, 05mm X 05mm, 25l	1
16	64154	Washer, Flat, 0.53b 1.12d .11, Stl, Pl	1
17	08711	Nut, Hex, Lock, M12 X 1.75, NI	1
18	1012437	Bellows, Shaft, Steering	1
19	41142	Washer, Lock, Int-ext, 0.38	1

Fig. 9 - Instrument Panel Group

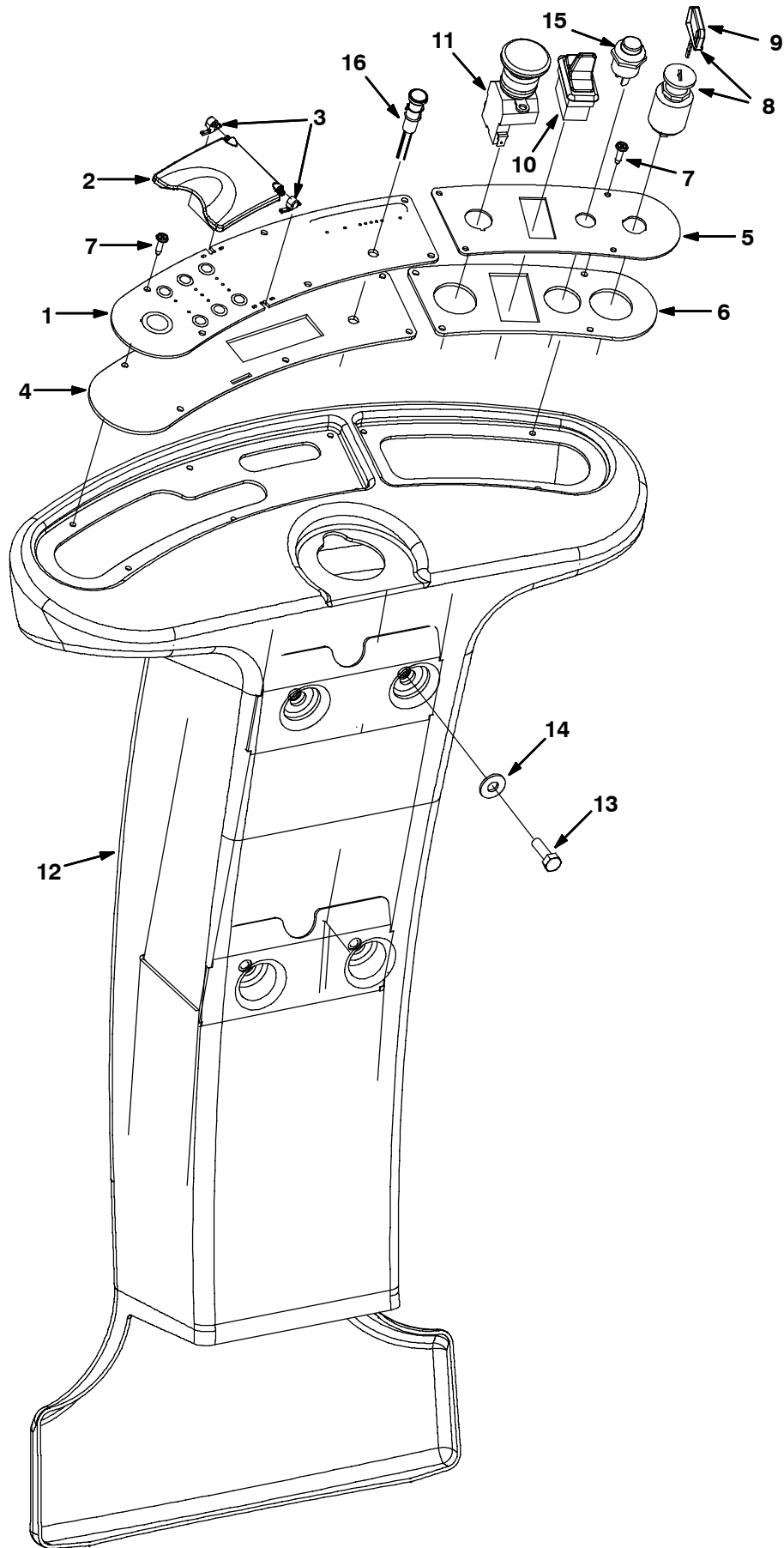


Fig. 9 - Instrument Panel Group

Ref.	Part No.	Description	Qty.
1	1012068	Panel, Instmt, Lh	1
1	1050592	Panel, Instmt, Lh [Ec-H2o]	1
2	1012197	Cover, Panl, Instmt	1
3	1011952	Block, Pivot, Cover	2
4	1052607	Gasket, Panl, Instmt, Lh, .13, Foam, Adh	1
5	1046313	② Panel, Instmt, Rh	1
5	9004968	① Switch Kit, Key, [T7/Ssr/R14/Strv Rdr]	1
6	1014080	Gasket, Panl, Instmt, Rh	1
7	72969	Rivet, Plstc, .181d X 0.720	10
▽	8	② Switch, Key	1
▲	9	② Key Set, Replmt [F/ Keyswitch 1011402]	1
▽	8	① Switch Kit, Key, [T7/Ssr/R14/Strv Rdr]	1
▲	9	① Key, Ignition	1
10	1013763	Switch, Rocker, 24vdc Spst, Paddle	1
11	1011735	Switch, Safety, Shutoff	1
12	1017924	Column, Steering, W/Label [Nobles]	1
12	9006220	Column, Steering, W/ Label [Ssr Ech2o]	1
13	09010	Screw, Hex, M8 X 1.25 X 25, Ss	4
14	01685	Washer, Flat, 0.31 Ss	4
15	1014832	Switch, Horn	1
16	1041822	Light, Led, .312d, 2 Volt [Tri-Color] (ec-H2O Model)	1

① Serial number (00000000-10403818)

② Serial number (10403819- )

Fig. 10 - Front Drive Wheel Group

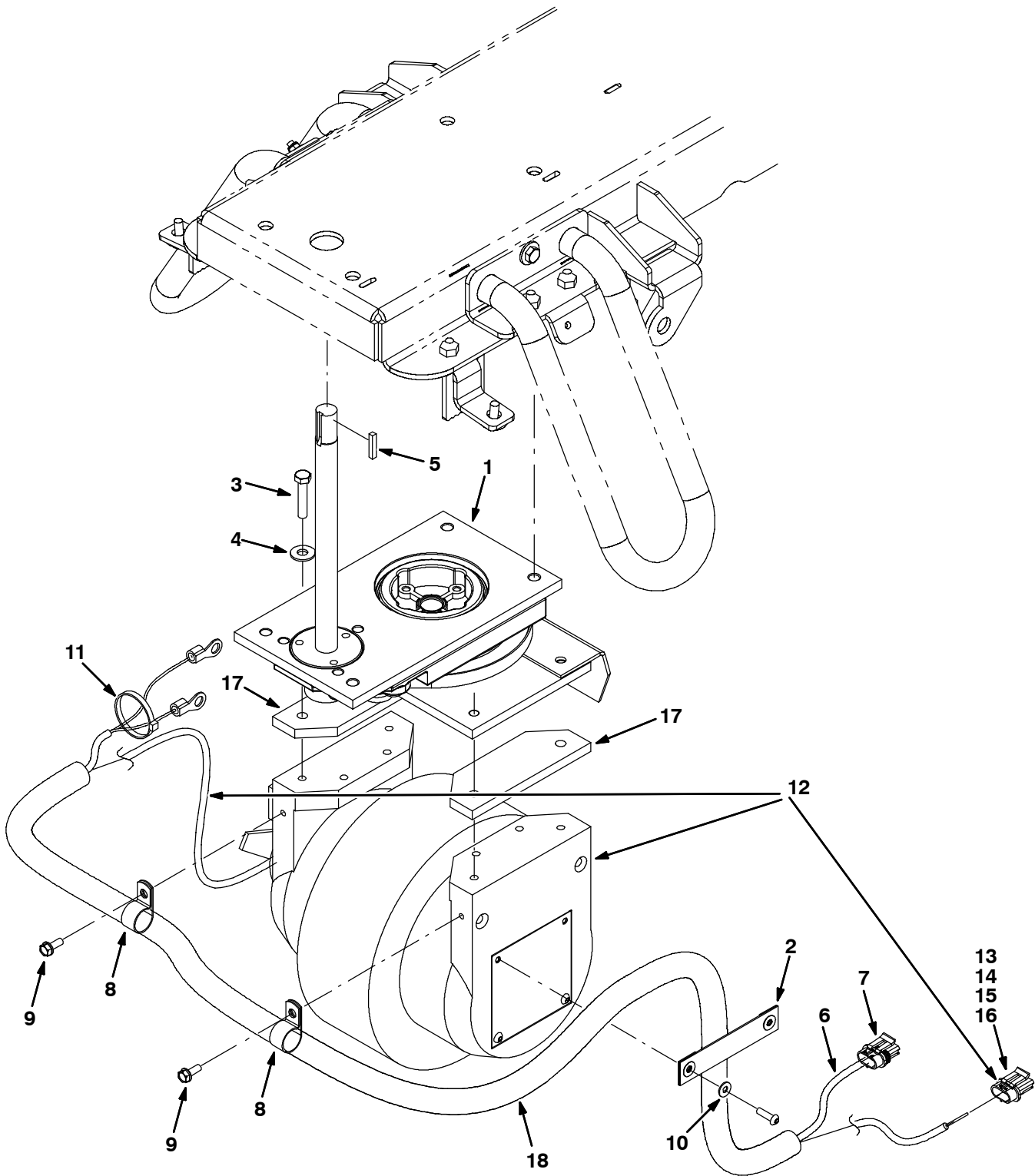


Fig. 10 - Front Drive Wheel Group

Ref.	Part No.	Description	Qty.	
1	1019724	Steer-Control Assy, Wheel Drive (See Breakdown)	1	
2	1019224	Strap, Nyl	1	
3	09010	Screw, Hex, M8 X 1.25 X 25, Ss (Disk Brush)	4	
3	09026	Screw, Hex, M8 X 1.25 X 40, Ss (Cylindrical Brush)	4	
4	01685	Washer, Flat, 0.31 Ss	4	
5	00912	Key, Sq, 0.19 X 0.19, 1.00l	1	
▽	6	391914	Harness, Motor, #10-2, 48.0 L, [T7]	1
▲	7	1047186	Connector, Fem, 3 Recept [Mp630]	1
8	40678-1	Clamp, Cable, Stl, 0.88d X 0.62w, 1h	2	
9	361339	Screw, Hex, M6 X 1.0 X 16, Fmg	2	
10	19066	Washer, Flat, #10	2	
11	49263	Tie, Cable, Nyl, 11.4l .19w 3.0 Max D	4	
▽	12	9001642	Gearbox Kit, Wheel, 250Mm W/Connector (See Breakdown)	1
▲	13	78950	Connector, Fem, 2cav	2
▲	14	78952	Lock, Secondary, M/F 2cav	2
▲	15	25837	Terminal, Fem, 20/22ga	2
▲	16	25830	Seal, Wire, 14ga	2
17	1028873	Plate, Spacer, Drive (Cylindrical Brush)	2	
18	1015761	Sleeve, Afmkt, Nyl, #13, 3ft	1	

Fig. 11 - Brake Pedal and Accelerator Pedal Group

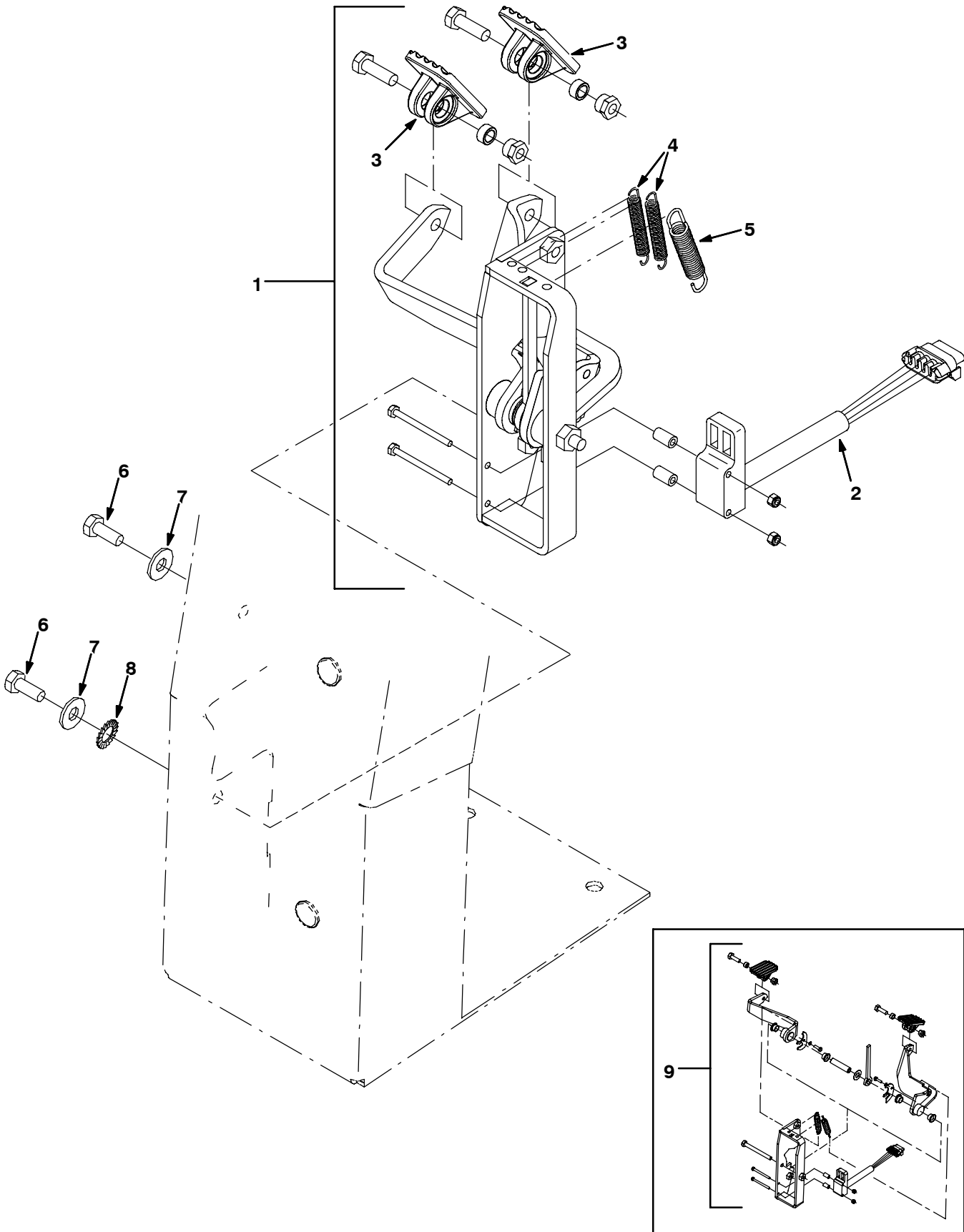


Fig. 11 - Brake Pedal and Accelerator Pedal Group

	Ref.	Part No.	Description	Qty.
▽	1	1037142	② Pedal Assy, Accelerator, Brake [T7, Ssr]	1
▲	2	1011562	② Sensor, Position [Hall]	1
▲	3	1014548	② Pedal, Rest, Foot	2
▲	4	1037141	② Spring Kit, Ext. 1pc = 2 Springs	2
▲	5	1031716	② Spring, Extn, 0.50od 0.07wir 03.0l	1
	6	09740	Screw, Hex, M8 X 1.25 X 20, Ss	2
	7	01685	Washer, Flat, 0.38b 0.88d .08, Ss	2
	8	41141	Washer, Lock, Int-Ext, 0.31	1
	9	1037142	① Pedal Assy, Accelerator, Brake [T7, Ssr]	1

① Serial number (00000000-10327781)

② Serial number (10327782- )

Fig. 12 - Disk Scrub Head Lift Group

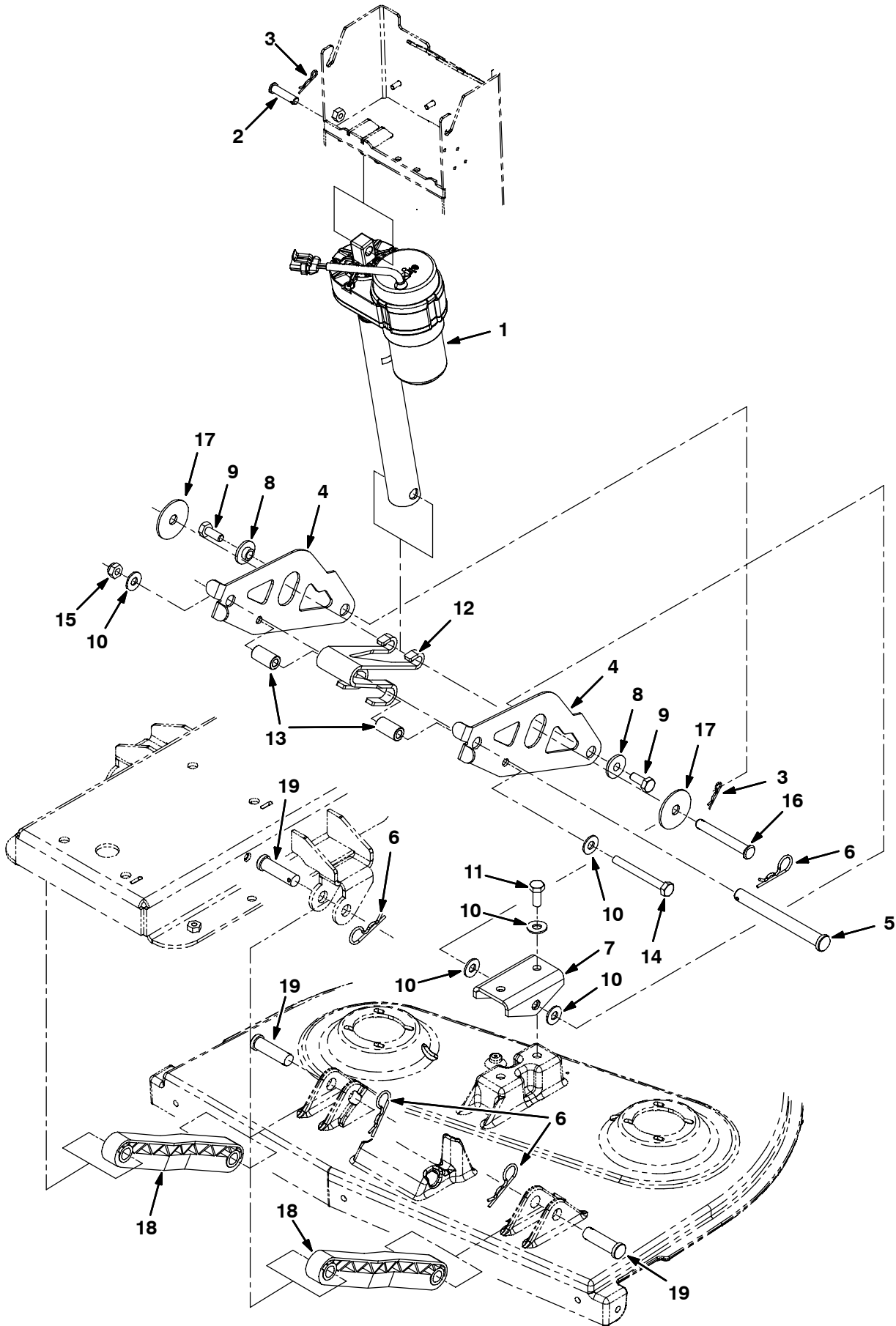


Fig. 12 - Disk Scrub Head Lift Group

Ref.	Part No.	Description	Qty.
1	1056622	Actuator, 24vdc, 04.5strk, 0600lb	1
2	1009356	Pin, Clevis , 10mm X 40l	1
3	86866	Pin, Hair Cotter, 0.38 D .072 Wir	2
4	1013278	Plate, Arm, Cntr, Lift, Scb Head	2
5	1010401	Pin, Clevis, 16d X 150l	1
6	02942	Pin, Hair Cotter, 0.62 D .120 Wir	5
7	1014076	Bracket, Lift	1
8	363087	Bushing, FIng, 0.44b 1.25d 0.25l	2
9	09770	Screw, Hex, M10 X 1.5 X 25, Ss, NI	2
10	01686	Washer, Flat, 0.44b 1.00 .08, Ss	6
11	09028	Screw, Hex, M10 X 1.5 X 25, Ss	2
12	1015413	Spring, Lift, Head, Scb	1
13	1013281	Sleeve, P/M, 18.5d 10.5b 34l 430 Ss	2
14	09746	Screw, Hex, M10 X 1.5 X 90, Ss	1
15	08714	Nut, Hex, Lock, M10 X 1.5, NI, Ss	1
16	1013356	Pin, Clevis, 12mm D X 90mm L	1
17	57048	Washer, Flat, 0.53b 2.13d .11, Stl, Pl	2
18	222027	Arm, Lift, Head	2
19	222210	Pin, Clevis, 0.62 D X 2.12l	4

# STANDARD PARTS

Fig. 13 - Disk Scrub Head Drive Motor Group, 650 mm (26 in)

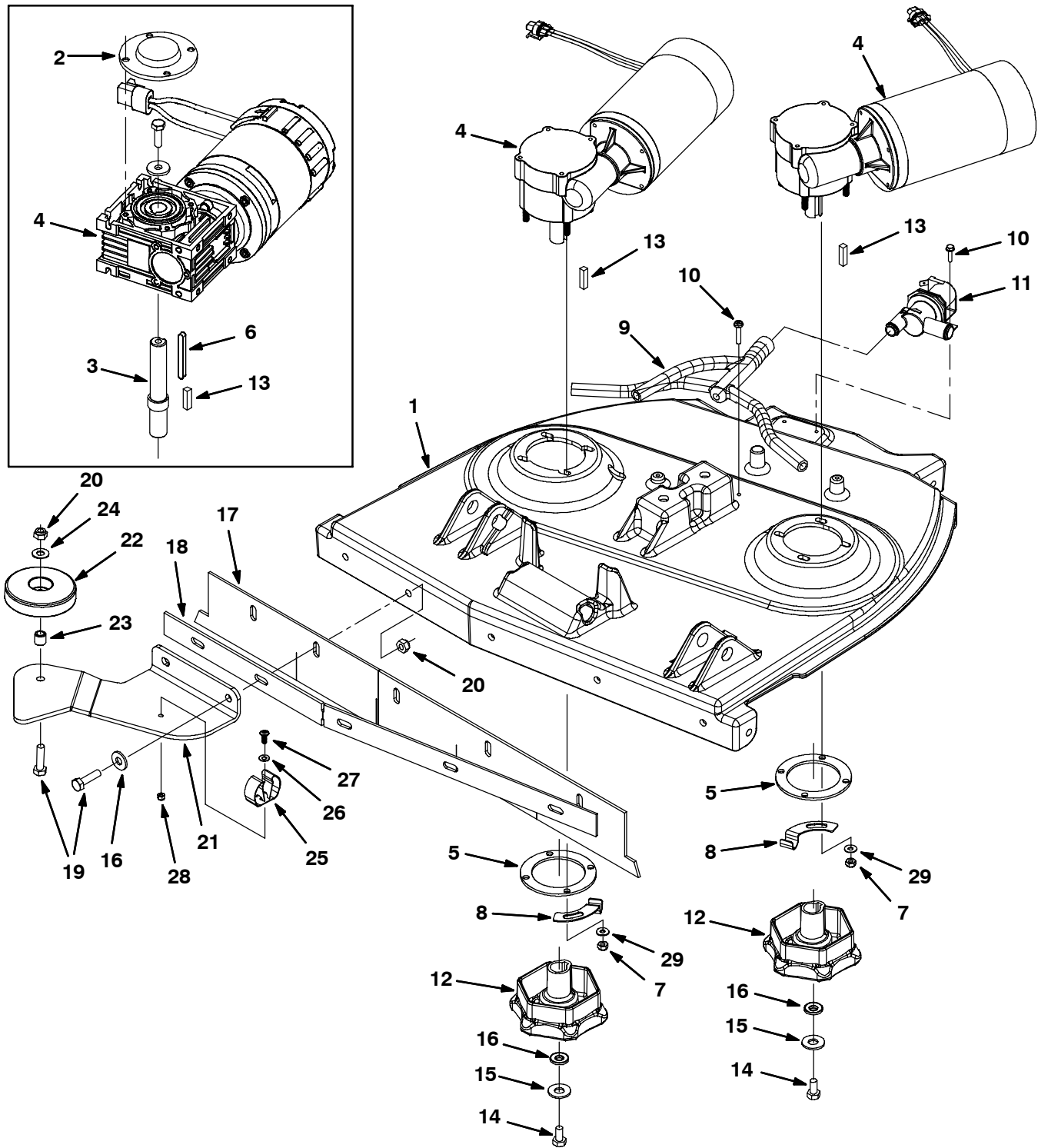


Fig. 13 - Disk Scrub Head Drive Motor Group, 650 mm (26 in)

Ref.	Part No.	Description	Qty.
1	1013560	Head, Scb, 650mm	1
2	1017553	① Cap, Motor	2
3	1008758	① Shaft, Drive, Brush	2
▽	4	② Motor, Ele, 24 Vdc 0285rpm	2
▲	1048888	② Vr, Brush Kit, Motor, 1048884	1
▽	4	① Motor, Ele, 24 Vdc 0285rpm	2
▲	372878	① Brush Kit, Motor, Ele	1
▲	372879	① Hook, Safety	1
▲	372880	① Cover, Brush, Ele Motor	1
5	1013821	Plate, Sppt	2
6	1014303	① Key, Sq, 06mm X 06mm, 60mm L	2
7	08712	Nut, Hex, Lock, M6 X 1.0, Ss, NI	8
8	1052298	Bracket, Support, Hose [T7] (ec-H2O Model)	2
9	1014228	Manifold, Soltn, 650mm	1
10	1016520	Screw, Hex, M4 X 0.7 16 Fmg, Ss	3
11	1013599	Valve, Water, Solenoid, 24vdc, 10bm/10bm	1
12	377367	Hub, Drive, Brush, Disk, 0.75b 6t	2
13	00928	Key, Sq, 0.25 X 0.25, 1.00l	2
14	15675	Screw, Hex, M8 X 1.25 X 16, Ss	2
15	41186	Washer, Belleville, .31	2
16	01685	Washer, Flat, 0.31 Ss	7
17	1013531	Skirt, Spray, 650mm	1
18	1013532	Retainer, Skirt, 650mm	1
19	09011	Screw, Hex, M8 X 1.25 X 30, Ss	6
20	08713	Nut, Hex, Lock, M8 X 1.25, NI, Ss	6
21	1052198	Bracket, Wheel, Guide 650mm	1
22	1010560	Wheel, Bumper, 80d X 25w, Non-Marking	1
23	222460	Sleeve, P/, 0.49D 0.318B 0.50L 430Ss	1
24	140027	Washer, Flat, 0.35b 0.75d .04, Ss	1
25	1014295	Clip, Grip, Hose, 0.75-1.12, Stl,Blk Vyl (ec-H2O Model)	1
26	140011	Washer, Flat, 0.21b 0.45d .03, Ss (ec-H2O Model)	1
27	607006	Screw, Trs, M4 X 0.70 X 12, Phl, PI (ec-H2O Model)	1
28	33932	Nut, Hex, Lock, M4 X 0.70, NI, Ss (ec-H2O Model)	1
29	01684	Washer, Flat, 0.27b 0.69d .05, Ss (ec-H2O Model)	2

① Serial number (00000000-10409227)

② Serial number (10409228- )

# STANDARD PARTS

Fig. 14 - Disk Scrub Head Drive Motor Group, 800 mm (32 in)

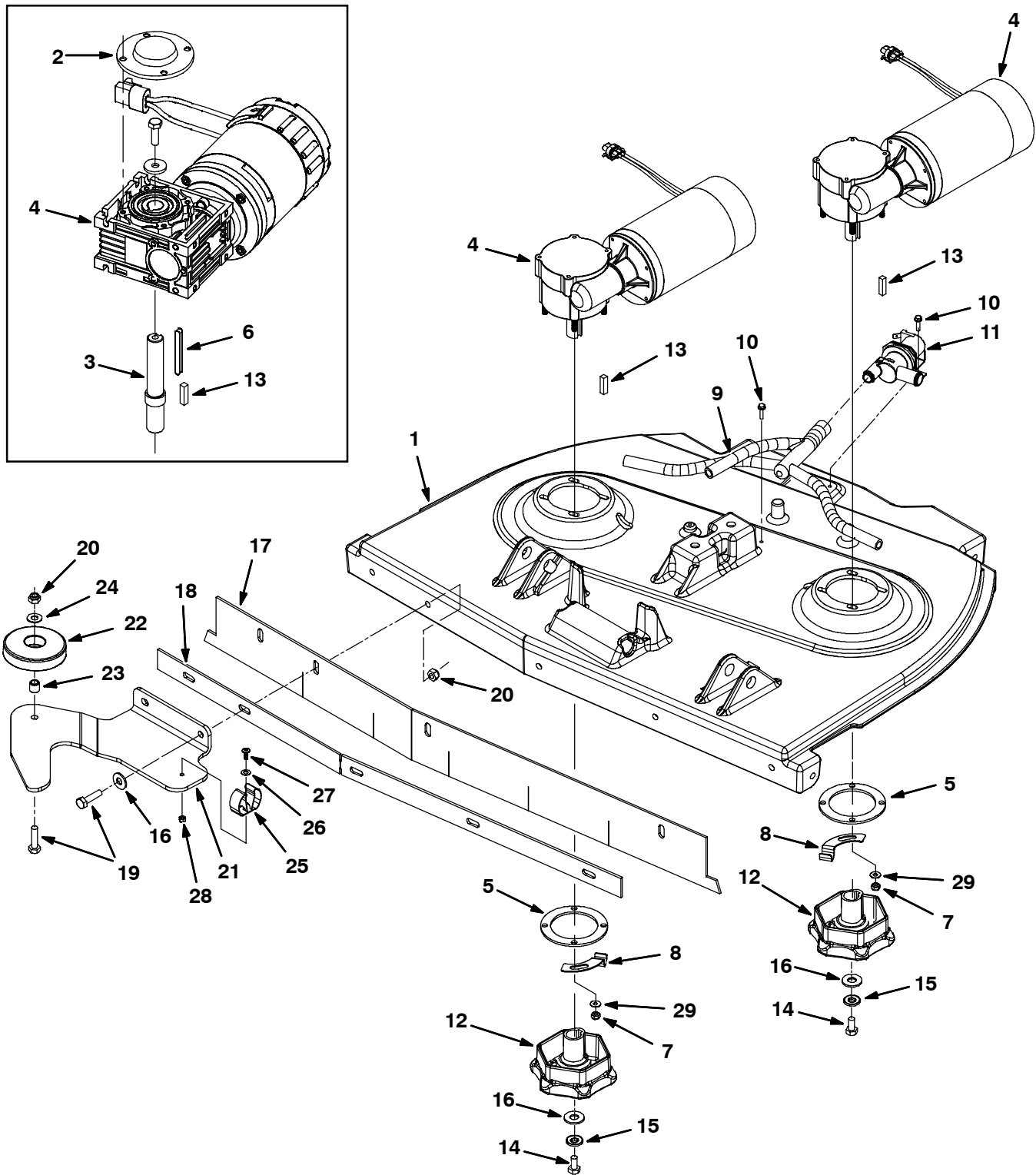


Fig. 14 - Disk Scrub Head Drive Motor Group, 800 mm (32 in)

Ref.	Part No.	Description	Qty.
1	1012630	Head, Scb, 800mm	1
2	1017553	① Cap, Motor	2
3	1008758	① Shaft, Drive, Brush	2
▽	4	② Motor, Ele, 24 Vdc 0285rpm	2
▲	1048888	② Vr, Brush Kit, Motor, 1048884	1
▽	4	① Motor, Ele, 24 Vdc 0285rpm	2
▲	372878	① Brush Kit, Motor, Ele	1
▲	372879	① Hook, Safety	1
▲	372880	① Cover, Brush, Ele Motor	1
5	1013821	Plate, Sppt	2
6	1014303	① Key, Sq, 06mm X 06mm, 60mm L	2
7	08712	Nut, Hex, Lock, M6 X 1.0, Ss, NI	8
8	1052298	Bracket, Support, Hose [T7] (ec-H2O Model)	2
9	1014776	Manifold, Soltn, 800mm	1
10	1016520	Screw, Hex, M4 X 0.7 16 Fmg, Ss	3
11	1013599	Valve, Water, Solenoid, 24vdc, 10bm/10bm	1
12	377367	Hub, Drive, Brush, Disk, 0.75b 6t	2
13	00928	Key, Sq, 0.25 X 0.25, 1.00l	2
14	15675	Screw, Hex, M8 X 1.25 X 16, Ss	2
15	41186	Washer, Belleville, .31	2
16	01685	Washer, Flat, 0.31 Ss	7
17	1011376	Skirt, Spray, 800mm	1
18	1012359	Retainer, Skirt, 800mm	1
19	09011	Screw, Hex, M8 X 1.25 X 30, Ss	6
20	08713	Nut, Hex, Lock, M8 X 1.25, NI, Ss	6
21	1052393	Bracket, Wheel, Guide	1
22	1010560	Wheel, Bumper, 80d X 25w, Non-Marking	1
23	222460	Sleeve, P/, 0.49D 0.318B 0.50L 430Ss	1
24	140027	Washer, Flat, 0.35b 0.75d .04, Ss	1
25	1014295	Clip, Grip, Hose, 0.75-1.12, Stl,Blk Vyl (ec-H2O Model)	1
26	140011	Washer, Flat, 0.21b 0.45d .03, Ss (ec-H2O Model)	1
27	607006	Screw, Trs, M4 X 0.70 X 12, Phl, PI (ec-H2O Model)	1
28	33932	Nut, Hex, Lock, M4 X 0.70, NI, Ss (ec-H2O Model)	1
29	01684	Washer, Flat, 0.27b 0.69d .05, Ss (ec-H2O Model)	2

① Serial number (00000000-10409227)

② Serial number (10409228- )

Fig. 15 - Disk Scrub Head Side Squeegee Group, Right

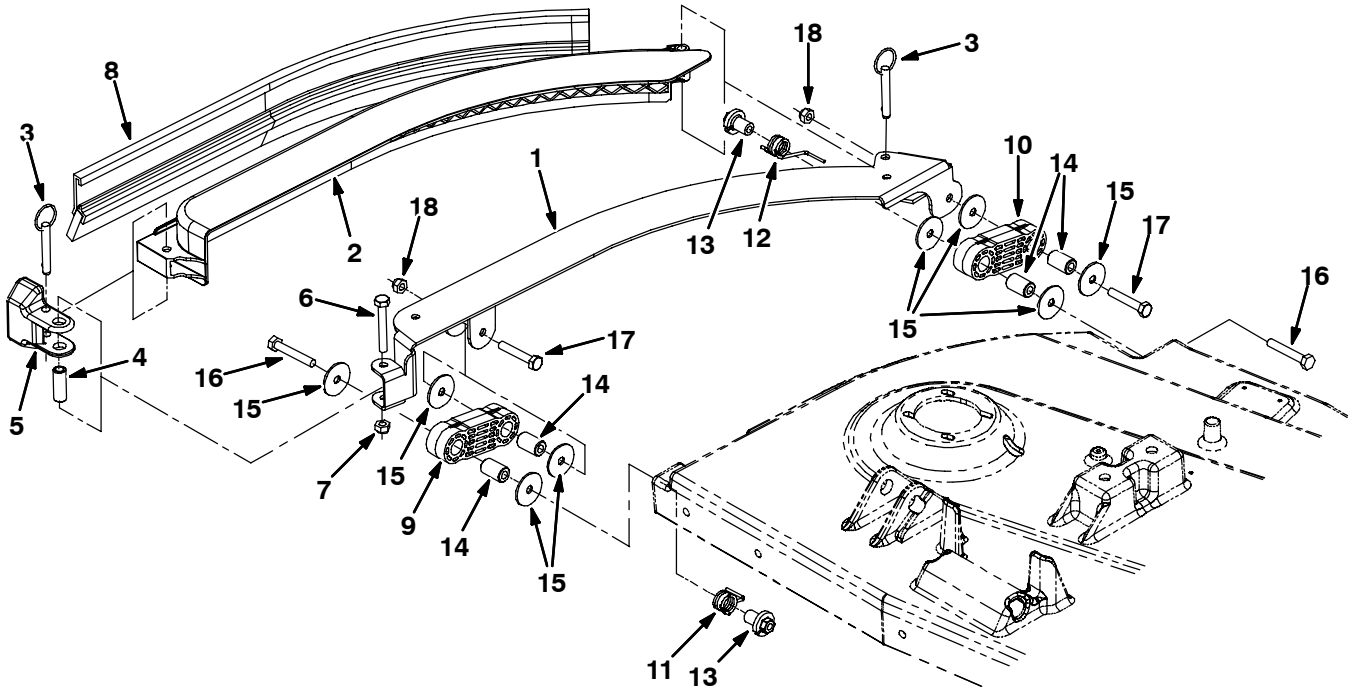


Fig. 15 - Disk Scrub Head Side Squeegee Group, Right

Ref.	Part No.	Description	Qty.
1	1017910	Support Wldt, Sqge, Rh	1
2	1017832	Retainer, Sqge, Rh	1
3	1015989	Pin, Hitch, .312d X 1.62l	2
4	1017495	Sleeve, P/M, 0.496d 0.318b 1.375 Ss	1
5	1017462	Block, Guard	1
6	222504	Screw, Hex, M8 X 1.25 X 55, Ss	1
7	08713	Nut, Hex, Lock, M8 X 1.25, NI, Ss	1
8	86859	Assy.Sqge, Side [Linatex]	1
9	1010876	Link, Sqge	1
10	1017785	Link, Sqge	1
11	1011344	Spring, Tors	1
12	1011334	Spring, Tors	1
13	1011317	Retainer, Spring	2
14	1011717	Sleeve, P/M, 0.625d 0.318b 1.00 L 430ss	4
15	1011719	Washer, Flat, 0.33b 1.38d .075, Ss	8
16	49694	Screw, Hex, M8 X 1.25 X 50, Ss	2
17	222505	Screw, Hex, M8 X 1.25 X 45, Ss	2
18	08713	Nut, Hex, Lock, M8 X 1.25, NI, Ss	2

Fig. 16 - Disk Scrub Head Side Squeegee Group, Left

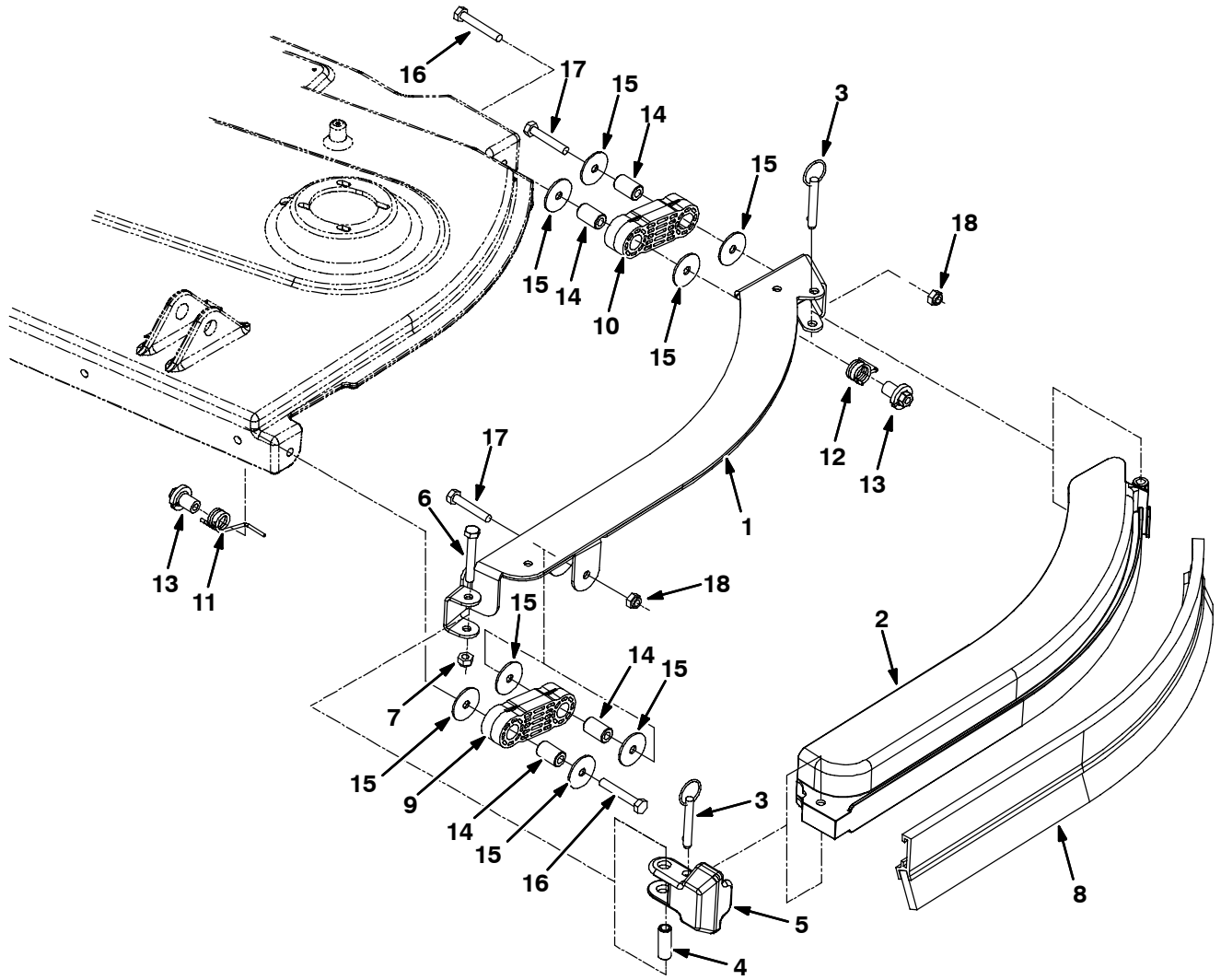


Fig. 16 - Disk Scrub Head Side Squeegee Group, Left

Ref.	Part No.	Description	Qty.
1	1017534	Support Wldt, Sqge, Lh	1
2	1017653	Retainer, Sqge, Lh	1
3	1015989	Pin, Hitch, .312d X 1.62l	2
4	1017495	Sleeve, P/M, 0.496d 0.318b 1.375 Ss	1
5	1017462	Block, Guard	1
6	222504	Screw, Hex, M8 X 1.25 X 55, Ss	1
7	08713	Nut, Hex, Lock, M8 X 1.25, NI, Ss	1
8	86859	Assy.Sqge, Side [Linatex]	1
9	1010876	Link, Sqge	1
10	1017785	Link, Sqge	1
11	1011344	Spring, Tors	1
12	1011334	Spring, Tors	1
13	1011317	Retainer, Spring	2
14	1011717	Sleeve, P/M, 0.625d 0.318b 1.00 L 430ss	4
15	1011719	Washer, Flat, 0.33b 1.38d .075, Ss	8
16	49694	Screw, Hex, M8 X 1.25 X 50, Ss	2
17	222505	Screw, Hex, M8 X 1.25 X 45, Ss	2
18	08713	Nut, Hex, Lock, M8 X 1.25, NI, Ss	2

Fig. 17 - Cylindrical Scrub Head Lift Group

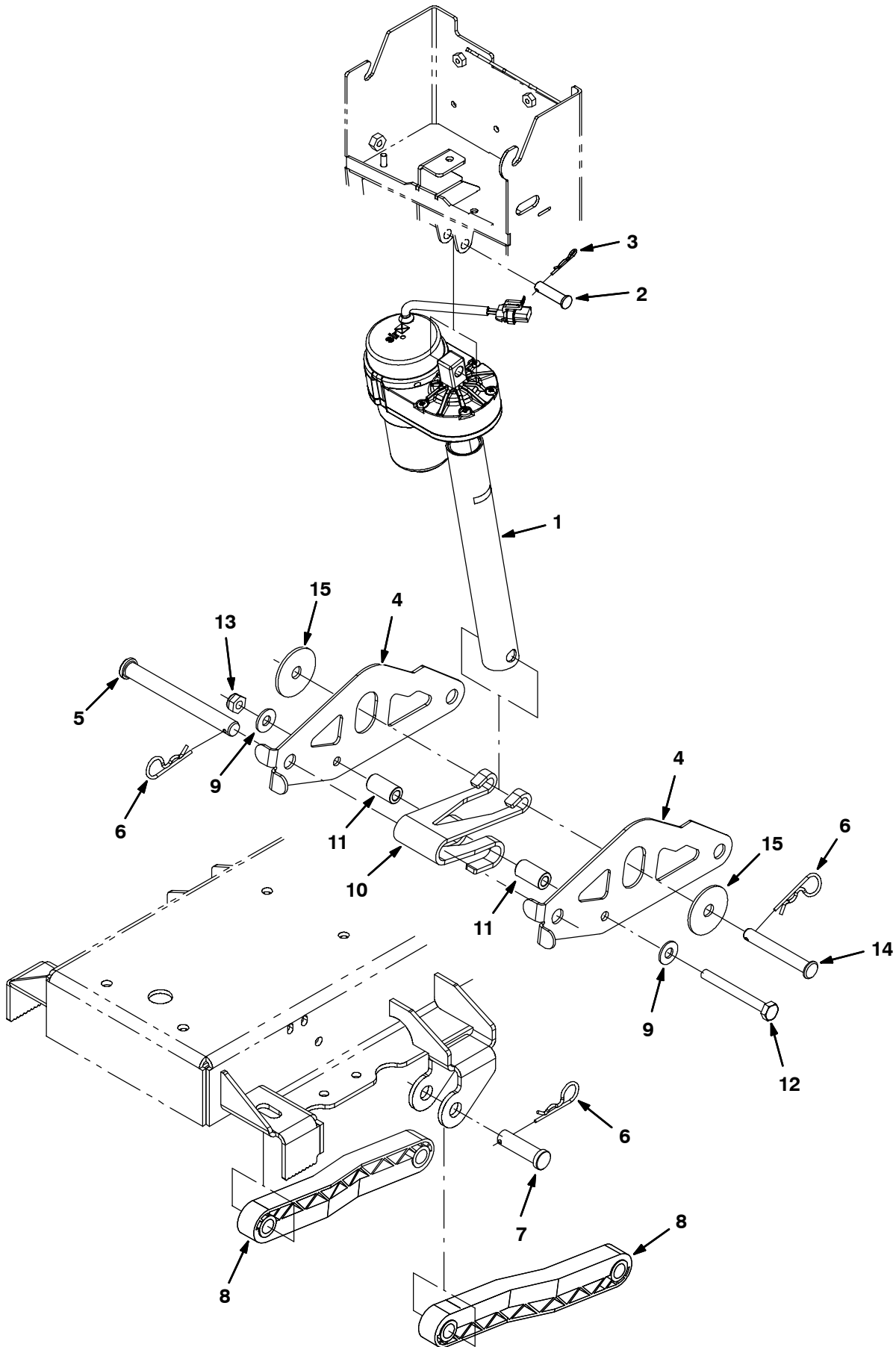


Fig. 17 - Cylindrical Scrub Head Lift Group

Ref.	Part No.	Description	Qty.
1	1056622	Actuator, 24vdc, 04.5strk, 0600lb	1
2	1009356	Pin, Clevis , 10mm X 40l	1
3	86866	Pin, Hair Cotter, 0.38 D .072 Wir	1
4	1013278	Plate, Arm, Cntr, Lift, Scb Head	2
5	1010401	Pin, Clevis, 16d X 150l	1
6	02942	Pin, Hair Cotter, 0.62 D .120 Wir	4
7	222210	Pin, Clevis, 0.62 D X 2.12l	2
8	222027	Arm, Lift, Head	2
9	01686	Washer, Flat, 0.44b 1.00 .08, Ss	2
10	1015413	Spring, Lift, Head, Scb	1
11	1013281	Sleeve, P/M, 18.5d 10.5b 34l 430 Ss	2
12	09746	Screw, Hex, M10 X 1.5 X 90, Ss	1
13	08714	Nut, Hex, Lock, M10 X 1.5, NI, Ss	1
14	1013356	Pin, Clevis, 12mm D X 90mm L	1
15	57048	Washer, Flat, 0.53b 2.13d .11, Stl, Pl	2

**Fig. 18 - Cylindrical Scrub Head Group, 700mm (28 in)**

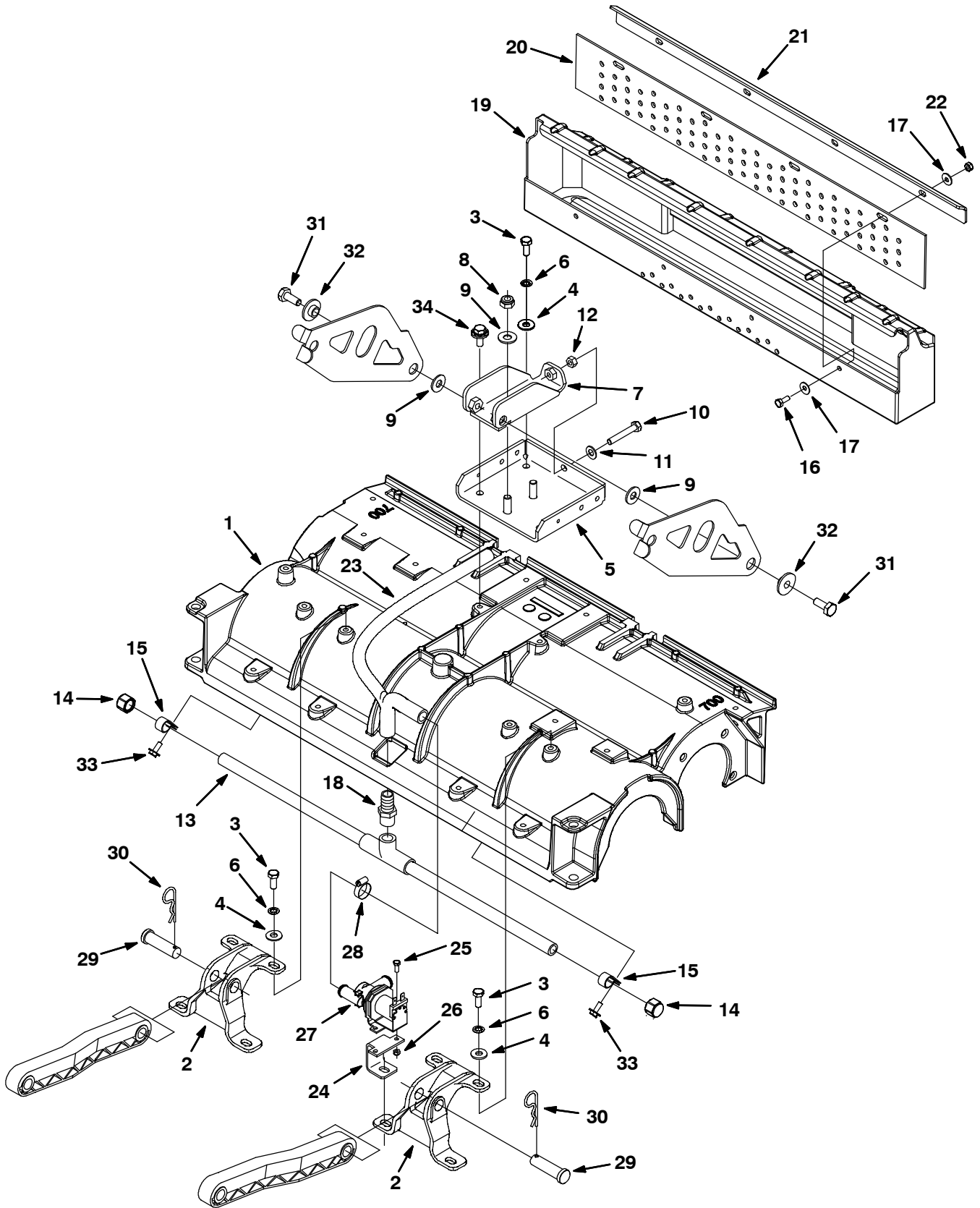


Fig. 18 - Cylindrical Scrub Head Group, 700mm (28 in)

Ref.	Part No.	Description	Qty.
1	1029131	Housing, Machining, Head, 70 Cm Cyl	1
2	1031416	Mount, Link, Mach	2
3	12273	Screw, Hex, M8 X 1.25 X 20, Ss, NI	9
4	01685	Washer, Flat, 0.31, Ss	9
5	1029531	Channel, Lift	1
6	43952	Washer, Lock, Int, 0.31, Ss	9
7	1029538	Bracket, Lift, Upper	1
8	08714	Nut, Hex, Lock, M10 X 1.5, NI, Ss	2
9	01686	Washer, Flat, 0.44b 1.00d .08, Ss	4
10	578717	Screw, Hex, M8 X 1.25 X 50, Ss, FI	1
11	140027	Washer, Flat, 0.35b 0.75d .04, Ss	1
12	07786	Nut, Hex, Std, M8 X 1.25, Ss	1
13	1029215	Tube Assy, Bar, Spray [70cm]	1
14	1025580	Fitting, Pipe, Cap, P06, Nyl	2
15	33584	Clamp, Cable, Stl, 0.63d X 0.50w, 1h	2
16	11329	Screw, Hex, M6 X 1.0 X 16, Ss, NI	4
17	01684	Washer, Flat, 0.25, Ss	8
18	41440	Fitting, Plstc, Str, Bm10/Pm08	1
19	9005805	Hopper, Debris, 70cm, Black, Afmkt	1
20	1029274	Skirt, Tray, Debris [70cm]	1
21	1029272	Bracket, Lip, Debris, 70cm	1
22	07785	Nut, Hex, Std, M6 X 1.00, A2, Ss	4
23	1031132	Hose, Molded	1
24	1031037	Bracket, Mtg, Valve	1
25	09738	Screw, Hex, M5 X 0.8 X 12, Ss	2
26	09739	Nut, Hex, Lock, M5 X 0.80, NI, Ss	2
27	1013599	Valve, Water, Solenoid, 24vdc, 10bm/10bm	1
28	54333	Clamp, Hose, Wormdrive, 0.31-0.88d, .31w	3
29	222210	Pin, Clevis, 0.62d X 2.12l	2
30	02942	Pin, Cotter, Hair, 0.62d .120 Wir	2
31	09028	Screw, Hex, M10 X 1.5 X 25, Ss	2
32	363087	Bushing, Flng, 0.44b 1.25d 0.25l	2
33	1034731	Screw, Hex, M6 X 1.00 X 16, Sems, Ss	2
34	1020341	Screw, Hex, M8 X 1.25 X 20, Ss, Sems	3

**Fig. 19 - Cylindrical Scrub Head Group, 800mm (32 in)**

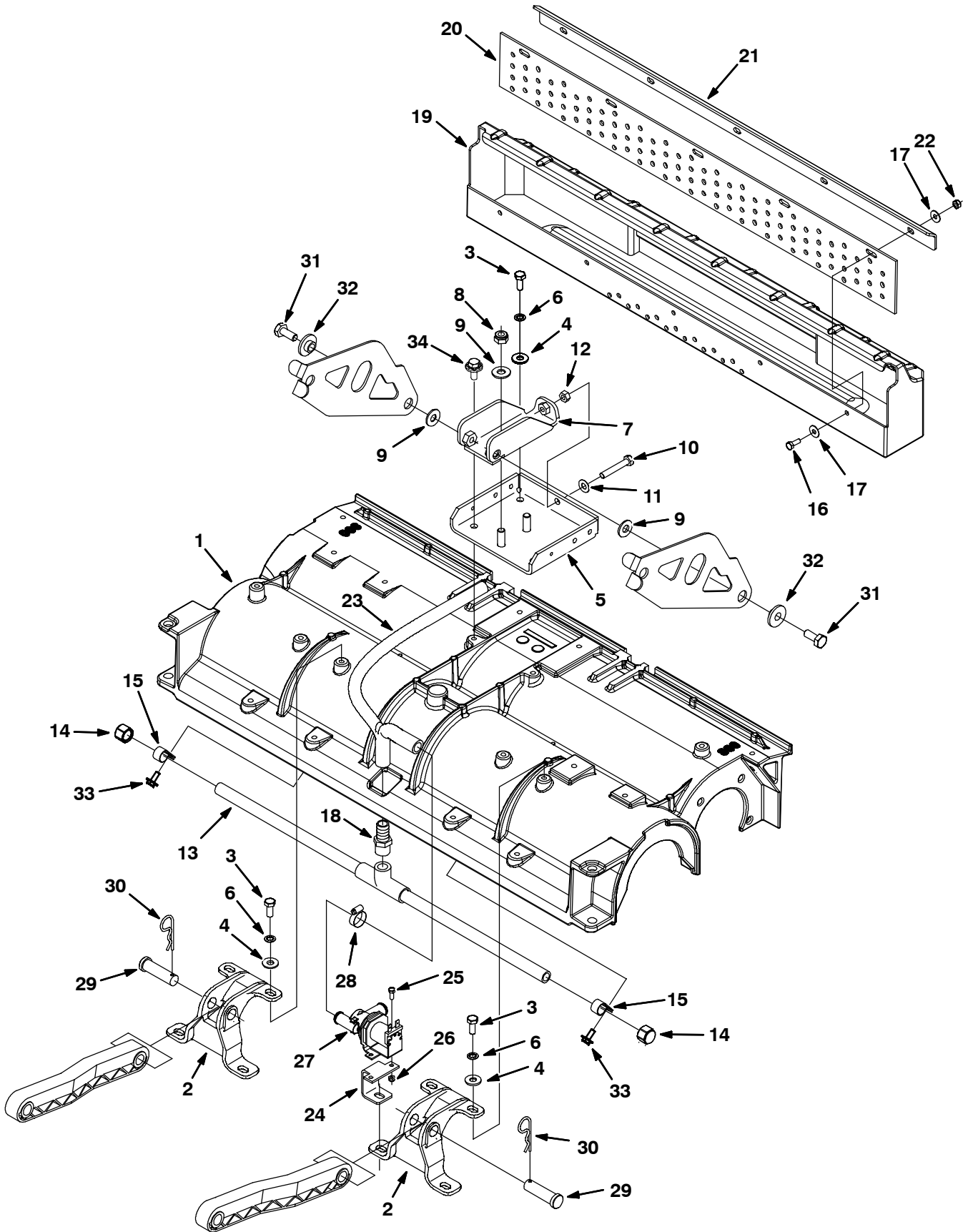
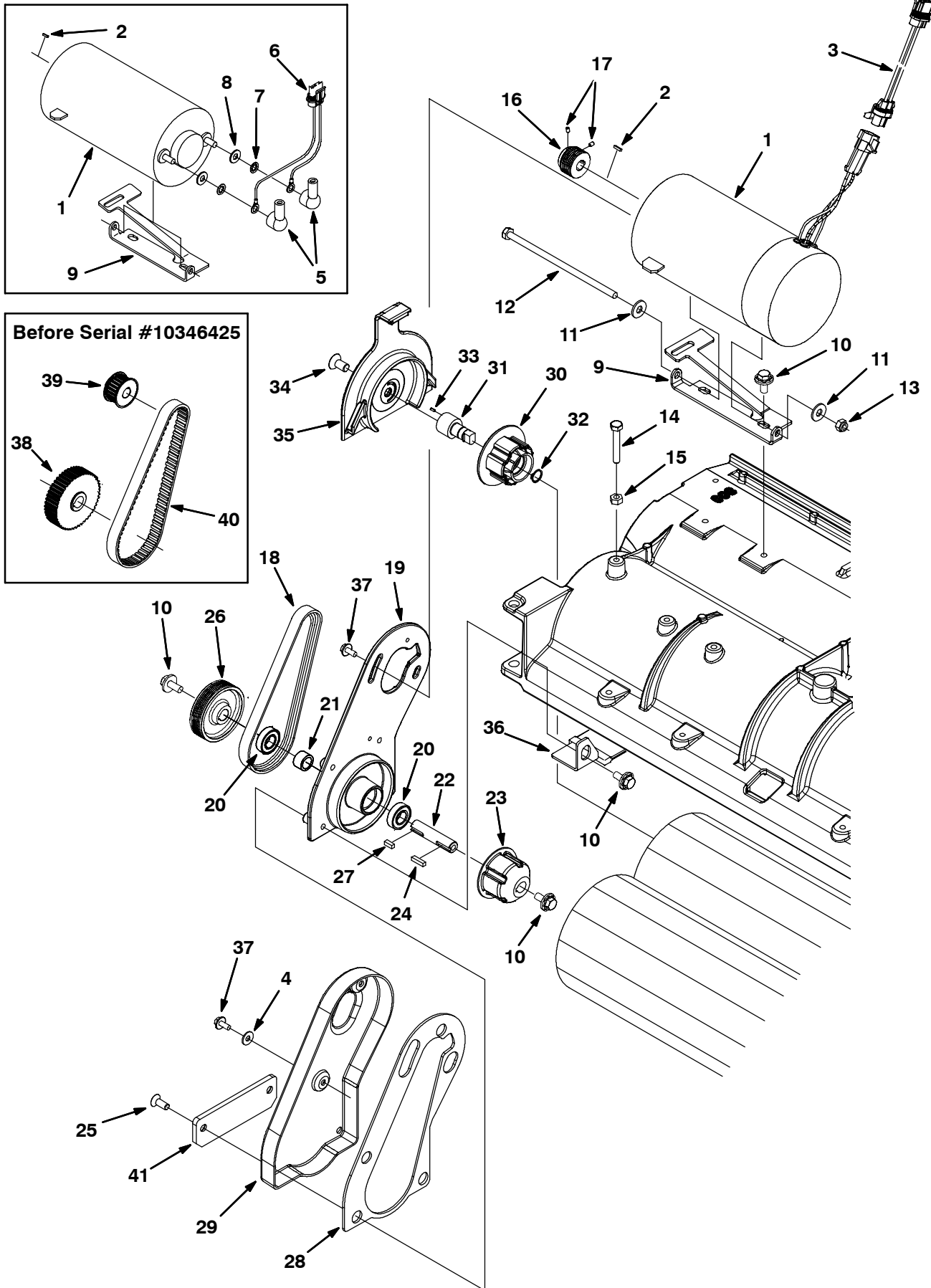


Fig. 19 - Cylindrical Scrub Head Group, 800mm (32 in)

Ref.	Part No.	Description	Qty.
1	1030273	80cm Scrubhead, Machining, T7/Cyl	1
2	1031416	Mount, Link, Mach	2
3	12273	Screw, Hex, M8 X 1.25 X 20, Ss, NI	9
4	01685	Washer, Flat, 0.31, Ss	9
5	1029531	Channel, Lift	1
6	43952	Washer, Lock, Int, 0.31, Ss	9
7	1029538	Bracket, Lift, Upper	1
8	08714	Nut, Hex, Lock, M10 X 1.5, NI, Ss	2
9	01686	Washer, Flat, 0.44b 1.00d .08, Ss	4
10	578717	Screw, Hex, M8 X 1.25 X 50, Ss, FI	1
11	140027	Washer, Flat, 0.35b 0.75d .04, Ss	1
12	07786	Nut, Hex, Std, M8 X 1.25, Ss	1
13	1031029	Tube Assy, Bar, Spray [80cm]	1
14	1025580	Fitting, Pipe, Cap, P06, Nyl	2
15	33584	Clamp, Cable, Stl, 0.63d X 0.50w, 1h	2
16	11329	Screw, Hex, M6 X 1.0 X 16, Ss, NI	5
17	01684	Washer, Flat, 0.25, Ss	10
18	41440	Fitting, Plstc, Str, Bm10/Pm08	1
19	9005806	Hopper, Debris, 80cm, Black, Afmkt	1
20	1025273	Skirt, Tray, Debris [80cm]	1
21	1025150	Lip, Tray, Debris, Scb Head, 80cm	1
22	07785	Nut, Hex, Std, M6 X 1.00, A2, Ss	5
23	1031132	Hose, Molded	1
24	1031037	Bracket, Mtg, Valve	1
25	09738	Screw, Hex, M5 X 0.8 X 12, Ss	2
26	09739	Nut, Hex, Lock, M5 X 0.80, NI, Ss	2
27	1013599	Valve, Water, Solenoid, 24vdc, 10bm/10bm	1
28	54333	Clamp, Hose, Wormdrive, 0.31-0.88d, .31w	3
29	222210	Pin, Clevis, 0.62d X 2.12l	2
30	02942	Pin, Cotter, Hair, 0.62d .120 Wir	2
31	09028	Screw, Hex, M10 X 1.5 X 25, Ss	2
32	363087	Bushing, Flng, 0.44b 1.25d 0.25l	2
33	1034731	Screw, Hex, M6 X 1.00 X 16, Sems, Ss	2
34	1020341	Screw, Hex, M8 X 1.25 X 20, Ss, Sems	3

**Fig. 20 - Cylindrical Scrub Head Drive Group, Right Side**



**Fig. 20 - Cylindrical Scrub Head Drive Group, Right Side**

Ref.	Part No.	Description	Qty.
▽	1	1042228 [4] Motor, Ele, 24vdc 1500rpm 0.75hp 23.0a	1
▲		1049739 [4] Brush Kit, Carbon, Motor, Replmt [4pcs]	1
▲	2	00954 Key, Sq, 0.12 X 0.12, 1.00l	1
▽	1	1050372 [3] Motor Kit, Cylrcl, Replmt, F/604980 [T7]	1
▲	2	00954 Key, Sq, 0.12 X 0.12, 1.00l	1
	3	1050099 [4] Harness, Adapter, Motor [T7]	1
	4	01684 Washer, Flat, 0.25, Ss	2
	5	608964 [3] Boot, 90deg .27id 0.64id 1.79l, Blk	2
	6	1032496 [3] Harness, Adapter, Motor, Cylrcl	1
	7	43952 [3] Washer, Lock, Int, 0.31, Ss	2
	8	140027 [3] Washer, Flat, 0.35b 0.75d .04, Ss	2
	9	1044386 Bracket, Mtg, Motor	1
	10	1020341 Screw, Hex, M8 X 1.25 X 20, Ss, Sems	8
	11	01685 Washer, Flat, 0.31, Ss	2
	12	1025026 Screw, Hex, M8 X 1.25 X 180, Ss	1
	13	08713 Nut, Hex, Lock, M8 X 1.25, NI, Ss	1
	14	578717 Screw, Hex, M8 X 1.25 X 50, Ss	1
	15	07786 Nut, Hex, Std, M8 X 1.25, Ss	1
	16	1033528 [2] Sheave, 06grv, 1.33pd 0.50b, Alm [Pj]	1
	17	222818 Screw, Set, #08-32 X 0.25, NI	2
	18	1035888 [2] Belt, Drive, 6grv, 508 L X 14 W, [6pj]	1
	19	1021036 Bracket, Motor [Machined]	1
	20	41360 Bearing, Ball, 0.59b 1.26d 0.35w[2seal]	2
	21	1002077 Tube, 0.81d 0.59b 00.5l	1
	22	1021050 Shaft, Drive	1
	23	378805 Plug, Drive, Brush, Mach	1
	24	00911 Key, Sq, 0.19 X 0.19, 0.75l	1
	25	79246 Screw, Flt, M8 X 1.25 X 20, Ss 18-8	2
	26	1035173 [2] Sheave, 06grv, 2.96pd 0.59b, Alm [Pj]	1
	27	00961 Key, Sq, 0.19 X 0.19, 0.50l	1
	28	1022401 Gasket, Cover, Belt	1
	29	1022807 Cover, Belt	1
	30	1057629 Plug, Idler, Brush [Sgl Brg]	1
	31	222177 Shaft, Idler Plug	1
	32	01516 Ring, Retaining, Ext, 0.59d, Basic	1
	33	222184 Pin, Roll, .094 D X 0.25l, .094/.097	1
	34	390996 Screw, Flt, M10 X 1.5 X 20, 10.9, NI	1
	35	1044145 Door, Brush	1
	36	1029358 Deflector, Water, Cyl Head	2
	37	1034731 Screw, Hex, M6 X 1.00 X 16, Sems, Ss	4
	38	1024636 [1] Sprocket, 48t, 5p	1
	39	375195 [1] Sprocket, Timing, 22tooth, 0.50b, [Gt/2]	1
	40	377500 [1] Belt, Synchronous, 05mm 500l[05p,Plychn]	1
	41	1034845 Strip, Pye, Hi-dns, 0.25 01.75w 05.6l	1

[1] Serial number (00000000-10346424)

[2] Serial number (10346425- )

[3] Serial number (00000000-10415583)

[4] Serial number (10415584- )



Fig. 21 - Cylindrical Scrub Head Drive Group, Left Side

Ref.	Part No.	Description	Qty.
▽	1	1042228 [4] Motor, Ele, 24vdc 1500rpm 0.75hp 23.0a	1
▲		1049739 [4] Brush Kit, Carbon, Motor, Replmt [4pcs]	1
▲	2	00954 Key, Sq, 0.12 X 0.12, 1.00l	1
▽	1	1050372 [3] Motor Kit, Cylrcl, Replmt, F/604980 [T7]	1
▲	2	00954 Key, Sq, 0.12 X 0.12, 1.00l	1
	3	1052892 [4] Harness, Adapter, Motor [T7]	1
	4	1044386 Bracket, Mtg, Motor	1
	5	608964 [3] Boot, 90deg .27id 0.64id 1.79l, Blk	1
	6	608963 [3] Boot, 90deg .27id 0.64id 1.79l, Red	1
	7	140027 [3] Washer, Flat, 0.35b 0.75d .04, Ss	2
	8	43952 [3] Washer, Lock, Int, 0.31, Ss	2
	9	1032496 [3] Harness, Adapter, Motor, Cylrcl	1
	10	1020341 Screw, Hex, M8 X 1.25 X 20, Ss, Sems	8
	11	01685 Washer, Flat, 0.31, Ss	2
	12	1025026 Screw, Hex, M8 X 1.25 X 180, Ss	1
	13	08713 Nut, Hex, Lock, M8 X 1.25, NI, Ss	1
	14	578717 Screw, Hex, M8 X 1.25 X 50, Ss	1
	15	07786 Nut, Hex, Std, M8 X 1.25, Ss	1
	16	1033528 [2] Sheave, 06grv, 1.33pd 0.50b, Alm [Pj]	1
	17	222818 Screw, Set, #08-32 X 0.25, NI	2
	18	1035888 [2] Belt, Drive, 6grv, 508 L X 14 W, [6pj]	1
	19	1021036 Bracket, Motor [Machined]	1
	20	41360 Bearing, Ball, 0.59b 1.26d 0.35w[2seal]	2
	21	1002077 Tube, 0.81d 0.59b 00.5l	1
	22	1021050 Shaft, Drive	1
	23	378805 Plug, Drive, Brush, Mach	1
	24	00911 Key, Sq, 0.19 X 0.19, 0.75l	1
	25	79246 Screw, Flt, M8 X 1.25 X 20, Ss 18-8	2
	26	1035173 [2] Sheave, 06grv, 2.96pd 0.59b, Alm [Pj]	1
	27	00961 Key, Sq, 0.19 X 0.19, 0.50l	1
	28	1022401 Gasket, Cover, Belt	1
	29	1022807 Cover, Belt	1
	30	1057629 Plug, Idler, Brush [Sgl Brg]	1
	31	222177 Shaft, Idler Plug	1
	32	01516 Ring, Retaining, Ext, 0.59d, Basic	1
	33	222184 Pin, Roll, .094 D X 0.25l, .094/.097	1
	34	390996 Screw, Flt, M10 X 1.5 X 20, 10.9, NI	1
	35	1044145 Door, Brush	1
	36	1034845 Strip, Pye, Hi-dns, 0.25 01.75w 05.6l	1
	37	1034731 Screw, Hex, M6 X 1.00 X 16, Sems, Ss	4
	38	1024636 [1] Sprocket, 48t, 5p	1
	39	375195 [1] Sprocket, Timing, 22tooth, 0.50b, [Gt/2]	1
	40	377500 [1] Belt, Synchronous, 05mm 500l[05p,Plychn]	1
	41	01684 Washer, Flat, 0.25, Ss	6

[1] Serial number (00000000-10346424)

[2] Serial number (10346425- )

[3] Serial number (00000000-10415583)

[4] Serial number (10415584- )

Fig. 22 - Cylindrical Scrub Head Squeegee Group

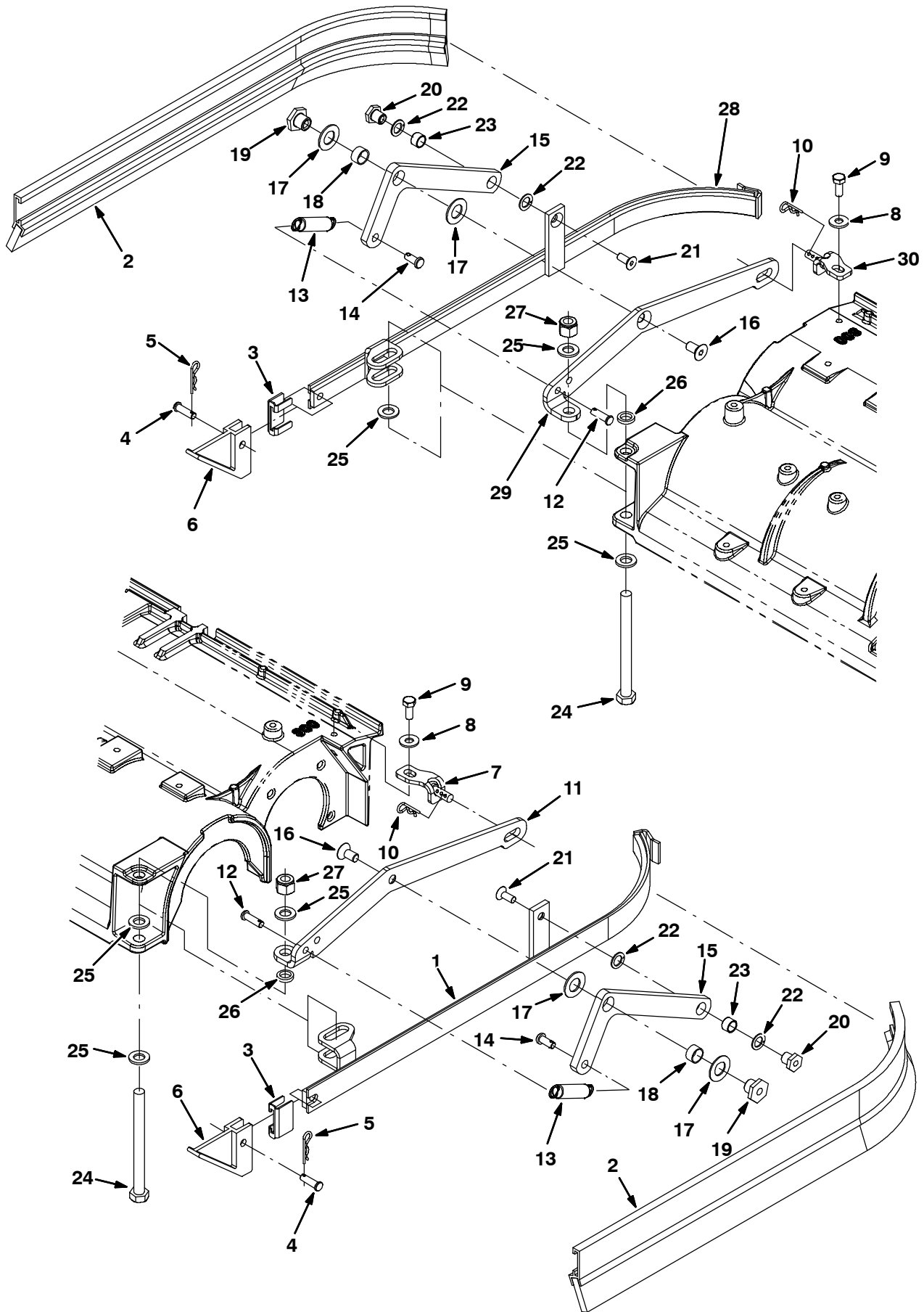


Fig. 22 - Cylindrical Scrub Head Squeegee Group

Ref.	Part No.	Description	Qty.
1	391328	Frame Wldt, Sqge, Side, Lh	1
2	391334	Squeegee Assy, Side	2
3	86759	Retainer, Sqge	2
4	69582	Pin, Clevis, 0.31d X 1.00l	2
5	44906	Pin, Cotter, Hair, 0.69d .092 Wir	2
6	86865	Guide, Sqge, Side	2
7	1029380	Angle Wldt, Stop, Lh	1
8	01685	Washer, Flat, 0.31, Ss	2
9	12273	Screw, Hex, M8 X 1.25 X 20, Ss, NI	2
10	44906	Pin, Cotter, Hair, 0.69d .092 Wir	2
11	1030365	Arm, Mtg, Link, Lh Sqge, Cylrcrl Head	1
12	69582	Pin, Clevis, 0.31d X 1.00l	2
13	15047	Spring, Extn, 0.62od X 0.08wir, 3.0l	2
14	39019	Pin, Clevis, 0.37d X 0.75l	2
15	25709	Bellcrank, Lift, Sqge	2
16	380587	Screw, Flt, M10 X 1.5 X 20, Ss, 18-8	2
17	64425	Washer, Thrust, 0.61b 1.25d .06, Fgl	4
18	71607	Bushing, Sleeve, 0.63b 0.72d 0.38l	2
19	391345	Nut, T, M10 X 1.50 X 0.62od X 0.5l	2
20	391346	Nut, T, M8 X 1.25 X 0.50od X 0.5l	2
21	79246	Screw, Flt, M8 X 1.25 X 20, Ss 18-8	2
22	86860	Bearing, Thrust, 0.50b 0.87d 0.06w	4
23	64173	Bushing, Sleeve, 0.50b 0.59d 0.38l, Stl	2
24	45280	Screw, Hex, .50-13 X 5.50, G5	2
25	33925	Washer, Flat, M12, Ss	6
26	1031077	Bushing, Sleeve, 0.51b 0.75d 0.16l	2
27	02931	Nut, Hex, Lock, .50-13, NI, Ss	2
28	391327	Frame Wldt, Sqge, Side, Rh	1
29	1030026	Arm, Mtg, Link, Rh Sqge, Cylrcrl Head	1
30	1029368	Angle Wldt, Stop, Rh	1

**Fig. 23 - Recovery Tank Group**

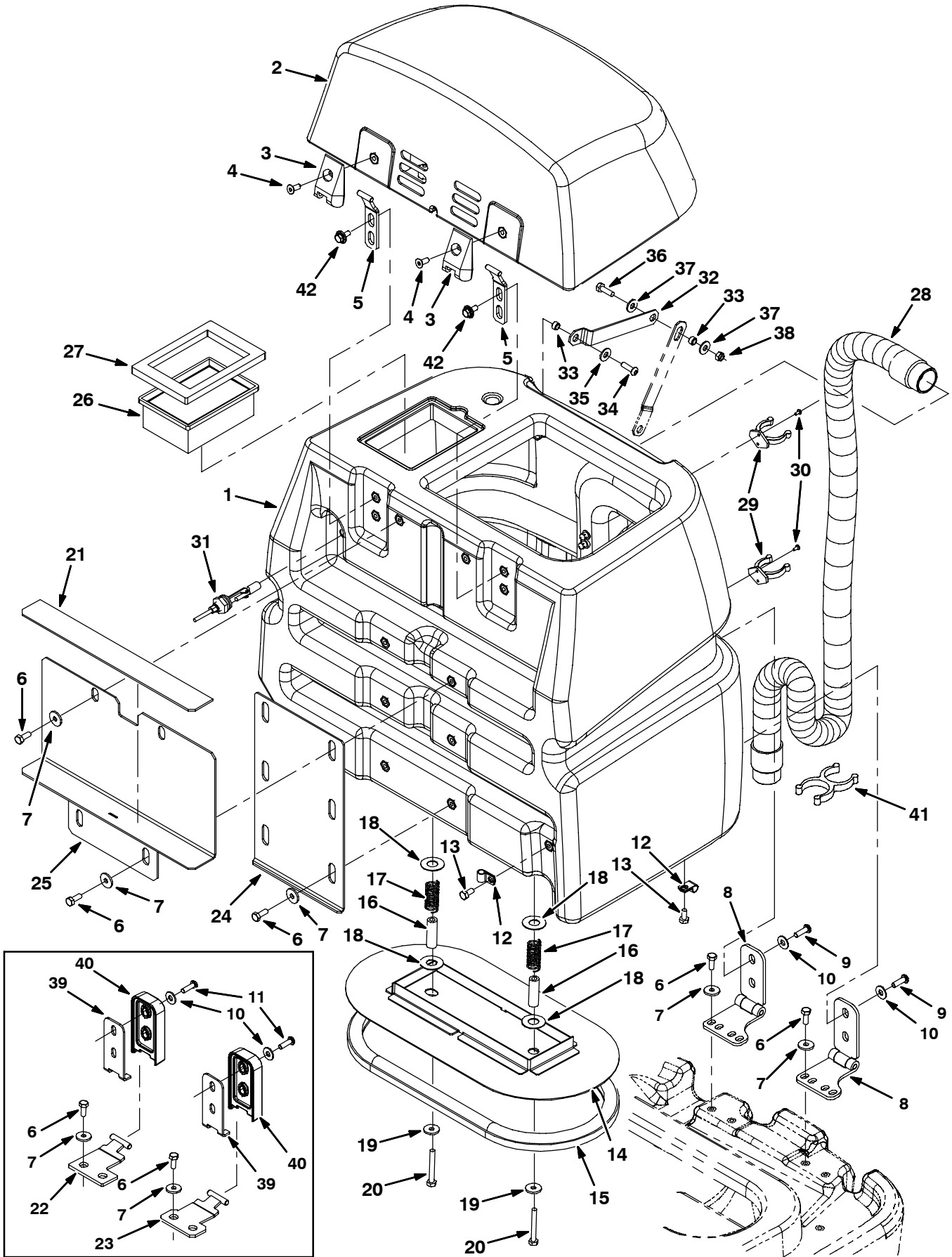


Fig. 23 - Recovery Tank Group

Ref.	Part No.	Description	Qty.
1	1018036	Tank, Recvy, W/Label [Ssr]	1
1	1018037	Tank, Recvy. W/Label [Ssr FaST]	1
1	9006190	Tank, Recvy, Spruce, Replmt [Ssr Ec-H2o]	1
2	9002007	Cover, Tank, Recvy, Afmkt, Spruce[Ssr]	1
3	222529	Hinge, Leaf	2
4	222463	Screw, Flt, M8 X 1.25 X 20, Blk	2
5	1012055	Hinge Wldt, Cover	2
6	09740	Screw, Hex, M8 X 1.25 X 20, Ss	12
7	1017218	Washer, Flat, 0.321b 1.00d .12, Ss	12
8	1018304	② Hinge, 10mm Pin, Crs, Blk [T7]	2
9	393135	② Screw, Btn, M8 X 1.25 X 20, Blk	4
10	1016435	Washer, Flat, 0.52b 0.75d .06, Stl, Blk	4
11	1016430	① Screw, Btn, M8 X 1.25 X 25, 10.9, Blk	4
12	82829	Clamp, Cable, Stl, 0.63d X 0.75w, 1hole	2
13	15675	Screw, Hex, M8 X 1.25 X 16, Ss	2
14	1016855	Plate Wldt, Seal, Tank	1
1020301	<del>1014046</del>	Seal, Bulb, Clsd Cell Sponge, Adh, Bulk	4
16	1016871	Spacer, Seal, Tank	2
17	397255	Spring, Cmpr, 0.85od .08wir 2.0l	2
18	605385	Washer, Flat, 0.69b 1.50d .05, Ss	4
19	1017218	Washer, Flat, 0.321b 1.00d .12, Ss	2
20	77270	Screw, Hex, M8 X 1.25 X 60, Ss	2
21	1017705	Pad, Rbr	1
22	1011752	① Hinge Wldt, Tank	1
23	1011753	① Hinge Wldt, Tank	1
24	1017670	Angle, Sppt, Tank	1
25	1017607	Bracket Wldt, Tank, Sppt	1
26	1037821	Filter, Panl, Dust, 2.3 X 4.5 X 6.4	1
27	1016392	Gasket, Fltr, Tank	1
1014026	<del>1015921</del>	Hose, Vacuum, 1.5d X <del>4.5l</del> , Short Cuff	1
29	1001992	Clip, Hose, Gripper, 1.75id, Blk Ny	2
30	607006	Screw, Trs, M4 X 0.70 X 12, Phl, Pl	4
31	385685	Sensor, Level, Liquid, 14vdc 01a .62-11	1
32	1011853	Arm, Tank, Retaining	1
33	222516	Sleeve, P/M, 0.496d 0.318b 0.31l 430ss	2
34	1016430	Screw, Btn, M8 X 1.25 X 25, 10.9, Blk	2
35	1016435	Washer, Flat, 0.52b 0.75d .06, Stl, Blk	1
36	09010	Screw, Hex, M8 X 1.25 X 25, Ss	1
37	01685	Washer, Flat, 0.31 Ss	2
38	08713	Nut, Hex, Lock, M8 X 1.25, NI, Ss	1
39	1017590	① Plate, Hinge	2
40	1011536	① Hinge, Tank	2
41	1014079	Clip, Grip, Hose, 1.50id, Dbl, Blk Pyp	1
42	1020341	Screw, Hex, M8 X 1.25 X 20, Ss, Sems	4

① Serial number (00000000-10346363)

② Serial number (10346364- )

**Fig. 24 - Vacuum Fan Group**

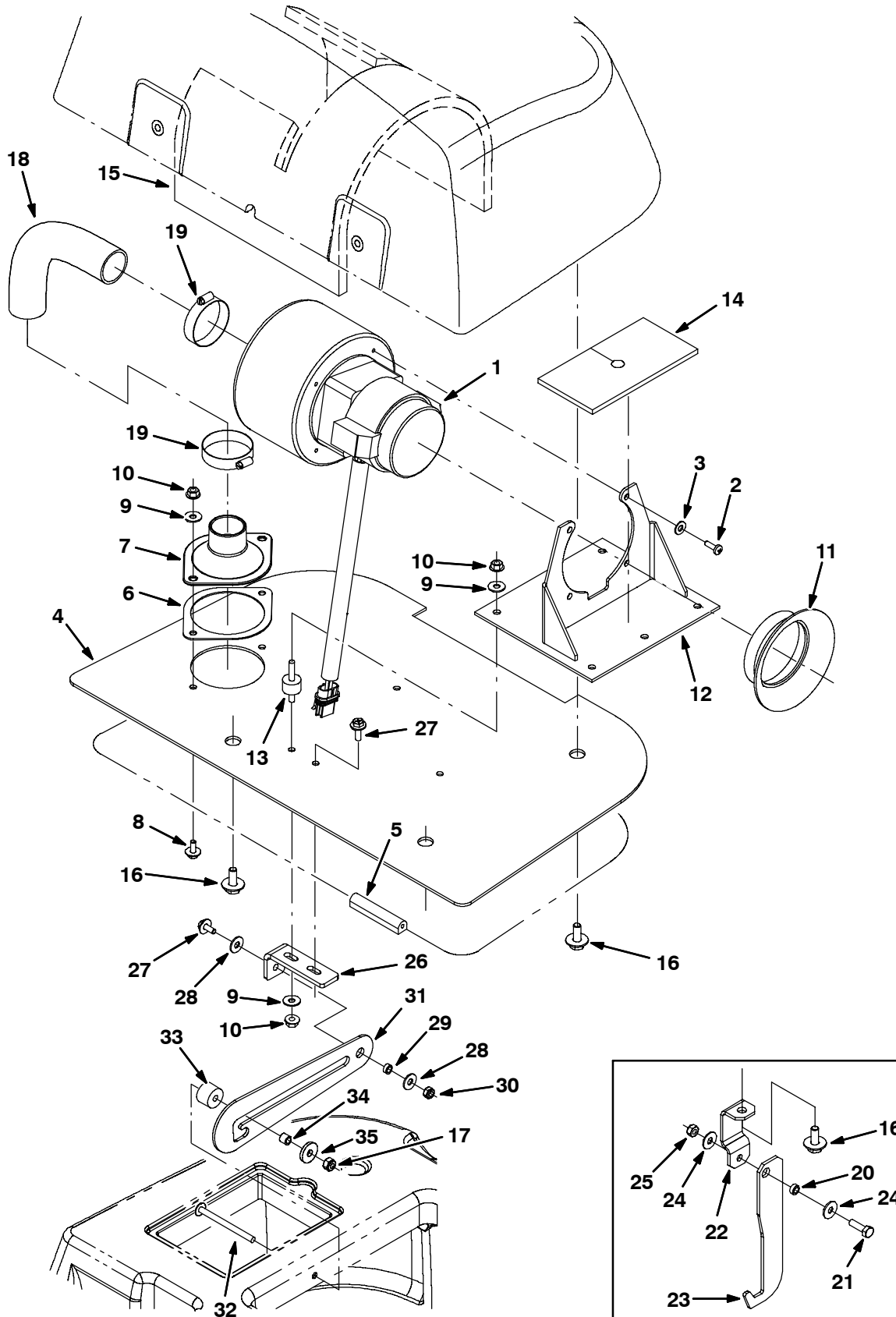


Fig. 24 - Vacuum Fan Group

Ref.	Part No.	Description	Qty.
1	1039763	Fan, Vacuum, 5.7d, 024vdc, 3 Stage [Bpp] (See Breakdown)	1
2	1015506	Screw, Pan, M5 X 16, F/ Plstc	4
3	19066	Washer, Flat, #10	4
4	1011127	Plate, Mtg, Fan	1
5	1013611	Seal, Cover, Recvy	1
6	1014858	Gasket, Adapter	1
7	1014711	Adaptor, Hose	1
8	1034731	Screw, Hex, M6 X 1.00 X 16, Ss, Sems	2
9	01684	Washer, Flat, 0.25 Ss	9
10	07790	Nut, Hex, Flng, M6 X 1.00	9
11	1011140	Seal, Fan	1
12	1011103	Bracket Wldt, Mtg, Fan	1
13	1011093	Isolator, Vib, .75d, M6 Stud Both Ends	3
▽	9003365	Insulation Kit, Acstc, Vacfan	1
▲	1028514	Insulation, Acstc, Vacfan	1
▲	15 1028515	Insulation, Acstc, Hsng, Vacfan	1
16	1020341	Screw, Hex, M8 X 1.25 X 20, Ss, Sems	4
17	41169	② Nut, Hex, Lock, .25-20, NI, Ss	1
18	1011159	Hose, Vacuum, 1.5d X 8.3l, Clr, Blk Wire	1
19	79381	Clamp, Hose, Wormdrive, 1.25-2.00d, .50w	2
20	80491	① Sleeve, P/M, 0.375d 0.250b 0.16l 430ss	1
21	08716	① Screw, Hex, M6 X 1.0 X 20, Ss	1
22	1015803	① Bracket, Mtg, Stop	1
23	1015808	① Plate, Mtg, Tank	1
24	01684	① Washer, Flat, 0.25, Ss	2
25	08712	① Nut, Hex, Lock, M6 X 1.00, Ss, NI	1
26	1026322	② Bracket, Mtg, Stop	1
27	1034731	② Screw, Hex, M6 X 1.00 X 16, Ss, Sems	2
28	01684	② Washer, Flat, 0.25, Ss	2
29	80491	② Sleeve, P/M, 0.25b 0.38d 0.2l [430ss]	1
30	08712	② Nut, Hex, Lock, M6 X 1.00, Ss, NI	1
31	1026270	② Bracket, Arm, Prop	1
32	1026986	② Screw, Trs, .25-20 X 3.00, Phl, Ss	1
33	578579	② Spacer, 0.25b 0.88d 0.50l	1
34	140154	② Sleeve, P/M, 0.25b 0.38d 0.3l, PI	1
35	140053	② Washer, Flat, 0.28b 0.88d .12, Ss	1

① Serial number (00000000-10261378)

② Serial number (10261379- )



Fig. 25 - Solution Tank Group

Ref.	Part No.	Description	Qty.
1	1017913	Tank, Soltn, W/Label [Nobles] (Disk Scrub Head)	1
1	1034286	Tank, Soltn, W/Label [Nobles] (Cylindrical Scrub Head)	1
2	1017374	Cover, Tank, Soltn, Pyp, Blk[Ssr]	1
3	1020535	Catch, Cover [Ssr]	2
4	1020534	Plate, Cover, Tab [Ssr]	2
5	1020727	Seal, Afmkt, Bulb, Clsd Cell, Adh, 8ft	1
6	1020719	Seal, Afmkt, Bulb, Clsd Cell, Adh, 8ft	1
7	1021677	Rivet, Blind, .156DX0.55X.38D, Ss	10
8	1014072	Bracket, Mtg, Tank (Disk Scrub Head)	1
9	1014072	Bracket, Mtg, Tank	1
10	1017218	Washer, Flat, 0.321b 1.00d .12, Ss	8
11	1011885	Cap, Tank	1
12	1011852	Arm, Tank, Retaining	1
13	222516	Sleeve, P/M, 0.496d 0.318b 0.31l 430ss	3
14	1016430	Screw, Btn, M8 X 1.25 X 25,10.9, Blk	2
15	1016435	Washer, Flat, 0.52b 0.75d .06, Stl, Blk	2
16	398770	Strainer, Soltn, 80mesh Cyl 1.3d 3.5l	1
17	377349	Fitting, Plstc, Pf12/Pf12, Bh	1
18	73468	Fitting, Plstc, E90, Bm10/Pm12	1
19	82829	Clamp, Cable, Stl, 0.63d X 0.75w, 1hole	2
20	67767	Clamp, Cable, Stl, 0.69d X 0.62w, 1h	1
21	1019879	Conduit, Nylon, .50d 3.0l	1
22	15675	Screw, Hex, M8 X 1.25 X 16, Ss	2
23	385685	Sensor, Level, Liquid, 14vdc 01a .62-11	1
24	1014825	Hose, Mold	1
25	54333	Clamp, Hose, Wormdrive, 0.31-0.88d, .31w (Disk Scrub Head)	2
26	140932	Latch, Draw, Soft, Rbr W/ Keeper	2
27	607006	Screw, Trs, M4 X 0.70 X 12, Phl, Pl	4
28	1035394	Washer, Flat, 0.17b 0.38d .04, Ss	4
29	01685	Washer, Flat, 0.31 Ss	4
30	09740	Screw, Hex, M8 X 1.25 X 20, Ss	12
31	1015026	Hose, Afmkt, Pvc, Brd, 0.62id, 03ft, Clr (Cylindrical Scrub Head)	1
32	41440	Fitting, Plstc, Str, Bm10/Pm08 (Cylindrical Scrub Head)	4
33	54333	Clamp, Hose, Wormdrive, 0.31-0.88D, .31W (Cylindrical Scrub Head)	4
34	1035355	Hose, Afmkt, Pvc, Clr, 0.62ld, 02Ft (Cylindrical Scrub Head)	2
35	63810	Clamp, Hose, Wormdrive, 0.56-1.06d, .56w (Cylindrical Scrub Head)	1
36	130773	Tie, Cable, Nyl, 11.0L, .14W, 3.0 Max. D (Cylindrical Scrub Head)	1

Fig. 26 - Tanks Drain Group

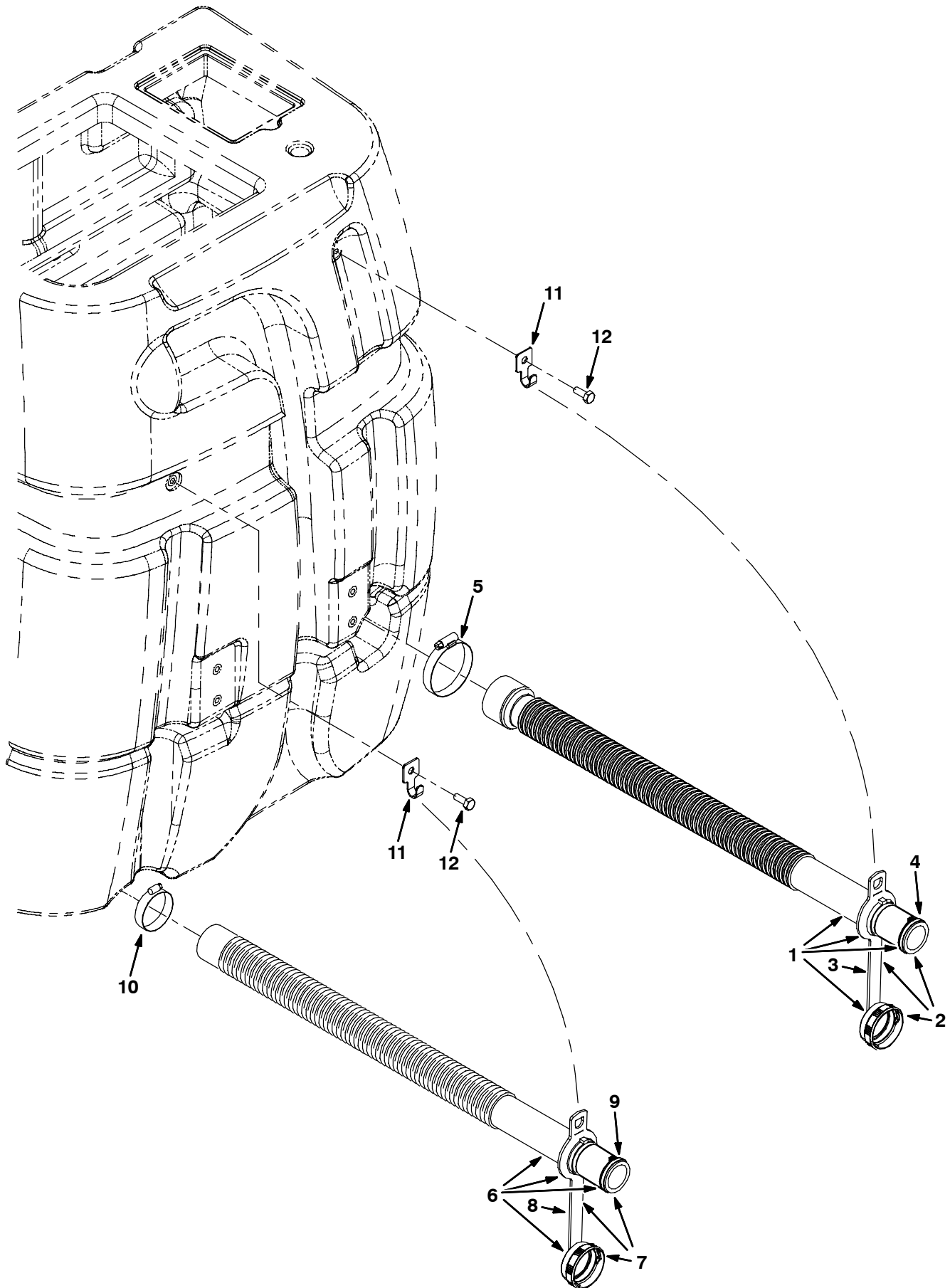


Fig. 26 - Tanks Drain Group

	Ref.	Part No.	Description	Qty.
▽	1	1014274	Hose Assy, Drain, 26.3l (Recovery Tank)	1
▲▽	2	1008639	Cap, Drain Assembly	1
▲▲	3	1019563	Strap, Drain Cap	1
▲▲	4	1008637	O Ring, 1.48" Id, 1.76" Od	1
	5	14432	Clamp, Hose, Wormdrive, 1.81-2.75d, .56w	2
▽	6	1014268	Hose Assy, Drain, 29.6l (Solution Tank)	1
▲▽	7	1008639	Cap, Drain Assembly	5
▲▲	8	1019563	Strap, Drain Cap	1
▲▲	9	1008637	O Ring, 1.48" Id, 1.76" Od	1
	10	79381	Clamp, Hose, Wormdrive, 1.25-2.00d, .50w	1
	11	222793	Clip, Hanger, Hose, .38d Hole, Ss	2
	12	09740	Screw, Hex, M8 X 1.25 X 20, Ss	2

Fig. 27 - Battery Group, 235Ah

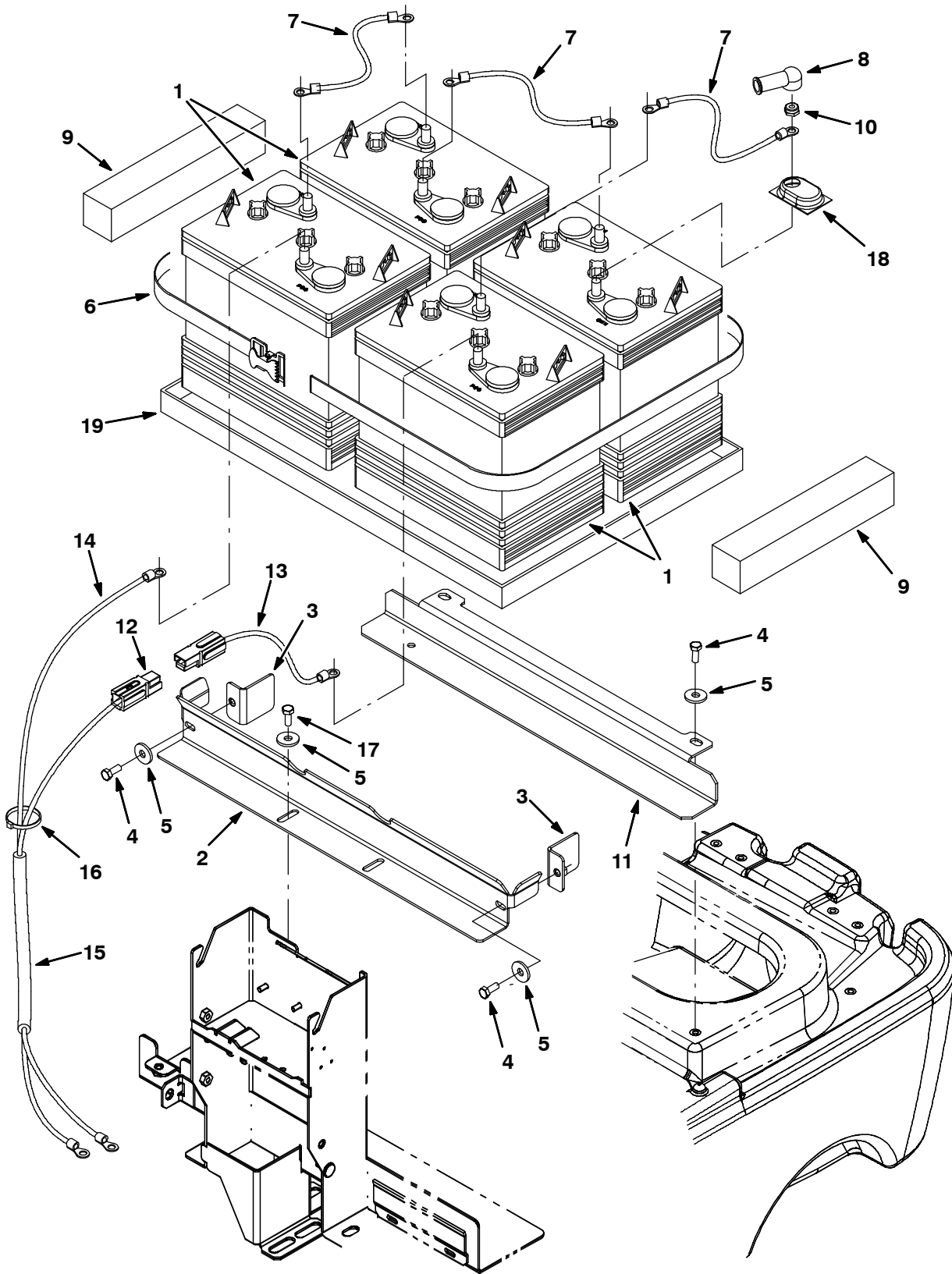


Fig. 27 - Battery Group, 235Ah

Ref.	Part No.	Description	Qty.	
1	222280	Battery, 06vdc, 235ah, Wet	4	
2	1015039	Bracket, Battery	1	
3	1017062	Angle, Spacer, Battery	2	
4	09740	Screw, Hex, M8 X 1.25 X 20, Ss	4	
5	1017218	Washer, Flat, 0.321b 1.00d .12, Ss	6	
6	222682	Strap	1	
7	223356	Wire, 04ga 12.0l Blk .34ring /.34ring	3	
8	611221	Boot, Terminal, Battery, 25.4Mm, Blk	8	
9	83415	Spacer, Battery, 2 X 2 X 11, Foam	2	
10	87435	Nut, Hex, Flexlock, .31-18	8	
11	1010771	Angle, Sppt, Battery	1	
12	397907	Wire Assy, Cable, 4ga, Red	1	
▽	13	397908	Wire Assy, Cable, 4ga, Red	1
▲		1020446	Connector, Anderson, 1321 Series	1
▲		1020447	Terminal, Contact, Anderson, 1319g4, 4ga	1
14	223364	Wire, 04ga 16.0l Blk .34ring /.34ring	1	
15	1020105	Sleeve, Afmkt, Nyl, #13, 1ft	1	
16	49263	Tie, Cable, Nyl, 11.4l .19w 3.0 Max D	3	
17	15675	Screw, Hex, M8 X 1.25 X 16, Ss	2	
18	45962	Cap, Plstc, .04 1.38 X 2.30 0.5l	8	
19	1025155	Tray, Battery, 605x370x25 (Optional)	1	

**Fig. 28 - Rear Squeegee Lift Group, Disk Scrub Head**

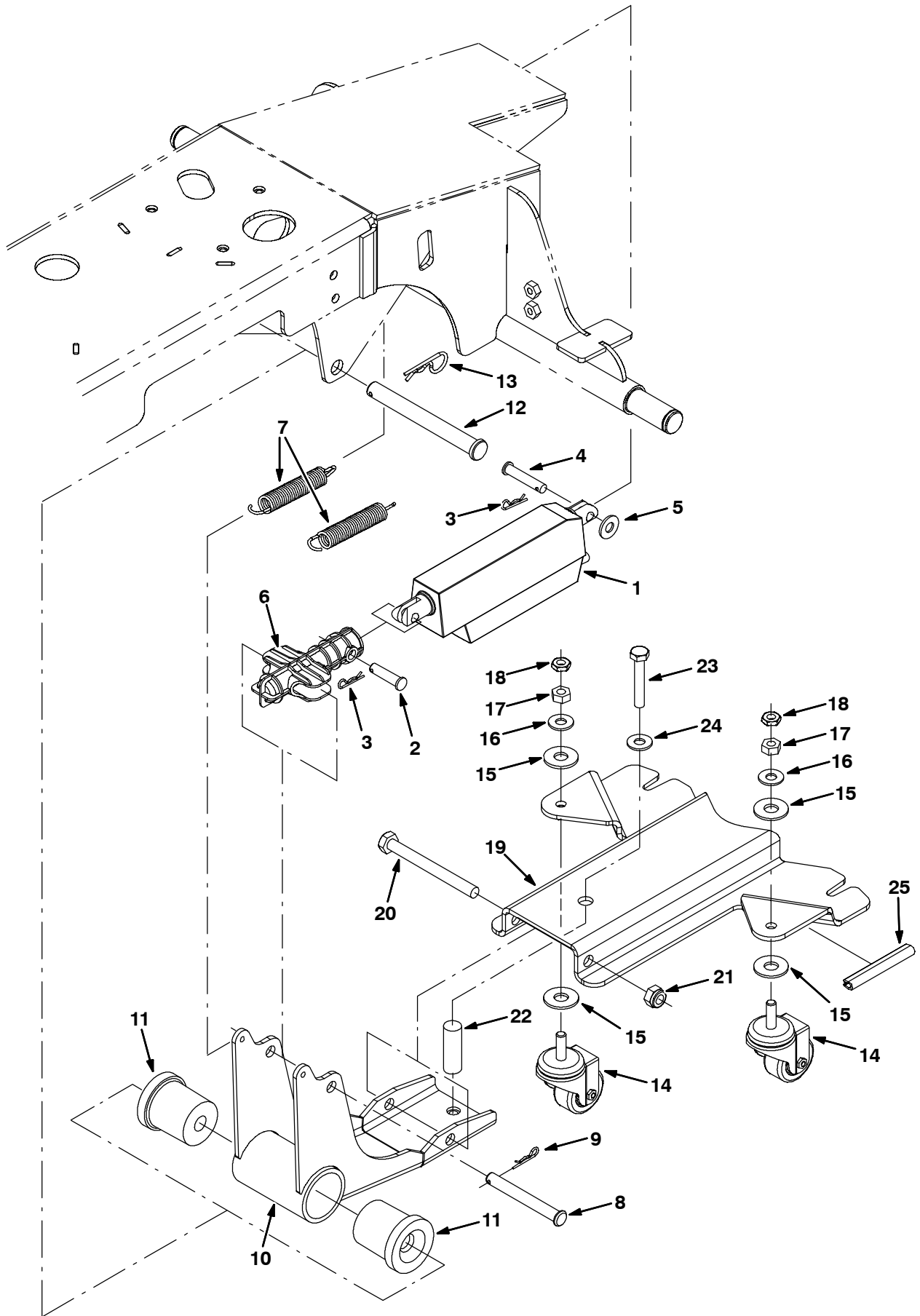


Fig. 28 - Rear Squeegee Lift Group, Disk Scrub Head

Ref.	Part No.	Description	Qty.
1	1009268	Actuator, 12vdc, 40mm Strk 750n	1
2	1009356	Pin, Clevis , 10mm X 40l	1
3	86866	Pin, Hair Cotter, 0.38 D .072 Wir	2
4	94877	Pin, Clevis, 10d X 50l	1
5	01686	Washer, Flat, 0.44b 1.00 .08, Ss	1
6	1012607	① Housing, Spring, Sqge Actuator	1
6	1031028	② Housing, Sqge, Spring, Actuator	1
7	1016639	Spring, Extn, 0.75od X 0.11wir, 4.5l	2
8	96184	Pin, Clevis, 12d X 100l, Pl	1
9	86866	Pin, Cotter, Hair, 0.38d .072 Wir	1
10	1031379	Arm Wldt, Sqge, Rear	1
11	1013515	Bushing, Flex, Ure	2
12	1010401	Pin, Clevis, 16d X 150l	1
13	02942	Pin, Hair Cotter, 0.62 D .120 Wir	1
14	1011561	Caster, Swivel, 50d, M10 X 1.5 X 30 Stem	2
15	41619	Washer, Flat, 0.56b 1.38d .11, Ss	4
16	01686	Washer, Flat, 0.44b 1.00 .08, Ss	2
17	07787	Nut, Hex, Std, M10 X 1.5, Ss	2
18	32716	Nut, Hex, Jam, M10 X 1.5, Ss	2
19	1018725	Channel, Arm, Lower Sqge	1
20	12138	Screw, Hex, M12 X 1.75 X 120, 8.8	1
21	09741	Nut, Hex, Lock, M12 X 1.75, NI, Ss	1
22	1020182	Spring, Cmpr, 20mm D X 44mm L	1
23	04417	Screw, Hex, M10 X 1.5 X 60, Ss	1
24	01686	Washer, Flat, 0.44b 1.00 .08, Ss	1
25	1020168	Molding, Afmkt, Trim, Pvc, .08-.11, 1ft	1

① Serial number (00000000-10280388)

② Serial number (10280389- )

**Fig. 29 - Rear Squeegee Lift Group, Cylindrical Scrub Head**

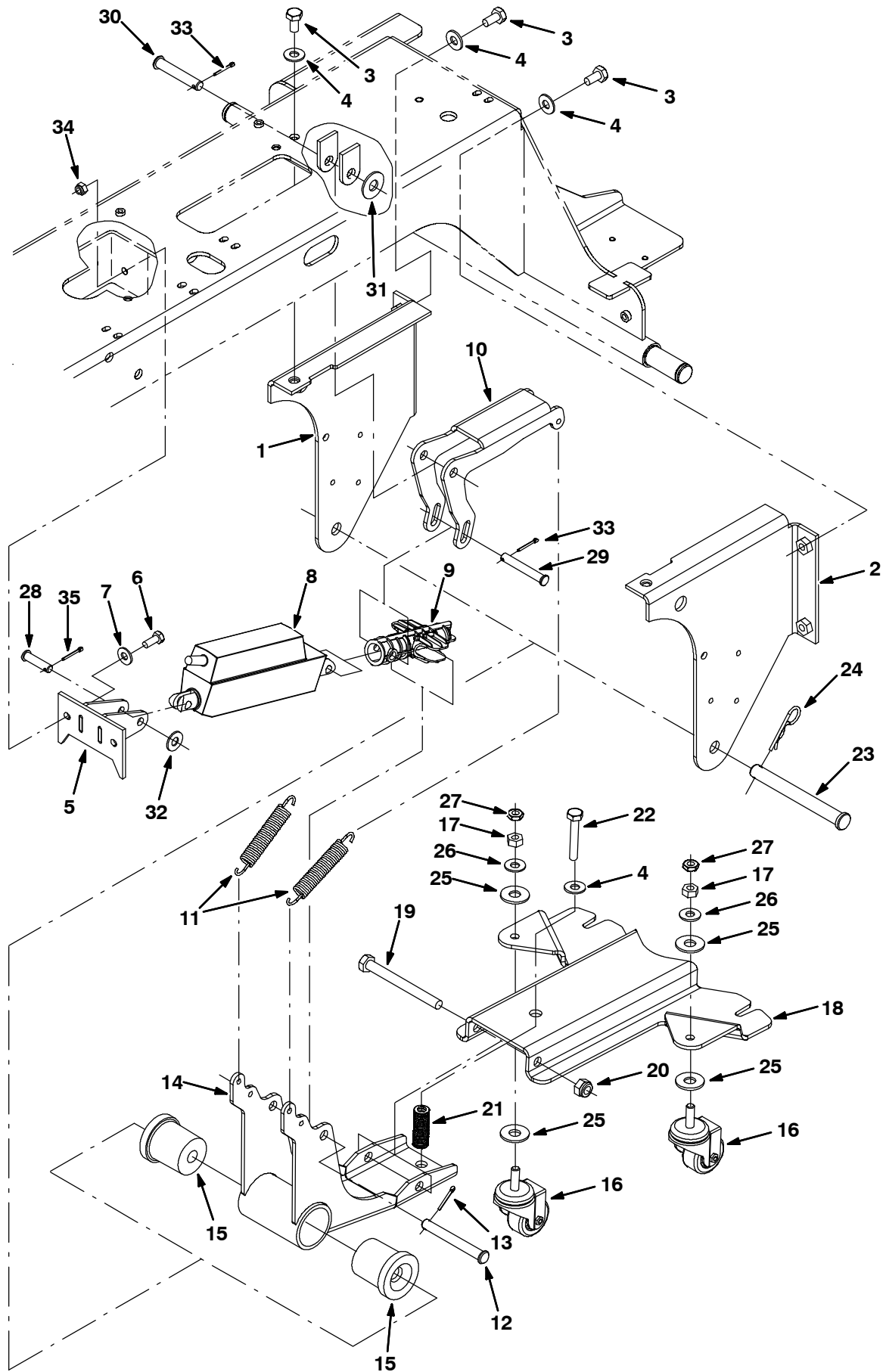


Fig. 29 - Rear Squeegee Lift Group, Cylindrical Scrub Head

Ref.	Part No.	Description	Qty.
1	1028997	Support, Frame, Sqge	1
2	1028998	Support, Frame, Sqge	1
3	09291	Screw, Hex, M10 X 1.5 X 20, Ss	6
4	01686	Washer, Flat, 0.44b 1.00d .08, Ss	7
5	1029072	Bracket Wldt, Actuator	1
6	09740	Screw, Hex, M8 X 1.25 X 20, Ss	2
7	01685	Washer, Flat, 0.38b 0.88d .08, Ss	2
8	1009268	Actuator, 12vdc, 40mm Strk [750n]	1
9	1031028	Housing, Sqge, Spring, Actuator	1
10	1032539	Arm, Spring, Mtg	1
11	1016639	Spring, Extn, 0.75od 0.11wir 04.5l	2
12	1018483	Pin, Clevis, 12mmd X 100mml	1
13	08182	Pin, Cotter, .125 X 1.00	1
14	1032452	Arm Wldt, Sqge, Rear, Cylrl	1
15	1013515	Bushing, Flex, Ure	2
16	1011561	Caster, Swivel, 50mmd, M10 X 30, Clr Pl	2
17	07787	Nut, Hex, Std, M10 X 1.50, Ss	2
18	1018725	Channel, Arm, Lower Sqge	1
19	12138	Screw, Hex, M12 X 1.75 X 120, 8.8	1
20	09741	Nut, Hex, Lock, M12 X 1.75, NI, Ss	1
21	1020182	Spring, Cmpr, 0.70od, 01.7l	1
22	04417	Screw, Hex, M10 X 1.5 X 60, Ss	1
23	1010401	Pin, Clevis, 16mmd X 150mml	1
24	02942	Pin, Cotter, Hair, 0.62d .120 Wir	1
25	41619	Washer, Flat, 0.56b 1.38d .11, Ss	4
26	01686	Washer, Flat, 0.44b 1.00d .08, Ss	2
27	32716	Nut, Hex, Jam, M10 X 1.5, Ss	2
28	94877	Pin, Clevis, 10mmd X 050mml	1
29	1032733	Pin, Clevis, 10mmd X 070mml, PI	1
30	1032732	Pin, Clevis, 12mmd X 070mml, PI	1
31	41619	Washer, Flat, 0.56b 1.38d .11, Ss	1
32	01686	Washer, Flat, 0.44b 1.00d .08, Ss	2
33	08182	Pin, Cotter, .125 X 1.00	2
34	08713	Nut, Hex, Lock, M8 X 1.25, NI, Ss	2
35	86866	Pin, Cotter, Hair, 0.38d .072 Wir	1

Fig. 30 - Rear Squeegee Group, 650 mm (26 in)

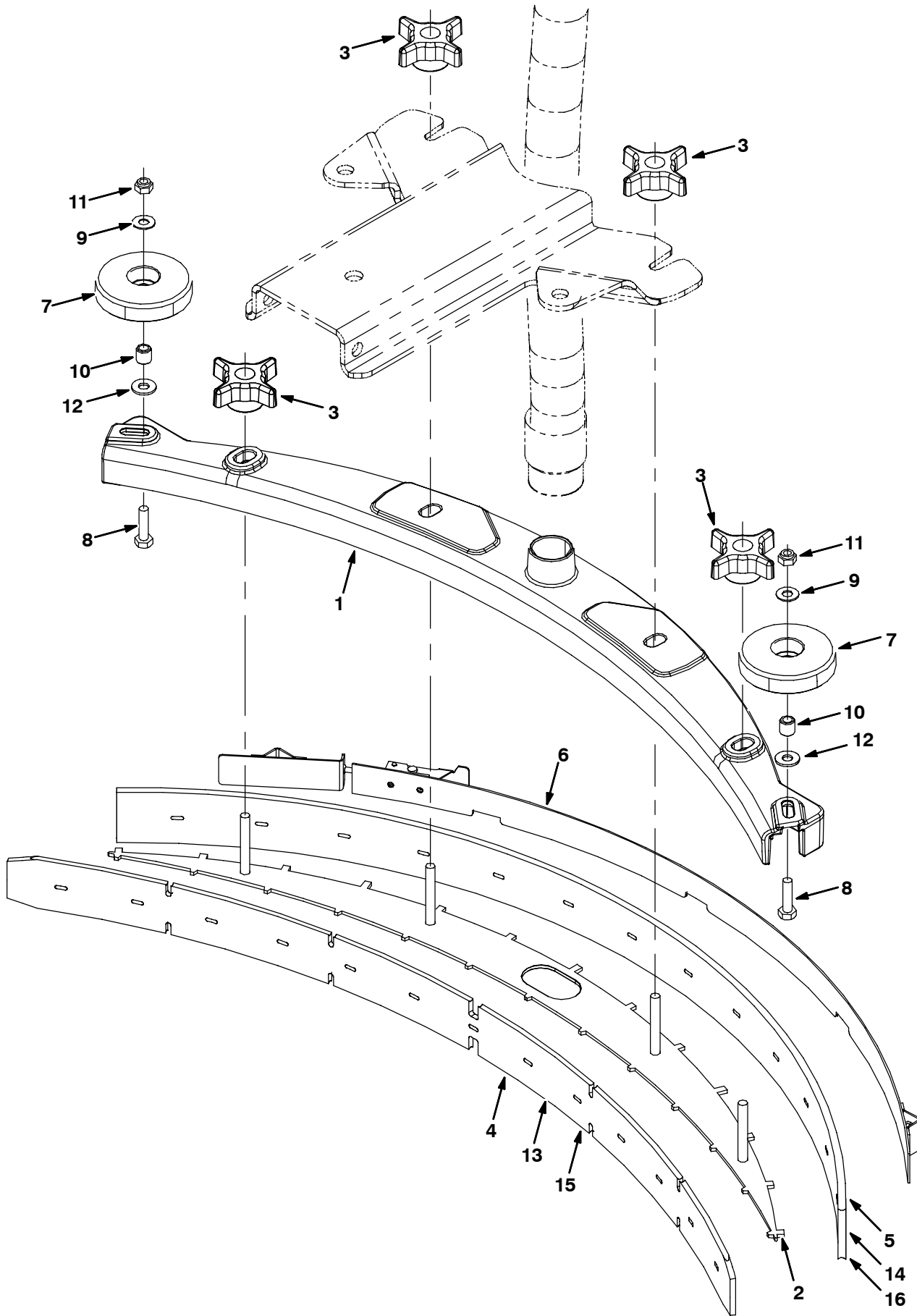


Fig. 30 - Rear Squeegee Group, 650 mm (26 in)

Ref.	Part No.	Description	Qty.
▽	9000139	Squeegee Kit, 650mm, Ci [T7/Ssr]	1
▲	1 1001468	Frame, Sqge, 700mm	1
▲	2 1012934	Plate Wldt, Sqge, Retainer, 700mm	1
▲	3 1054375	Knob, Star, 2.75d 4ear 1.1l M8x1.25,Thru	4
▲	4 390943	Blade, Sqge, Front, 700mm Linatex, 35.0l	1
▲	5 390942	Blade, Sqge, Rear, 700mm Linatex [37.5l]	1
▲	6 1033158	Strap Assy, Sqge, 700mm	1
▲	7 1010560	Wheel, Bmpr, 80d X 25w, Non-Marking	2
▲	8 09011	Screw, Hex, M8 X 1.25 X 30, Ss	2
▲	9 140027	Washer, Flat, 0.35b 0.75d .04, Ss	2
▲	10 222460	Sleeve, P/M, 0.496d 0.318b 0.50l 430ss	2
▲	11 08713	Nut, Hex, Lock, M8 X 1.25, NI, Ss	2
▲	12 01685	Washer, Flat, 0.38b 0.88d .08, Ss	2
▽	391384	Squeegee Kit, Oil-Rstn, 700mm	1
▲	13 391377	Blade, Sqge, Front, 700mm Oil-Rstn,35.0l	1
▲	14 391378	Blade, Sqge, Rear, 700mm Oil-Rstn[37.0l]	1
▽	391386	Squeegee Kit, Tile, 700mm	1
▲	15 390943	Blade, Sqge, Front, 700mm Linatex, 35.0l	1
▲	16 390936	Blade, Sqge, Rear, 700mm Gum Rbr [37.5l]	1

**Fig. 31 - Rear Squeegee Group, 800 mm (32 in)**

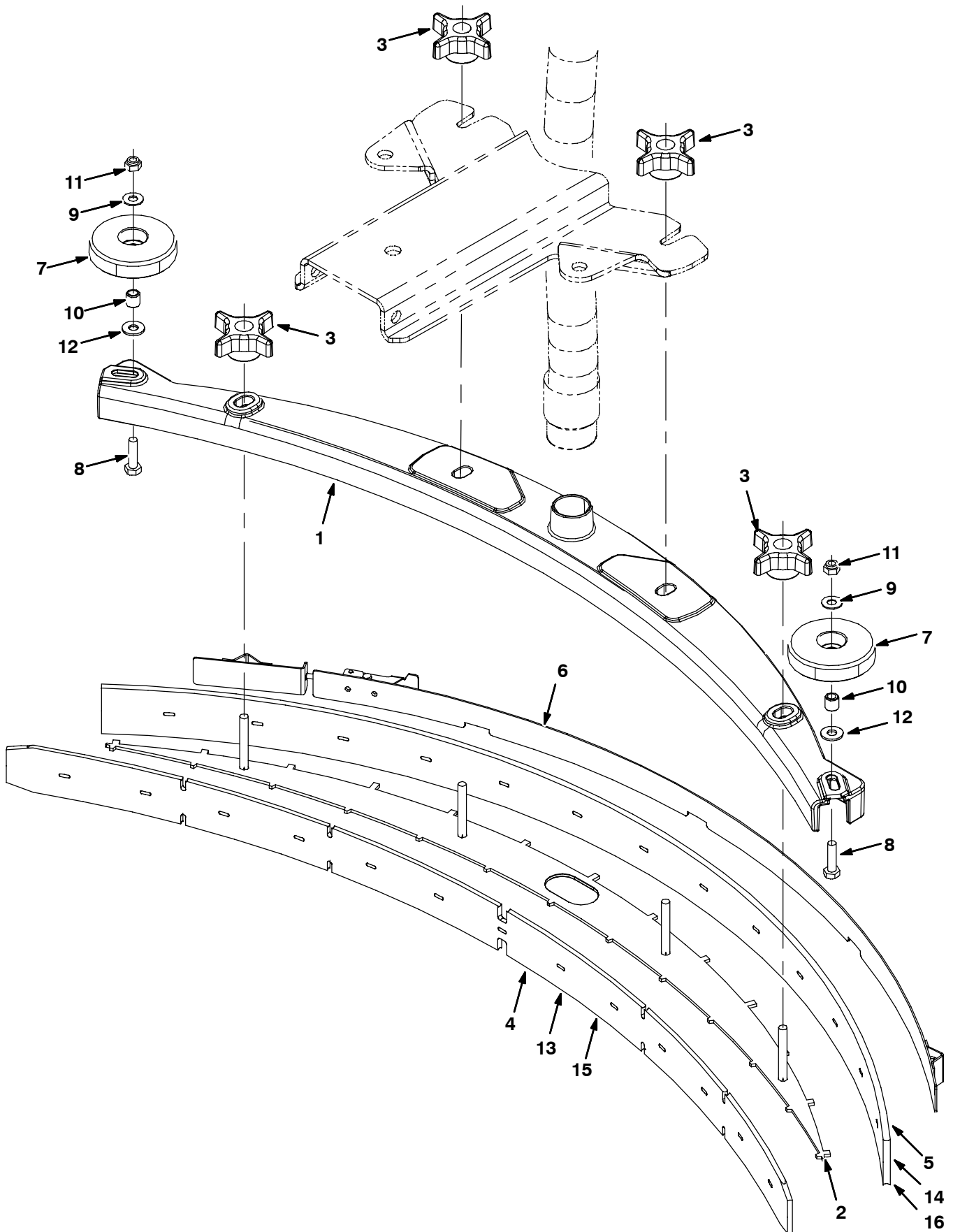


Fig. 31 - Rear Squeegee Group, 800 mm (32 in)

Ref.	Part No.	Description	Qty.
▽	9000145	Squeegee Kit, 800mm, Ci [T7/Ssr]	1
▲	1 1012964	Frame, Sqge, 800mm	1
▲	2 1013395	Plate Wldt, Sqge, Retainer, 800mm	1
▲	3 1054375	Knob, Star, 2.75d 4ear 1.1l M8x1.25,Thru	4
▲	4 390923	Blade, Sqge, Front, 800mm Linatex, 41.5l	1
▲	5 390922	Blade, Sqge, Rear, 800mm Linatex [44.0l]	1
▲	6 1033102	Strap Assy, Sqge, 800mm	1
▲	7 1010560	Wheel, Bmpr, 80d X 25w, Non-Marking	2
▲	8 09011	Screw, Hex, M8 X 1.25 X 30, Ss	2
▲	9 140027	Washer, Flat, 0.35b 0.75d .04, Ss	2
▲	10 222460	Sleeve, P/M, 0.496d 0.318b 0.50l 430ss	2
▲	11 08713	Nut, Hex, Lock, M8 X 1.25, NI, Ss	2
▲	12 01685	Washer, Flat, 0.38b 0.88d .08, Ss	2
▽	391383	Squeegee Kit, Oil-Rstn, 800mm	1
▲	13 391379	Blade, Sqge, Front, 800mm Oil-Rstn,41.5l	1
▲	14 391380	Blade, Sqge, Rear, 800mm Oil-Rstn[44.0l]	1
▽	391385	Squeegee Kit, Tile, 800mm	1
▲	15 390923	Blade, Sqge, Front, 800mm Linatex, 41.5l	1
▲	16 390934	Blade, Sqge, Rear, Gum Rbr, 800mm[44.0l]	1

Fig. 32 - Circuit Board Group

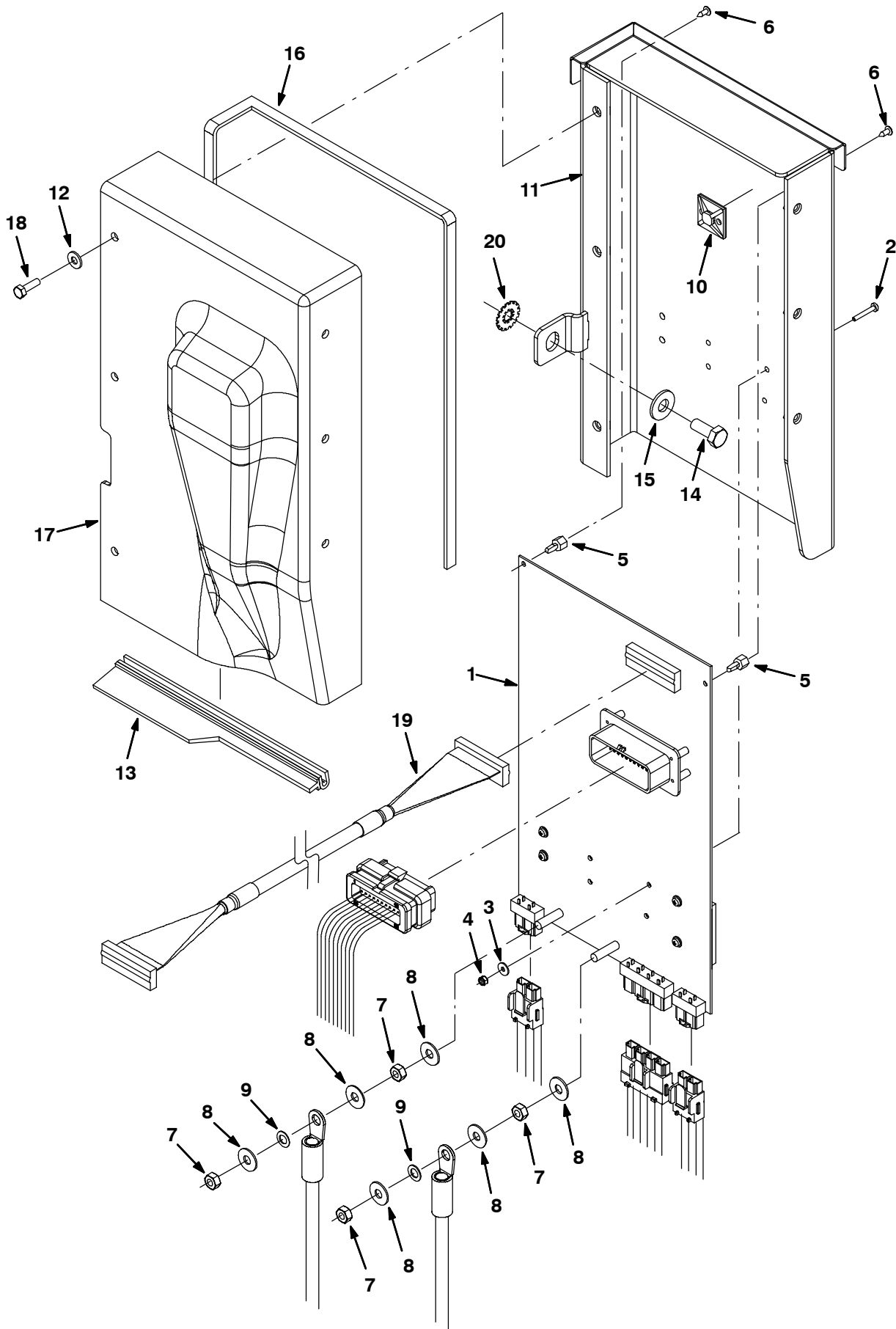


Fig. 32 - Circuit Board Group

	Ref.	Part No.	Description	Qty.
▽	1	9006882	Controller Kit, Replmt, Ci [T7 Disk]	1
▲	2	06922	Screw, Pan, M3 X 0.5 X 20, 4.8	4
▲	3	1019218	Washer, Flat, 0.14b 0.31d, Nyl	3
▲	4	579211	Nut, Hex, Lock, M3 X .5, Ss	3
▲	5	1016825	Support, Circuitboard	2
▲	6	3701.6	Screw, Pan, #06-32 X 0.38, Phl Ss Shtmtl	2
▲	7	07785	Nut, Hex, Std, M6 X 1.0, A2, Ss	4
▲	8	1057560	Washer, Flat, M6.4b, X 16d X 1 Ss	6
▲	9	32982	Washer, Lock, Int, 0.25	2
▲	10	55248	Mount, Cable Tie	1
▲	11	1017754	Panel, Wldt, Cntrl	1
▽	1	9006881	Controller Kit, Replmt, Ci [T7 Cyl]	1
▲	2	06922	Screw, Pan, M3 X 0.5 X 20, 4.8	4
▲	3	1019218	Washer, Flat, 0.14b 0.31d, Nyl	3
▲	4	579211	Nut, Hex, Lock, M3 X .5, Ss	3
▲	5	1016825	Support, Circuitboard	2
▲	6	3701.6	Screw, Pan, #06-32 X 0.38, Phl Ss Shtmtl	2
▲	7	07785	Nut, Hex, Std, M6 X 1.0, A2, Ss	4
▲	8	1057560	Washer, Flat, M6.4b, X 16d X 1 Ss	6
▲	9	32982	Washer, Lock, Int, 0.25	2
▲	10	55248	Mount, Cable Tie	1
▲	11	1017754	Panel, Wldt, Cntrl	1
	12	76426	Washer, Sealing, 0.28b 0.75d Ss/Neo	6
	13	1019083	Seal, Cut	1
	14	09740	Screw, Hex, M8 X 1.25 X 20, Ss	1
	15	01685	Washer, Flat, 0.31 Ss	1
	16	1017880	Seal, Strip, Adh	1
	17	1036368	Cover, Panl, Ele, Afmkt, Na, Ce, Tj	1
	18	24199	Screw, Hex, M5 X 0.8 X 16, Ss	6
	19	1016865	Cable, Ribbon	1
	20	41141	Washer, Lock, Int-Ext, 0.31	1

**Fig. 33 - Electrical Group**

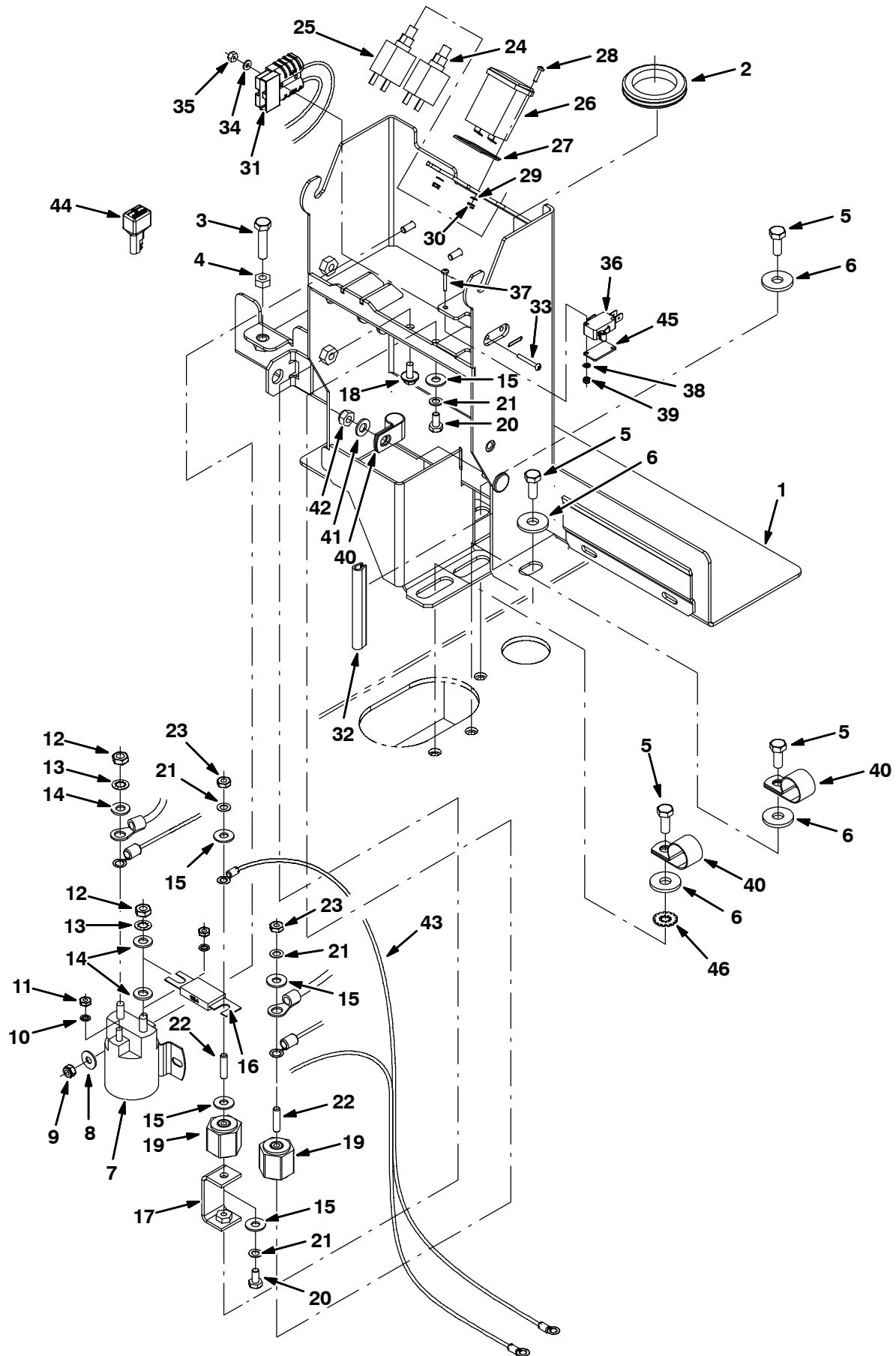


Fig. 33 - Electrical Group

Ref.	Part No.	Description	Qty.
1	1011704	Support Wldt, Actuator (For Disk Scrub Head)	1
1	1021531	Support Wldt, Actuator (For Cylindrical Scrub Head)	1
2	54345	Grommet, Rbr, 1.62id, F/ 1.9h, .13matl	1
3	09023	Screw, Hex, M8 X 1.25 X 35, Ss, Fl	1
4	07786	Nut, Hex, Std, M8 X 1.25, Ss	1
5	09740	Screw, Hex, M8 X 1.25 X 20, Ss	5
6	1017218	Washer, Flat, 0.321b 1.00d .12, Ss	5
7	02424	Relay, 24vdc, 100a, Sp N/O [White]	1
8	01684	Washer, Flat, 0.25 Ss	2
9	08712	Nut, Hex, Lock, M6 X 1.0, Ss, NI	2
10	07514	Washer, Lock, Int, #10, Ss	2
11	01689	Nut, Hex, Std, #10-32, Ss	2
12	20170	Nut, Hex, Jam, .31-24	2
13	32984	Washer, Lock, Int, .31	2
14	39349	Washer, Flat, 0.31 Sae	3
15	32490	Washer, Flat, 0.25 Std	5
16	86379	Fuse, .88 X 3.2l 100a 125vac	1
17	1018546	Bracket, Stand-Off (For Disk Scrub Head)	1
18	1034731	Screw, Hex, M6 X 1.00 X 16, Ss, Sems	1
19	76062	Insulator, Panel & Switchboard	2
20	58670	Screw, Hex, .25-20 X 0.50, NI	2
21	32982	Washer, Lock, Int, 0.25	4
22	1017807	Rod, Thrd, Full, .25-20 01.0l	2
23	32520	Nut, Hex, Jam, .25-20	2
24	383720	Circuitbreaker, 5.0a	1
25	383722	Circuitbreaker, 15.0a	1
26	377433	Gauge, Hourmeter, 12-60vdc, Analog [10k]	1
27	222683	Gasket, Hourmeter	1
28	09146	Screw, Pan, M3 X 0.5 X 12, 4.8	2
29	39658	Washer, Lock, Int, #04	2
30	01754	Nut, Hex, Std, M3 X 0.5, 8	2
31	391915	Harness, Chrgr [T7]	1
32	1020168	Molding, Afmkt, Trim, Pvc, .08-.11, 1ft	1
33	25005	Screw, Pan, #06-32 X 1.00, 1	2
34	19064	Washer, Flat, #06	2
35	75939	Nut, Hex, Lock, #06-32, NI	2
36	600437	Switch, Snap Actn, 250vac 16a Rlr	1
37	06922	Screw, Pan, M3 X 0.5 X 20, 4.8	2
38	39658	Washer, Lock, Int, #04	2
39	01754	Nut, Hex, Std, M3 X 0.5, 8	2
40	69234	Clamp, Cable, Stl, 1.00d X 0.62w, 1h	3
41	01685	Washer, Flat, 0.31 Ss	1
42	08713	Nut, Hex, Lock, M8 X 1.25, NI, Ss	1
43	391916	Harness, Power, [T7]	1
44	222290	Diode, Ele, Plug	2
45	601359	Plate, Backing, Switch	1
46	41141	Washer, Lock, Int-Ext, 0.31	1

Fig. 34 - Electrical Schematic, Standard & FaST Model (S/N 0000000- )

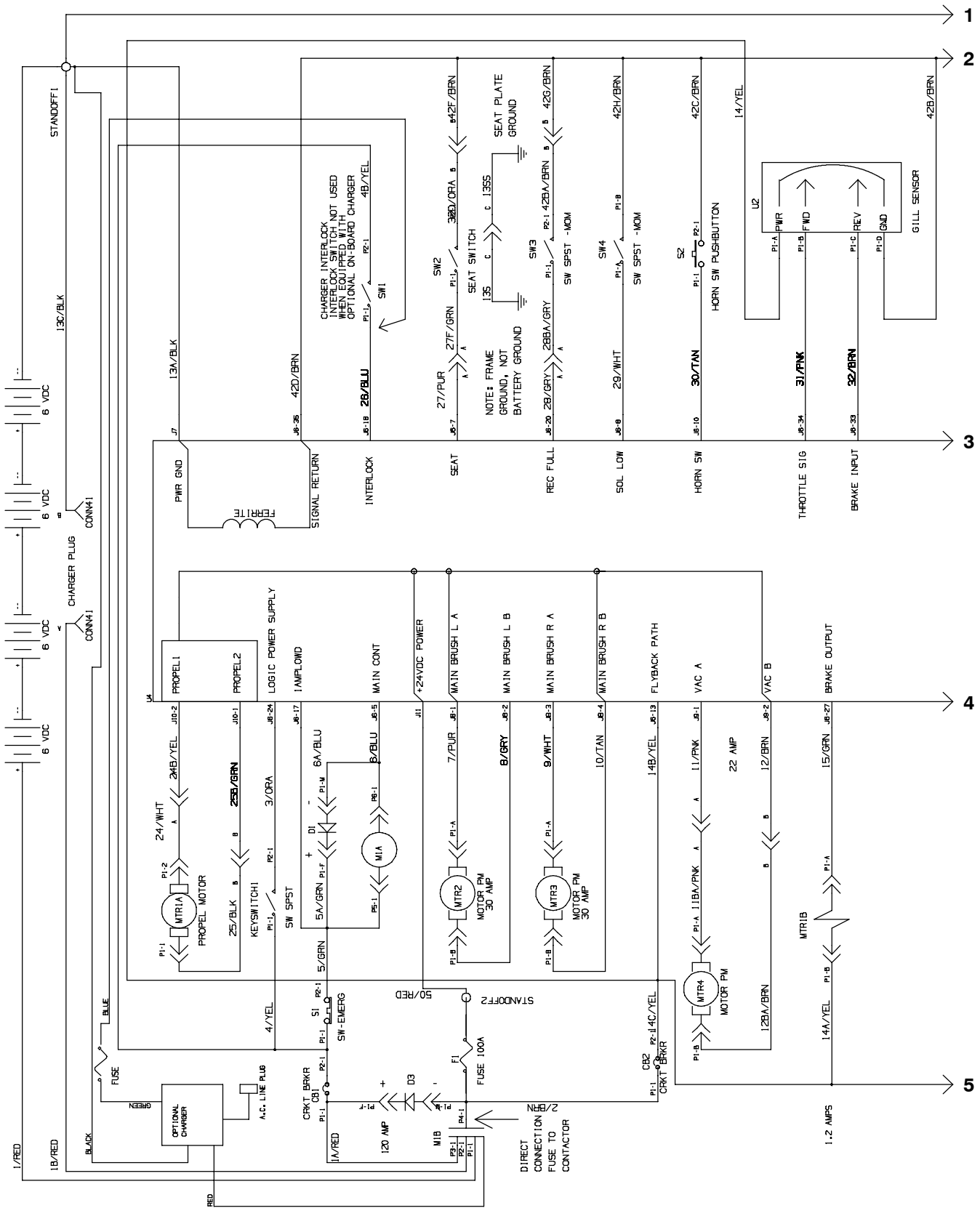
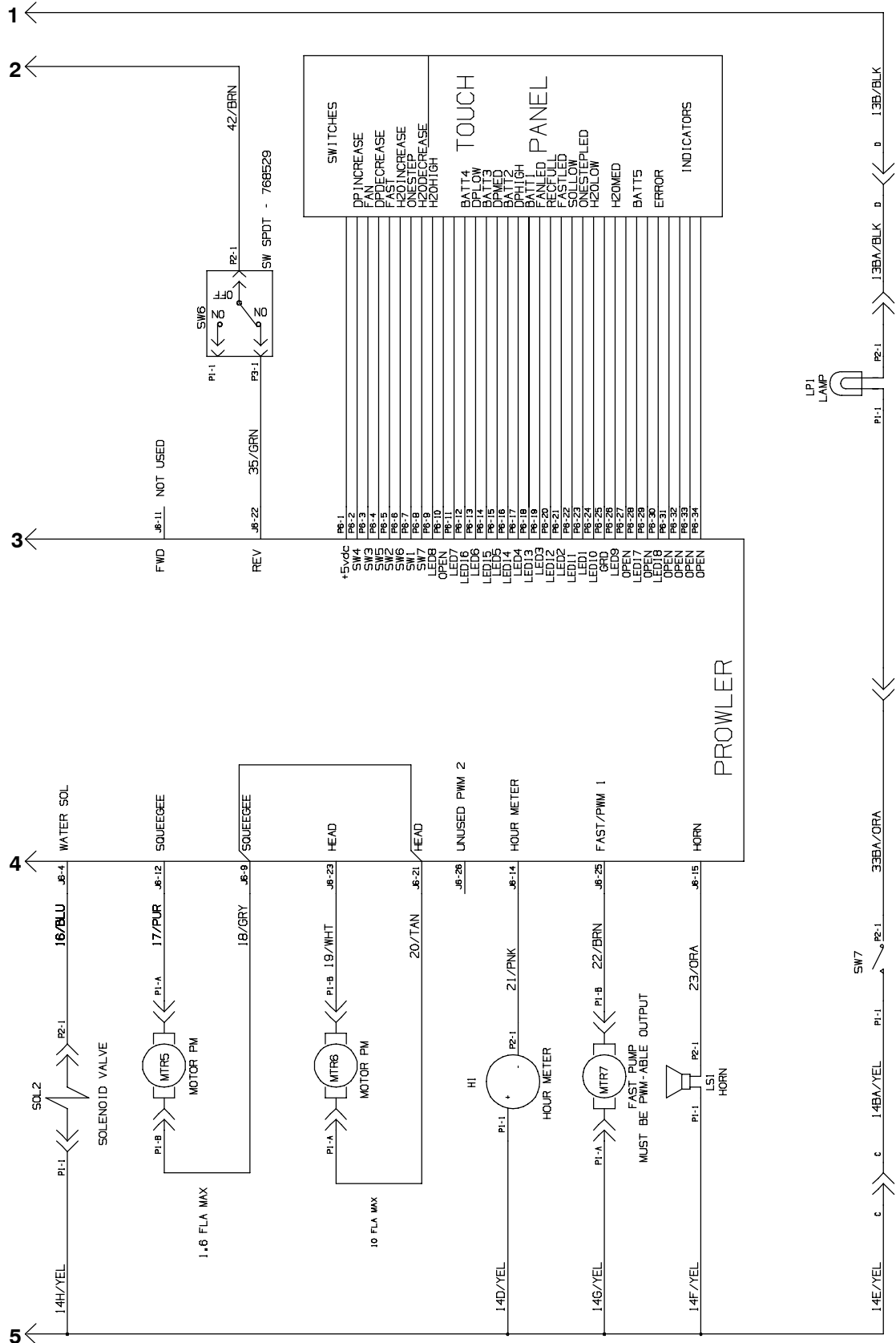


Fig. 34 - Electrical Schematic, Standard & FaST Model (S/N 00000000- )



1. 1/RED battery + , 13/BLK battery -
2. All other wires will have a specific wire color based on the one's digit of the wire number as follows:
  - x1=PNK (except 1/RED) x6=BLU
  - x2=BRN x7=PUR
  - x3=ORA (except 13/BLK) x8=GRY
  - x4=YEL x9=WHT
  - x5=GRN x10=TAN

# STANDARD PARTS

Fig. 35 - Electrical Schematic, *ec-H2O* Model (S/N 10419534- )

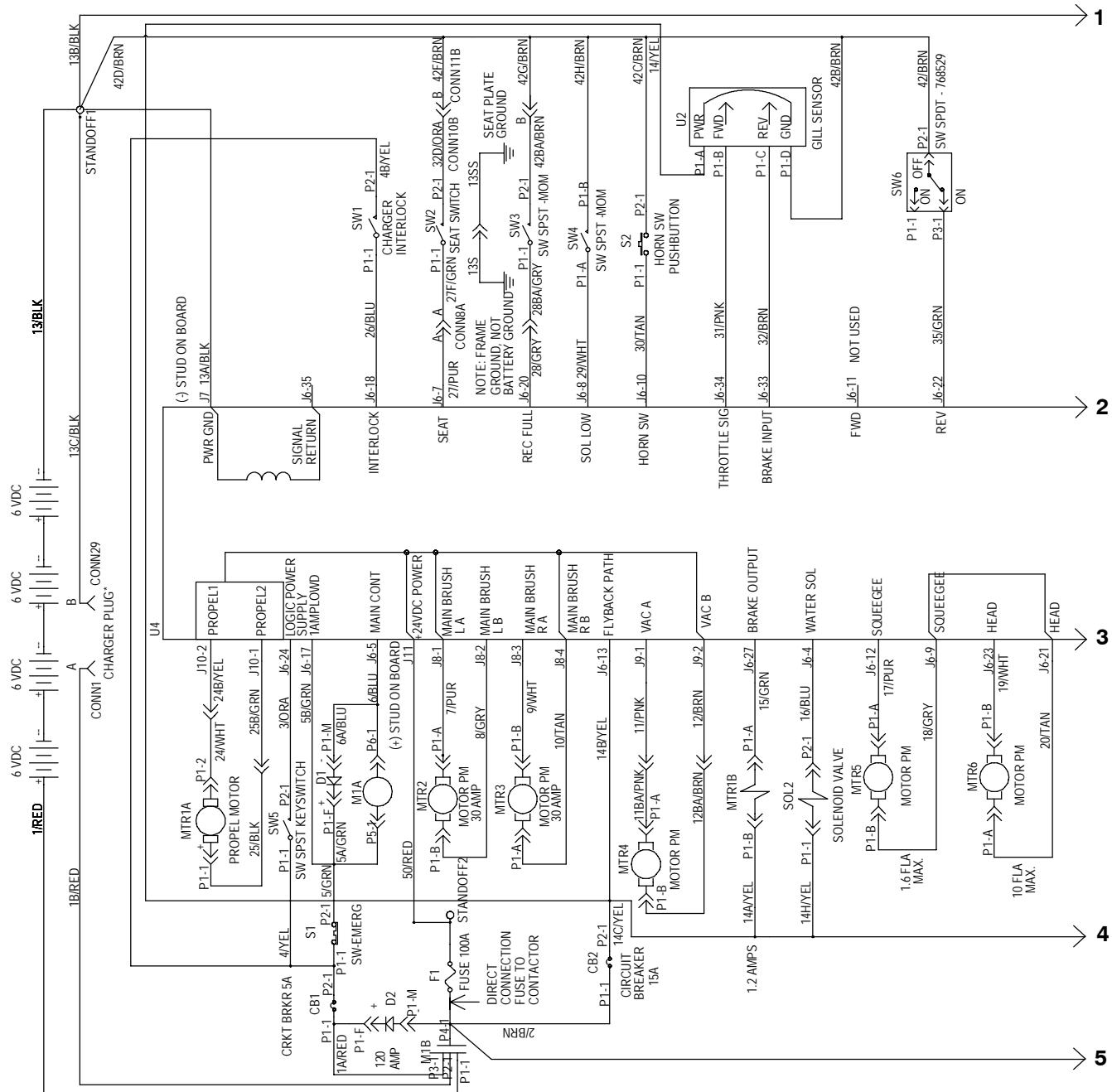


Fig. 35 - Electrical Schematic, ec-H2O Model (S/N 10419534- )

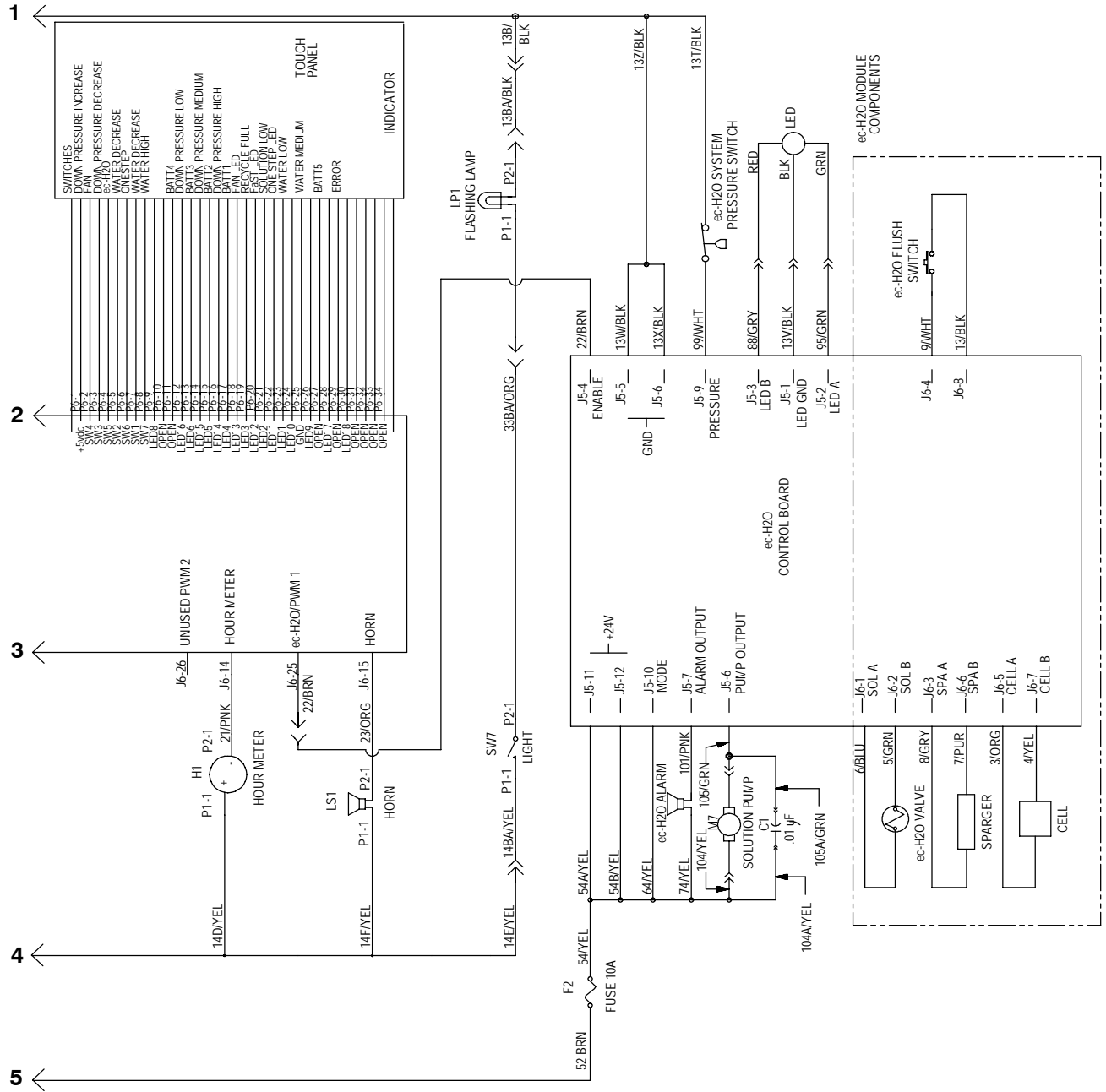


Fig. 36 - Wire Harness Group, Main (S/N 0000000-10236151)

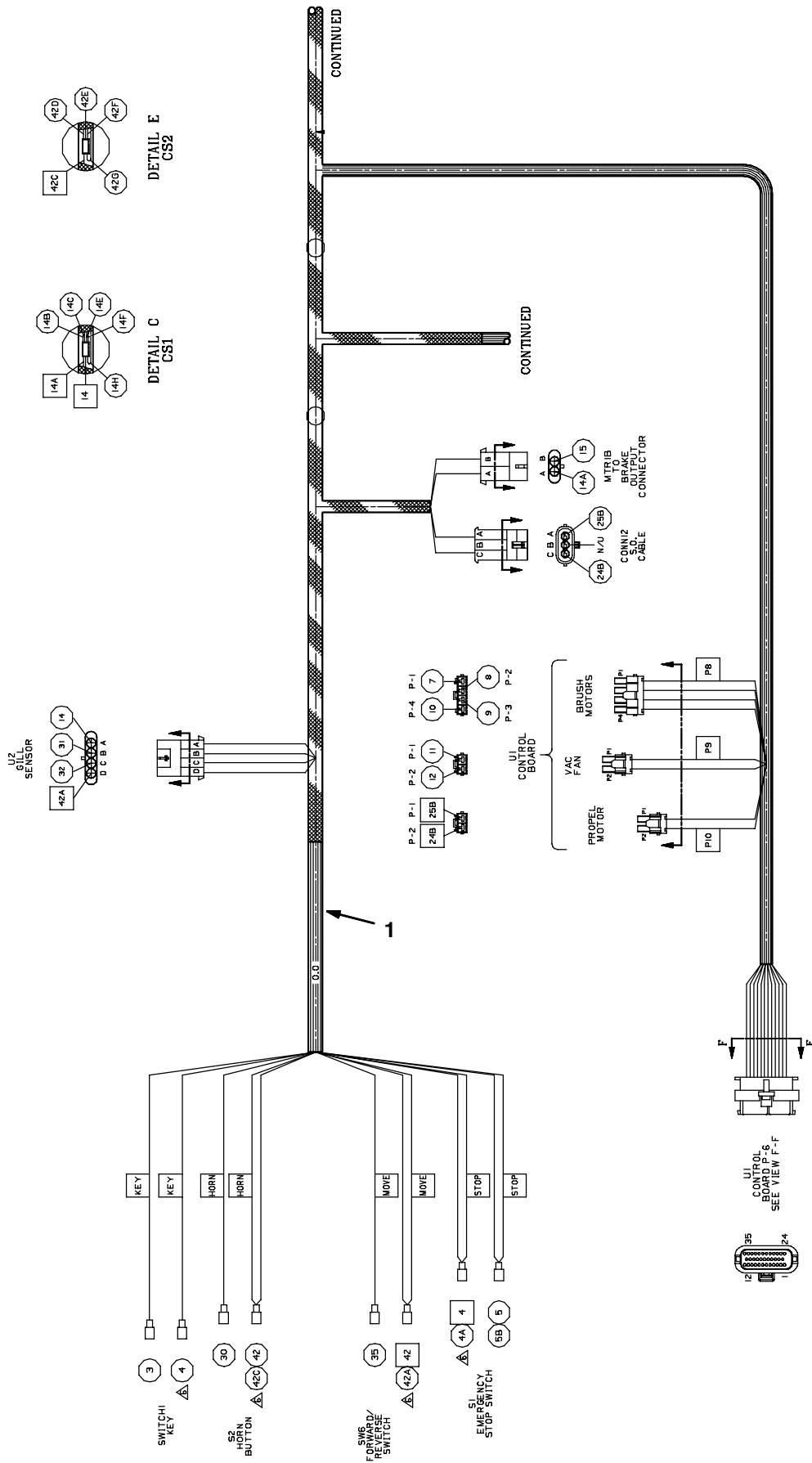
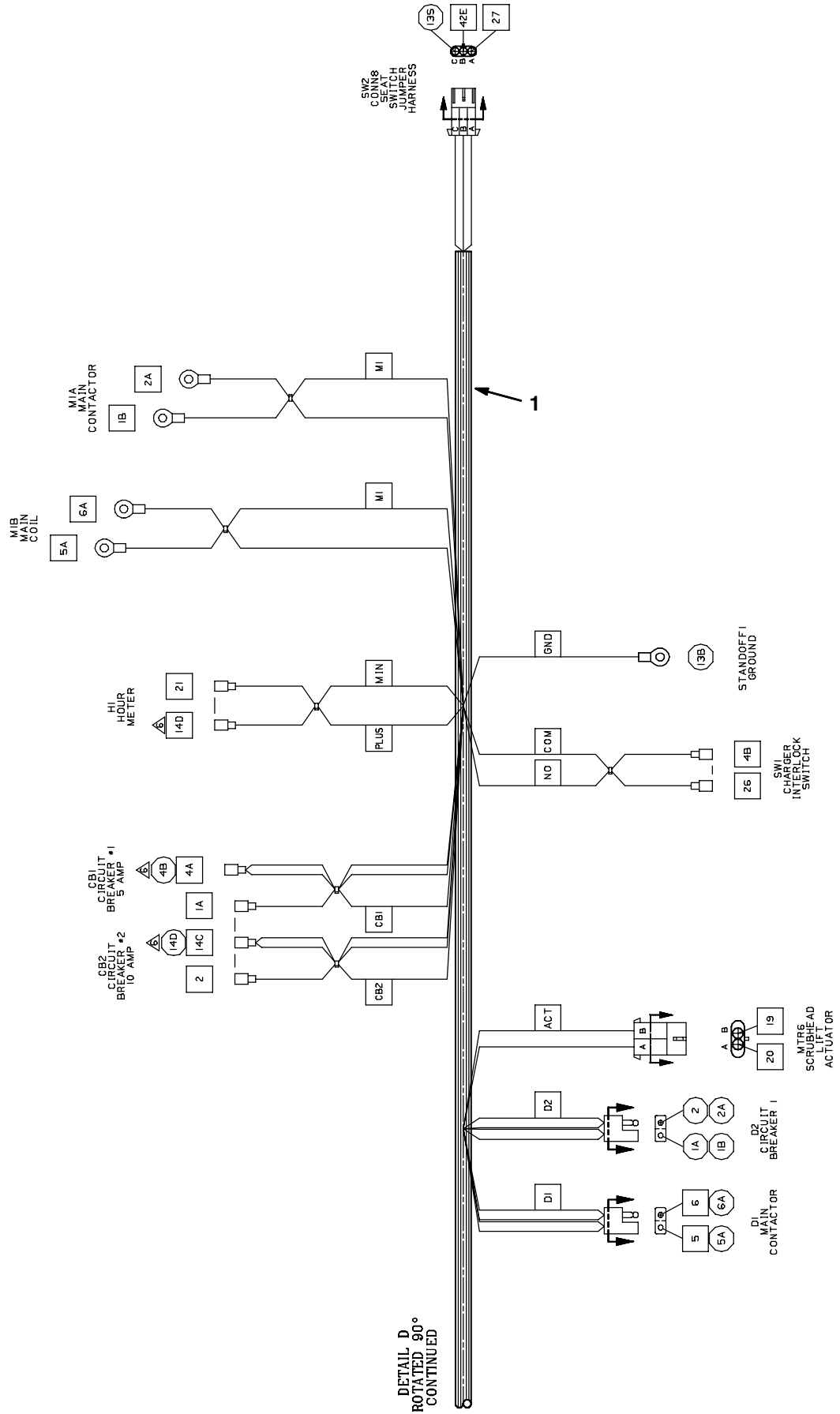
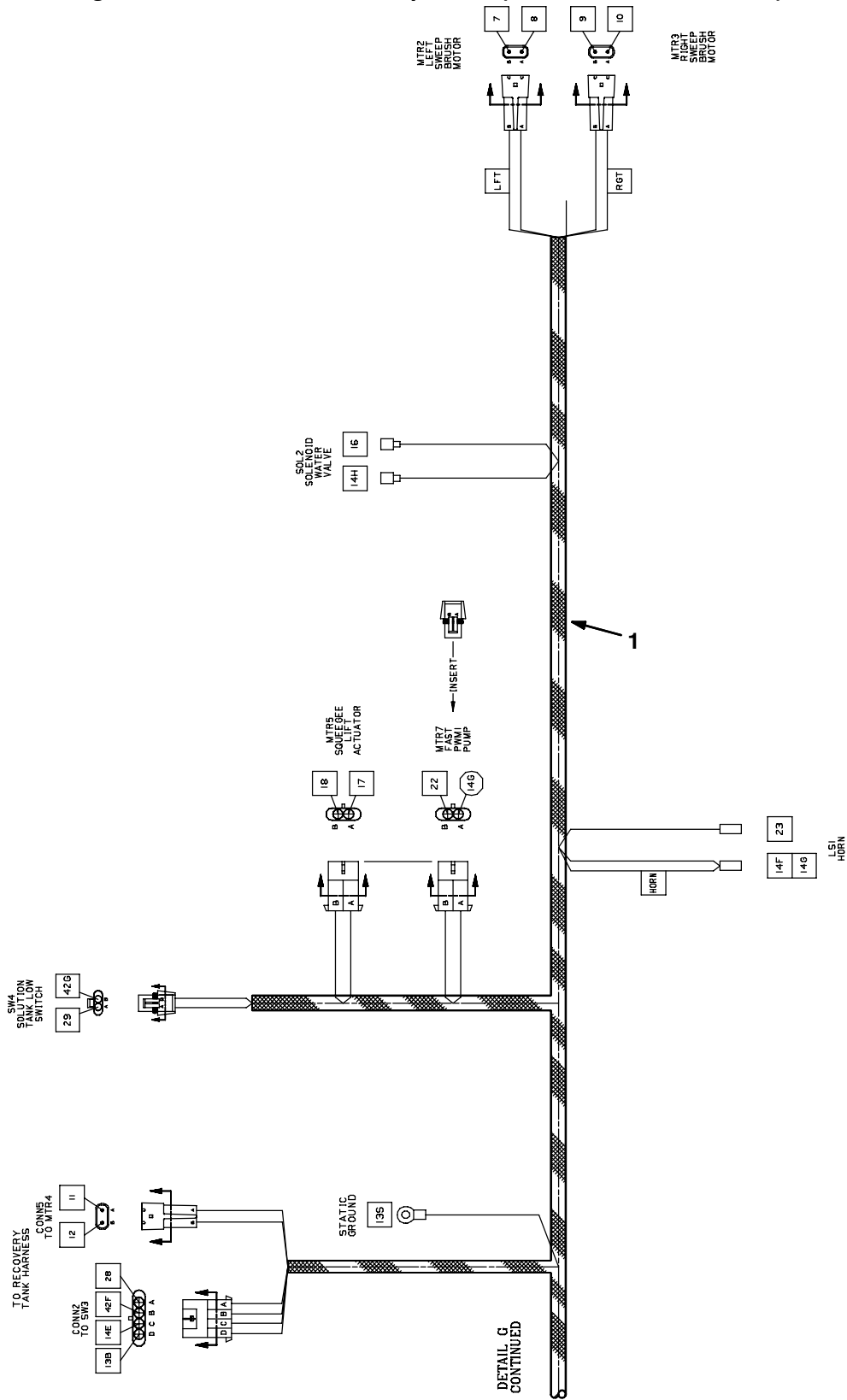


Fig. 36 - Wire Harness Group, Main (S/N 0000000-10236151)



# STANDARD PARTS

Fig. 36 - Wire Harnesses Group, Main (S/N 0000000-10236151)



Ref.	Part No.	Description	Qty.
1	391950	[1] Harness, Main, [ T7/SSR ] (Replaced by Kit #9001454)	1

[1] Serial number (00000000-10236151)

Fig. 37 - Wire Harness Group, Main (S/N 10236152-10426042)

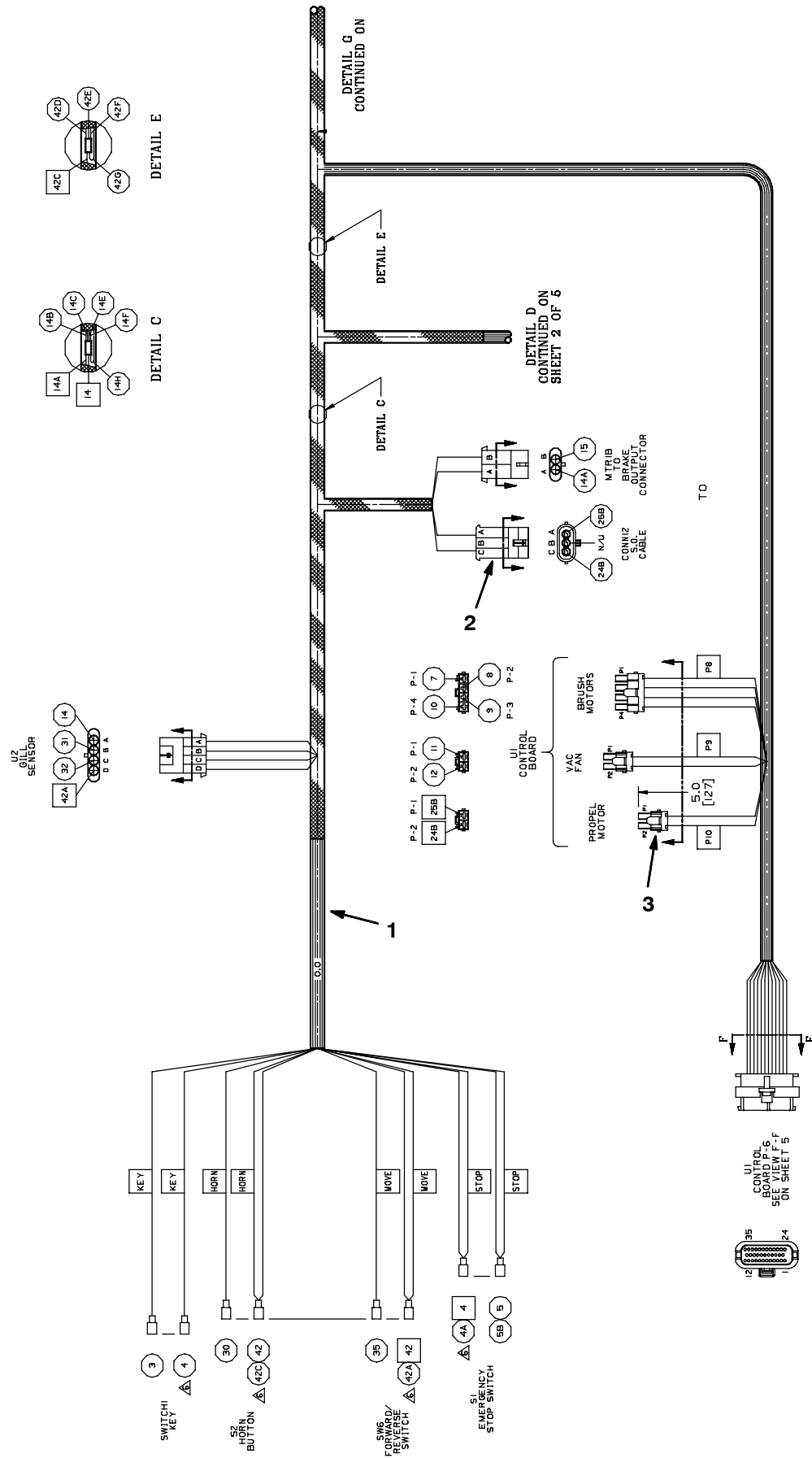
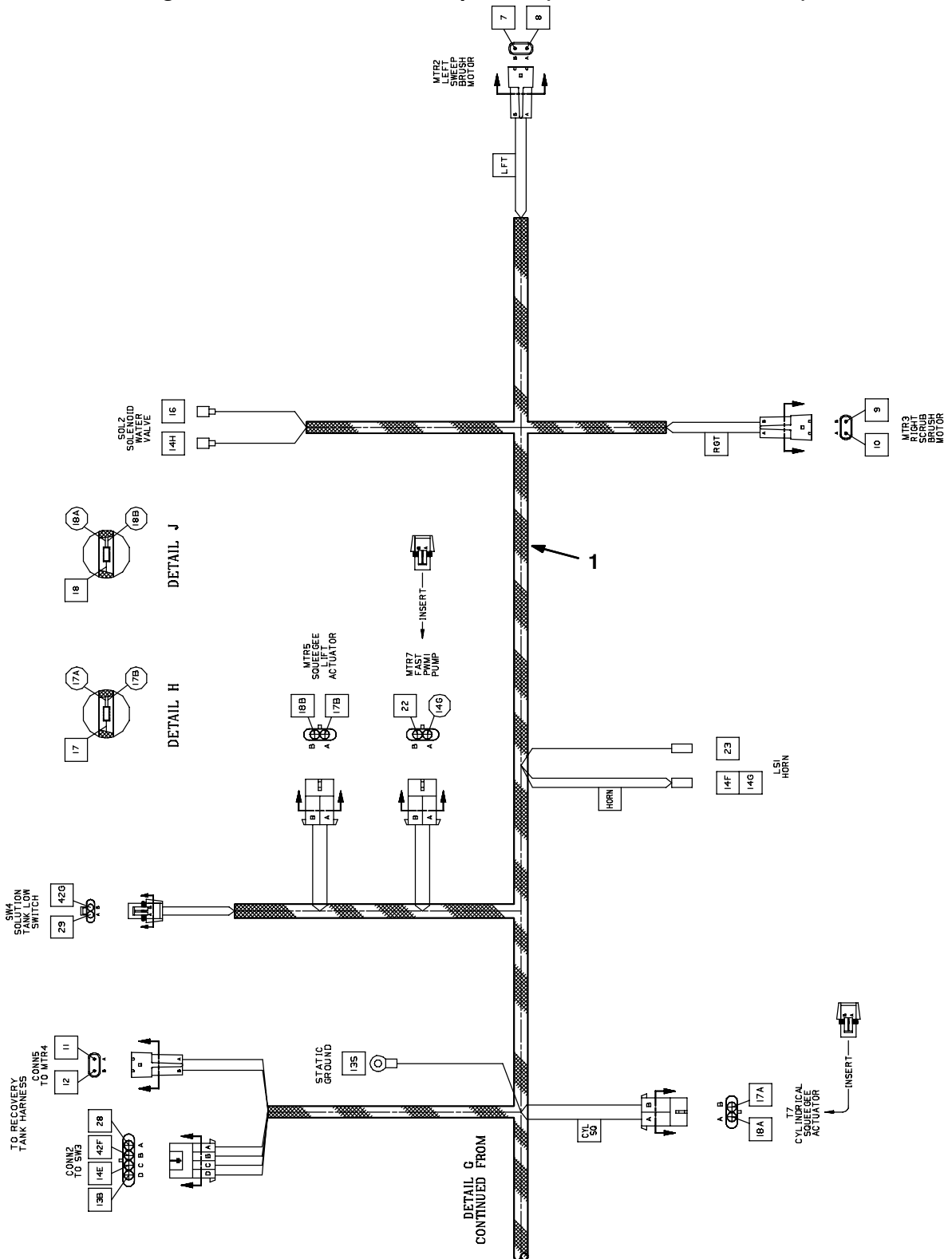




Fig. 37 - Wire Harnesses Group, Main (S/N 10236152-10426042)

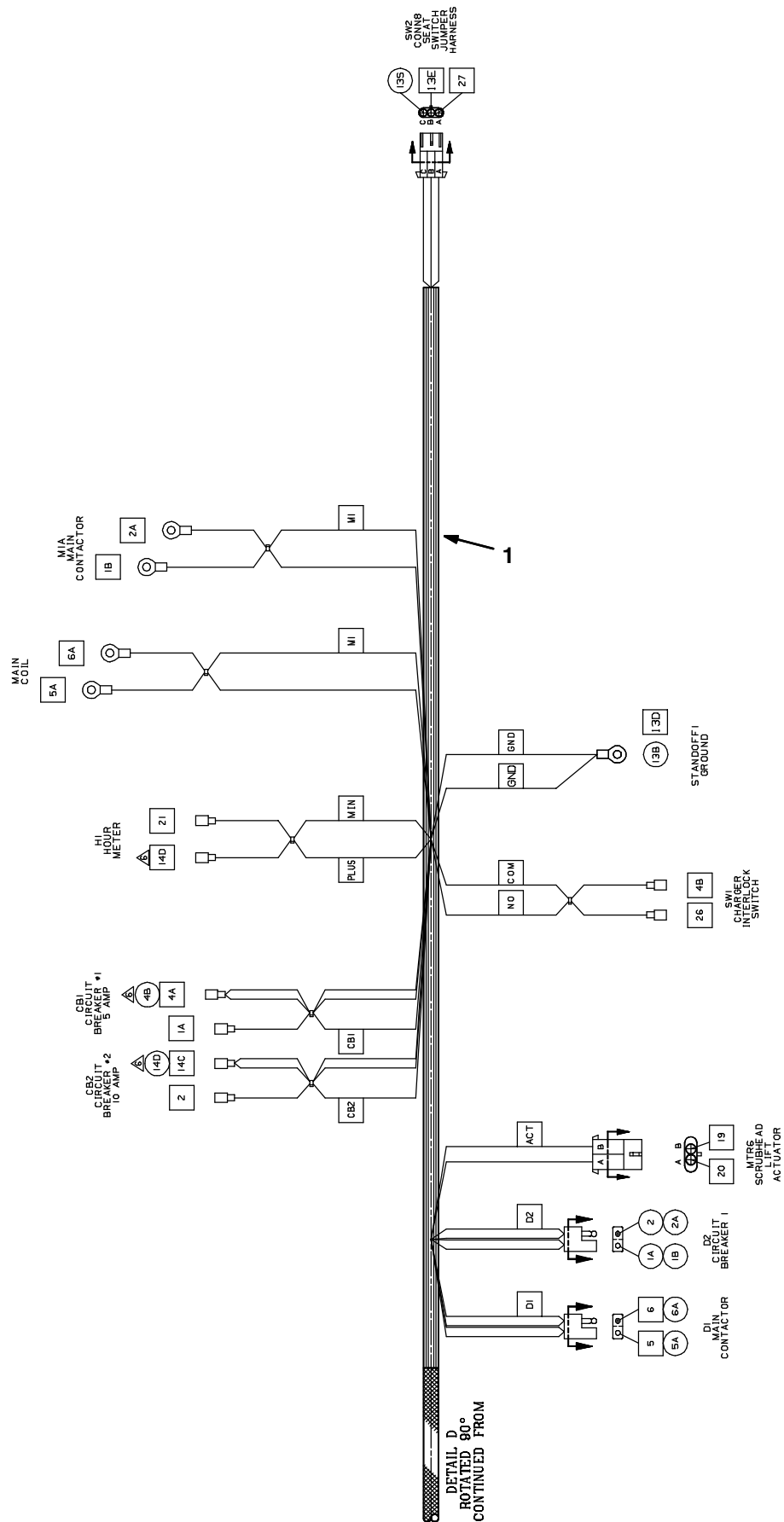


Ref.	Part No.	Description	Qty.
▽	1 391991	1 Harness, Main, Disk / Cylrc1 [T7]	1
▲	2 1047189	Connector, Mal, 3 Cav [Mp630]	1
▲	3 1013835	Connector Body, Fem, 2 Recept.[Molex]	1

1 Serial number (10236152-10426042)

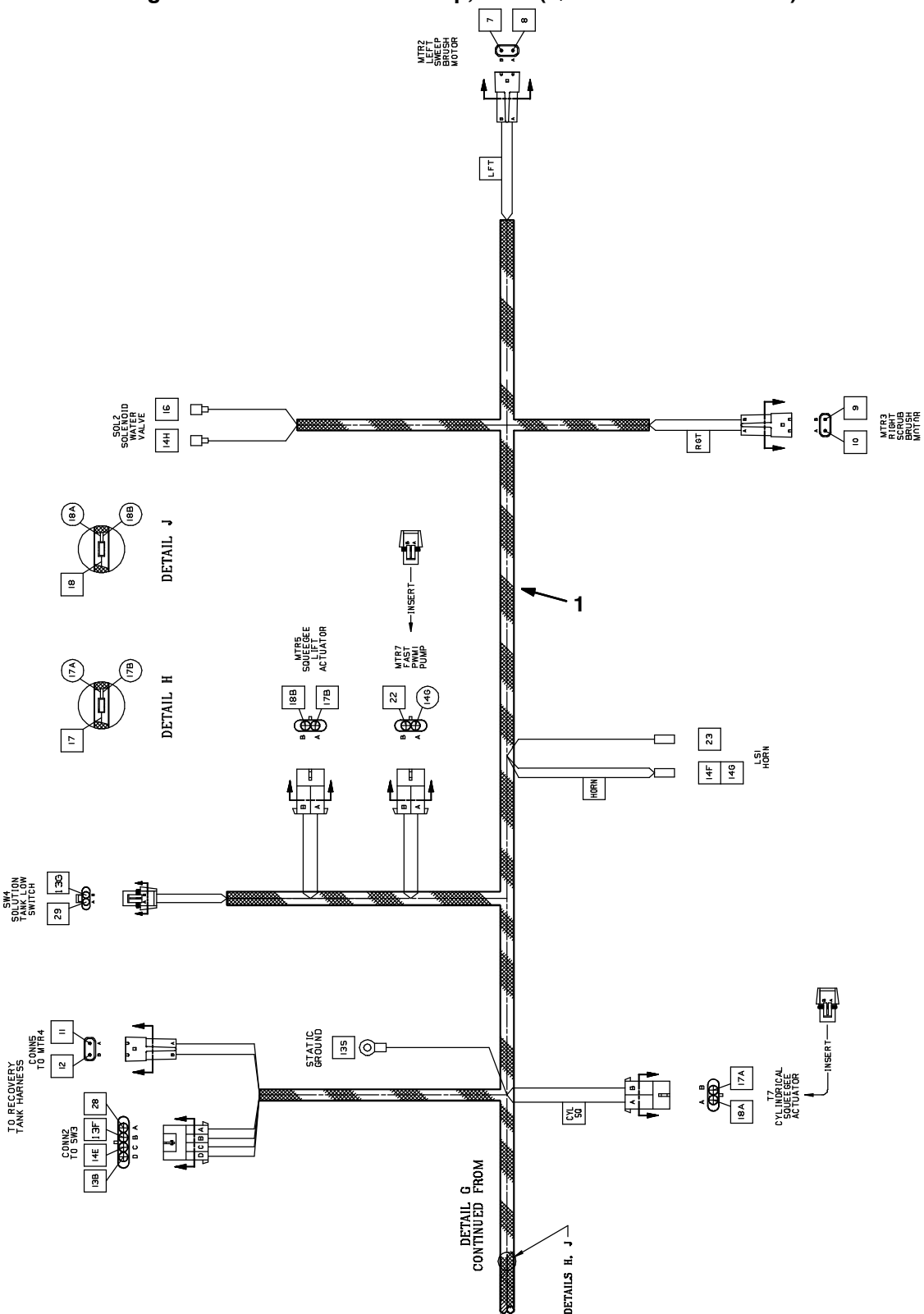


Fig. 38 - Wire Harnesses Group, Main (S/N 10426043- )



# STANDARD PARTS

Fig. 38 - Wire Harnesses Group, Main (S/N 10426043- )

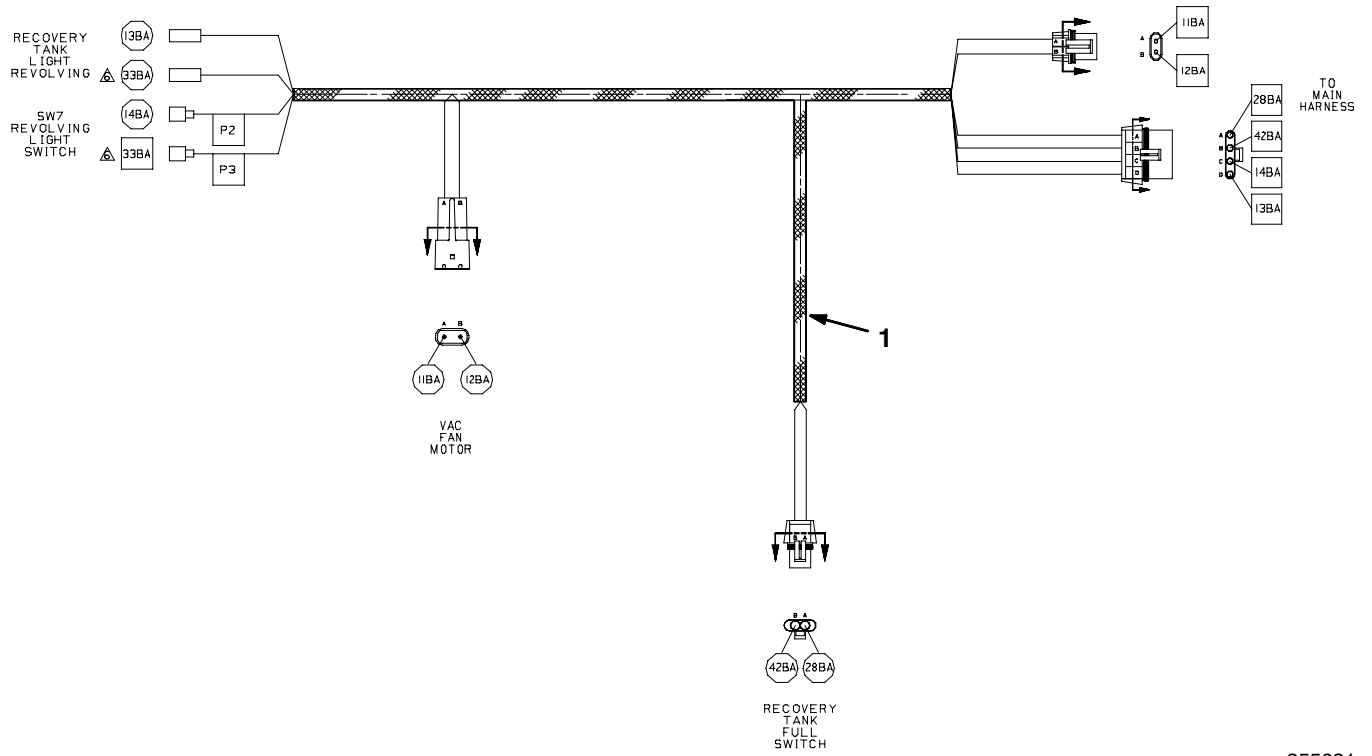


1052906

Ref.	Part No.	Description	Qty.
▽	1 1052906	[1] Harness, Main [T7]	1
▲	2 1047189	Connector, Mal, 3 Cav [Mp630]	1
▲	3 1013835	Connector Body, Fem, 2 Recept.[Molex]	1

[1] Serial number (10426043- )

Fig. 39 - Wire Harnesses Group, Tank

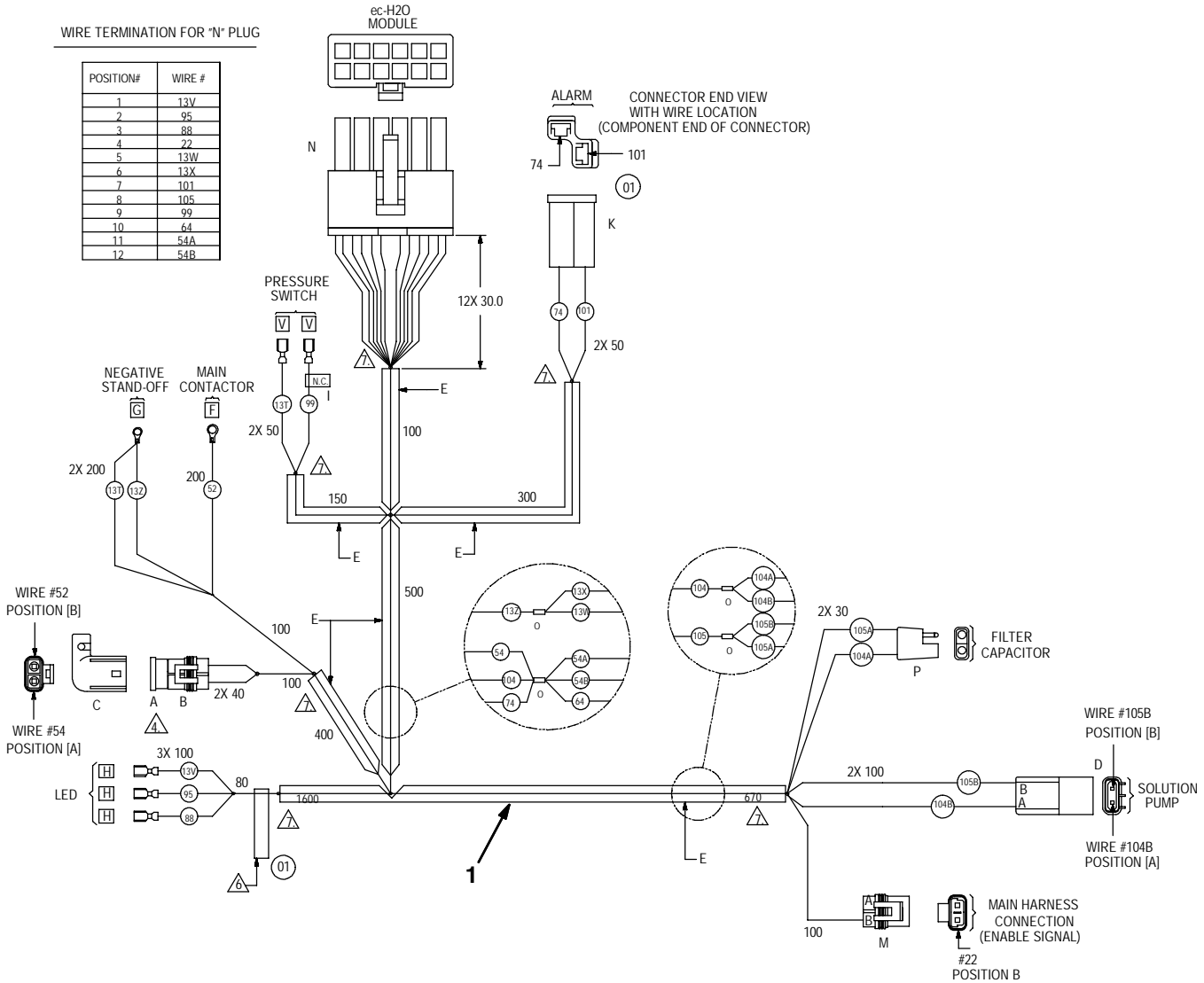


355031

Ref.	Part No.	Description	Qty.
1	391913	Harness, Tank, [T7]	1

# STANDARD PARTS

Fig. 40 - Wire Harnesses Group, *ec-H2O* Option (S/N 10419534- )

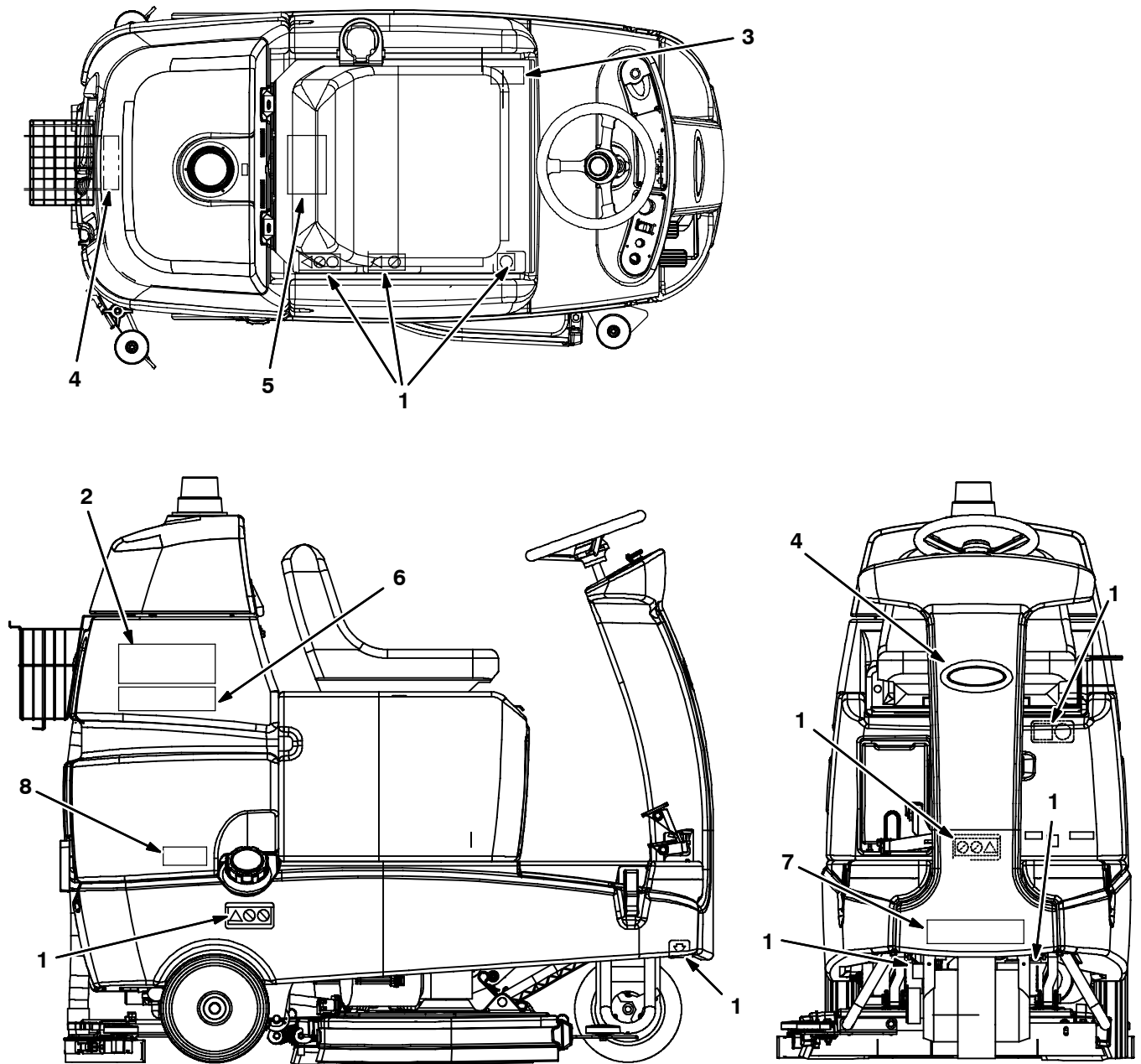


1050394

Ref.	Part No.	Description	Qty.
1	1050394	[1] Harness Assy, Wire [T7 Ec-H2o]	1

[1] Serial number (10419534- )

Fig. 41 - Label Group



355032

Ref.	Part No.	Description	Qty.
1	1015167	Label Set, Info/Hzrd	1
2	1016057	Label, Model, Side [Speed Scrub Rider]	2
2	1016058	Label, Model, [Speed Scrub Rider Fast]	2
3	1015012	Label [Nfsi Certification]	1
4	1034637	Label, Front, 3.50 [Nobles Icon]	2
5	1026686	Label, Battery, Diagram [T7 / R14]	1
6	1050019	Label, Side, Ec-H2o [Ss3/Ss5/Ss rider]	2
7	1050020	Label, Front, Ec-H2o [Ss5]	1
8	1050003	Label [User, Attention, Ec-H2o]	1



# SECTION 3

<b>Contents</b>	<b>Page</b>
Fig. 1 - FaST Group, Disk Scrub Head . . . . .	3-2
Fig. 2 - FaST Group, Cylindrical Scrub Head . .	3-4
Fig. 3 - <i>ec-H2O</i> Group, Disk Scrub Head . . . . .	3-6
Fig. 4 - <i>ec-H2O</i> Group, Cylindrical Scrub Head	3-8
Fig. 5 - Flashing Light Kit . . . . .	3-10
Fig. 6 - Battery Group, 180Ah, Maintenance Free . . . . .	3-11
Fig. 7 - Battery Group, 220Ah, Maintenance Free . . . . .	3-12
Fig. 8 - Battery Group, 335Ah . . . . .	3-13
Fig. 9 - Battery Charger Kit, On-Board . . . . .	3-14
Fig. 10 - Battery Chargers Group . . . . .	3-16
Fig. 11 - Basket Kit . . . . .	3-17
Fig. 12 - Documentation Group . . . . .	3-18

Fig. 42 - FaST Group, Disk Scrub Head

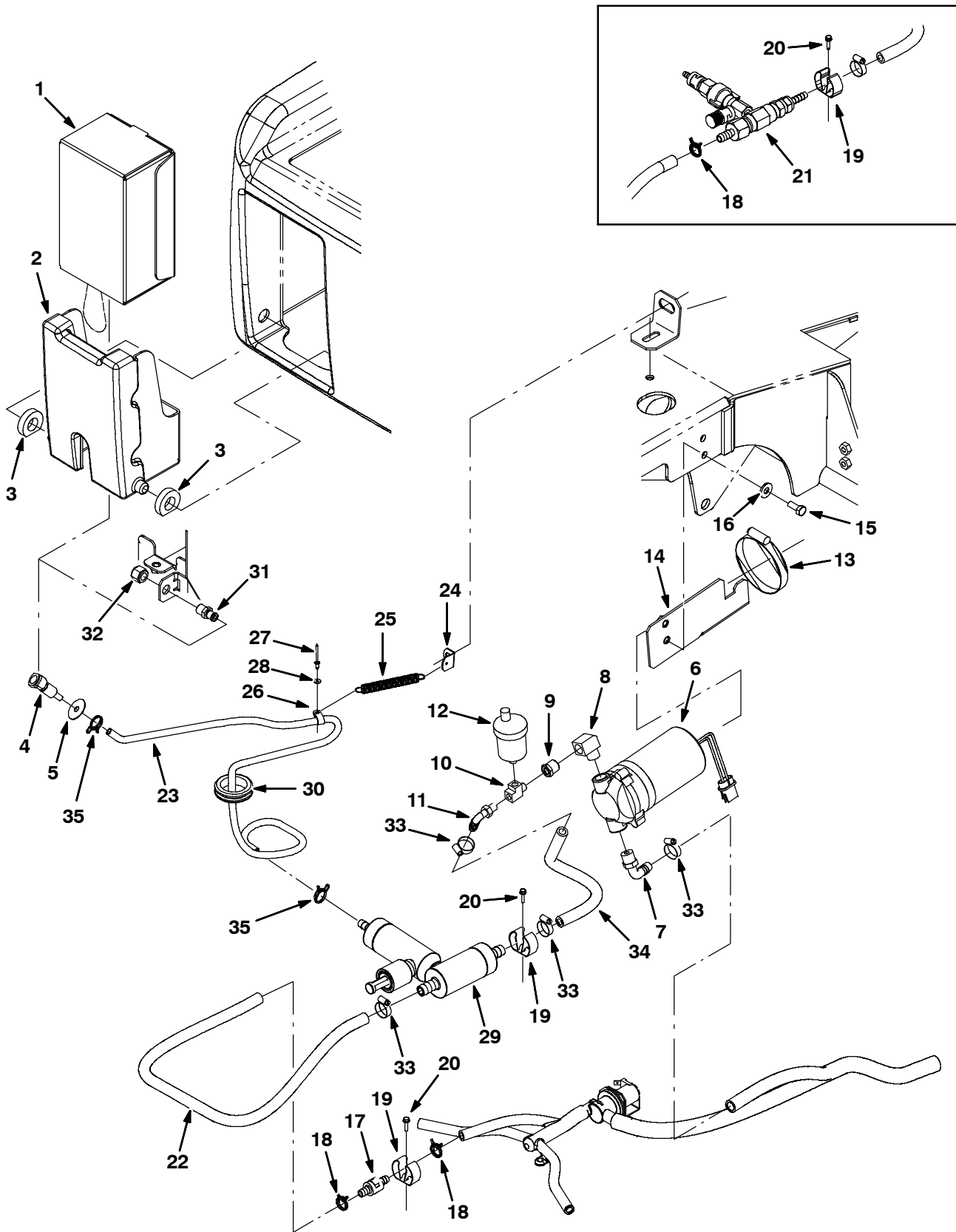


Fig. 42 - FaST Group, Disk Scrub Head

Ref.	Part No.	Description	Qty.	
1	1017019	Detergent Pkg, 2 Liter, Sgl [Mp]	1	
1	1017025	Fast Mpd 2 Ltr, Detergent	1	
2	1014169	Box, Holder [Fast Trimmed]	1	
3	1016553	Seal, Rbr	2	
4	1006204	Coupling, Fem, W/ Valve, .25 Brb, Nobles	1	
5	30013	Washer, Flat, 0.31 Fender	1	
▽	6	1014282	Pump, Soltn, Ele, 24vdc	1
▲		9001240	Pump Kit, Head, Soltn	1
7	64778	Fitting, Plstc, E90, Bm08/Pm06	1	
8	24584	Fitting, Brs, E90, Pm06/Pf06 Special	1	
9	24698	Fitting, Brs, Str, Pf02/Pm06	1	
10	26426	Fitting, Brs, Tee, Pf02/Pm02/Pm02	1	
11	1005564	Fitting, Plstc, E90, Bm06/Pm02, Nyl	1	
12	1017386	Valve, Air Vent, Float Type	1	
13	43555	Clamp, Hose, Wormdrive, 1.62-3.50d, .56w	1	
14	1014617	Bracket, Pump, Soltn	1	
15	09740	Screw, Hex, M8 X 1.25 X 20, Ss	2	
16	01685	Washer, Flat, 0.31 Ss	2	
17	1015455	① Valve, Check, Bm06/Bm06, 5psi	1	
17	1040501	② Valve, Check, 0015Psi Bm06/Bm06	1	
18	607775	① Clamp, Hose, Wire, .63 - .66, Blk	3	
18	607775	② Clamp, Hose, Wire, .63 - .66, Blk	2	
19	1014295	① Clip, Spring Holder Blk Vinyl Coat	1	
19	573073	② Clip, Grip, Hose, 1.00-1.38, Zn	1	
20	1016520	Screw, Hex, M4 X 0.7 16 Fmg, Ss	2	
21	9003005	① Fast Kit, Ci, Injector [T7/Ssr Fast li+] (See Breakdown)	1	
22	1006400	Hose, Afmkt, Pvc, Brd 0.38id 3ft	1	
23	1006415	Hose, Afmkt, Pvc, Clr 0.25id 3ft	1	
24	18188	Bracket, Spring	1	
25	1018504	Spring, Extn, 0.50od X 0.04wir, 4.0l	1	
26	26395-2	Clamp, Cable, Stl, 0.38d X 0.38w, 1h	1	
27	56799	Rivet, Blind, .125d X 0.38 X .25d, Alm	1	
28	02892	Washer, Flat, 0.12b 0.38d .03, Stl, Pl	1	
29	9003909	② Fast Kit, Injector, Ci [T7/Ssr Fast li+] (See Breakdown)	1	
30	10632-13	Grommet, Rbr, 1.50id, F/ 1.8h, .19matl	1	
31	1002899	Fitting, Plstc, Str, Pm04, Cplg, Mal	1	
32	1005435	Fitting, Plstc, Pipe, Cap, Pf04	1	
33	54333	① Clamp, Hose, Wormdrive, 0.31-0.88d, .31w	3	
33	54333	② Clamp, Hose, Wormdrive, 0.31-0.88d, .31w	4	
34	1014974	Hose, Afmkt, Pvc, Brd 0.38id 2ft	1	
35	613735	Clamp, Hose, Wir, .40 - .42, Yel	2	

① Serial number (00000000-10337089)

② Serial number (10337090- )

Fig. 43 - FaST Group, Cylindrical Scrub Head

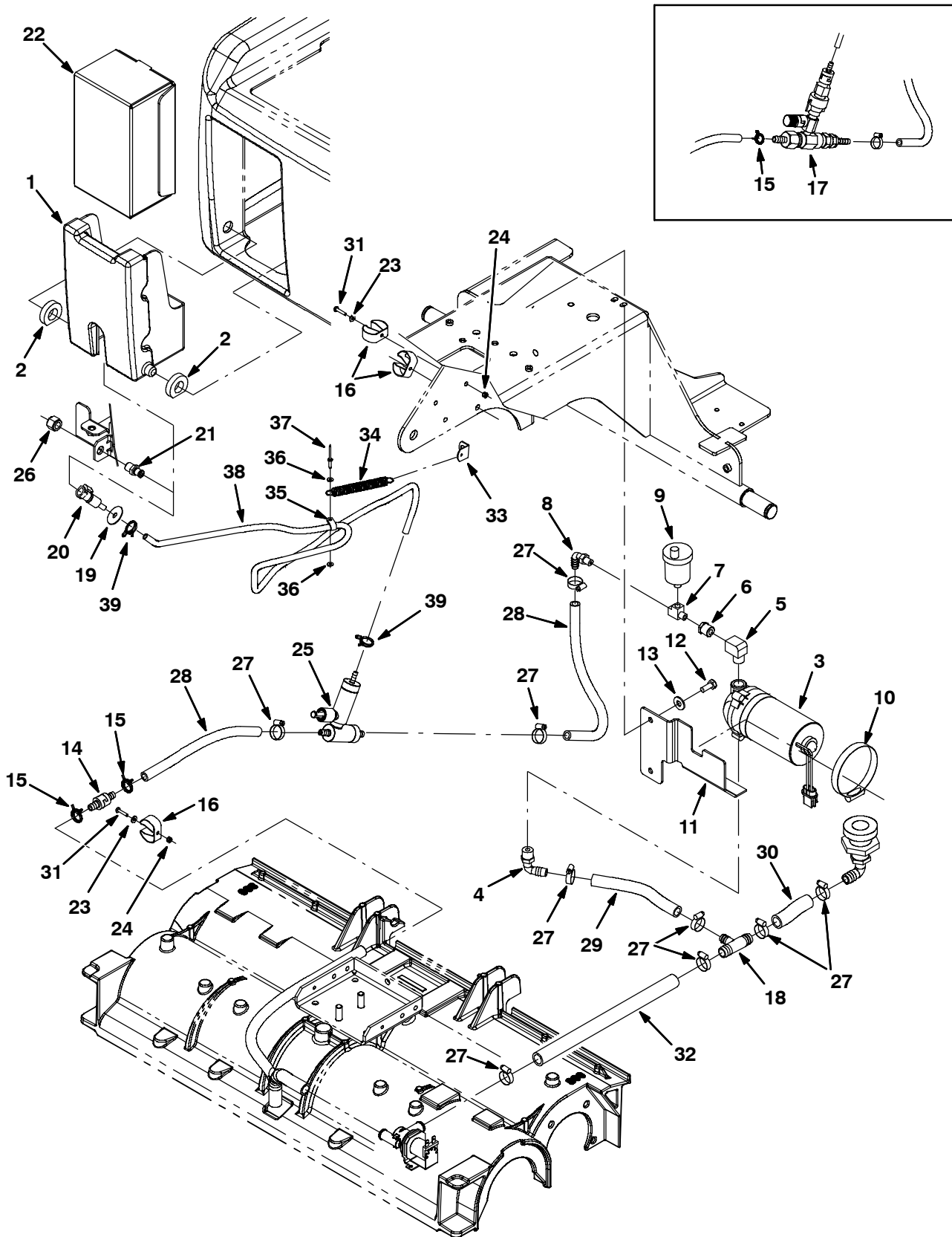


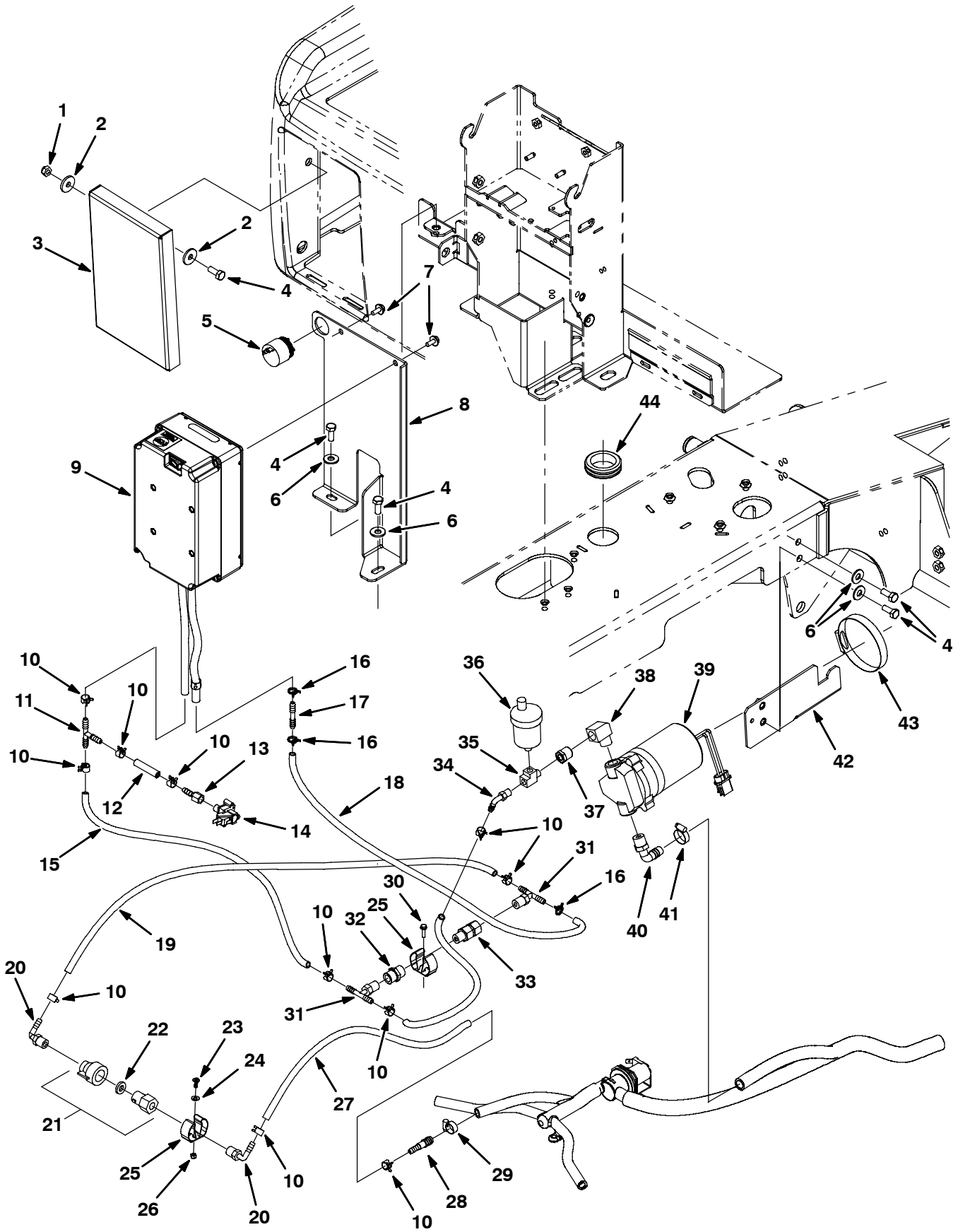
Fig. 43 - FaST Group, Cylindrical Scrub Head

Ref.	Part No.	Description	Qty.	
1	1014169	Box, Holder [Fast Trimmed]	1	
2	1016553	Seal, Rbr	2	
▽	3	1014282	Pump, Soltn, Ele, 24vdc	1
▲	9001240	Pump Kit, Head, Soltn	1	
4	64778	Fitting, Plstc, E90, Bm08/Pm06	1	
5	24584	Fitting, Brs, E90, Pm06/Pf06 Special	1	
6	24698	Fitting, Brs, Str, Pf02/Pm06	1	
7	26426	Fitting, Brs, Tee, Pf02/Pm02/Pm02	1	
8	1005564	Fitting, Plstc, E90, Bm06/Pm02, Nyl	1	
9	1017386	Valve, Air Vent, Float Type	1	
10	43555	Clamp, Hose, Wormdrive, 1.62-3.50d, .56w	1	
11	1029095	Bracket, Pump, Solution	1	
12	09740	Screw, Hex, M8 X 1.25 X 20, Ss	2	
13	01685	Washer, Flat, 0.31, Ss	2	
14	1015455	① Valve, Check, 0005psi Bm06/Bm06	1	
14	1040501	② Valve, Check, 0015Psi Bm06/Bm06	1	
15	607775	① Clamp, Hose, Wir, .63 - .66, Blk	3	
15	607775	② Clamp, Hose, Wir, .63 - .66, Blk	2	
16	1014295	① Clip, Spring, Holder, Blk Vyl	3	
16	573073	② Clip, Grip, Hose, 1.00-1.38, Zn	3	
17	9003005	① Fast Kit, Ci, Injector [T7/Ssr Fast li+] (See Breakdown)	1	
18	1015486	Fitting, Plstc, Tee, Bm08/Bm10/Bm10, Br	1	
19	30013	Washer, Flat, 0.31, Fendr	1	
20	1006204	Coupling, Fem, W/ Valve, .25 Brb, Nobles	1	
21	1002899	Fitting, Plstc, Str, Pm04, Cplg, Mal	1	
22	1017019	Detergent Pkg, 2 Liter, Sgl [Mp]	1	
22	1017025	Fast Mpd 2 Ltr, Detergent	1	
23	140011	Washer, Flat, 0.21b 0.45d .03, Ss	3	
24	33932	Nut, Hex, Lock, M4 X 0.70, Nl, Ss	3	
25	9003909	② Fast Kit, Injector, Ci [T7/Ssr Fast li+] (See Breakdown)	1	
26	1005435	Fitting, Plstc, Pipe, Cap, Pf04	1	
27	54333	① Clamp, Hose, Wormdrive, 0.31-0.88d, .31w	8	
27	54333	② Clamp, Hose, Wormdrive, 0.31-0.88d, .31w	9	
28	1014971	Hose, Afmkt, Pvc, Brd, 0.38id, 01ft, Clr	3	
29	1011403	Hose, Afmkt, Pvc, Brd, 0.50id, 01ft, Clr	1	
30	1015033	Hose, Afmkt, Pvc, Brd 0.62id 01ft	1	
31	607006	Screw, Trs, M4 X 0.70 X 12, Phl, Pl	3	
32	1015026	Hose, Afmkt, Pvc, Brd 0.62id 03ft	1	
33	18188	Bracket, Spring	1	
34	1018504	Spring, Extn, 0.50od X 0.04wir, 4.0l	1	
35	26395-2	Clamp, Cable, Stl, 0.38d X 0.38w, 1h	1	
36	02892	Washer, Flat, 0.12b 0.38d .03, Stl, Pl	2	
37	1021677	Rivet, Blind, .154d X 0.55 X .38d, Ss	1	
38	1014985	Hose, Afmkt, Pvc, Clr 0.25id 08ft	1	
39	613735	Clamp, Hose, Wir, .40 - .42, Yel	2	

① Serial number (00000000-10337089)

② Serial number (10337090- )

Fig. 44 - *ec-H2O* Group, Disc Scrub Head



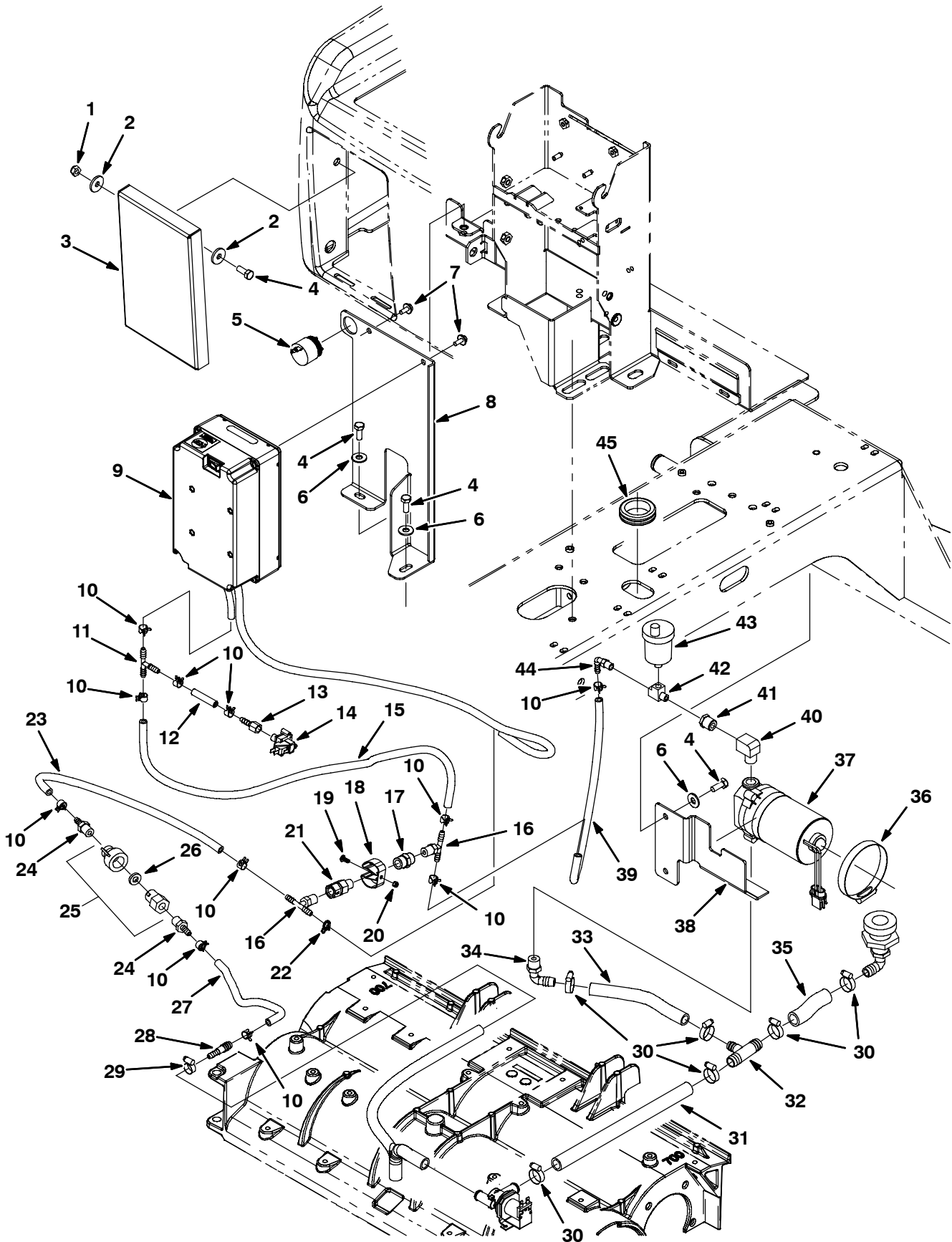
**Fig. 44 - ec-H2O Group, Disc Scrub Head**

Ref.	Part No.	Description	Qty.	
1	08713	Nut, Hex, Lock, M8 X 1.25, NI, Ss	2	
2	1017218	Washer, Flat, 0.32b 1.00d .12, Ss	4	
3	1051138	Bracket, Cover, Fast Opng [T7 Ec-H2o]	1	
4	09740	Screw, Hex, M8 X 1.25 X 20, Ss	6	
5	1052726	Alarm, 9-48vdc, 95 Db(A) [Ec-H20]	1	
6	01685	Washer, Flat, 0.38b 0.88d .08, Ss	4	
7	1034731	Screw, Hex, M6 X 1.00 X 16, Ss, Sems	2	
8	1050052	Bracket, Module, Ec-H2o [T7]	1	
9	9006269	Module Kit, Replmt [Ec-H2o] (See Breakdown)	1	
9	9006161	Module Kit, Replmt [Ec-H2o] (See Breakdown)	1	
10	603654	Clamp, Hose, Ear, .44d [Ctb]	11	
11	150713	Fitting, Plstc, Tee, Bm04/Bm04/Bm04	1	
12	575523000	Hose, Pvc, Brd, 0.25id 0.44od 043.5l,Clr	1	
13	150520	Fitting, Brs, Str, Bm04/Pf02	1	
14	1044415	Switch, Press, 20psi, Pm02	1	
15	575523000	Hose, Pvc, Brd, 0.25id 0.44od 043.5l,Clr	1	
16	613735	Clamp, Hose, Wir, .40 - .42, Yel	3	
17	1052705	Fitting, Plstc, Str, Bm04/Bm04	1	
18	1006415	Hose, Afrmkt, Pvc, Clr, 0.25id, 03ft	1	
19	575523000	Hose, Pvc, Brd, 0.25id 0.44od 043.5l,Clr	1	
20	1011170	Fitting, Plstc, E90, Bm04/Pm04, Nyl	2	
▽	21	1043866	Fitting Assy, Qdc, Pf04	1
▲	22	1047655	Washer, Flat, 0.40b 0.75d .12 [Viton]	1
	23	607006	Screw, Trs, M4 X 0.70 X 12, Phl, Pl	1
	24	140011	Washer, Flat, 0.21b 0.45d .03, Ss	1
	25	1014295	Clip, Grip, Hose, 0.75-1.12, Stl,Blk Vyl	2
	26	33932	Nut, Hex, Lock, M4 X 0.70, NI, Ss	1
	27	575523000	Hose, Pvc, Brd, 0.25id 0.44od 043.5l,Clr	1
	28	1039557	Fitting, Plstc, Str, Bm04/Bm06	1
	29	43844	Clamp, Hose, Wormdrive, 0.25-0.62d, .31w	1
	30	1016520	Screw, Hex, M4 X 0.70 X 16, Fmg, Ss	1
	31	607306	Fitting, Plstc, Tee, Bm04/Bm04/Pm04, Br	2
	32	150302	Fitting, Brs, Str, Pf04/Pf04	1
	33	1044790	Valve, Check, 0025psi Pm04/Pf04	1
	34	1037595	Fitting, Plstc, E90, Bm04/Pm02, Nyl	1
	35	26426	Fitting, Brs, Tee, Pf02/Pf02/Pm02, Run	1
	36	1017386	Valve, Vent, Air, Float Type	1
	37	24698	Fitting, Brs, Str, Pf02/Pm06	1
	38	24584	Fitting, Brs, E90, Pf06/Pm06, Spcl	1
▽	39	1042495	Pump, Soltn, Ele, 24vdc, 35psi	1
▲		9004759	Pump Kit, Head, Soltn [Ec-H2o]	1
▲		78950	Connector, Fem, 2cav, Mp280 Sealed	1
▲		78951	Terminal, Fem, Mp280, Sealed, 18-16ga	1
▲		10917	Seal, Wire, 14/16ga [Wp / Mp280 Sealed]	1
▲		78952	Lock, Secondary, 2cav, Mp280 Sealed	1
	40	64778	Fitting, Plstc, E90, Bm08/Pm06	1
	41	54333	Clamp, Hose, Wormdrive, 0.31-0.88d, .31w	1
	42	1014617	Bracket, Pump, Soltn	1
	43	43555	Clamp, Hose, Wormdrive, 2.50-3.50d, .50w	1
	44	10632-13	Grommet, Rbr, 1.50id, F/1.8h, .19 Matl	1

① Serial number (10419534-10449321)

② Serial number (10449322- )

Fig. 45 - ec-H2O Group, Cylindrical Scrub Head



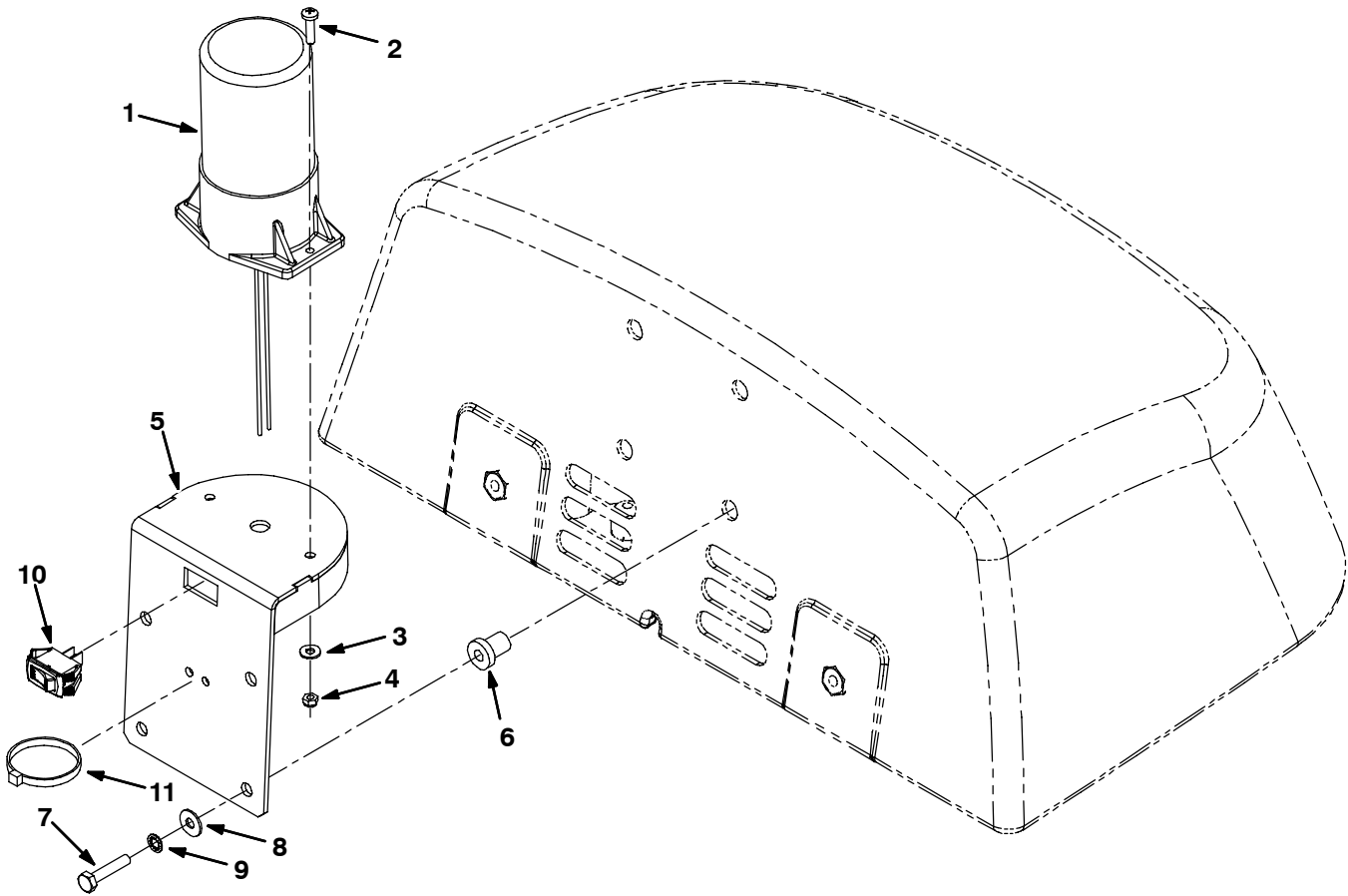
**Fig. 45 - ec-H2O Group, Cylindrical Scrub Head**

Ref.	Part No.	Description	Qty.	
1	08713	Nut, Hex, Lock, M8 X 1.25, NI, Ss	2	
2	1017218	Washer, Flat, 0.32b 1.00d .12, Ss	4	
3	1051138	Bracket, Cover, Fast Opng [T7 Ec-H2o]	1	
4	09740	Screw, Hex, M8 X 1.25 X 20, Ss	6	
5	1052726	Alarm, 9-48vdc, 95 Db(A) [Ec-H20]	1	
6	01685	Washer, Flat, 0.38b 0.88d .08, Ss	4	
7	1034731	Screw, Hex, M6 X 1.00 X 16, Ss, Sems	2	
8	1050052	Bracket, Module, Ec-H2o [T7]	1	
9	9006269	Module Kit, Replmt [Ec-H2o] (See Breakdown)	1	
9	9006161	Module Kit, Replmt [Ec-H2o] (See Breakdown)	1	
10	603654	Clamp, Hose, Ear, .44d [Ctb]	11	
11	150713	Fitting, Plstc, Tee, Bm04/Bm04/Bm04	1	
12	575523000	Hose, Pvc, Brd, 0.25id 0.44od 043.5l,Clr	1	
13	150520	Fitting, Brs, Str, Bm04/Pf02	1	
14	1044415	Switch, Press, 20psi, Pm02	1	
15	575523000	Hose, Pvc, Brd, 0.25id 0.44od 043.5l,Clr	1	
16	607306	Fitting, Plstc, Tee, Bm04/Bm04/Pm04, Br	2	
17	150302	Fitting, Brs, Str, Pf04/Pf04	1	
18	1014295	Clip, Grip, Hose, 0.75-1.12, Stl,Blk Vyl	1	
19	607006	Screw, Trs, M4 X 0.70 X 12, Phl, PI	1	
20	33932	Nut, Hex, Lock, M4 X 0.70, NI, Ss	1	
21	1044790	Valve, Check, 0025psi Pm04/Pf04	1	
22	613735	Clamp, Hose, Wir, .40 - .42, Yel	1	
23	575523000	Hose, Pvc, Brd, 0.25id 0.44od 043.5l,Clr	1	
24	50901	Fitting, Plstc, Str, Bm04/Pm04	2	
▽	25	1043866	Fitting Assy, Qdc, Pf04	1
▲	26	1047655	Washer, Flat, 0.40b 0.75d .12 [Viton]	1
	27	575523000	Hose, Pvc, Brd, 0.25id 0.44od 043.5l,Clr	1
	28	1039557	Fitting, Plstc, Str, Bm04/Bm06	1
	29	43844	Clamp, Hose, Wormdrive, 0.25-0.62d, .31w	1
	30	54333	Clamp, Hose, Wormdrive, 0.31-0.88d, .31w	6
	31	1015026	Hose, Afmkt, Pvc, Brd, 0.62id, 03ft, Clr	1
	32	1015486	Fitting, Plstc, Tee, Bm08/Bm10/Bm10, Br	1
	33	1031304	Hose, Pump (376716)	1
	34	64778	Fitting, Plstc, E90, Bm08/Pm06	1
	35	1031738	Hose, Pvc, Brd, 0.62id 0.88od [C460117]	1
	36	43555	Clamp, Hose, Wormdrive, 2.50-3.50d, .50w	1
▽	37	1042495	Pump, Soltn, Ele, 24vdc, 35psi	1
▲		9004759	Pump Kit, Head, Soltn [Ec-H2o]	1
▲		78950	Connector, Fem, 2cav, Mp280 Sealed	1
▲		78951	Terminal, Fem, Mp280, Sealed, 18-16ga	1
▲		10917	Seal, Wire, 14/16ga [Wp / Mp280 Sealed]	1
▲		78952	Lock, Secondary, 2cav, Mp280 Sealed	1
	38	1029095	Bracket, Pump, Soltn	1
	39	575523000	Hose, Pvc, Brd, 0.25id 0.44od 043.5l,Clr	1
	40	24584	Fitting, Brs, E90, Pf06/Pm06, Spcl	1
	41	24698	Fitting, Brs, Str, Pf02/Pm06	1
	42	26426	Fitting, Brs, Tee, Pf02/Pf02/Pm02, Run	1
	43	1017386	Valve, Vent, Air, Float Type	1
	44	1037595	Fitting, Plstc, E90, Bm04/Pm02, Nyl	1
	45	10632-13	Grommet, Rbr, 1.50id, F/1.8h, .19 Matl	1

☐ Serial number (10419534-10449321)

☑ Serial number (10449322- )

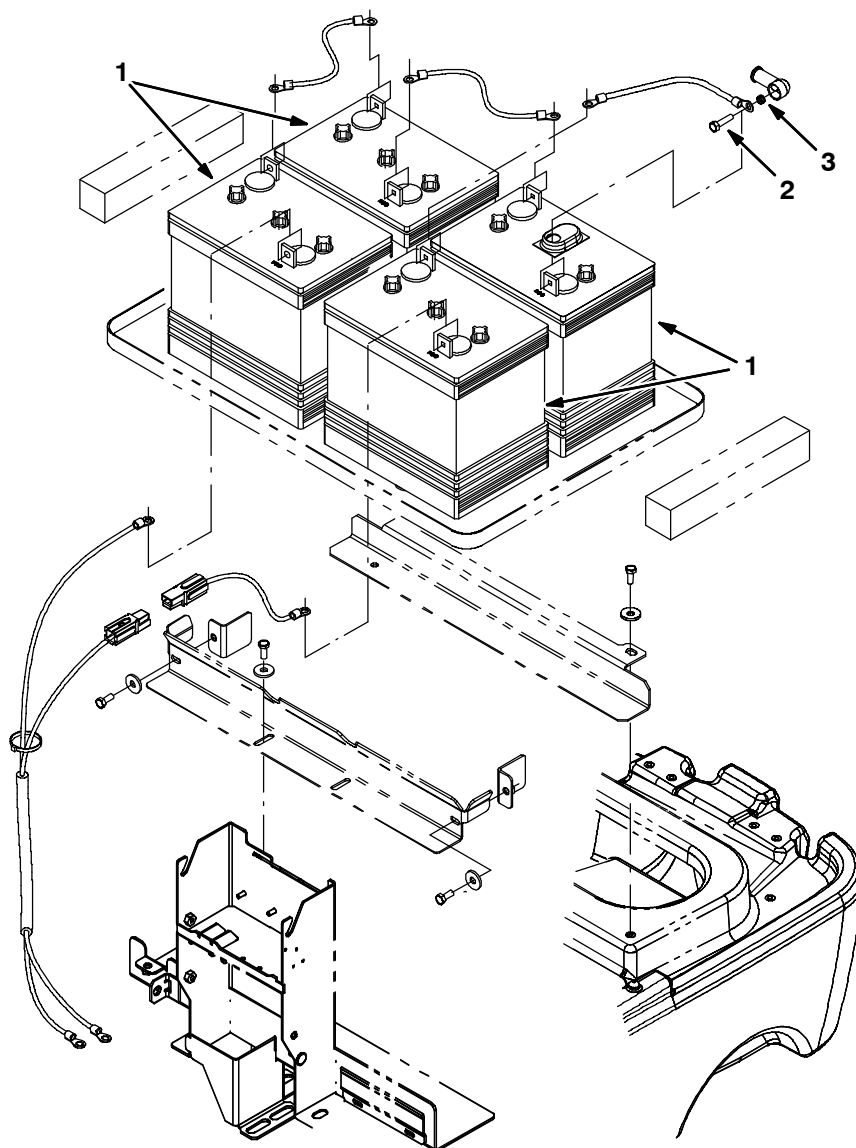
**Fig. 46 - Flashing Light Kit**



355035

Ref.	Part No.	Description	Qty.
▽	9000581	Light Kit, Flsh, Ci [T7/Ssr]	1
▲▽	1 1015170	Light Assy, Flsh, 24vdc	1
▲▲	1014564	Lamp, 24vac, Flsh	1
▲	2 24196	Screw, Pan, M5 X 0.8 X 20, Ss	2
▲	3 01683	Washer, Flat, #10 Ss	2
▲	4 09739	Nut, Hex, Lock, M5 X 0.8, NI, Ss	2
▲	5 1014527	Bracket Wldt, Light, Flsh	1
▲	6 61913	Nut, Isolator, .25-20 Wall Thk .031-.187	4
▲	7 01699	Screw, Hex, .25-20 X 1.25, Ss	4
▲	8 01684	Washer, Flat, 0.25 Ss	4
▲	9 07515	Washer, Lock, Int, .25, Ss	4
▲	10 130717	Switch, Rocker, 250vac 15a Spst On/Off	1
▲	11 130040	Tie, Cable, Nyl, 06.0L .12W	1

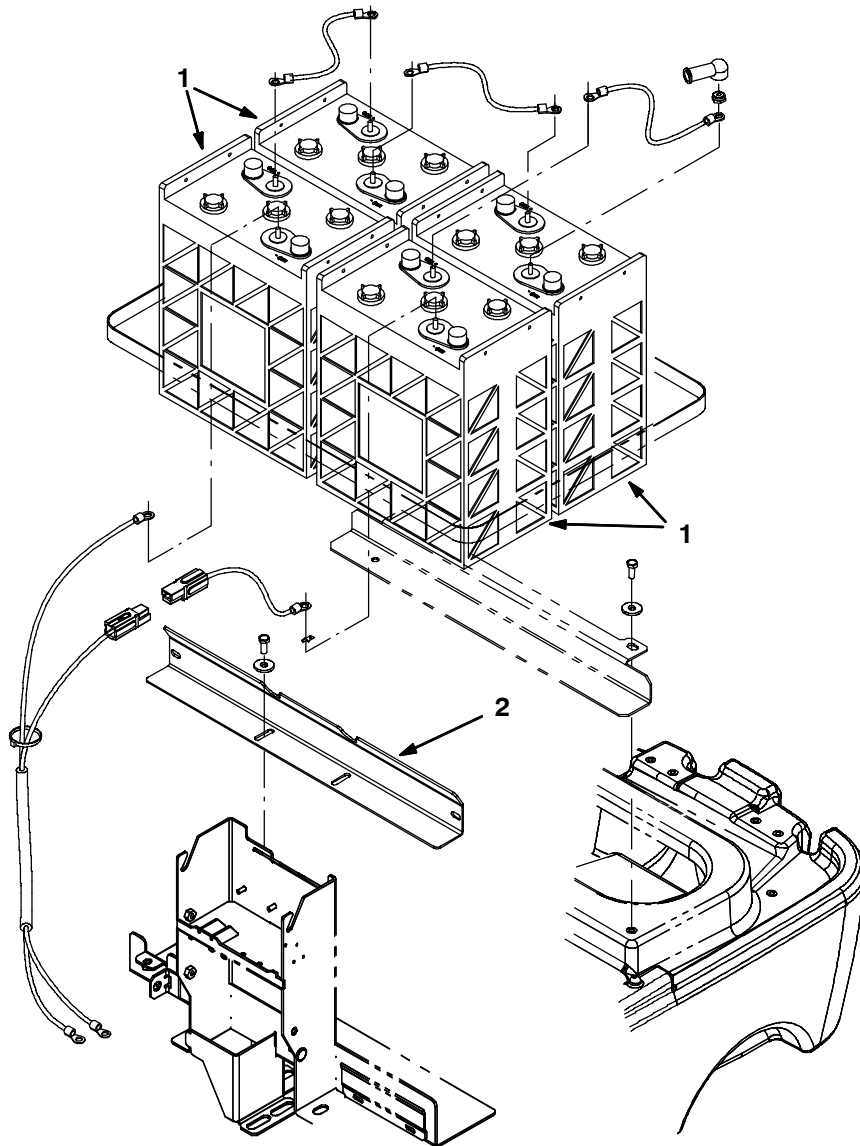
Fig. 47 - Battery Group, 180Ah, Maintenance Free



355036

Ref.	Part No.	Description	Qty.
1	390764	Battery, 06vdc 0180ah, Maint Free	4
2	140221	Screw, Hex, .31-18 X 1.25, Ss	8
3	140506	Nut, Hex, Std, .31-18, Ss	8

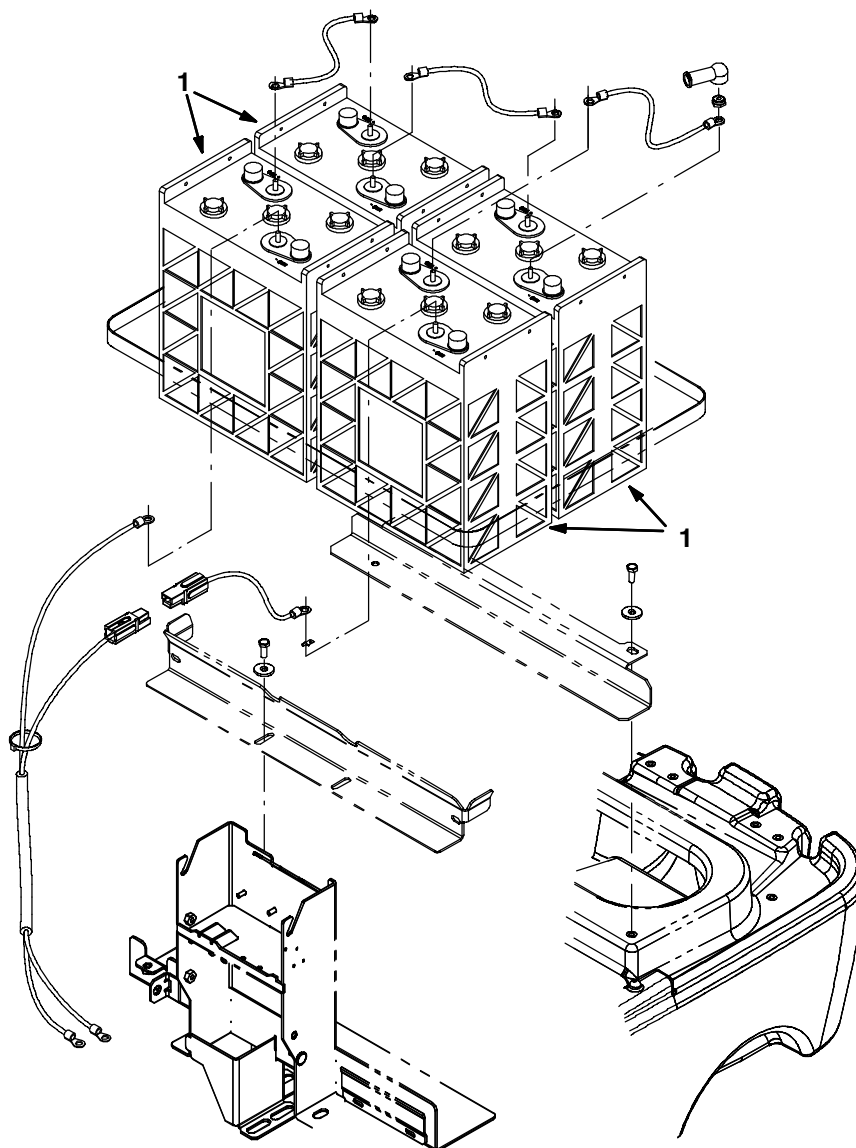
**Fig. 48 - Battery Group, 220Ah, Maintenance Free**



355037

Ref.	Part No.	Description	Qty.
1	311252	Cs, Battery, 220a [Agm, Maint Free]	4
2	1042532	Bracket, Battery [T7, 220ah Agm]	1

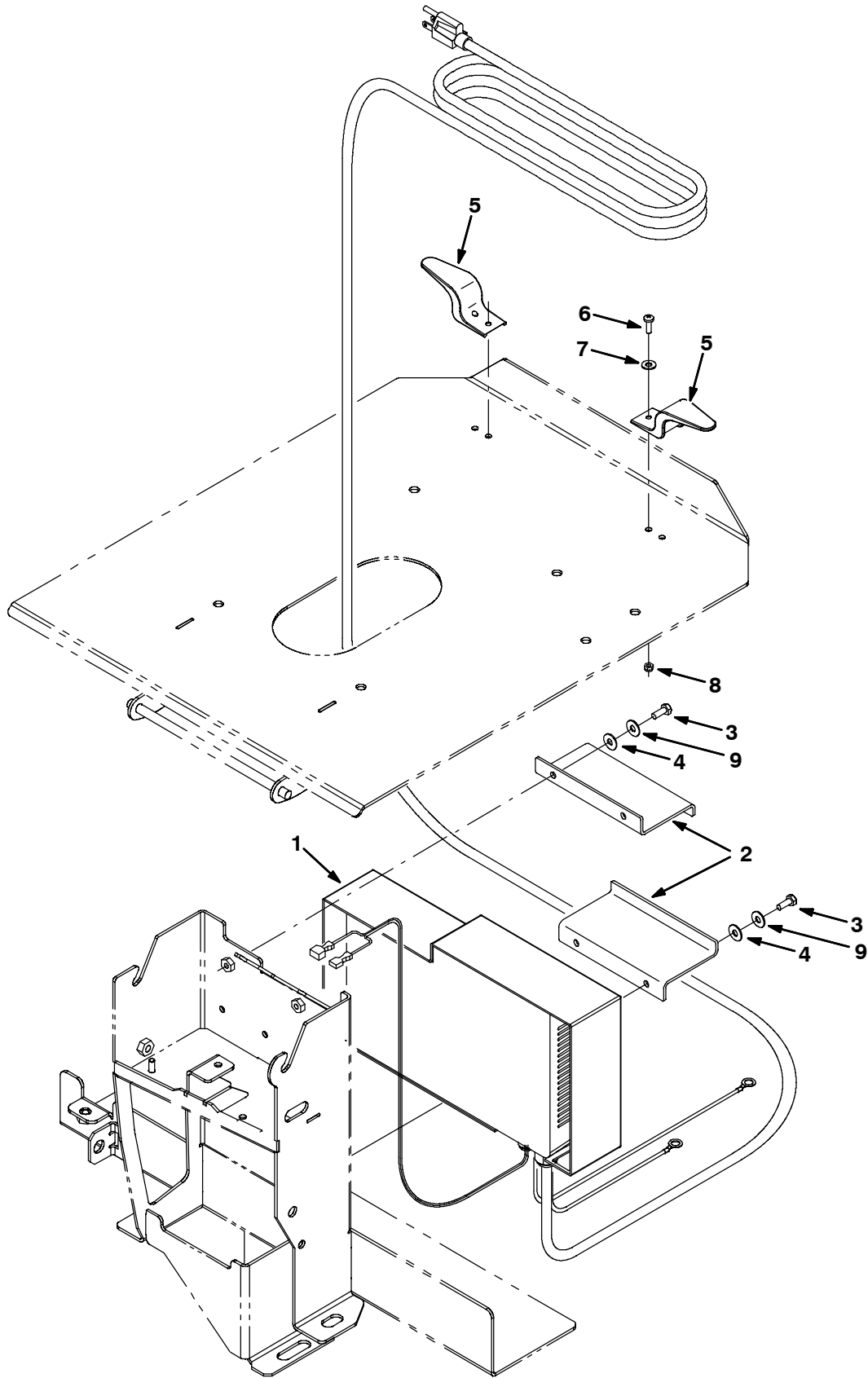
Fig. 49 - Battery Group, 335Ah



355037

Ref.	Part No.	Description	Qty.
1	222846	Battery, Wet, 06vdc 0335ah	4

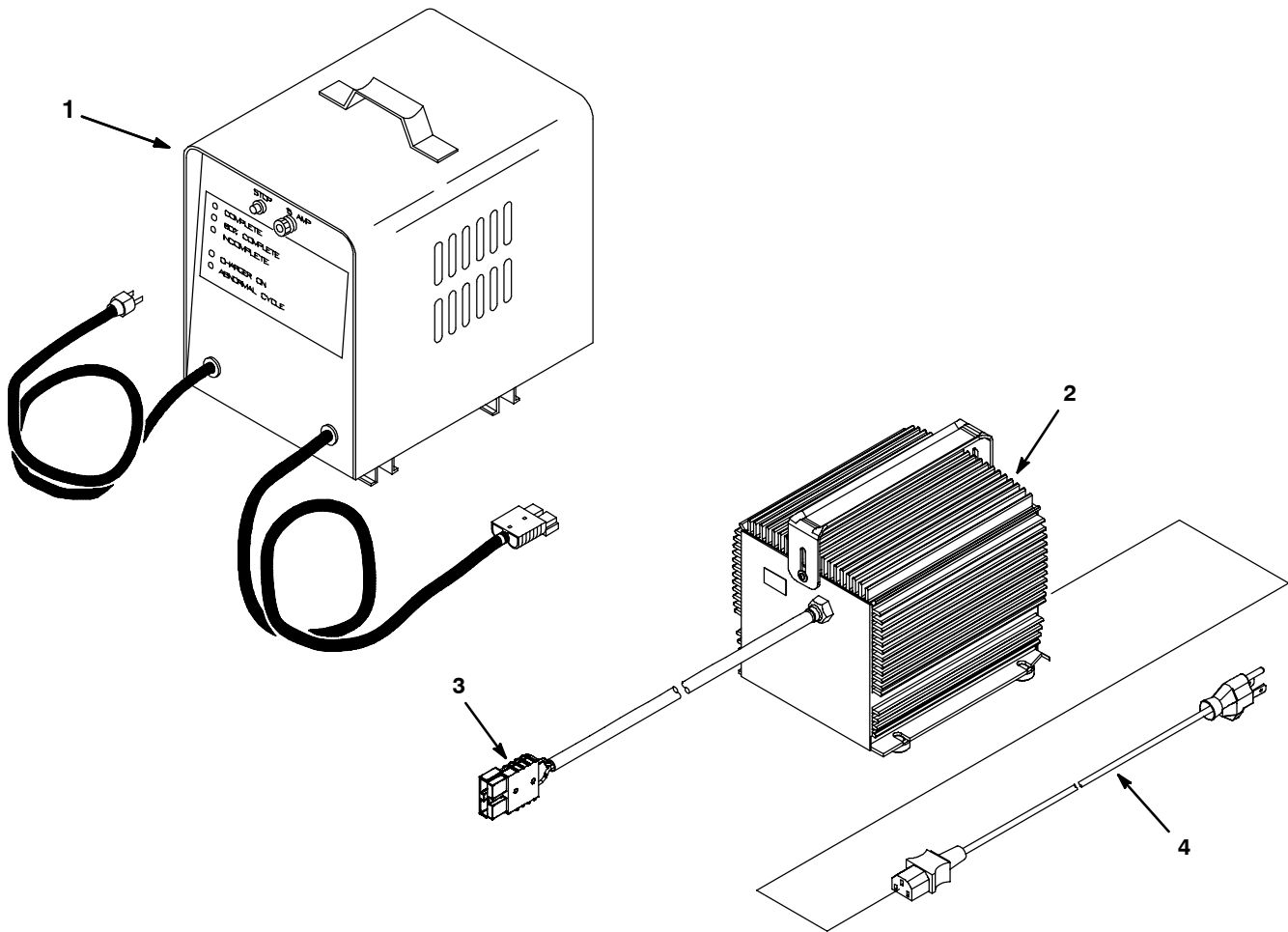
Fig. 50 - Battery Charger Kit, On-Board



**Fig. 50 - Battery Charger Kit, On-Board**

	<b>Ref.</b>	<b>Part No.</b>	<b>Description</b>	<b>Qty.</b>
▽		9001994	Charger Kit, Ci [On-Board, T7]	1
▲	1	1031491	Charger, 24vdc 25a 115vac [Wet/Gel]	1
▲	2	1031180	Bracket, Chrgr	2
▲	3	15678	Screw, Hex, M6 X 1.0 X 16, Ss	4
▲	4	01684	Washer, Flat 0.25, Ss	4
▲	5	230920.BK	Hook, Cord, Blk [Boss]	2
▲	6	06933	Screw, Pan, M5 X 0.80 X 16, 4.8	4
▲	7	19066	Washer, Flat, #10	4
▲	8	06549	Nut, Hex, Lock, M5 X 0.80, NI	4
▲	9	32982	Washer, Lock, Int, 0.25	4

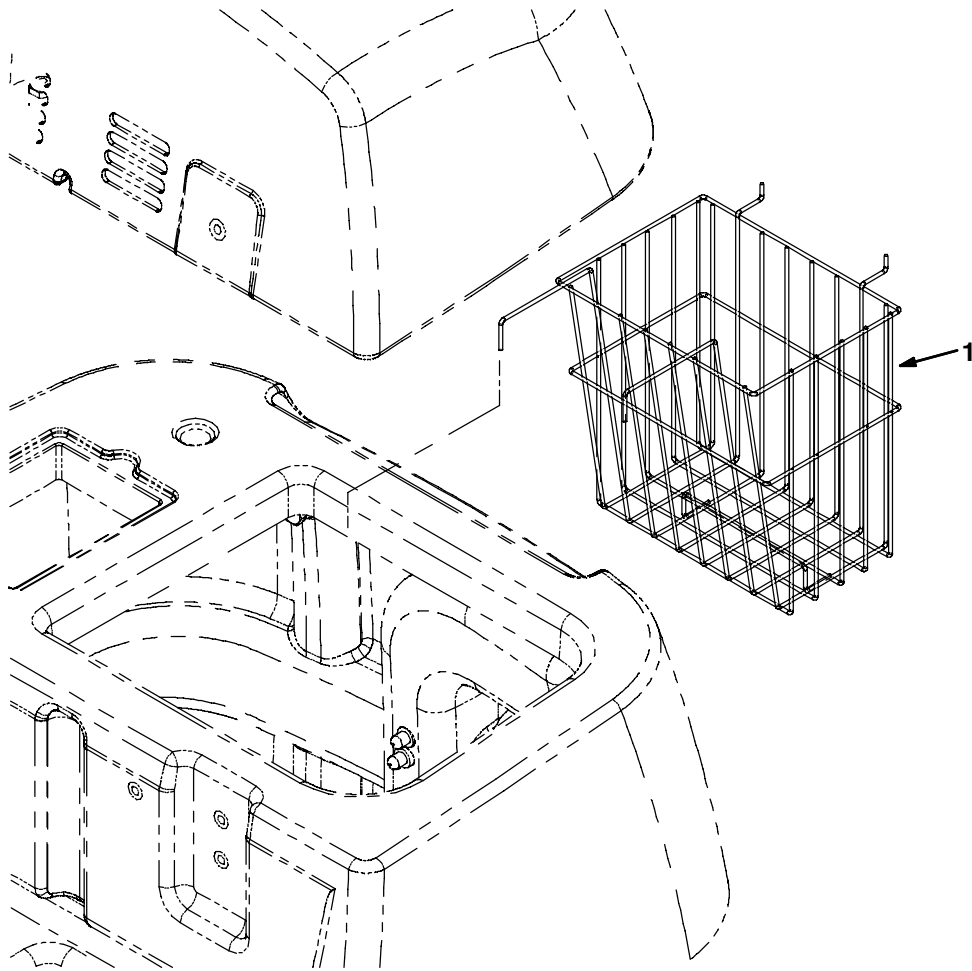
**Fig. 51 - Battery Chargers Group**



350771

Ref.	Part No.	Description	Qty.
1	130871	Charger 24vdc 25amp 120ac/60hz	1
▽	2	Charger, 24vdc, 19a Var Vac 1ph 50/60hz	1
▲	3	Connector, Anderson, 50a,Red W/O Contact	1
▲	4	Cord, Extn, 16ga /3, 010ft [Sjt]	1

Fig. 52 - Basket Kit



355039

Ref.	Part No.	Description	Qty.
1	9001004	Basket Kit, Ci	1

**Fig. 53 - Documentation Group**

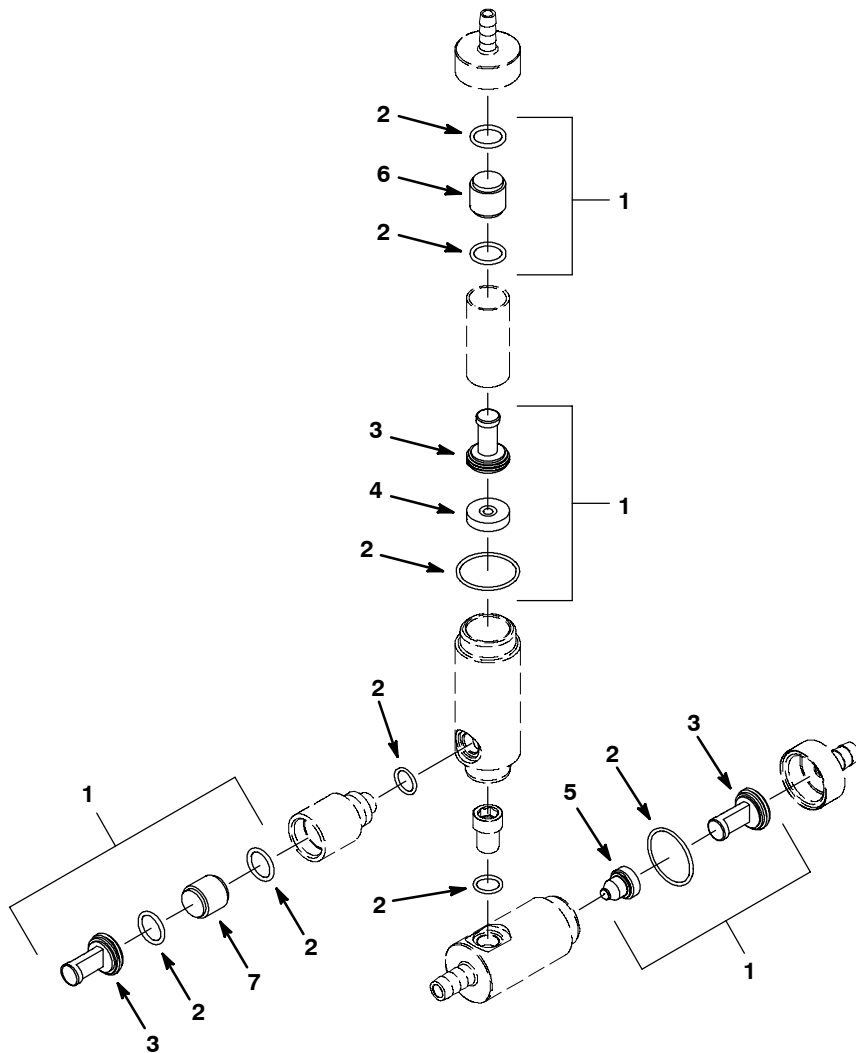
07501

<b>Ref.</b>	<b>Part No.</b>	<b>Description</b>	<b>Qty.</b>
1	331140	Manual Pkg, [Ss Rider Ele Na]	1
2	331142	Manual, Oprtr, [Ss Rider Ele Es Na]	1
2	331143	Manual, Oprtr, [Ss Rider Ele Fr Na]	1
3	1024532	Video, Oprtr, Vhs Ntsc [Ssr]	1
3	1027820	Video, Oprtr, Vhs, Ntsc [Ssr, Spanish]	1
4	1024533	Cd-Rom, Training [Ssr]	1
4	1027821	Manual, Cd-Rom, Training [Ssr, Es]	1
5	331145	Manual, Service, [Ssrider Ele Na]	1
6	9006258	Media, Cd-Rom, Training [Ec-H2o Nobles]	1

# SECTION 4

<b>Contents</b>	<b>Page</b>
Fig. 1 - FaST Injector Assembly Breakdown, 9003909 .....	4-2
Fig. 2 - FaST Injector Assembly Breakdown, 9003005 .....	4-3
Fig. 3 - <i>ec-H2O</i> Module Assembly Breakdown, 9006269 (S/N 10449322- ) .....	4-4
Fig. 4 - <i>ec-H2O</i> Module Assembly Breakdown, 9006161 (S/N 10419534-10449321) .....	4-6
Fig. 5 - Vacuum Fan Motor Breakdown, 1039763 .....	4-8
Fig. 6 - Front Wheel Gearbox Breakdown, 9001642 .....	4-10
Fig. 7 - Steering Control Breakdown, 1019724 .	4-12

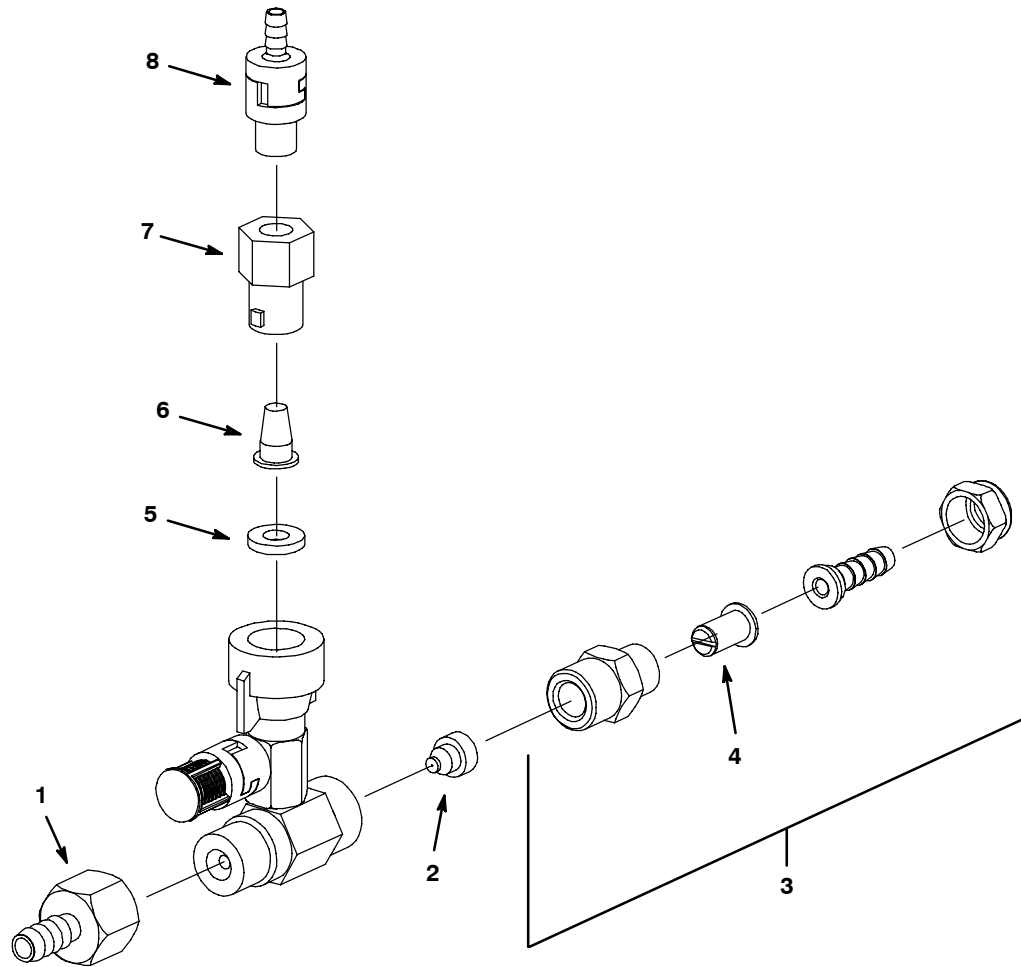
Fig. 1 - FaST Injector Assembly Breakdown, 9003909



Ref.	Part No.	Description	Qty.
▽	9003909	[1] Fast Kit, Injector, Ci[T7/Ssr Fast li+]	1
▲	1	[1] Fast Kit, Ci, Inj Rebl[T7/Ssr Fastii+]	1
▲	2	[1] Fast Kit, Ci, Injector Seals [FaST II+]	1
▲	3	[1] Fast Kit, Ci, Injector Filters [FaST II+]	1
▲	4	[1] Plate Assy, Orifice, 0.008ld, Orange	1
▲	5	[1] Plug, Orifice, 0.04, Ss, [FaST II+]	1
▲	6	[1] Valve, Check, 0002psi, White [FaST II+]	1
▲	7	[1] Valve, Check, 0005psi, Brown [FaST II+]	1

[1] Serial number (10337090- )

**Fig. 2 - FaST Injector Assembly Breakdown, 9003005**



Ref.	Part No.	Description	Qty.
1	1014276	□ Fitting, Brs, Str, Bm06/Pf08	1
2	1039990	□ Plug, Orifice, 0.041, Ss [Fast li+]	1
▽ 3	1013411	□ Filter Assy, 050mesh	1
▲ 4	1006447	□ Vr, Filter, Screen, 050 Mesh .59d .8l Ss	1
5	1039982	□ Plate Assy, Orifice, 0.008id, Orange	1
6	1029355	□ Vr, Filter, Screen, 200 Mesh .59d .8l Ss	1
7	1005507	□ Fitting, Plstc, Body, Spray, Pf04	1
8	1014254	□ Valve, Check, 0002psi Bm04/Pm04	1

□ Serial number (00000000-10337089)

**Fig. 3 - ec-H2O Module Assembly Breakdown, 9006269 (S/N 10449322- )**

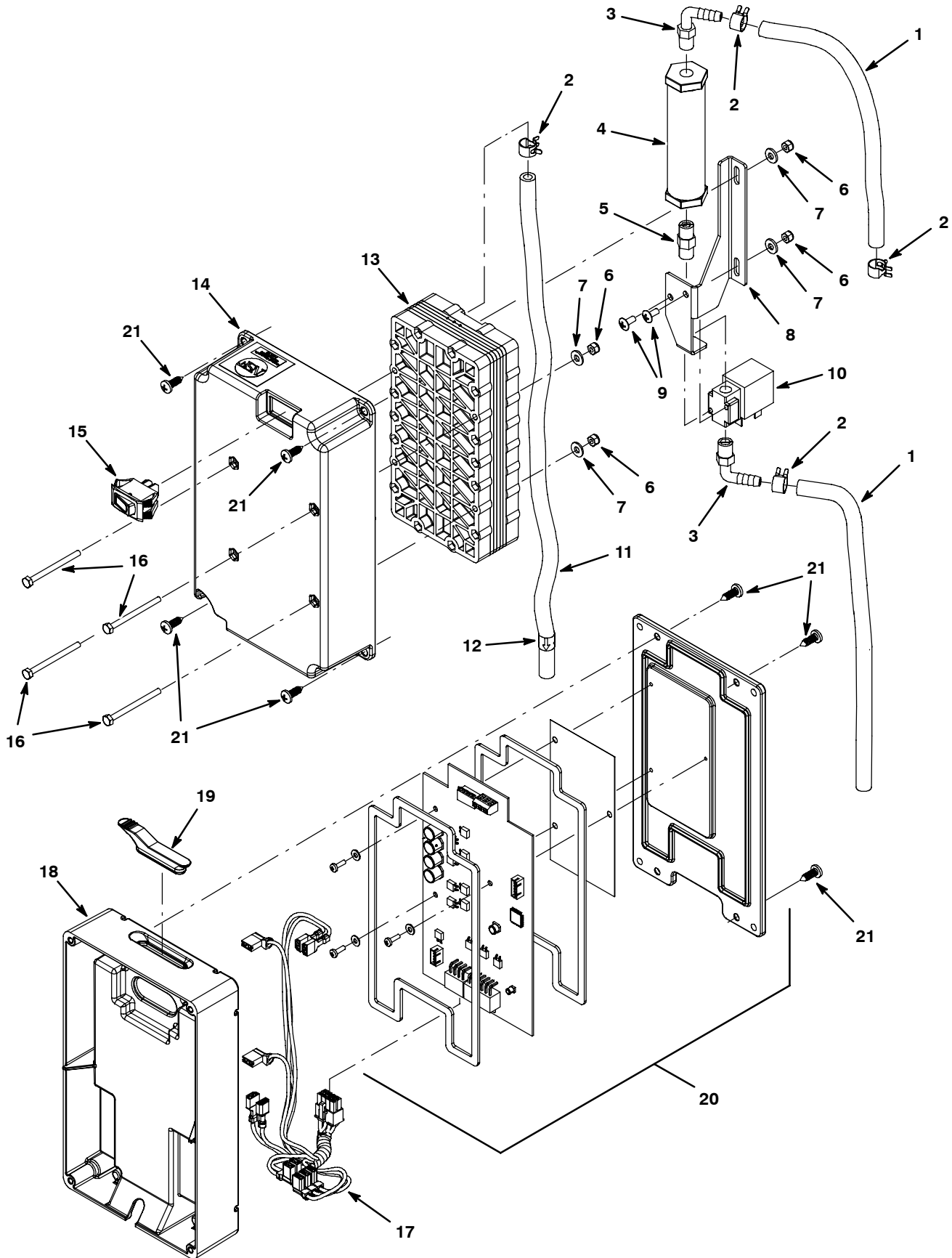


Fig. 3 - *ec-H2O* Module Assembly Breakdown, 9006269 (S/N 10449322- )

Ref.	Part No.	Description	Qty.
▽	9006269	② Module Kit, Replmt [Ec-H2o]	1
▲▽	9006324	② Ec-H2o Kit, Module B, Plumbing	1
▲▲	1 578820000	Hose, Pvc, Brd, 0.25id 0.44od 157.2l,Clr	1
▲▲	2 603654	Clamp, Hose, Ear, .44d [Ctb]	4
▲▲	3 1037595	Fitting, Plstc, E90, Bm04/Pm02, Nyl	2
▲▲	4 1038159	Electrode, Cylindrical	1
▲▲	5 1045030	Fitting, Brs, Str, Pm02/Pm02	1
▲▲	6 33932	② Nut, Hex, Lock, M4 X 0.70, NI, Ss	4
▲▲	7 41579	② Washer, Flat, 08, Ss	4
▲▲	8 1048490	② Bracket, Valve	1
▲▲	9 140801	Screw, Trs, Phl, 08-32 X 0.38, Ss	2
▲▲	10 1013236	Valve, Shutoff, Ele, 24vdc	1
▲▲	11 9006574	② Hose, Pvc, Brd, 0.25id 0.45od, 65l, Clr	1
▲▲	12 1049637	Label, Direction [Ec-H2o]	1
▲▲	13 1057637	② Electrode, 5 Plate, High Flow	1
▲▲	14 1051519	② Housing, Upper, Module, High Flow	1
▲▲	15 1044393	Switch, Rocker, Spst, Mom	1
▲▲	16 32509	② Screw, Hex, M4 X 0.70 X 50, Ss	4
▲▲	17 1049489	② Harness, Main,Controlboard[Ec-H2o 5cell]	1
▲	18 1037032	Housing, Bottom	1
▲	19 1054776	Grommet, Blind	1
▲	20 9006159	Controller Kit, Replmt [Ec-H2o]	1
▲	21 1018155	Screw, Pan, Phl, M5 X 0.80 X 16, Tcut,Ss	8

② Serial number (10449322- )

# BREAKDOWNS

Fig. 4 - *ec-H2O* Module Assembly Breakdown, 9006161 (S/N 10419534-10449321)

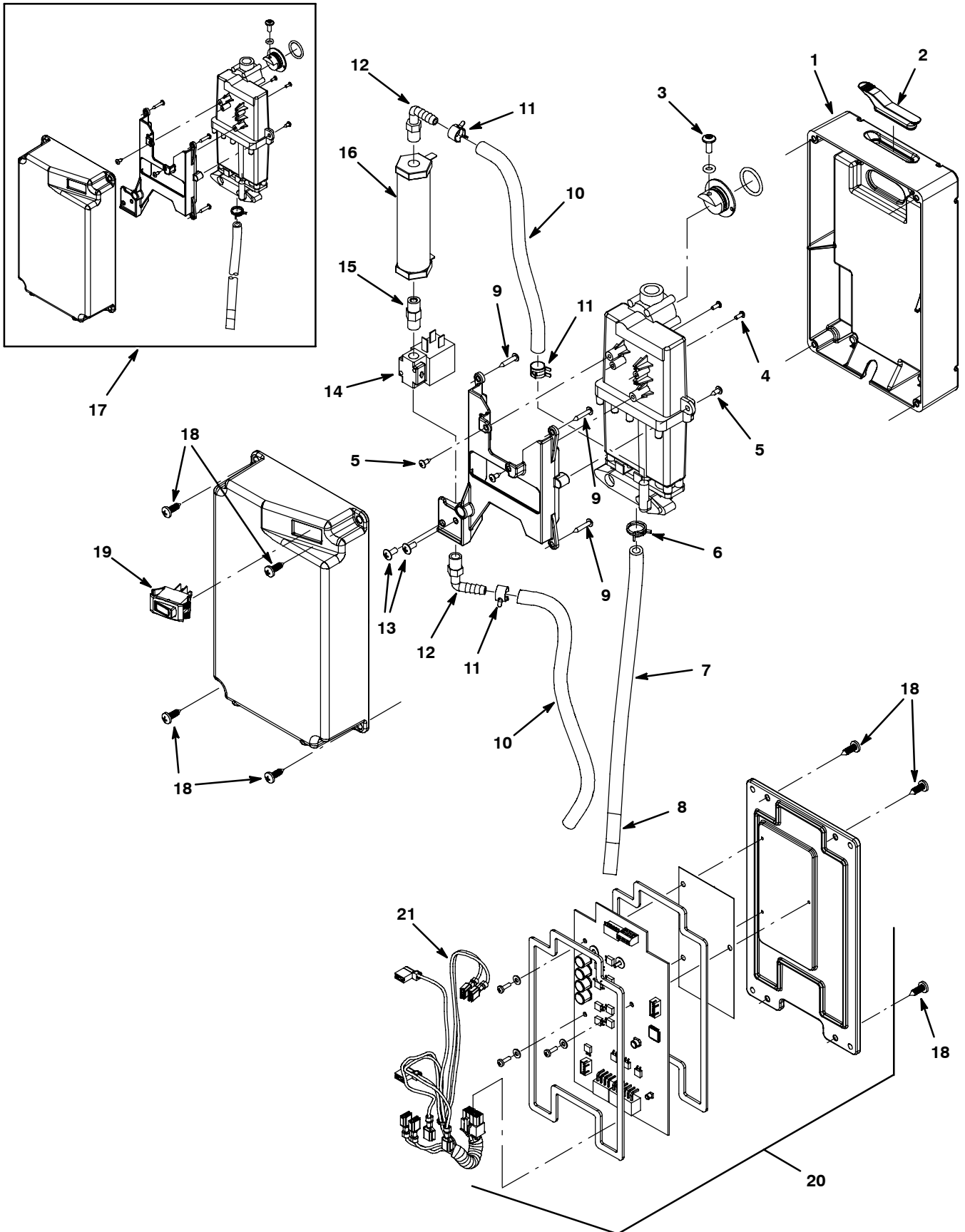


Fig. 4 - *ec-H2O* Module Assembly Breakdown, 9006161 (S/N 10419534-10449321)

Ref.	Part No.	Description	Qty.
▽	9006161	① Module Kit, Replmt [Ec-H2o]	1
▲	1 1037032	Housing, Bottom	1
▲	2 1054776	Grommet, Blind	1
▲	3 609062	① Screw, Trs, M5 X 0.80 X 12, Phl, Ss	1
▲	4 578860	① Screw, Pan, Phl, 04-40 X 0.31, Pl	2
▲	5 3701.6	① Screw, Pan, Phl, 06-32 X 0.38, Shtmtl,Ss	4
▲	6 613735	① Clamp, Hose, Wir, .40 - .42, Yel	1
▲	7 9004606	① Hose, Pvc, Clr, 0.25id 0.38od 064.0l	1
▲	8 1049637	Label, Direction [Ec-H2o]	1
▲	9 140826	① Screw, Pan, Phl, 06-20 X 0.75, Fmg/Ab,Ss	4
▲	10 578820000	Hose, Pvc, Brd, 0.25id 0.44od 157.2l,Clr	1
▲	11 603654	Clamp, Hose, Ear, .44d [Ctb]	3
▲	12 1037595	Fitting, Plstc, E90, Bm04/Pm02, Nyl	2
▲	13 140801	Screw, Trs, Phl, 08-32 X 0.38, Ss	2
▲	14 1013236	Valve, Shutoff, Ele, 24vdc	1
▲	15 1045030	Fitting, Brs, Str, Pm02/Pm02	1
▲	16 1038159	Electrode, Cylindrical	1
▲	17 9006324	① Ec-H2o Kit, Module B, Plumbing	1
▲	18 1018155	Screw, Pan, Phl, M5 X 0.80 X 16, Tcut,Ss	8
▲	19 1044393	Switch, Rocker, Spst, Mom	1
▲	20 9006159	Controller Kit, Replmt [Ec-H2o]	1
▲	21 1044399	① Harness, Main, Controller [Ec-H2o, P3]	1

① Serial number (10419534-10449321)

Fig. 5 - Vacuum Fan Motor Breakdown, 1039763

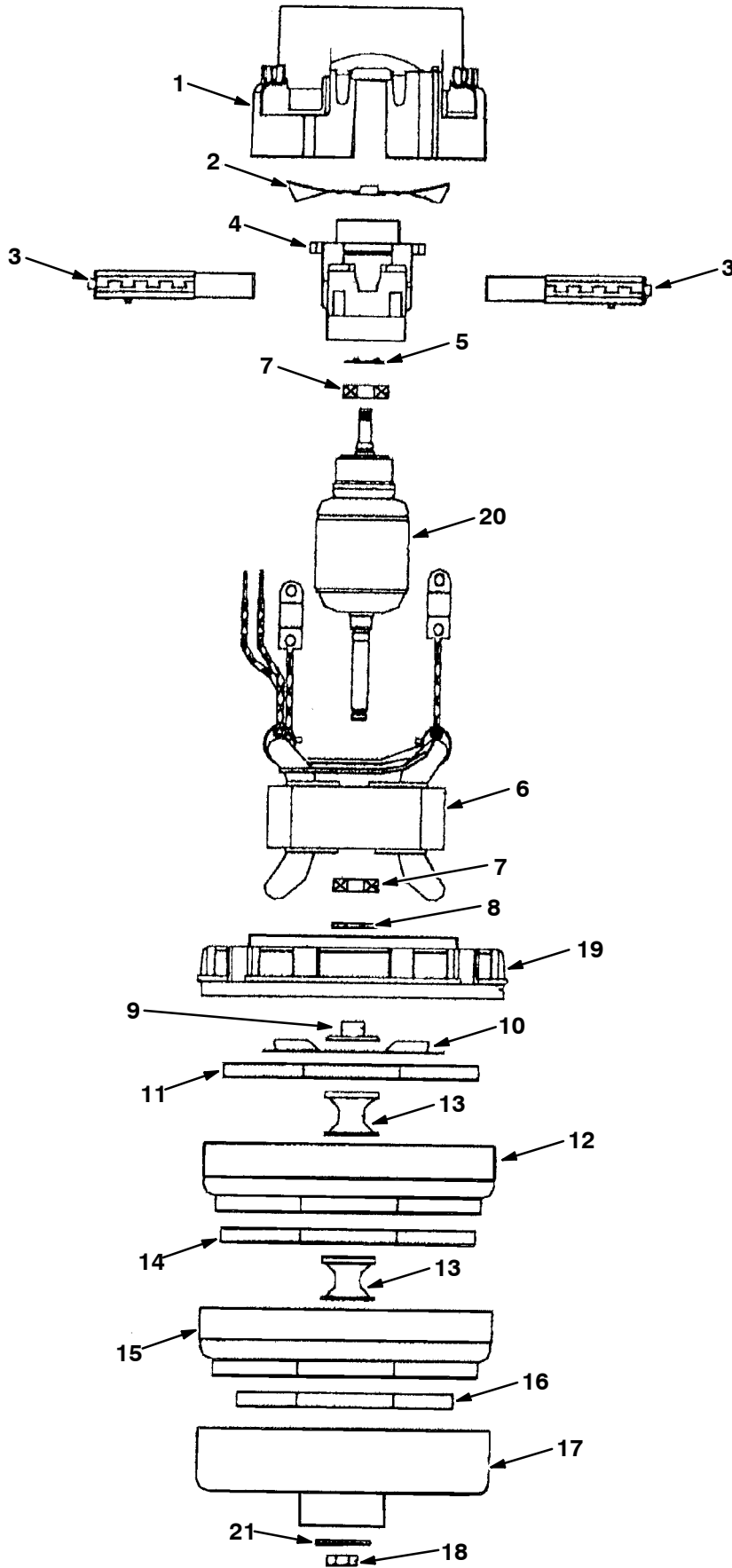


Fig. 5 - Vacuum Fan Motor Breakdown, 1039763

	Ref.	Part No.	Description	Qty.
▽		1039763	Fan, Vacuum, 5.7D, 024Vdc, 3 Stage [Bpp]	1
▲	1	398511	Housing	1
▲	2	398512	Fan	1
▲	3	372883	Brush Kit, Motor, Ele	1
▲	4	398514	Bracket	1
▲	5	01856	Spring, Brg, Motor, Vacfan	1
▲	6	372885	Commutator	1
▲	7	01837	Bearing, Motor, Vacfan	2
▲	8	372886	Washer	1
▲	9	398516	Spacer	1
▲	10	01971	Impeller, Vacfan	1
▲	11	372888	Impeller, Fan	1
▲	12	60387	Fan	1
▲	13	398517	Spacer	2
▲	14	18628	Impeller, Vacfan	1
▲	15	61297	Housing, Impeller, Vacfan	1
▲	16	372889	Impeller, Fan	1
▲	17	372890	Shell, Fan	1
▲	18	37929	Nut, Impeller, Vacfan	1
▲	19	372887	Bracket, End, Fan	1
▲	20	372884	Armature	1
▲	21	378983	Washer	1
▲		223264	Seal, Rbr, Clsd, 0.25th, 5.8d 03.3h	1
▲		10925	Connector, Fem, 2cav [Mp630 Sealed]	1
▲		24537	Terminal, Fem, 10/12ga [Mp630 P2s]	2

**Fig. 6 - Front Wheel Gearbox Breakdown, 9001642**

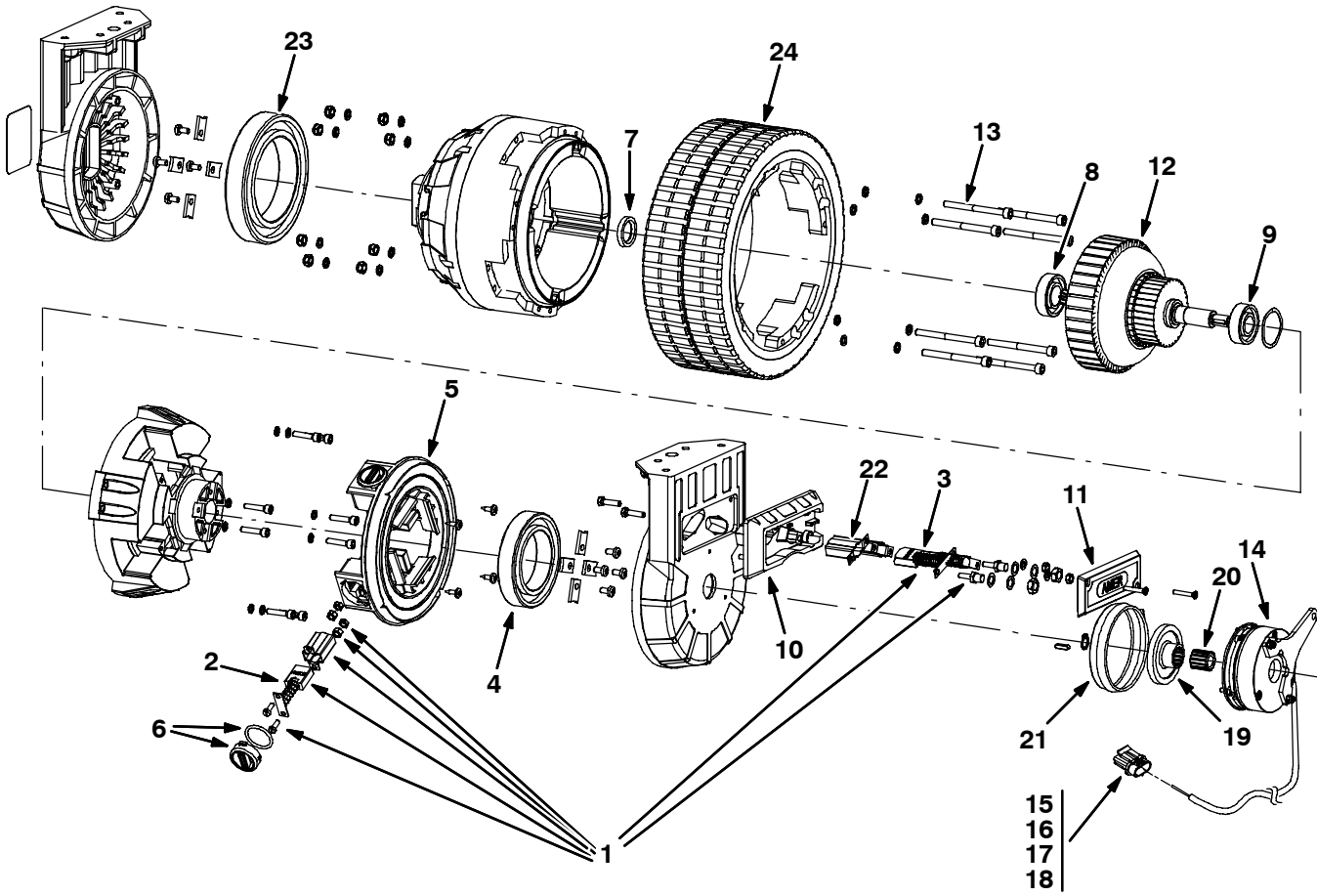
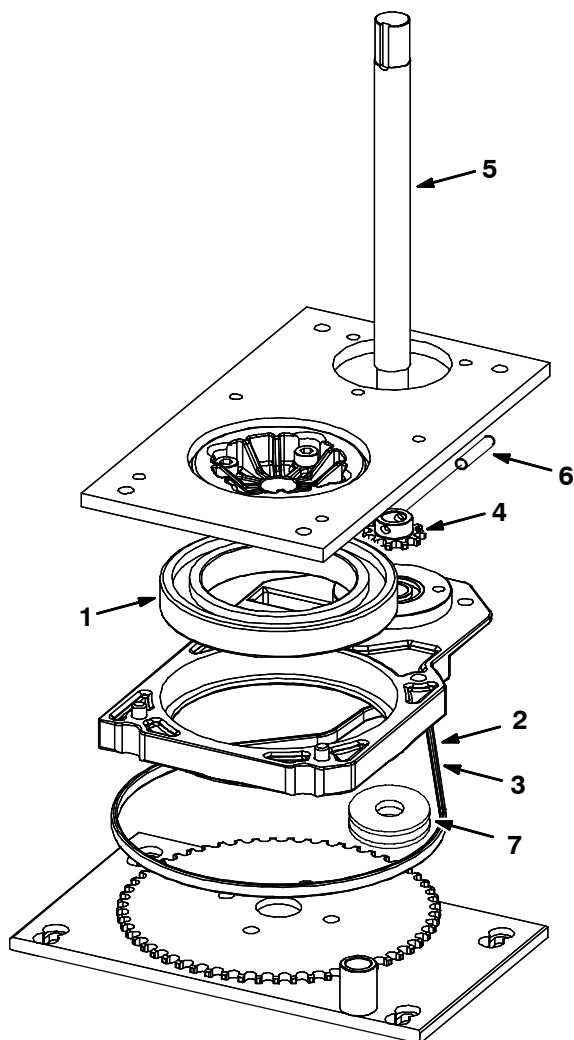


Fig. 6 - Front Wheel Gearbox Breakdown, 9001642

Ref.	Part No.	Description	Qty.
▽	9001642	Gearbox Kit, Wheel, 250mm, W/ Connector	1
▲	1 391261	Brush Kit, Motor [Amer, 1pick=1bag]	1
▲▽	1029225	Brush Kit, Carbon	1
▲▲	2 1029224	Brush, Carbon	4
▲▽	1029226	Brush Kit, Carbon	1
▲▲	3 398492	Brush, Motor, Ele [Amer]	2
▲	4 1029227	Bearing, Ball, Brush Side	1
▲	5 1029228	Ring, Brushholder	1
▲	6 391262	Brush Kit, Cover [Amer]	4
▲	7 391263	Seal, Ring [Amer]	1
▲	8 391264	Bearing, Gearbox Side [Amer]	1
▲	9 391265	Bearing, Motor Side [Amer]	1
▲	10 391467	Box, Ele, Connection	1
▲	11 391468	Cover, Ele, Connection	11
▲	12 372867	Armature	1
▲	13 1029218	Screw, Mount, Wheel	8
▲▽	14 9001644	Brake Kit, Gearbox, W/ Connector	1
▲▲	15 78950	Connector, Fem, 02cav, Mp280 Sealed	2
▲▲	16 78952	Lock, Secondary, 2cav, Mp280 Sealed	2
▲▲	17 25837	Terminal, Fem, Mp280, Sealed, 22-20ga	2
▲▲	18 25830	Seal, Wire, 14ga [Wp / Mp280 Sealed]	2
▲▲	19 372870	Disc, Brake	1
▲▲	20 372871	Adapter, Brake, Spl	1
▲	21 372872	Sleeve, Rbr	1
▲	22 372877	Guide, Brushholder, Slip Ring [Amer]	1
▲	23 372874	Bearing, Steering	1
▲	24 391259	Tire, Solid, 250mm X 90mm Red	1
	24 391463	Tire, Solid, 250mm X 90mm Gray, Pyu	1

**Fig. 7 - Steering Control Breakdown, 1019724**



Ref.	Part No.	Description	Qty.
▽	1019724	Steer-Control Assy, Wheel Drive	1
▲	1 372874	Bearing, Steering	1
▲	2 372875	Chain, Steering	1
▲	3 372876	Link, Master	1
▲	4 372881	Sprocket	1
▲	5 1029229	Shaft, Steering	1
▲	6 1038313	Pin, Roll, 06Mm X 28MmL	1
▲	7 1043371	Pulley, Tens [T7/R14 Steering Assy]	1