



## Electronic Service Manuals

This electronic document is provided as a service to our customers. We do not create the contents of the information contained in this document. Should you have detailed questions pertaining to the information contained in this document, you may contact Michco, or the manufacturer which provided the original information in this electronic deliverable. Michco's only part in this electronic deliverable was the electronic assembly process. By providing this manual on line we are not guaranteeing parts availability.

You may contact Michco through the following methods:

Phone (517) 484-9312 or (800) 331-3339

2011 N. High St. -- Lansing, Michigan -- 48906

Fax: (517) 484-9836

Email: [CustServe@Michco.com](mailto:CustServe@Michco.com)

Web site: [www.Michco.Com](http://www.Michco.Com)

Parts Web site: [www.FloorMachineParts.Com](http://www.FloorMachineParts.Com)

Order Parts on Line at:

**[www.FloorMachineParts.Com](http://www.FloorMachineParts.Com)**

Directly to Parts & Service:

By Email: **[Shop@Michco.com](mailto:Shop@Michco.com)**

By Fax: (517) 702-2041

By Voice: Use numbers above.

**Serving the Cleaning Industry Since 1922**

Notice: All copyrighted material remains property of original owners, all trademarks are property of respective owners. Manuals are subject to Manufacturer's reproduction limitations. Originals or reproductions were provided by manufacturers through a request. We make no warranty as to the correctness of information provided in this document and you assume all risk. By placing these manuals on line we are not declaring our corporation to be an manufacturer authorized dealer or provider, please check our web site for authorized manufacturers we represent.

# 6150 IC

---

## Power Sweeper

---



---

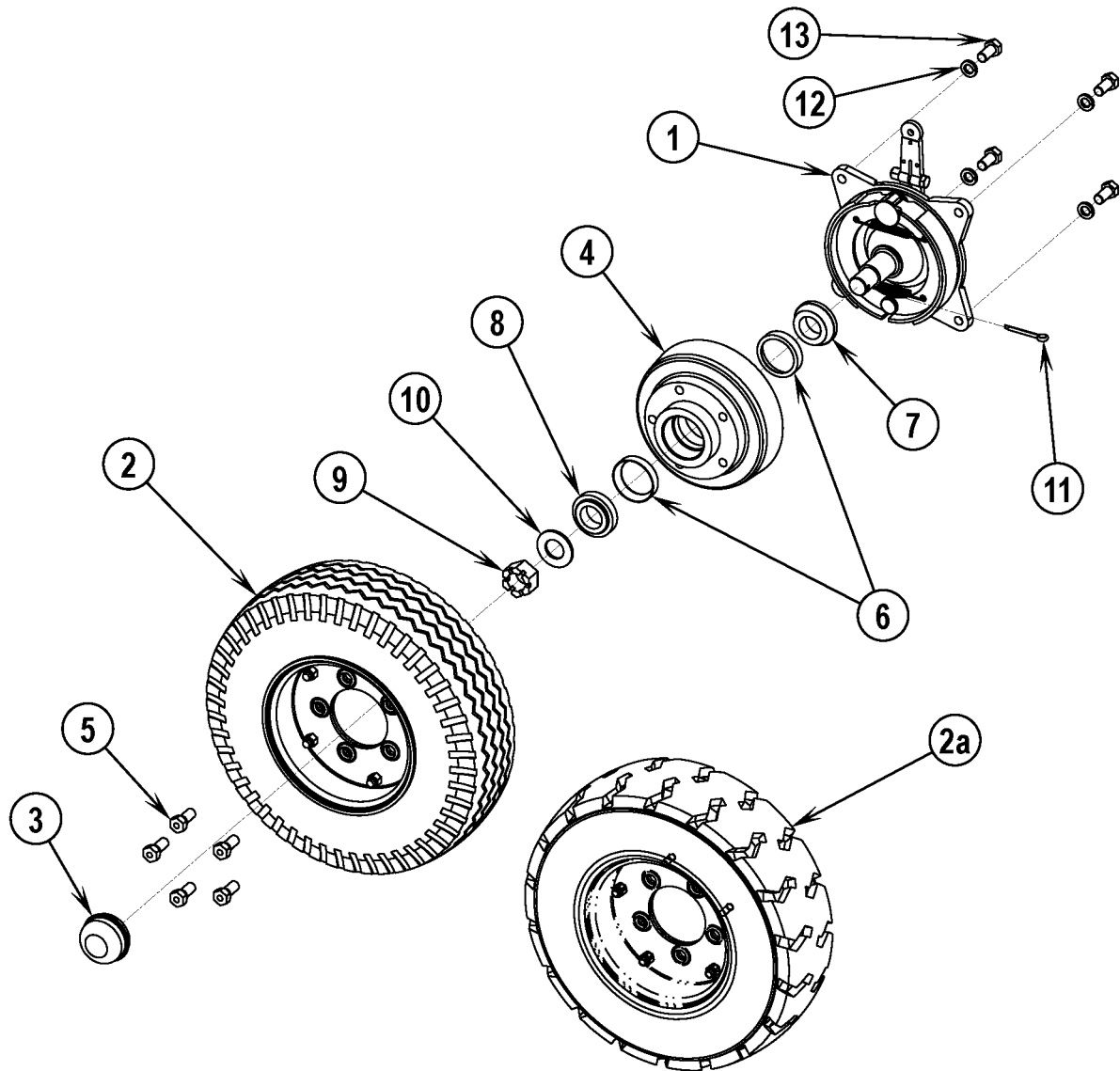
### **PARTS LIST**

**After Serial Number 630950**

**American-Lincoln Models: 576-500, 576-500CE, 576-503,  
576-503CE, 576-504, 576-504CE, 576-505, 576-505CE,  
576-506, 576-506CE**

**American-Lincoln®**

FRONT WHEEL.....	3
REAR WHEEL.....	4
VAC FAN.....	6
BROOM DOOR.....	8
FLAP ASSEMBLY (WHEEL WELL).....	10
MAIN BROOM LEVER.....	12
MAIN BROOM IDLER.....	13
MAIN BROOM DRIVER.....	14
MAIN BROOM LIFT FRAME.....	15
SIDE BROOM ASSEMBLY.....	16
SIDE BROOM LIFT SYSTEM.....	18
SIDE BROOM LEVER.....	20
BROOM CHAMBER FLAPS AND SEALS.....	22
BRAKE PEDAL.....	24
FILTER SHAKER.....	26
SEAT AND FLOOR ASSEMBLY.....	28
STEERING COLUMN.....	30
EXHAUST PIPE ASSEMBLY.....	31
KAWASAKI 20 HP MUFFLER.....	32
FRONT BUMPER.....	33
HYDRAULIC OIL COOLER.....	34
VALVE - CONTROL AND RELIEF (2 CYL).....	35
VALVE - CONTROL AND RELIEF (3 CYL. KUBOTA GAS & DIESEL).....	36
FORWARD/REVERSE CONTROL (2 CYL).....	38
FORWARD/REVERSE CONTROL (3 CYL KUBOTA GAS & DIESEL).....	40
RESERVOIR (2 CYL).....	42
RESERVOIR (3 CYL. KUBOTA GAS & DIESEL).....	44
FUEL TANK (GAS).....	46
FUEL TANK (DIESEL).....	48
HOPPER ASSEMBLY.....	50
HOPPER COVERS & GASKET ASSEMBLY.....	52
HOPPER LIFT.....	54
HOPPER SIDES.....	55
DUMP DOOR.....	56
SAFETY ARM.....	58
HYDRAULIC FILTER (2 CYL).....	59
HYDRAULIC FILTER (3 CYL KUBOTA GAS & DIESEL).....	60
HYDRAULIC PUMP (2 CYL GAS/LP).....	61
HYDRAULIC PUMP (3 CYL. KUBOTA GAS & DIESEL).....	62
ENGINE COVER.....	64
ACCESS COVER.....	66
ENGINE (2 CYL. KAWASAKI GAS).....	68
ENGINE (3 CYL. KUBOTA GAS).....	70
ENGINE (3 CYL. KUBOTA DIESEL).....	72
ENGINE (3 CYL. DUAL FUEL-LP).....	74
HYDRAULIC HOSE DIAGRAM (3 CYL.).....	76
HYDRAULIC HOSE DIAGRAM (2 CYL.).....	78
ELECTRICAL ASSEMBLY (LIGHTS & HORN).....	80
BATTERY - ELECTRICAL ASSEMBLY (2 CYL KAWASAKI GAS).....	81
BATTERY - ELECTRICAL ASSEMBLY (3 CYL KUBOTA GAS & DIESEL).....	82
ELECTRICAL HARNESS ROUTING (2 & 3 CYLINDER).....	83
MACHINE HARNESS CONNECTIONS (2 & 3 CYLINDER).....	84
INSTRUMENT HOUSING.....	86
INSTRUMENT PANEL.....	88
DECALS.....	90
DECALS (continued).....	92
2 CYL. KAWASAKI LP (CE MODELS ONLY).....	94
CE - KIT.....	96
INSTRUMENT PANEL CONNECTION DIAGRAM.....	98
3-CYL. KUBOTA ENGINE ELECTRICAL SCHEMATIC.....	99
2-CYL. KAWASAKI ENGINE CONNECTION SCHEMATIC.....	100
HYDRAULIC SCHEMATIC (2 CYL. GAS, LP & DIESEL).....	101
ELECTRICAL SCHEMATIC (GAS, LP, DIESEL).....	102
HYDRAULIC SCHEMATIC (3 CYL. GAS & DIESEL).....	103



Item	Ref. No.	Qty	Description
1	0860-703	2	Axle/Shaft Assy
2	8-89-08076	2	Wheel Assy, Pneumatic 4 x 8
2a	8-89-08086	2	Wheel Assy, Solid Pneumatic Non Marking (Zoah model 576-508 only)
3	8-11-00030	2	Grease Cap
4	8-33-09089	2	Hub and Drum
5	8-80-05035	10	Stud
6	2-00-04621	4	Bearing Cup
7	2-00-02079	2	Bearing Cone (Sealed)
8	2-00-04622	2	Bearing Cone
9	2-00-05026	2	Nut
10	2-00-05024	2	Flat Washer
11	2-00-02436	2	Cotter Pin
12	2-00-02312	8	Lock Washer, 1/2 HS Med.
13	2-00-02689	8	Screw, 1/2-20 x 1.000 HHC



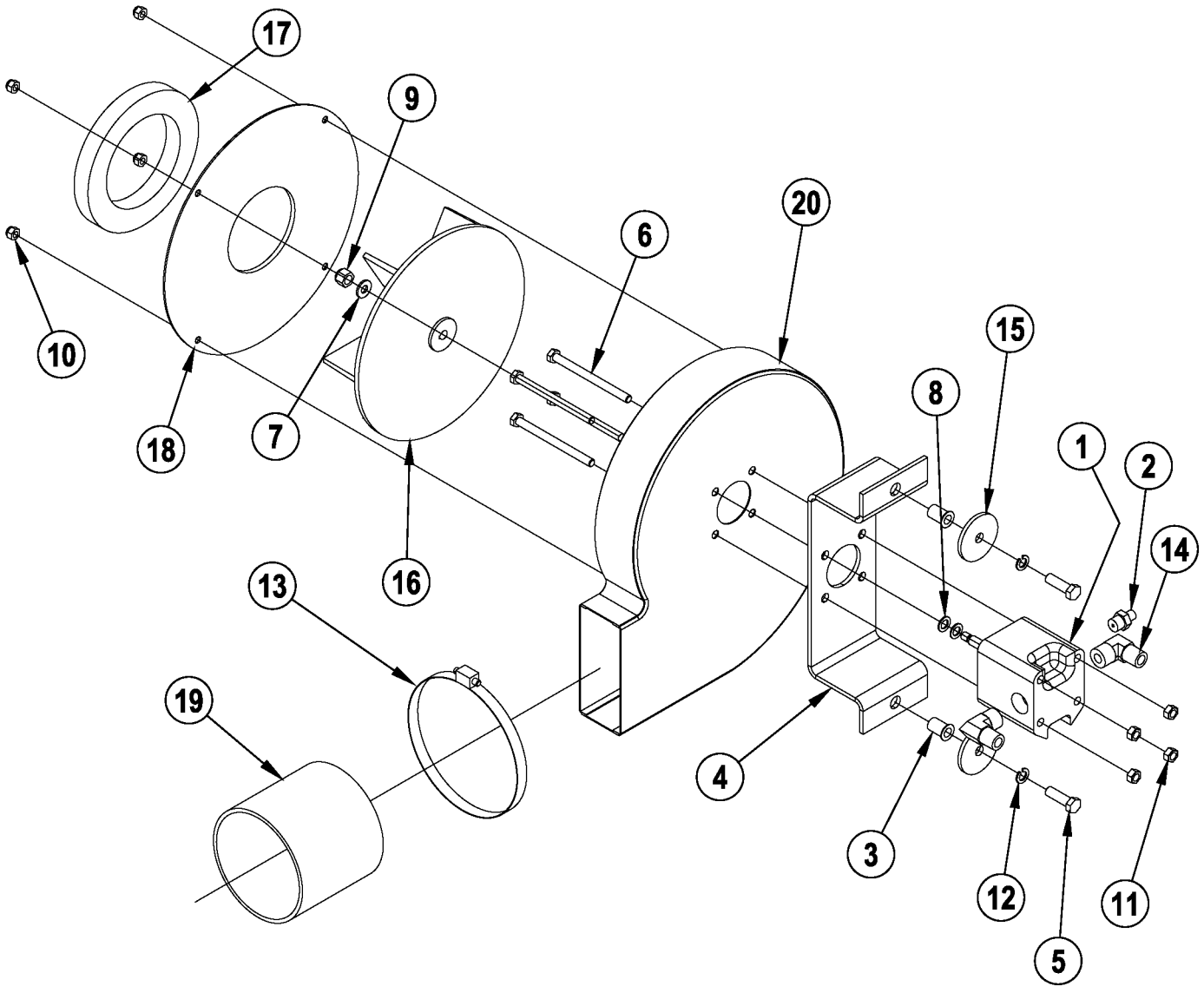
06-5	<b>REAR WHEEL</b>			
07-10	<b>6150 IC</b>			<b>5</b>

Item	Ref. No.	Qty	Description
1	8-92-00041	1	Yoke - Rear Wheel
2<	0885-089	1	Hydraulic Motor (2-cyl. Gas/LP)
2<	0885-092	1	Hydraulic Motor (3-cyl G, LP, D)
	2-00-06551	1	Nut for 0885-089 & 0885-092
3	2-00-04621	2	Bearing, Outer Race (Cup Only)
4	2-00-02079	2	Roller Bearing
5	2-00-05024	1	Washer (Flat)
6	8-55-08131	1	Pivot Pin, Rear Wheel
7	2-00-02436	1	Cotter Pin, .18 Dia.
8	2-00-05026	1	Nut, Slotted Head
9	8-75-01136	2	Washer Thrust
10	8-89-08076	1	Wheel Assembly
	8-85-06025		Tire Only (Service)
	7-65-05021		Rim Assy., 5 x 8 3.75 (Service)
	8-70-00093		Tube (Service)
	7-18-00159		Decal, Pneum. Wheel Warning (Service)
10a	8-89-08086	1	Wheel Assy, Solid Pneumatic Non Marking (Zoah model 576-508 only)
	7-65-05021	1	Rim Assy (Service)
	8-85-06028	1	Tire, Solid Pneumatic Non Marking (Service)
11	8-65-00045	1	Retainer, Hydraulic Hose
12	7-17-05017	1	Hydraulic Cylinder
	7-70-00021	1	Cylinder Seal Kit (service)
13	8-66-00149	1	Rod End
14	2-00-00566	1	Grease Zerk
15	2-00-04892	1	Fitting, 90°
16	2-00-05253	1	Clamp
17	2-00-04974	2	Fitting, Straight
18	8-30-05175	2	Guard, Hose
19	7-11-00048	1	Cap, 7/8 Hex Nut
20	8-55-08128	1	Pin, Steering Cylinder Pivot
21	8-15-01032	3	Collar
22	8-33-09093	1	Hub, Drive Wheel
23	8-80-05035	5	Stud
24	7-13-07176	1	Clamp - Pivot Pin
25	2-00-04803	1	Cotter Pin (1/8 Dia. X 2 Lg)

**HARDWARE USED:**

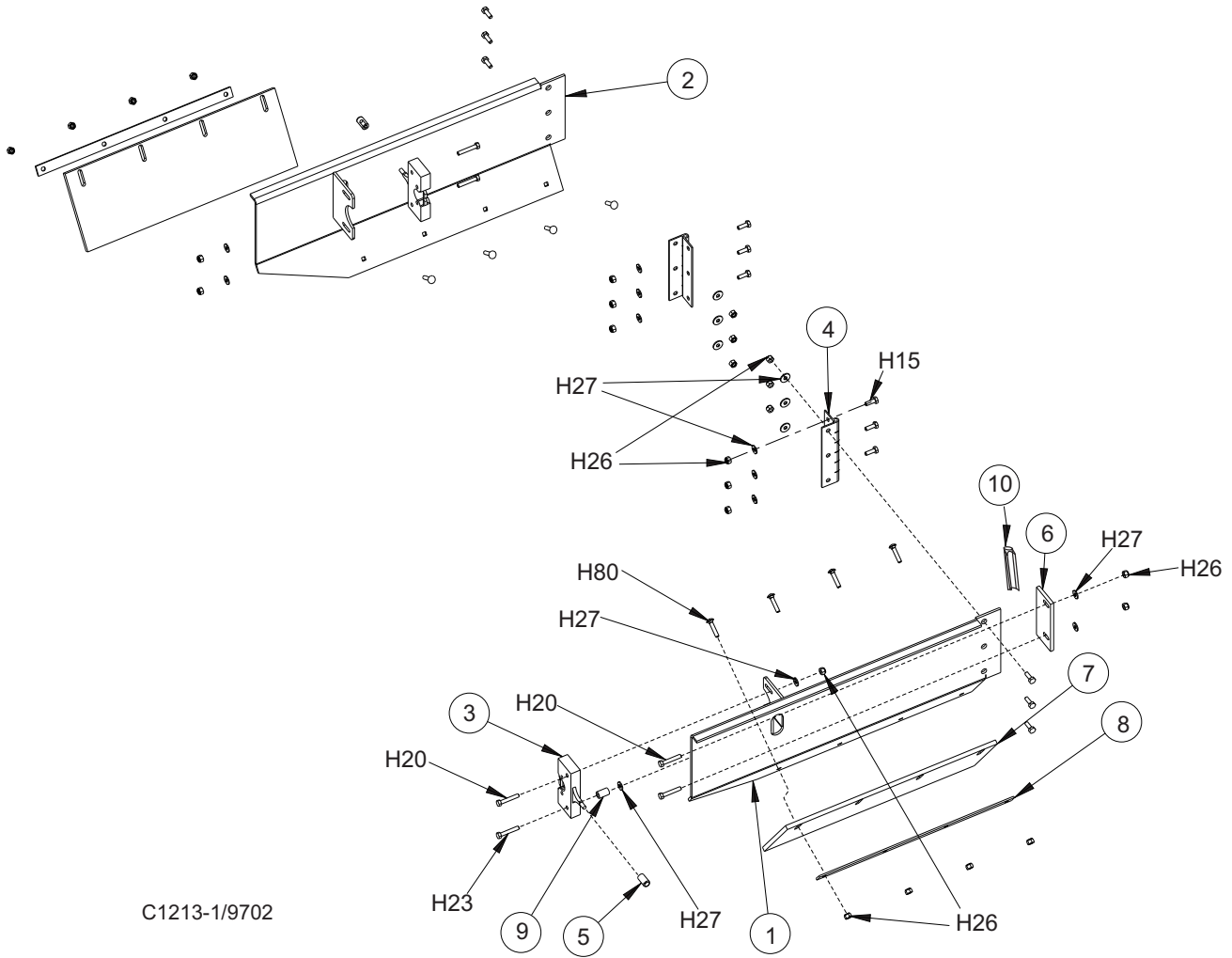
H15	2-00-00221	2	Screw, 1/4-20 x .750 HHC
H17*	2-00-00205	1	Screw, 1/4-20 x 1.000 HHC
H26*	2-00-00641	1	Nut, 1/4-20 Insert Fiber
H27*	2-00-03702	1	Washer, .625 x .281 x .063
H34	2-00-00208	2	Screw, 5/16 - 18 x .750 HHC
H44	2-00-00530	2	Lock Washer, 5/16 HS Med.
H60	2-00-02682	4	Screw, 1/2-13 x 2.750 HHC
H65	2-00-04936	4	Nut, 1/2-13 Fibre Lock
H72	2-00-00518	2	Lock Washer, Helical Spring
H74	2-00-03170	1	Flat Washer, 1.500 x .750 x .125
H75	2-00-00618	1	Nut, Hex Jam 3/8-16
H221	2-00-03335	2	Screw, Hex SOC Cap. .312 - 18 x .50
H333	2-00-04156	1	Nut - INS - Fibre - .75-16

< Seal Kit for both motors: 0880-687



06-5	VAC FAN		
08-7	6150 IC		7

Item	Ref. No.	Qty	Description
	56109309	1	Vac Fan Assembly
1	0885-052	1	Vacuum Motor
2	2-00-05052	1	Fitting, Adapter, 7/16
3	2-00-05347	2	Threaded Insert 3-8-16
4	8-08-00842-1	1	Bracket, Vac Fan
5	2-00-00209	2	Bolt, Hex Head, 3/8-16 X 1 1/4 Ss
6	2-00-00252	4	Screw-Hhc .313-18 X 4 Gr 5
7	2-00-00451	1	Washer, Flat
8	2-00-00484	2	Flat Washer, .625 X .375 X .046
9	2-00-00632	1	Nut, 5/16-18, Insert Fiber
10	2-00-00641	4	Nut, Fiber Insert 1/4-20
11	2-00-00644	4	Nut, Hex, Insert Fiber, 5/16-18
12	2-00-02310	2	Washer-Lock, 3/8", Helical Spring
13	2-00-03454	1	Hose Clamp
14	2-00-05204	2	13/16-16 Orsmx1/2-14 Nptf 90
15	2-95-04689	2	Washer-Axle
16	8-23-00012	1	Fan-Impeller
17	8-29-00183	1	Gasket - Blower
18	8-30-05169	1	Weldment-Guard Plate
19	8-33-02271	1	Hose, Blower Exhaust
20	8-72-00005	1	Shroud, Vac Fan



C1213-1/9702

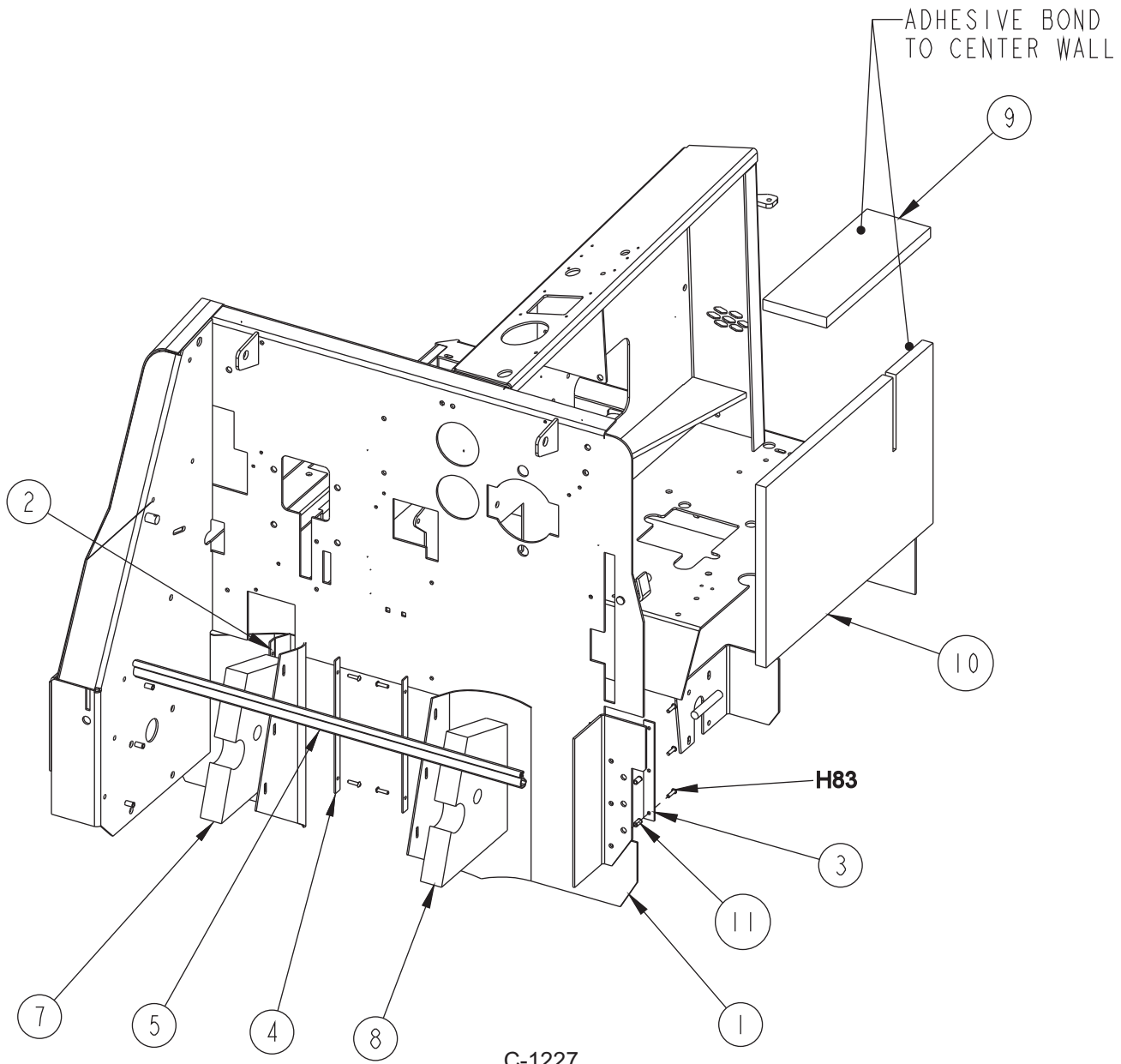
06-5

**BROOM DOOR****6150 IC****9**

Item	Ref. No.	Qty	Description
1	8-19-08068	1	Broom Door Weldment, Right
2	8-19-08067	1	Broom Door Weldment, Left
3	8-41-00052	2	Latch
4	8-32-00044	2	Hinge
5	8-39-00015	2	Latch Knob, Broom Door
6	8-58-05271	1	Plate, Idler Retainer
7	8-25-08212	2	Flap
8	8-13-07145	2	Clamp
9	8-75-01199	1	Spacer, Broom Door Latch
10	8-29-00232	1	Gasket

**HARDWARE USED:**

H15	2-00-00221	12	Screw, 1/4-20 x .750 HHC
H20	2-00-00203	6	Screw, 1/4-20 x 1.500 HHC
H23	2-00-01980	1	Screw, 1/4-20 x 1.500 HHC
H26	2-00-00641	14	Nut, 1/4-20 Insert Fiber
H27	2-00-03702	14	Washer, .625 x .281 x .063
H80	2-00-02196	8	Carriage Bolt, 1/4-20 x 1.000 RHM
H116	2-00-01951	8	Carriage Bolt, 1/4-20 x 1.250



06-5	<b>FLAP ASSEMBLY (WHEEL WELL)</b>		
07-3	<b>6150 IC</b>		<b>11</b>

Item	Ref. No.	Qty	Description
1	8-25-08211	2	Flap, Wheel Well
2	8-13-07142	2	Clamp, Wheel Well Flap (Front)
3	8-13-07148	2	Clamp, Wheel Well Flap (Rear)
4	8-13-07147	2	Clamp, Wheel Well Flap (Front)
5	8-68-05090	1	Seal, Broom Chamber/Dump Door
6	2-00-05261	1	Threaded Insert
7	8-68-05088	1	Seal, Wheel Well (Right)
8	8-68-05089	1	Seal, Wheel Well (Left)
9*	8-34-09028	1	Insulation, Top
10*	8-34-09034	1	Insulation, Side
11	2-00-05261	12	Threaded Insert, 1/4-20

**HARDWARE USED:**

H83	2-00-04877	12	Screw, 1/4-20 x 1.000 BHS
-----	------------	----	---------------------------

\* Use on Gas/LP & Diesel Machines Only

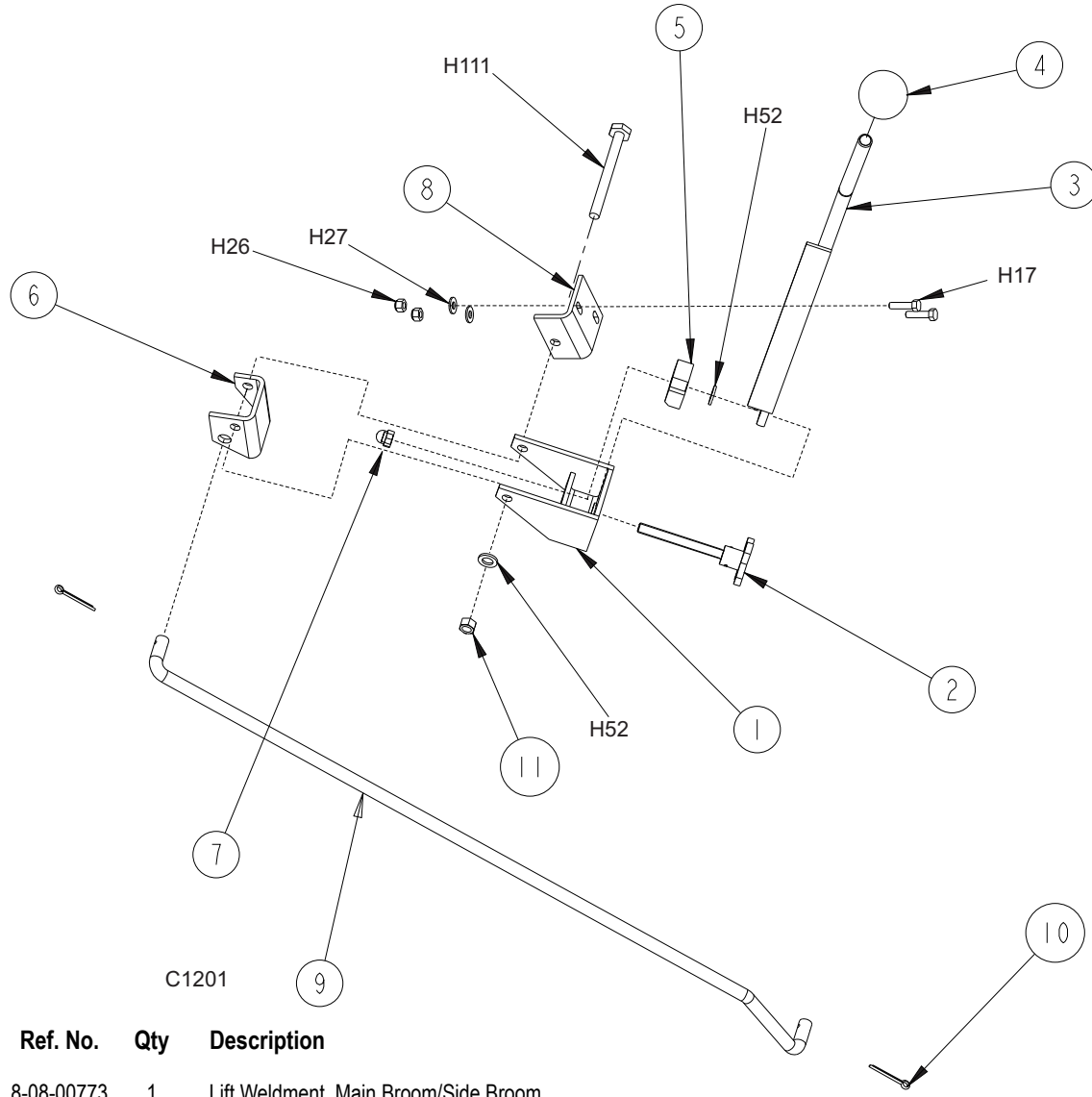
**MAIN BROOM LEVER**

06-5

12

**6150 IC**

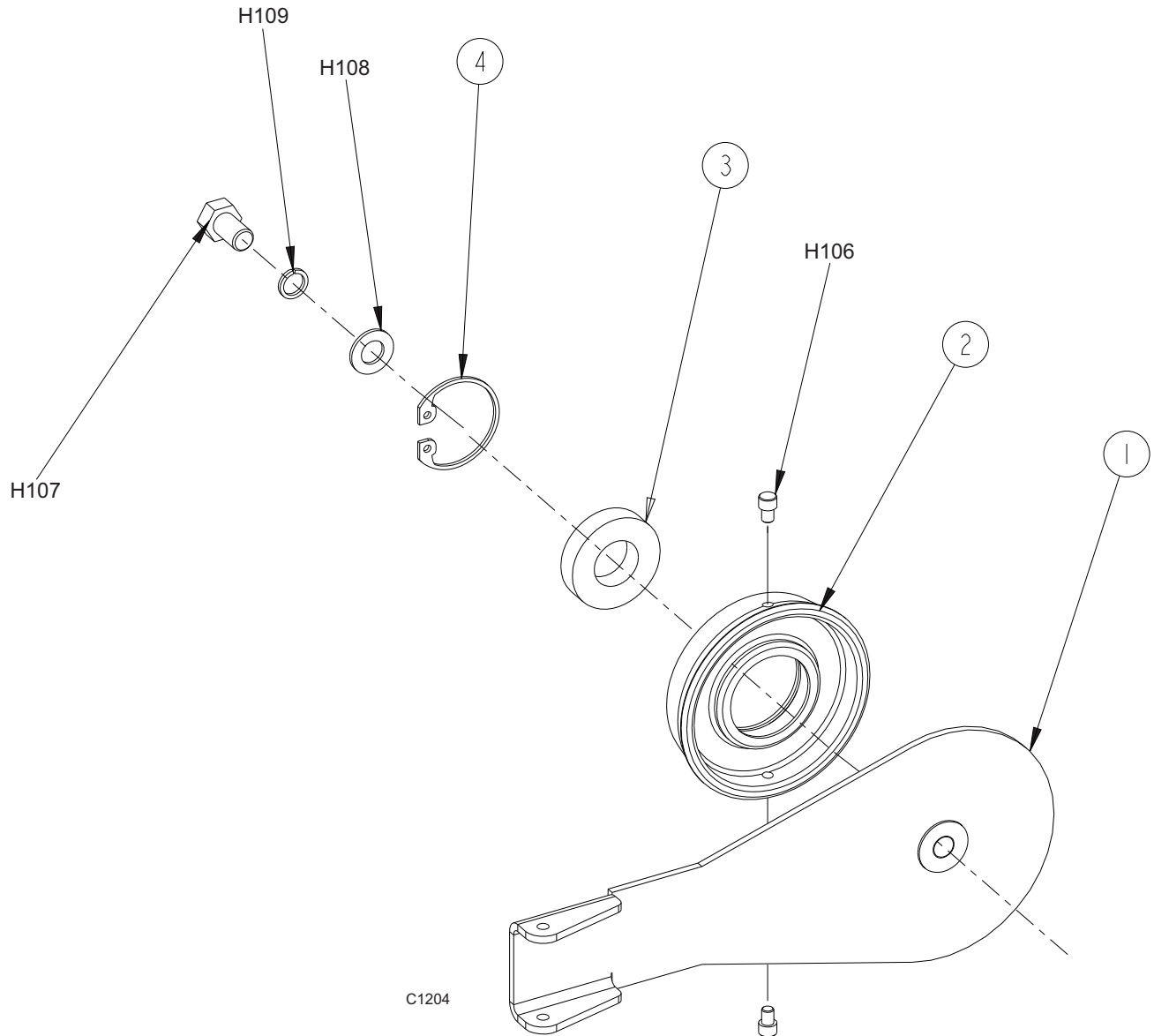
08-7



Item	Ref. No.	Qty	Description
1	8-08-00773	1	Lift Weldment, Main Broom/Side Broom
2	8-39-00017	1	Main Broom Knob Assembly
3	8-66-00166	1	Lever Handle
4	8-39-00003	1	Small Control Knob
5	8-50-03002	1	Broom Adjustment Block
6	8-08-00831	1	Main Broom Adjustment Angle
7	2-00-00656	1	Nut-Hex Cap 1/2-13 Brass/Chrome
8	8-08-00779	1	Pivot, Main Broom Lift
9	8-66-00180	1	Rod, Main Broom Linkage
10	2-00-00776	2	Cotter Pin
11	2-95-04182	1	Nut, Elastic Stop

**HARDWARE USED:**

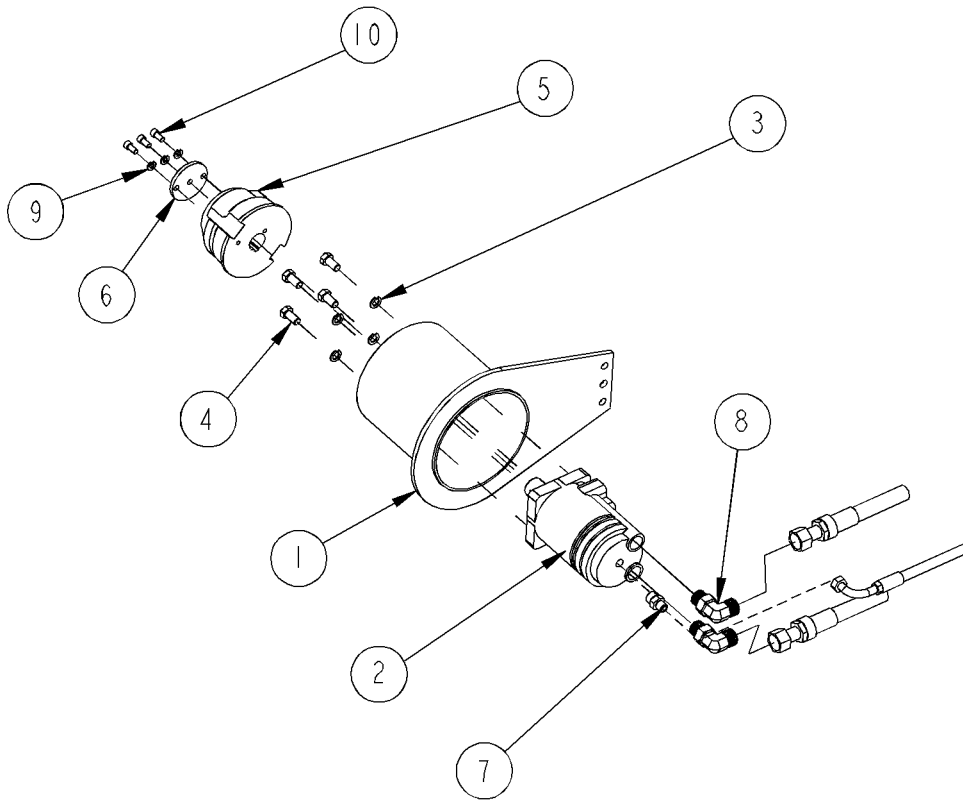
H17	2-00-00205	2	Screw, 1/4-20 x 1.000 HHC
H26	2-00-00641	2	Nut, 1/4-20 Insert Fiber
H27	2-00-03702	2	Washer, .625 x .281 x .063
H52	2-00-00402	1	Flat Washer, .750 x .390 x .094
H111	2-00-03296	1	Screw, 3/8-16 x 4.000 HHC



Item	Ref. No.	Qty	Description
1	8-16-00064	1	Broom Idler Arm Weldment
2	8-33-09090	1	Idler, Machined
3	2-00-04889	1	Bearing
4	2-00-04890	1	Retainer Clip

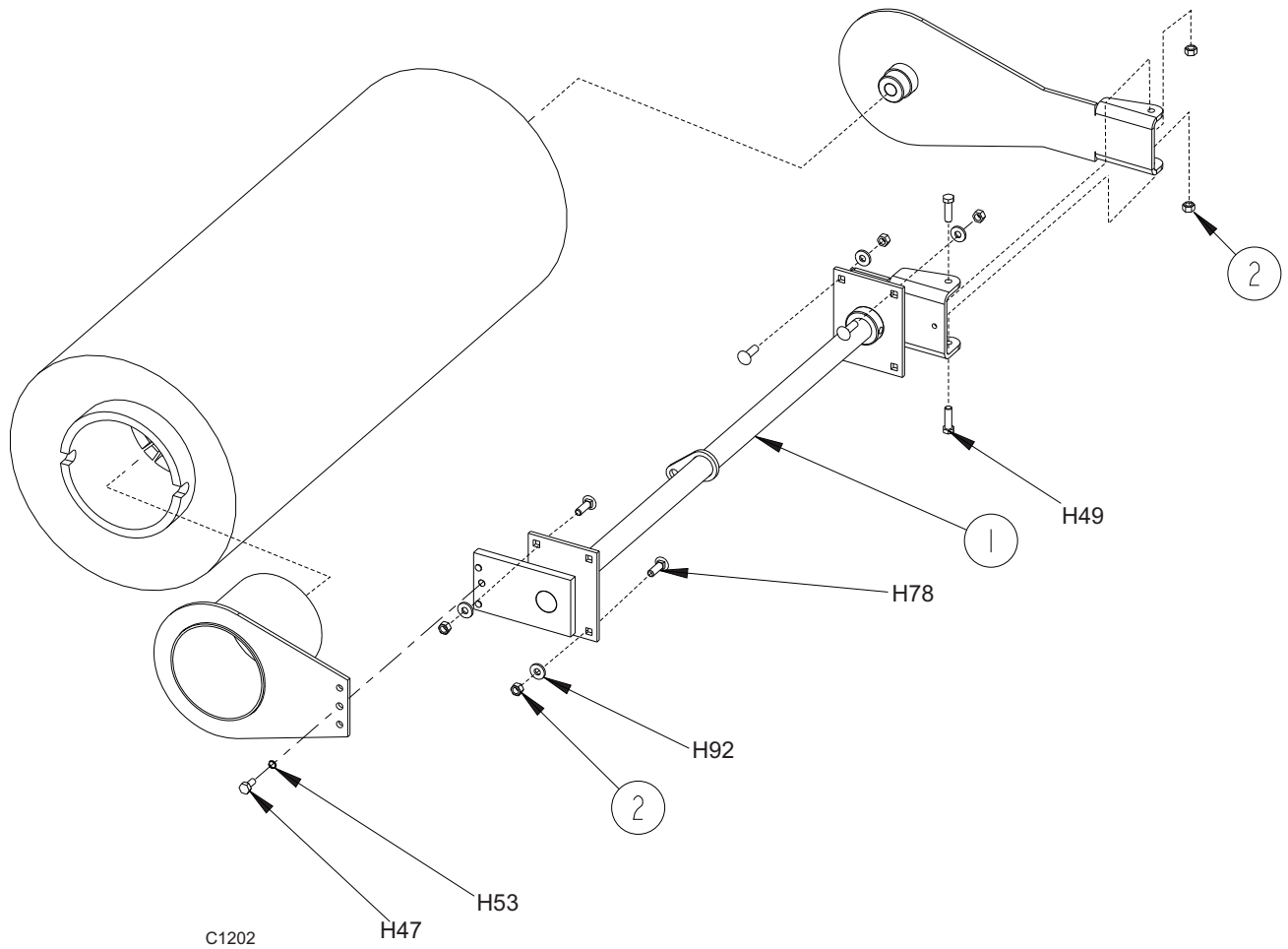
**HARDWARE USED:**

H106	2-00-04886	2	Screw, 3/8-16 x .500 HSHC
H107	2-00-04887	1	Screw
H108	8-75-01157	1	Thrust Washer
H109	2-00-00522	1	Lock Washer, 3/4 Helical Spring



80804-2/7-05

Item	Ref. No.	Qty	Description
1	8-16-00041	1	Driver, Broom Arm
2	0882-040	1	Motor, Hydraulic (3 Cyl. Only)
	0882-037	1	Motor, Hydraulic (2 Cyl. Only)
3	2-00-02310	4	Lock Washer, 3/8 Helical Spring
4	2-00-00232	4	Bolt, 3/8-16 x .75 Fin. Hex Head
5	8-33-09046-1	1	Hub, Broom Driver
6	8-58-05160	1	Lock Plate, Broom Driver
7	2-00-04895	1	Fitting, Straight Connector
8	2-00-04885	2	Fitting, 90° Elbow (O-Ring)
9	2-00-00518	3	Lock Washer, 1/4 Helical Spring
10	2-00-03039	3	Set Screw, 1/4-20 x .625 HSHC



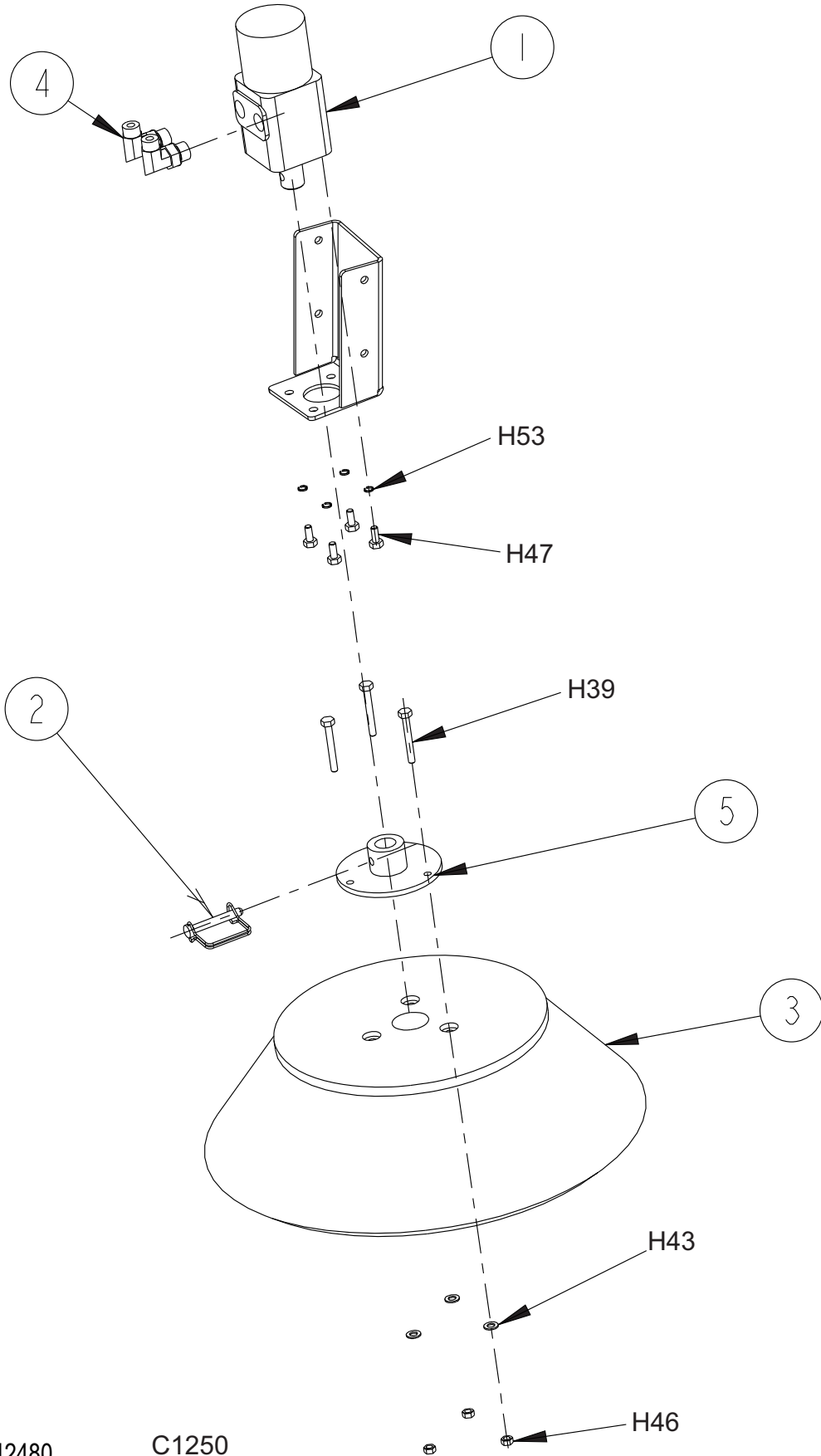
Item	Ref. No.	Qty	Description
1	8-03-04316	1	Main Broom Lift Frame
2	2-95-04182	6	Nut, Elastic Stop

#### **HARDWARE USED:**

H47	2-00-00232	1	Screw, 3/8-16 x .750 HHC
H49	2-00-00209	2	Screw, 3/8-16 x 1.250 HHC
H53	2-00-02310	1	Lock Washer, Helical Spring 3/8 Med.
H78	2-00-05187	4	Carriage Bolt, 3/8-16 x 1.250
H92	2-00-04801	4	Flat Washer, .875 x .375 x .125

#### **Main Broom Options**

N/S	8-08-03224	Ref.	Proex
N/A	8-08-03225	Ref.	Proex and Wire Main Broom
N/S	8-08-03226	Ref.	Nylon
N/S	8-08-03227	Ref.	Nylon, High Density Main Broom
N/S	8-08-03228	Ref.	Fiber and Wire High Density Main Broom



Item	Ref. No.	Qty	Description
1	0882-050	1	Side Broom Motor
2	8-55-08122	1	Pin, Side Broom Flange
3	8-08-03211	1	Side Broom
4	2-00-04921	2	Fitting
5	8-33-09091	1	Hub, Side Broom Weldment

**HARDWARE USED:**

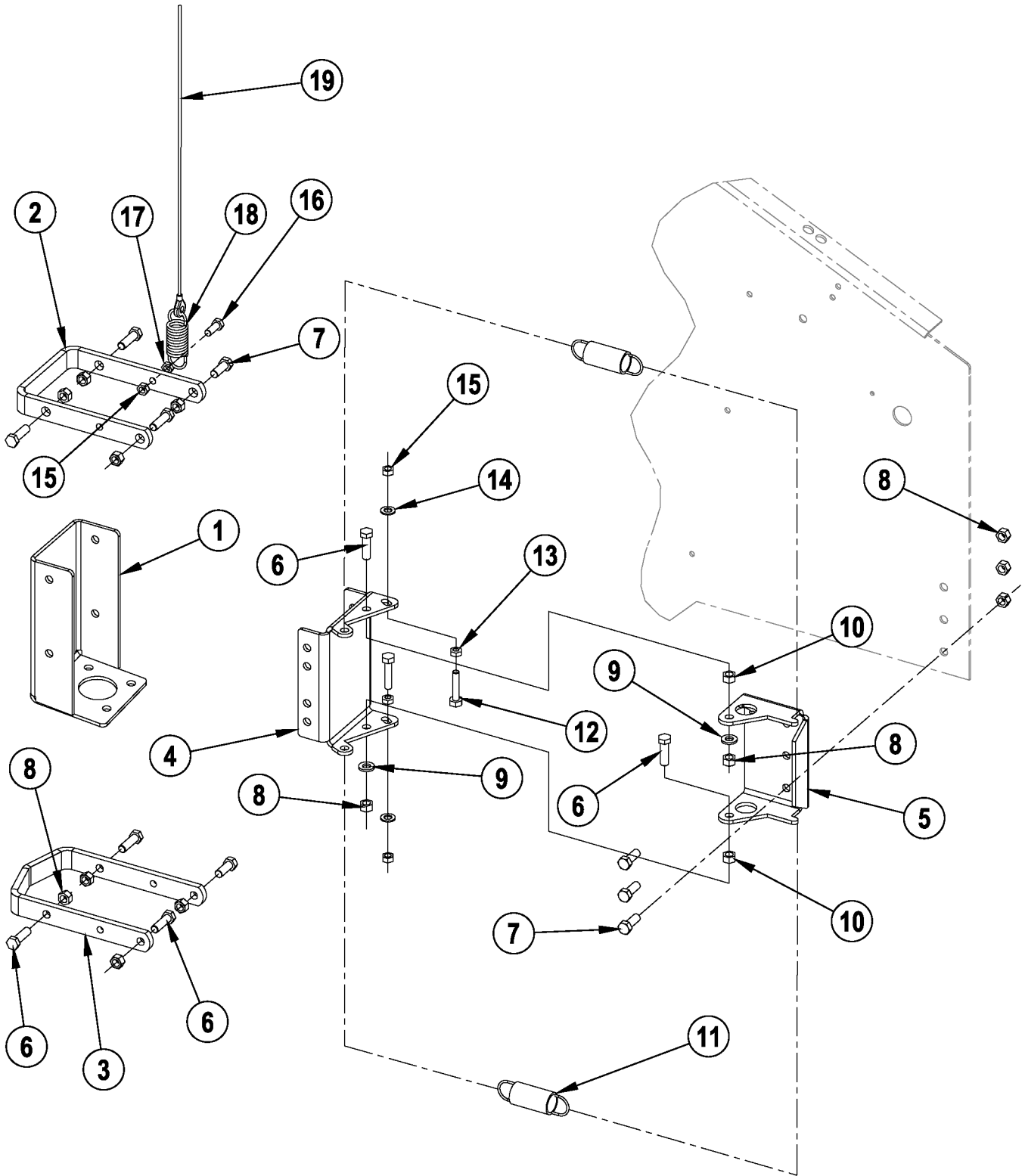
H43	2-00-00409	3	Flat Washer, .687 x .344 x .062
H46	2-00-00644	3	Nut, 5/16-18, Insert Fiber
H47	2-00-00232	4	Screw, 3/8-16 x .750 HHC
H53	2-00-02310	4	Lock Washer, Helical Spring 3/8 Med.
H84	2-00-00218	3	Screw, 5/16-18 x 2.00 HHC

**Side Broom Options**

N/S	8-08-03212	Ref.	Black Prolene Side Broom
N/S	8-08-03211	Ref.	Nylon Side Broom

**0880-439****Wire Bristle Side Broom Option**

N/S	8-08-03199	1	Wire Side Broom
N/S	8-58-05248	1	Plate
N/S	2-00-04121	3	Screw #10 - 13 x .750 RHW



06-5	<b>SIDE BROOM LIFT SYSTEM</b>		
07-10	<b>6150 IC</b>		<b>19</b>

Item	Ref. No.	Qty	Description
1	8-08-00772	1	Bracket,Sb
2	8-42-05136-1	1	Link-Side Broom Lift
3	8-42-05136	1	Link-Side Broom Lift
4	8-08-00846	1	Bracket-Pivot-Side Broom
5	8-08-00790	1	Bracket-Side Broom
6	2-00-00209	8	Bolt, Hex Head, 3/8-16 X 1 1/4 Ss
7	2-00-00233	5	Bolt-Hex Head, Finished, 3/8-16 X 1.00
8	2-95-04182	13	Nut, Hex, Stop, 3/8-16
9	2-00-00402	2	Washer, 25/64" Id X 3/4" Od
10	2-00-02360	2	Nut, Hex, 3/8-16
11	7-76-00101	2	Spring-Brush Load
12	2-00-02709	2	Screw, 5/16-18 X 1.50 Lg, Full Thread, Hhc
13	2-00-00585	2	5/16-18, Hex Nut
14	2-00-00409	2	Flat Washer, .687 X .344 X .062
15	2-00-00644	3	Nut, Hex, Insert Fiber, 5/16-18
16	2-00-05356	1	5/-18 X 1.25", Hex Head Screw
17	2-00-00586	1	Nut, Jam 5/16-18
18	56109182	1	Spring, Extension
19	56109183	1	Cable-Side Broom (Right Side)

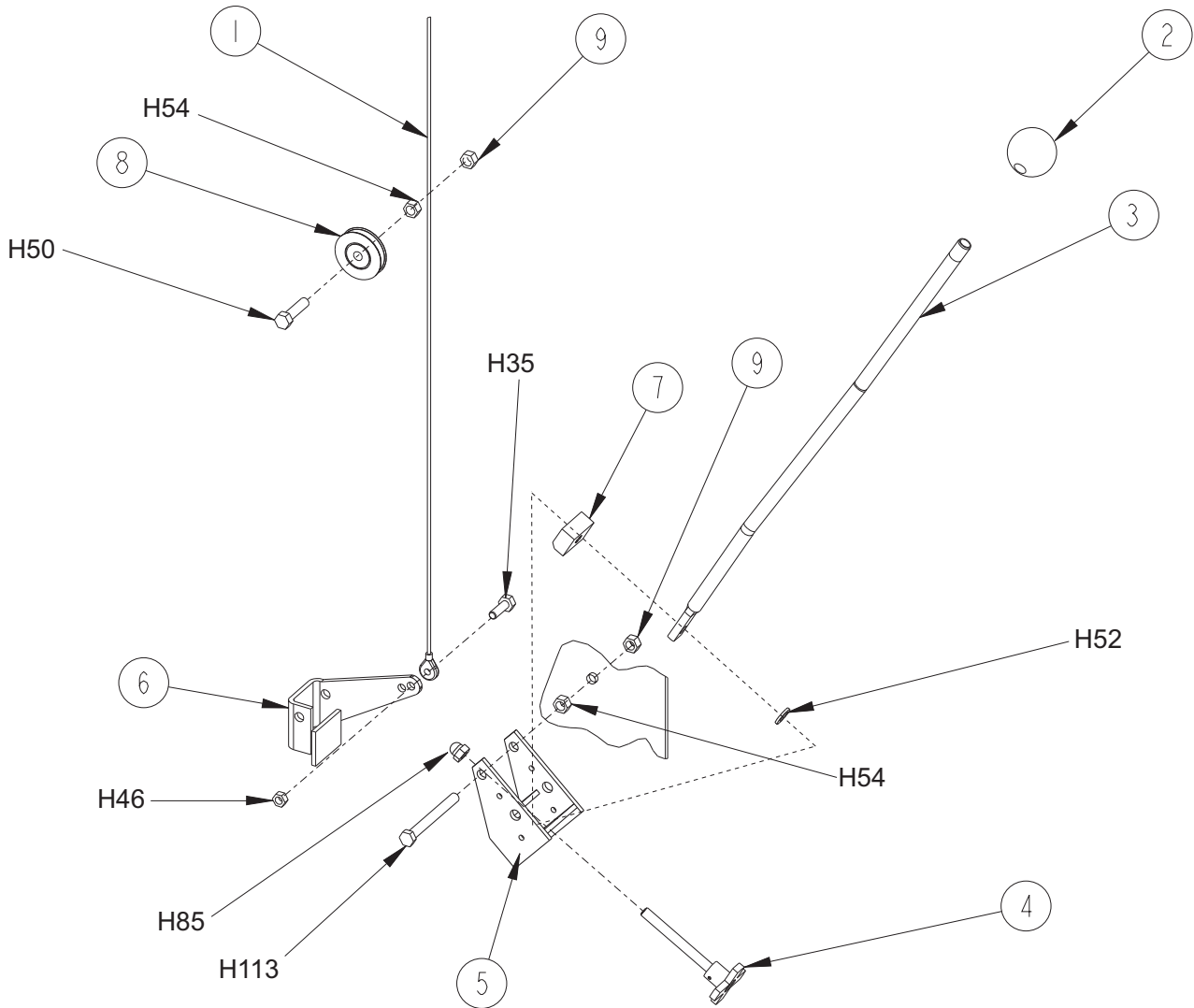
SIDE BROOM LEVER

06-5

20

6150 IC

07-3

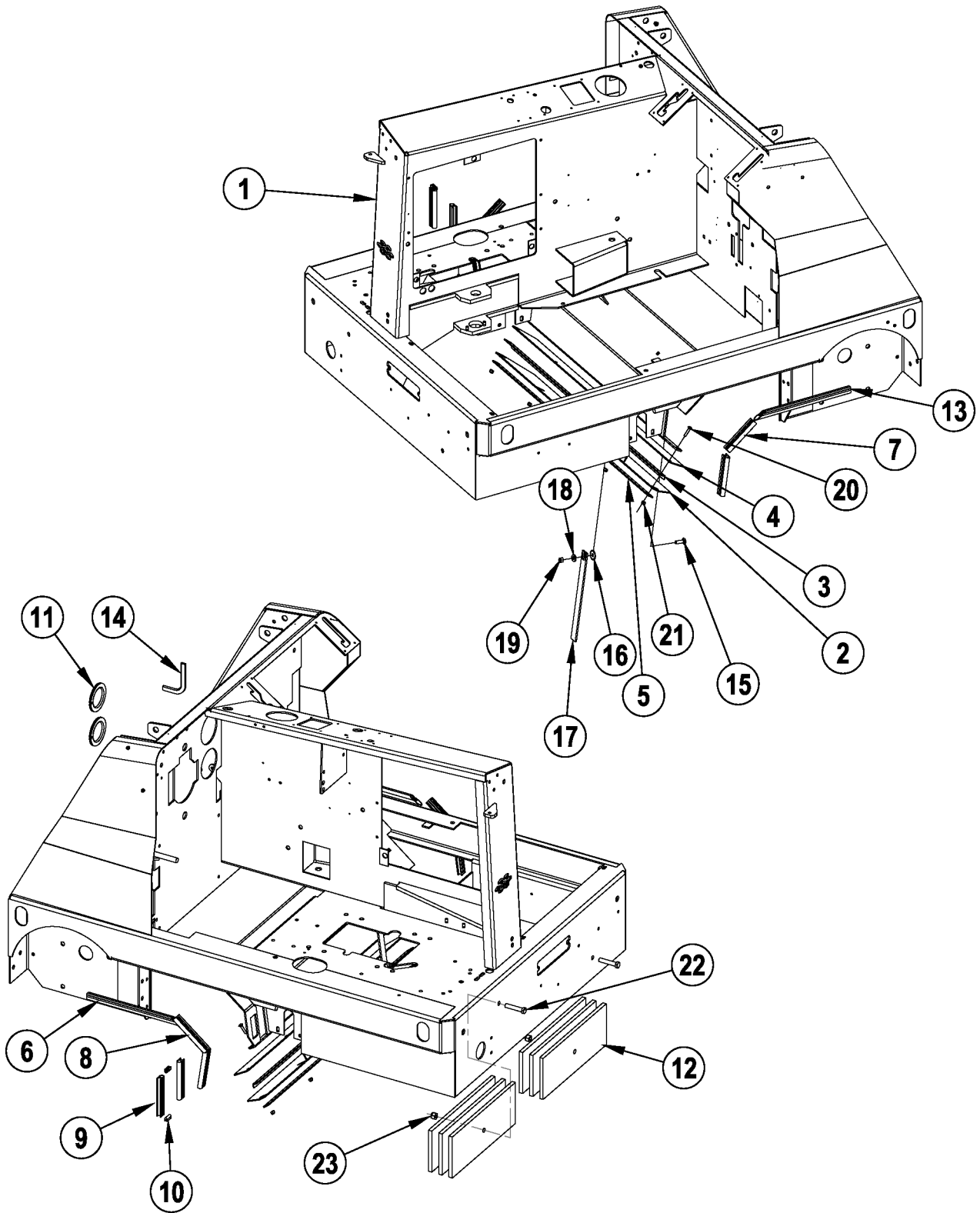


06-5	<b>SIDE BROOM LEVER</b>		
07-10	<b>6150 IC</b>		<b>21</b>

Item	Ref. No.	Qty	Description
1	56109270	1	Cable
2	8-39-00003	1	Control Knob
3	8-66-00167	1	Lever Handle, Side Broom
4	8-39-00013	1	Knob Assembly
5	8-08-00773	1	Broom Lift Weldment
6	8-08-00866	1	Bracket, Side Broom Angle Adjustment
7	8-50-03002	1	Broom Adjustment Block
8	7-60-00160	1	Pulley, Cable
9	2-95-04182	2	Nut, Fibre

**HARDWARE USED:**

H35	2-00-01255	1	Scr-HHC .313-18 x .875 GR5 ZN
H46	2-00-00644	1	Nut, 5/16-18, Insert Fiber
H50	2-00-00234	1	Screw, 3/8-16 x 1.500 HHC
H52	2-00-00402	1	Flat Washer, .750 x .390 x .094
H54	2-00-02360	2	Nut, 3/8-16 Hex.
H85	2-00-00650	1	Nut, Cap 3/8-16 Low Crown
H113	2-00-02603	1	Screw, 3/8-16 x 3.50 HHC



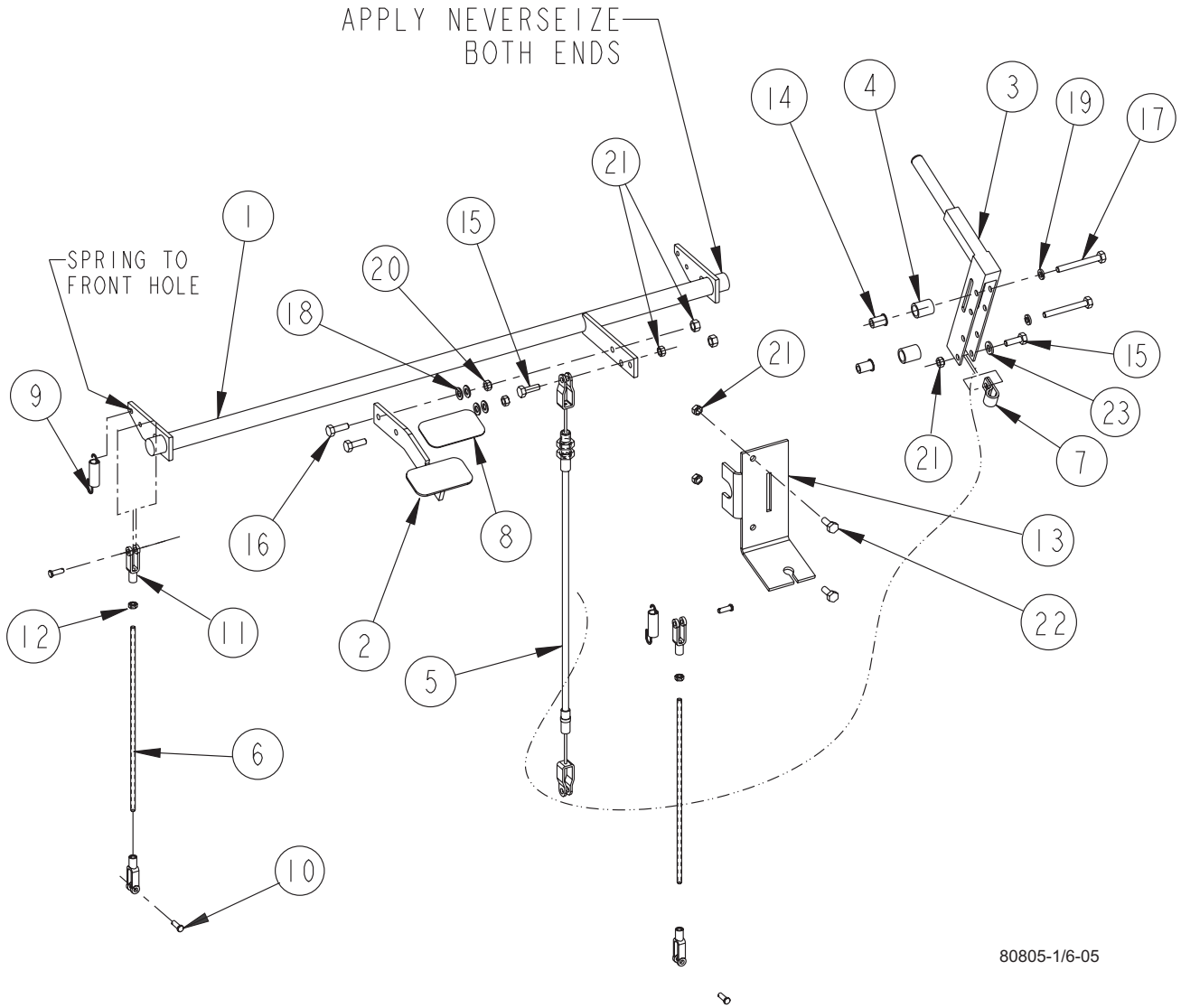
06-5

**BROOM CHAMBER, FLAPS, & SEALS**

07-10

**6150 IC****23**

Item	Ref. No.	Qty	Description
1	8-27-07121	1	Frame Weldment
2	8-25-08213	1	Flap, Broom Chamber Outer
3	8-13-07143	1	Clamp, Broom Chamber Inner
4	8-25-08214	1	Flap, Broom Chamber Inner
5	8-13-07144	1	Clamp, Broom Chamber Outer
6	8-29-00257	1	Gasket
7	8-29-00232	1	Gasket
8	8-29-00234	1	Gasket
9	8-29-00233	3	Gasket
10	8-21-04048	2	Edging
11	7-21-03003	2	Edging
12	8-89-04016	6	Weight, 13.5 lbs.
13	8-29-00256	1	Gasket
14	8-21-04015	1	Edging
15	2-00-05187	1	Bolt Carr. 3/8-16 x 1.25 GR5 ZN
16	2-00-03829	1	Lk Wash Int/Ext Tooth ZN
17	56416517	1	Static Strap
18	2-00-04801	1	Wshr-Flat .875 x .380 x .120 TH ZN
19	2-95-04182	1	Nut - EL. Stop 3/8-16 ZN PL
20	2-00-01951	5	Carriage Bolt, 1/4-20 x 1.250
21	2-00-00641	5	Nut, 1/4-20 Insert Fiber
22	2-00-00247	2	Screw, 1/2 - 13 x 2.500 HHC
23	2-00-04936	2	Nut, 1/2 - 13 Fiber Lock



80805-1/6-05

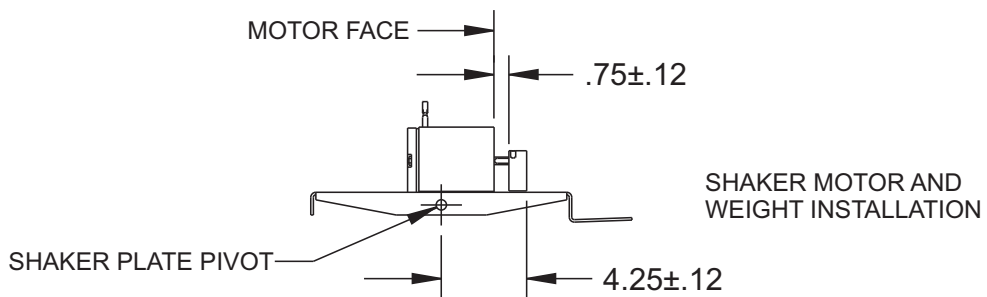
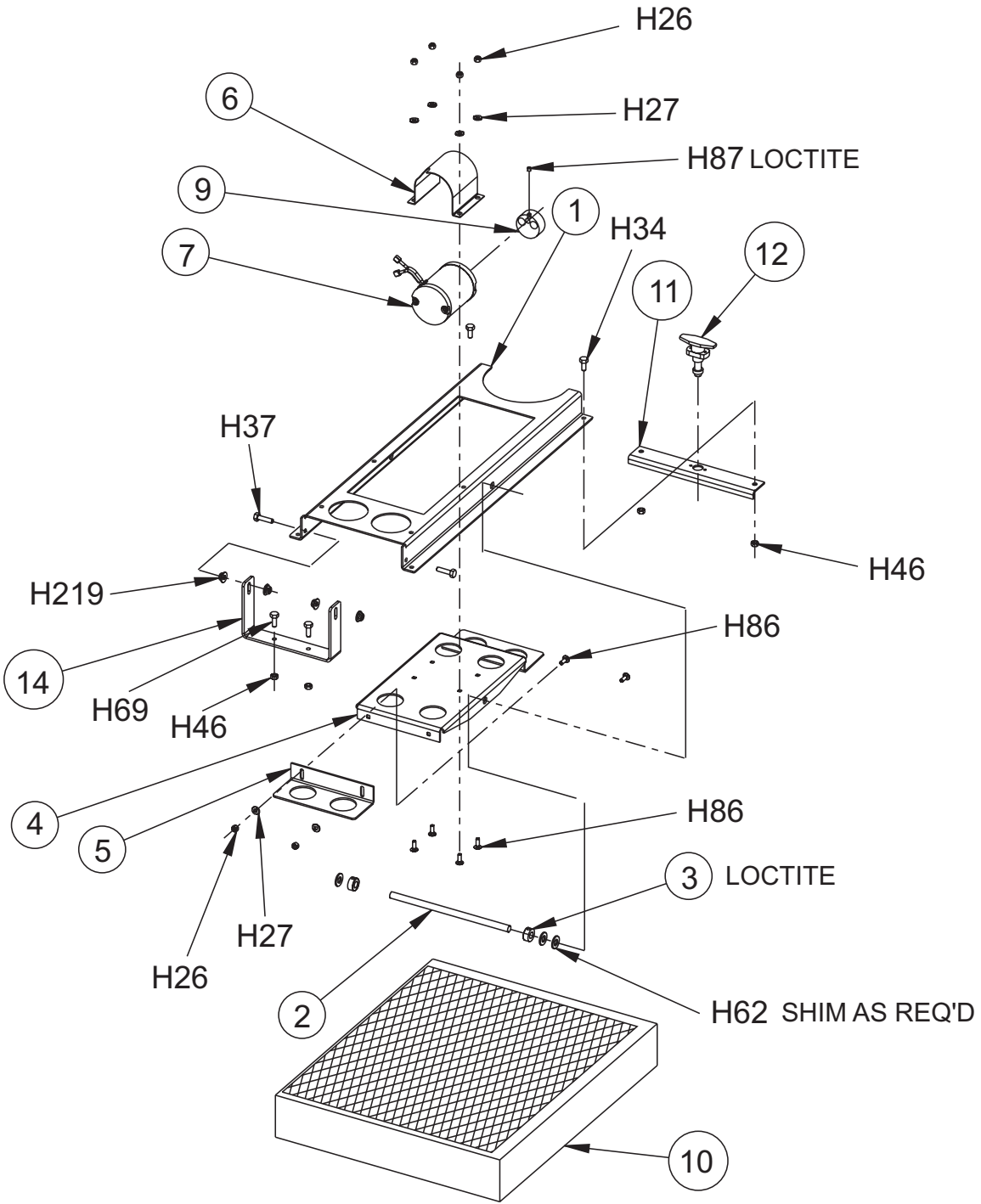
06-5

**BRAKE PEDAL**

07-3

**6150 IC****25**

Item	Ref. No.	Qty	Description
1	8-70-05302	1	Brake Cross Shaft
2	8-55-00037	1	Brake Pedal
3	7-41-05083	1	Lever, Parking Brake
4	8-75-01184	2	Spacer, Lever Mounting
5	8-10-00038	1	Cable
6	8-66-00185	2	Brake Rod (12")
7	2-00-05169	1	Cable Clamp
8	8-50-05063	1	Pad, Pedal
9	7-76-00051	2	Spring
10	2-00-04909	4	Yoke Pin Assembly
11	8-14-01006	4	Clevis
12	2-95-01999	2	Nut, Jam
13	8-08-00833	1	Center Bracket, Brake Linkage
14	2-00-05330	2	Threaded Insert, 5/16-18
15	2-00-02708	1	Screw, 5/16-18 x 1.0 HHM
16	2-00-00207	2	Screw, 5/16-18 x 1.25 HHC
17	2-00-01770	2	Screw, 5/16-18 x 2.75 HHC
18	2-00-00409	4	Flat Washer, .687 x .344 x .062
19	2-00-00530	2	Lock Washer, 5/16 HS Med.
20	2-00-00585	2	Nut, Hex. 5/16-18 x .500 x .265
21	2-00-00644	6	Nut, 5/16-18, Insert Fiber
22	2-00-01255	2	Screw, 5/16-18 x .875 HHC
23	2-00-00402	1	Flat Washer, 0750 x 0391 x .093



Item	Ref. No.	Qty	Description
1	8-13-07139	1	Clamp, Filter
2	8-55-08119	1	Pin, Shaker Pivot
3	2-00-03589	2	1/2" Stop Collar
4	8-58-05284	1	Shaker Plate
5	8-03-04302	1	Shaker Arm
6	8-16-07406	1	Filter Shaker Motor Cover
7	0860-623	1	Filter Shaker Motor (12 vdc)
8*	0860-624	1	Filter Shaker Motor (36vdc)
9	8-89-04019	1	Weight
10	8-24-04148	1	Filter
	8-24-04148-2		POLY Filter Option
11	8-13-07121	1	Shaker Mounting Angle
12	8-41-00053	1	Latch
13	8-90-07433	Ref.	Wire, Hopper Shaker
14	8-08-00826	1	Shaker Mounting Angle

Item 13 is shown on the Connection Drawing on page 176, 176A, and 176B

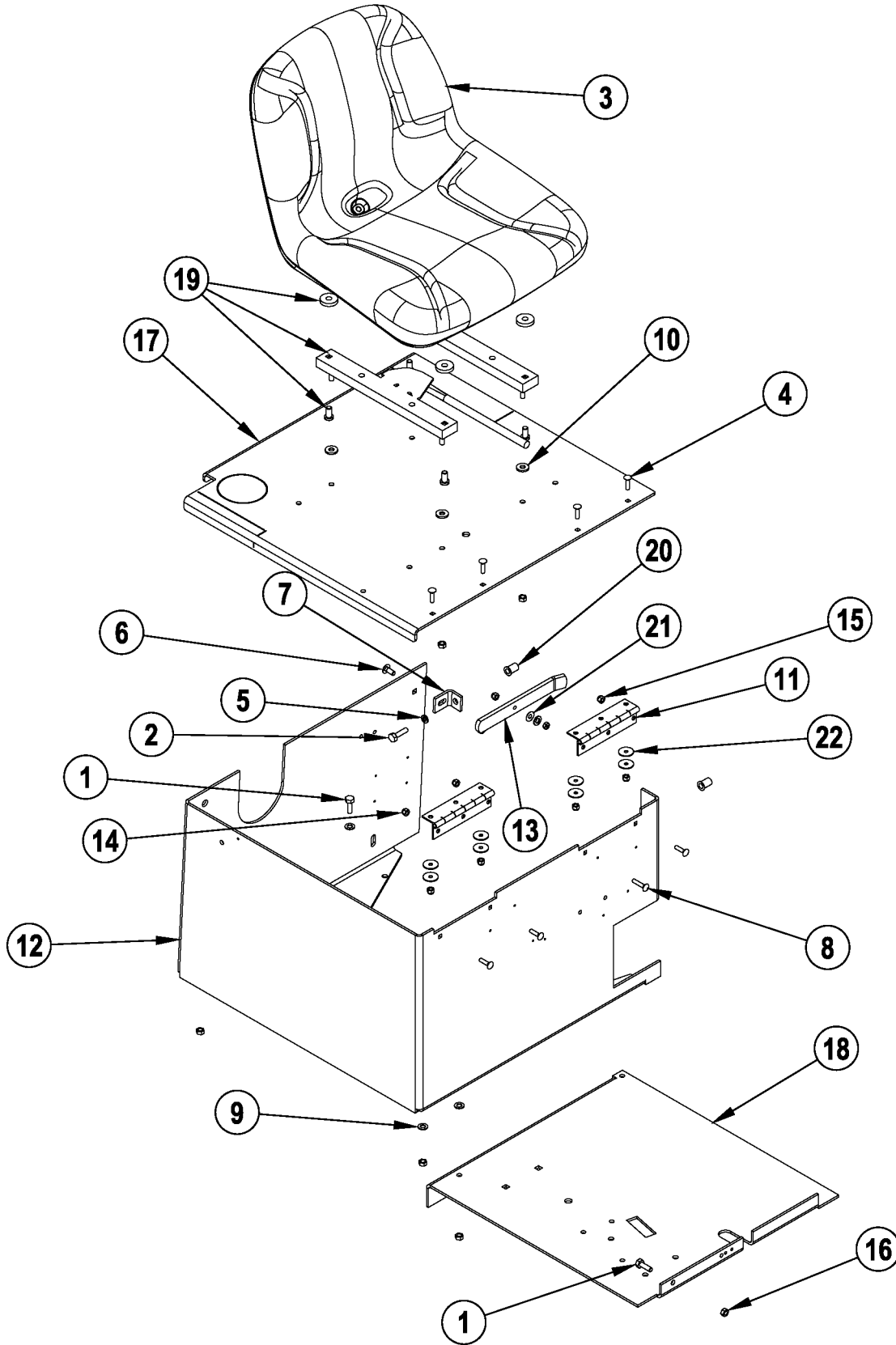
#### **HARDWARE USED:**

H26	2-00-00641	6	Nut, 1/4-20 Insert Fiber
H27	2-00-03702	6	Washer, .625 x .281 x .063
H34	2-00-00208	2	Screw, 5/16-18 x .750 HHC
H37	2-00-00207	2	Screw, 5/16-18 x 1.250 HHC
H46	2-00-00644	4	Nut, 5/16-18, Insert Fiber
H62	2-00-00405	3	Flat Washer, 1.063 x .531 x .094
H69	2-00-01255	2	Screw, 5/16-18 x .875 HHC
H86	2-00-03575	6	Carriage Bolt, 1/4-20 x .750
H87	2-00-00263	1	Set Screw, 1/4-20 x .250 HSKCP
H219	2-00-05359	4	Nut, Serrated Flange 5/16-18

For Battery Machine Only

#### **Frame and Shaker Adjustment Instructions:**

1. Adjust Frame to Filter - Adjust filter frame pivot bolts and pawl of filter frame latch such that filter gasket compress approximately 1/8".
2. Adjust shaker to filter - Adjust shaker arm (8-03-04302) such that it and shaker plate (8-58-05273) force filter screen to contact filter media. **NOTE:** Do not compress filter media with shaker



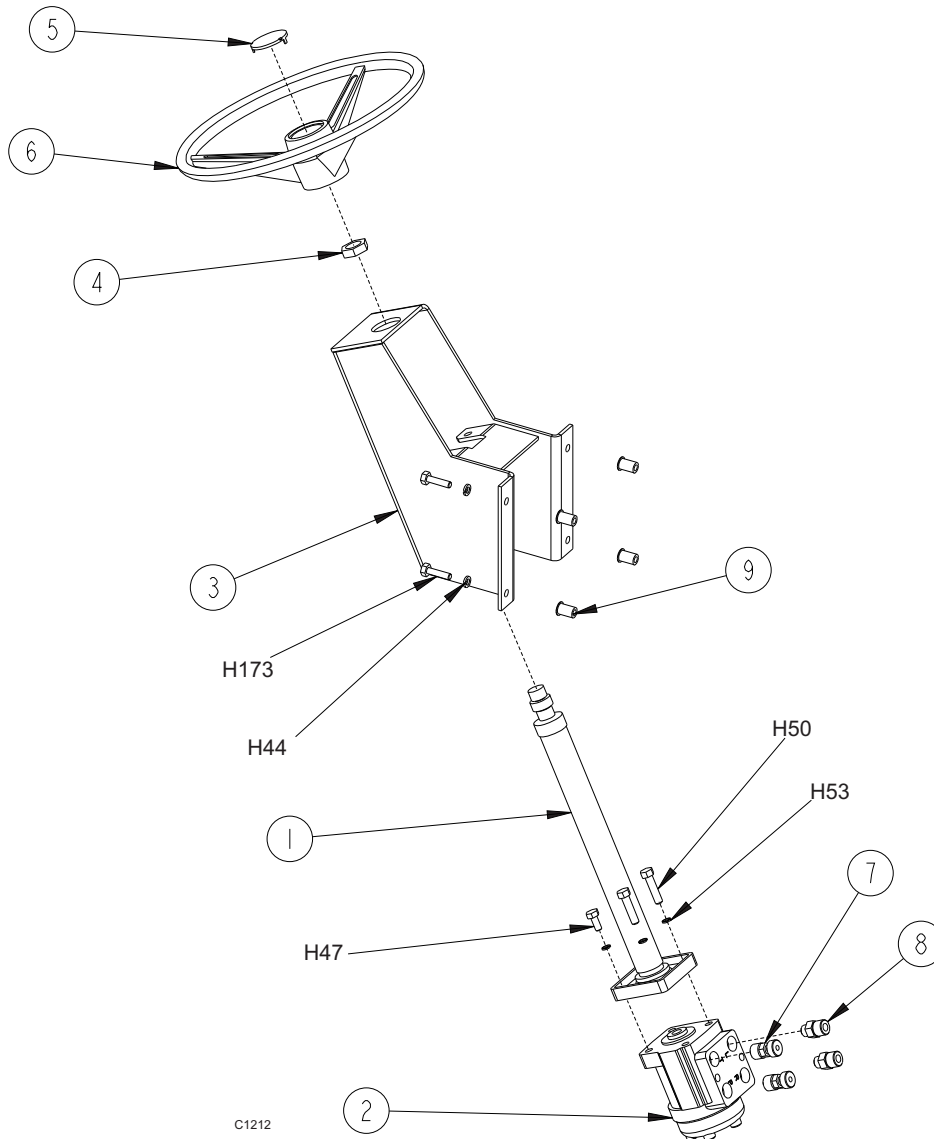
06-5

**SEAT & FLOOR ASSEMBLY**

07-10

**6150 IC****29**

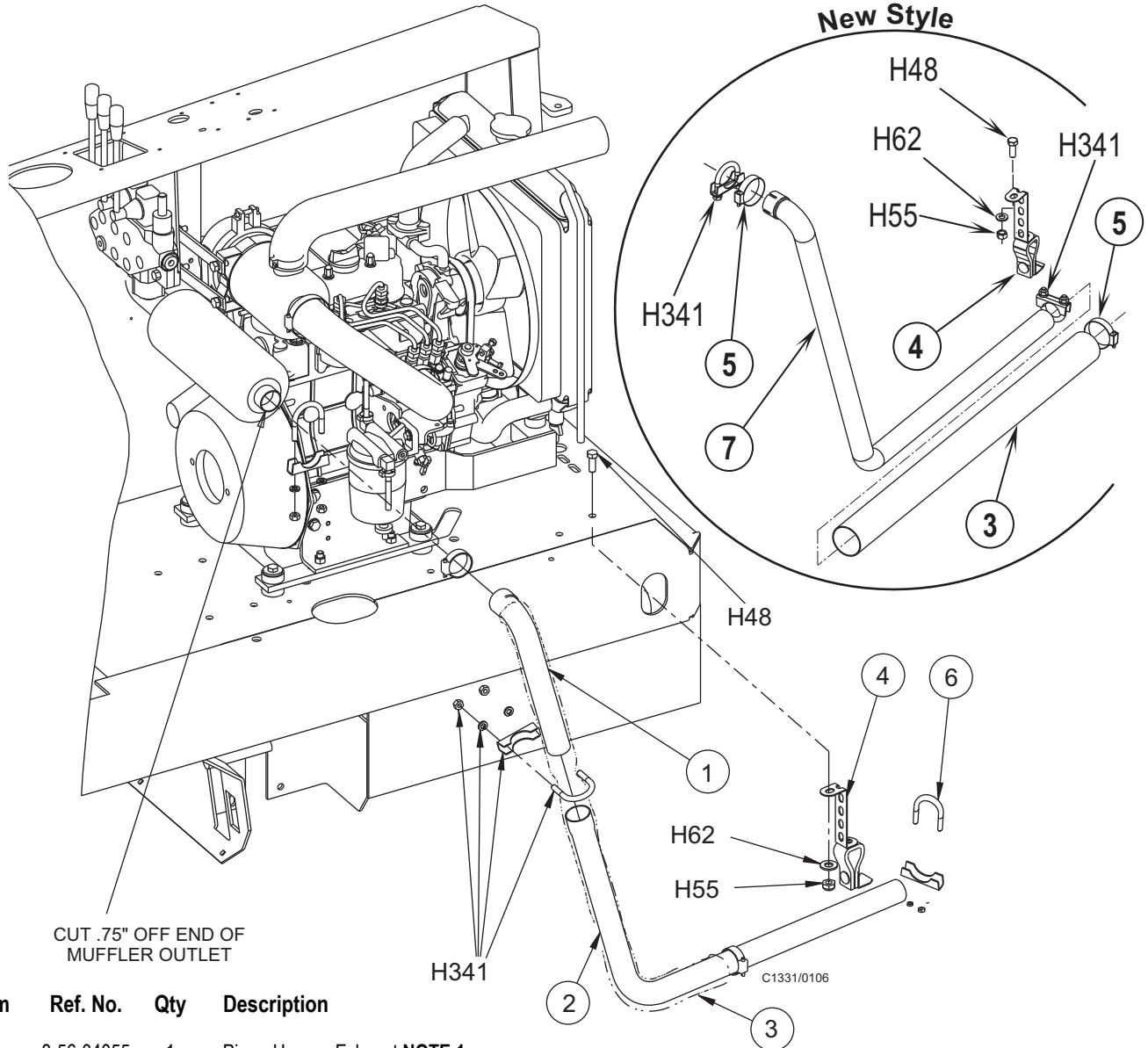
Item	Ref. No.	Qty	Description
1	2-00-00206	5	Bolt 5/16-18, 3/4 Lg
2	2-00-00207	1	Screw, Hex Head 5/16-18 X 1.25"
3	8-69-00022	1	Seat
4	2-00-02196	7	1/4-20-1 Lg Carriage Bolt
5	2-00-00530	1	5/16" Lock Washer
6	2-00-03569	1	Bolt, Carriage
7	8-08-00834	1	Bracket
8	2-00-01951	1	Carriage Bolt 1/4-20 X 1.25 Lg
9	2-00-00409	7	Flat Washer, .687 X .344 X .062
10	2-00-04801	4	Flat Washer, 1.00 X .39 X .06
11	8-32-00044	2	Hinge-Door
12	8-33-05124	1	Housing-Seat And Fuel
13	8-41-00064	1	Latch-Seat Panel
14	2-00-00641	8	Nut, Fiber Insert 1/4-20
15	2-00-00594	1	Nut, Hex 1/4-20
16	2-00-00644	10	Nut, Hex, Insert Fiber, 5/16-18
17	8-52-00186	1	Panel-Seat Mtg
18	8-58-05782	1	Plate-Floor
19	7-72-05005	1	Slide Adjuster Kit
20	2-00-05330	2	Threaded Insert- 5/16-18
21	7-23-03048	1	Washer-Spr-Shakeproof
22	2-00-01676	8	Wshr-Flat, 1.063x.266x.063 Stl.



Item	Ref. No.	Qty	Description
1	8-70-05303	1	Steering Column
2	8-60-05026	1	Steering Column Unit
3	8-33-05127	1	Steering, Housing
4	8-23-03072	1	Nut, Special
5	8-11-00052	1	Steering Wheel Cap
6	8-89-08074	1	Steering Wheel
7	2-00-04970	2	Fitting, Connector
8	2-00-05264	2	Fitting
9	2-00-05330	4	Threaded Insert, 5/16-18

**HARDWARE USED:**

H44	2-00-00530	4	Lock Washer, 5/16 HS Med.
H47	2-00-00232	2	Screw, 3/8-16 x .750 HHC
H50	2-00-00234	2	Screw, 3/8-16 x 1.500 HHC
H53	2-00-02310	4	Lock Washer, Helical Spring 3/8 Med.
H173	2-00-02709	4	Screw, 5/16-18 x 1.500



CUT .75" OFF END OF  
MUFFLER OUTLET

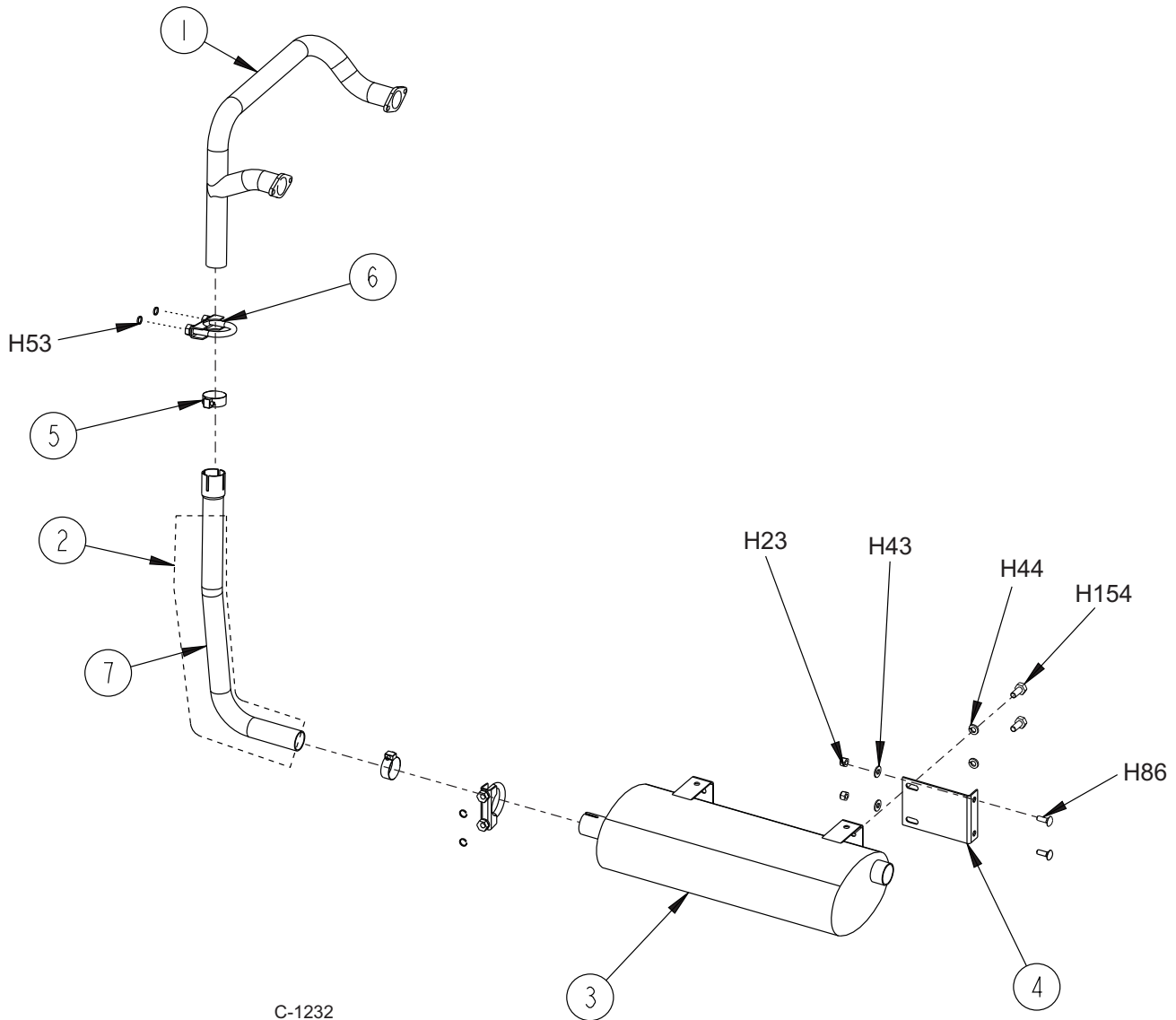
Item	Ref. No.	Qty	Description
1	8-56-04055	1	Pipe - Upper - Exhaust <b>NOTE 1</b>
2	8-56-04056	1	Pipe - Lower - Exhaust <b>NOTE 1</b>
3	7-34-09015	1	Sleeve - Insulating
4	7-31-07017	1	Hanger, Muffler
5	2-00-03404	2	Clamp
6	7-13-07076	1	Clamp - Muffler 1 3/8
7	56109167	1	Tube, Exhaust <b>NOTE 2</b>
[ ]#	7-49-00034	1	Muffler
[ ]#	7-29-00198	1	Muffler Gasket

#### **HARDWARE USED:**

H48	2-00-00233	1	Screw, 3/8-16 x 1.000 HHC
H55	2-95-04182	1	Nut, Hex, Stop, 3/8-16
H62	2-00-00402	1	Washer, 25/64" Id X 3/4" OD
H341	2-00-04040	2	Muffler Clamp

# = Revised or new since last update

**NOTE 1:** Old Style Only.  
**NOTE 2:** New Style Only.

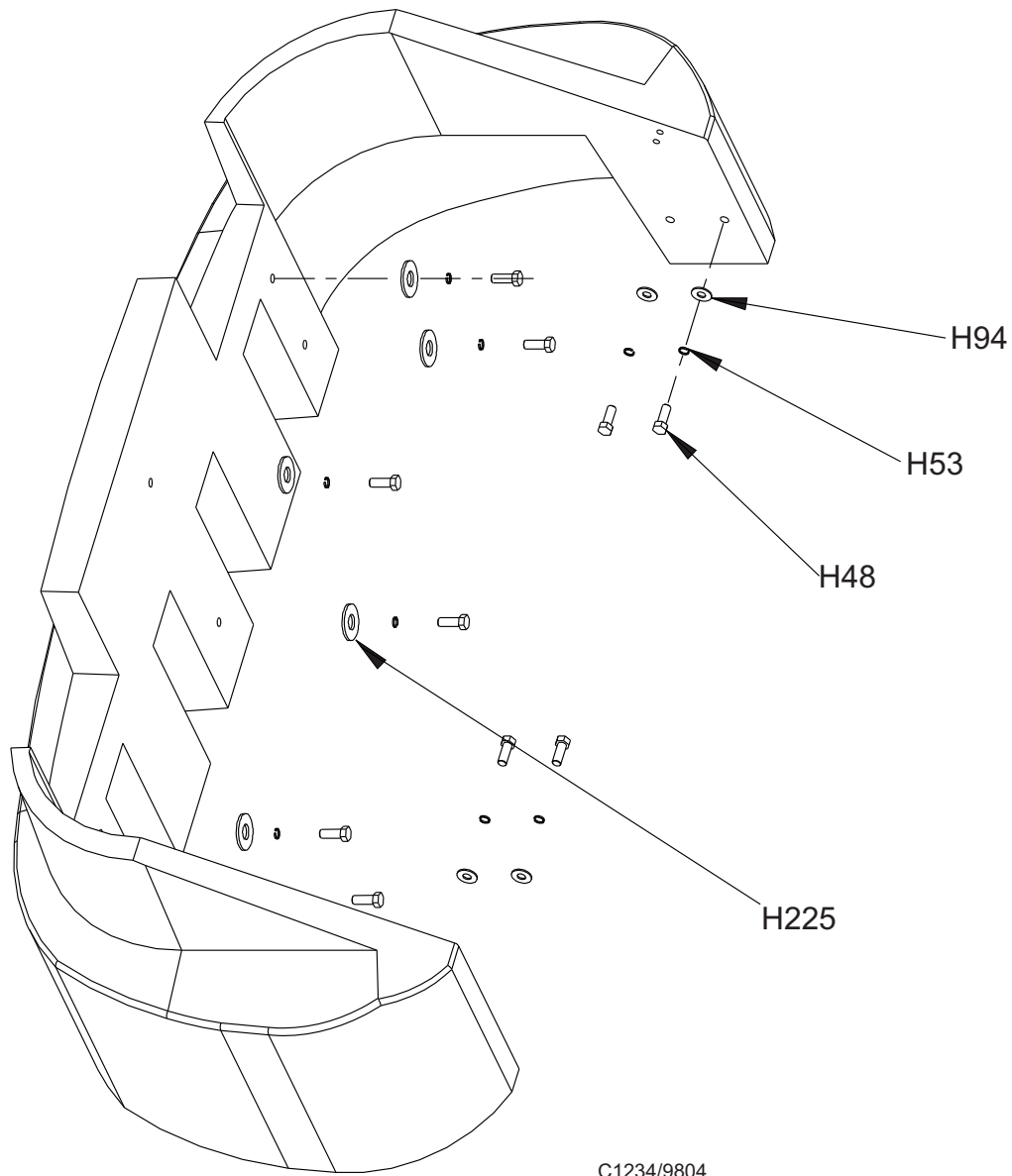


C-1232

Item	Ref. No.	Qty	Description
1	8-48-00021	1	Exhaust Manifold
2	7-34-09015	1	Sock
3	8-49-00027	1	Muffler
4	8-08-00849	1	Bracket, Muffler
5	2-00-02220	2	Hose Clamp
6	8-13-07066	2	Clamp
7	8-56-04048	1	Exhaust Pipe

**HARDWARE USED:**

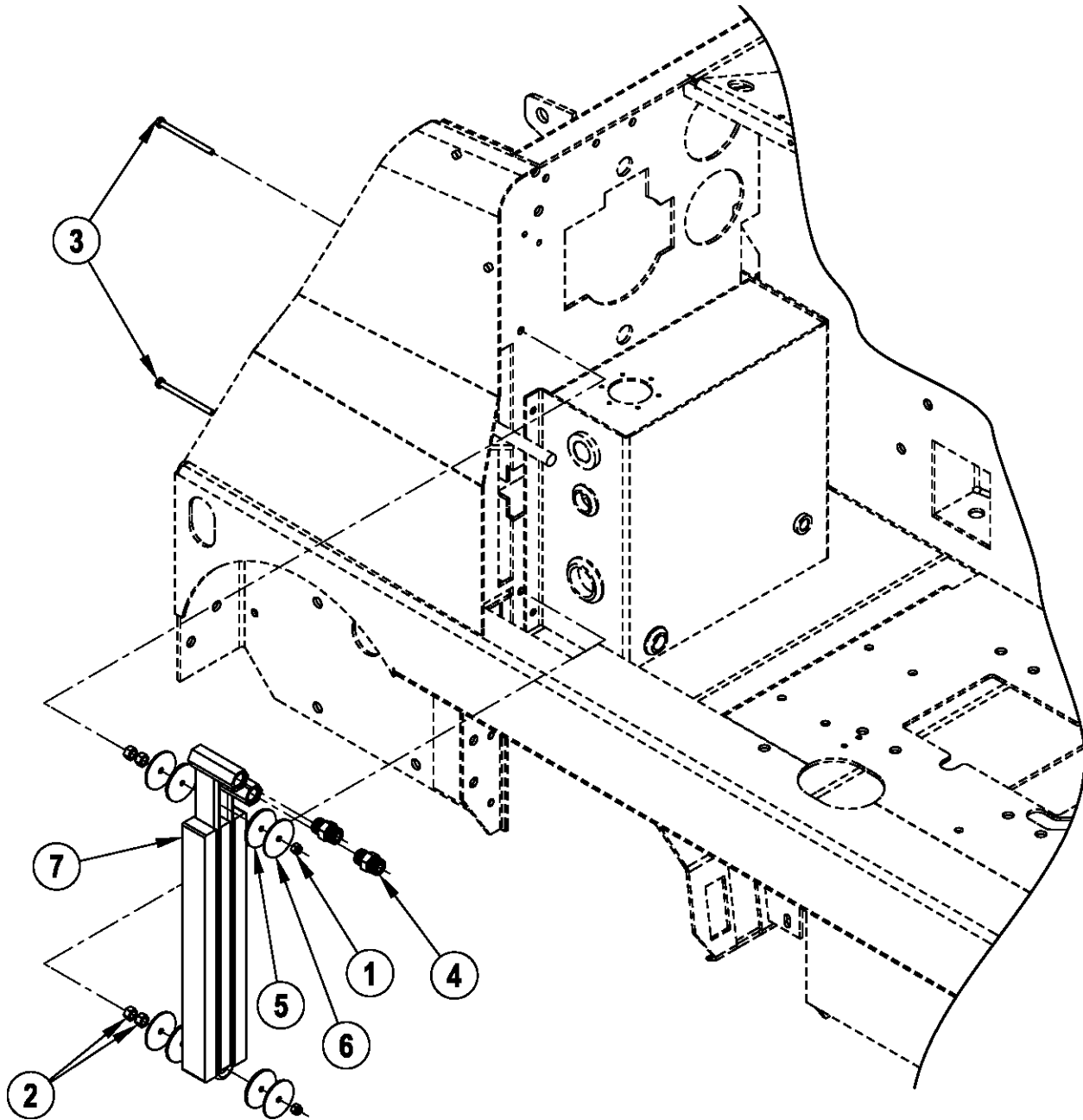
H26	2-00-00641	2	Nut, 1/4-20 Insert Fiber
H43	2-00-00409	2	Flat Washer, .687 x .344 x .062
H44	2-00-00530	2	Lock Washer, 5/16 HS Med.
H53	2-00-02310	4	Lock Washer, Helical Spring 3/8 Med.
H86	2-00-03575	2	Carriage Bolt, 1/4-20 x .750
H154	2-00-04363	2	Screw, M8-1.250 x .750



Item	Ref. No.	Qty	Description
1	8-08-05057	1	Front Bumper

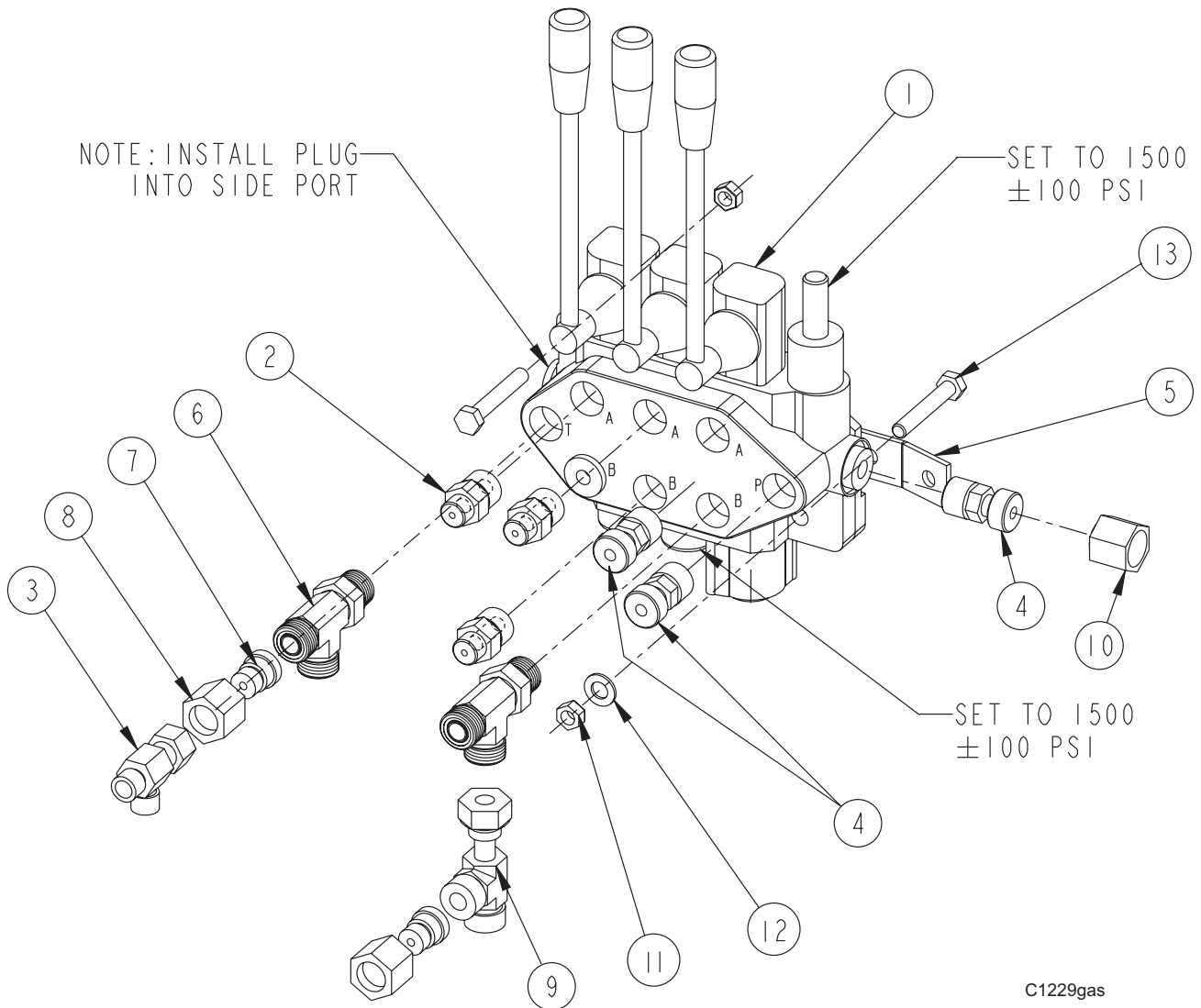
**HARDWARE USED:**

H48	2-00-00232	10	Screw, 3/8-16 x .750 HHC
H53	2-00-02310	10	Lock Washer, Helical Spring 3/8 Med.
H94	2-00-00410	4	Flat Washer, .875 x .375 x .060
H225	2-00-04851	6	Washer, Engine Mount



Item	Ref. No.	Qty	Description
1	2-00-00641	2	Nut, Fiber Insert 1/4-20
2	2-00-02360	4	Nut, Hex, 3/8-16
3	2-00-04596	2	Screw, 1/4-20 X 3.50", Hex Head
4	2-00-04970	2	Fitting, Str. -8 ORS x -8 SAE
5	2-00-05028	4	Washer-Flat 2.00 OD X .281 X .125
6	2-00-05236	4	Washer-Flat 2.00 OD X .28 X .08
7	8-62-01018	1	Oil Cooler <b>NOTE</b>

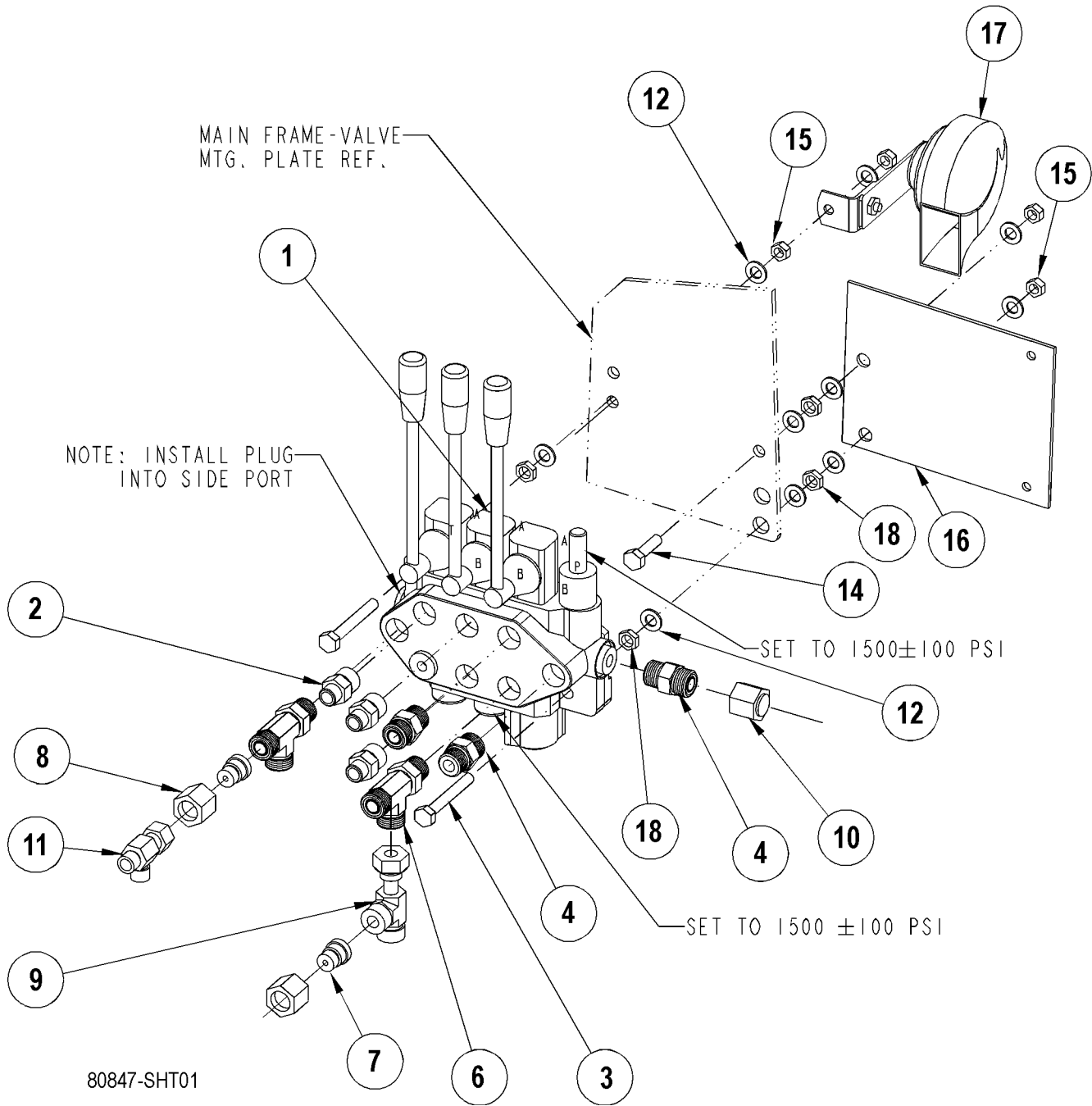
**NOTE:** If replacing hydraulic oil cooler number 8-62-01010 with the new oil cooler 8-62-01018 you will also need to order two of the fittings 2-00-04970, because the cooler 8-62-01010 had fittings built in.



Item	Ref. No.	Qty	Description
1	8-88-00060	1	Control Valve
[ ]	7-88-00068	A/R	Relief Valve (2500) (replacement part for 8-88-00060)
[ ]	7-70-00095	A/R	Seal Kit (replacement part for 8-88-00060)
[ ]	56109168	A/R	Knob (replacement part for 8-88-00060)
[ ]	56504492	A/R	Boot, Neoprene (replacement part for 8-88-00060)
[ ]	56504493	A/R	Handle, M10 x 180 (replacement part for 8-88-00060)
2	2-00-05264	3	Fitting
3	2-00-05162	1	Fitting - Tee
4	2-00-04970	3	Fitting, Connector
5	8-13-07153	Ref	Mounting Bracket
6	2-00-04924	2	Fitting, Run Tee
7	2-00-04929	2	Fitting, Reducer

Item	Ref. No.	Qty	Description
8	2-00-04939	2	Fitting, Nut for Reducer
9	2-00-04928	1	Fitting, Tee
10	2-00-04957	1	Fitting
11	2-00-00644	2	Nut, 5/16-18, Insert Fiber
12	2-00-00409	1	Flat Washer, .687 x .344 x .062
13	2-00-00218	2	Screw, 5/16-18 x 2.000 HHC

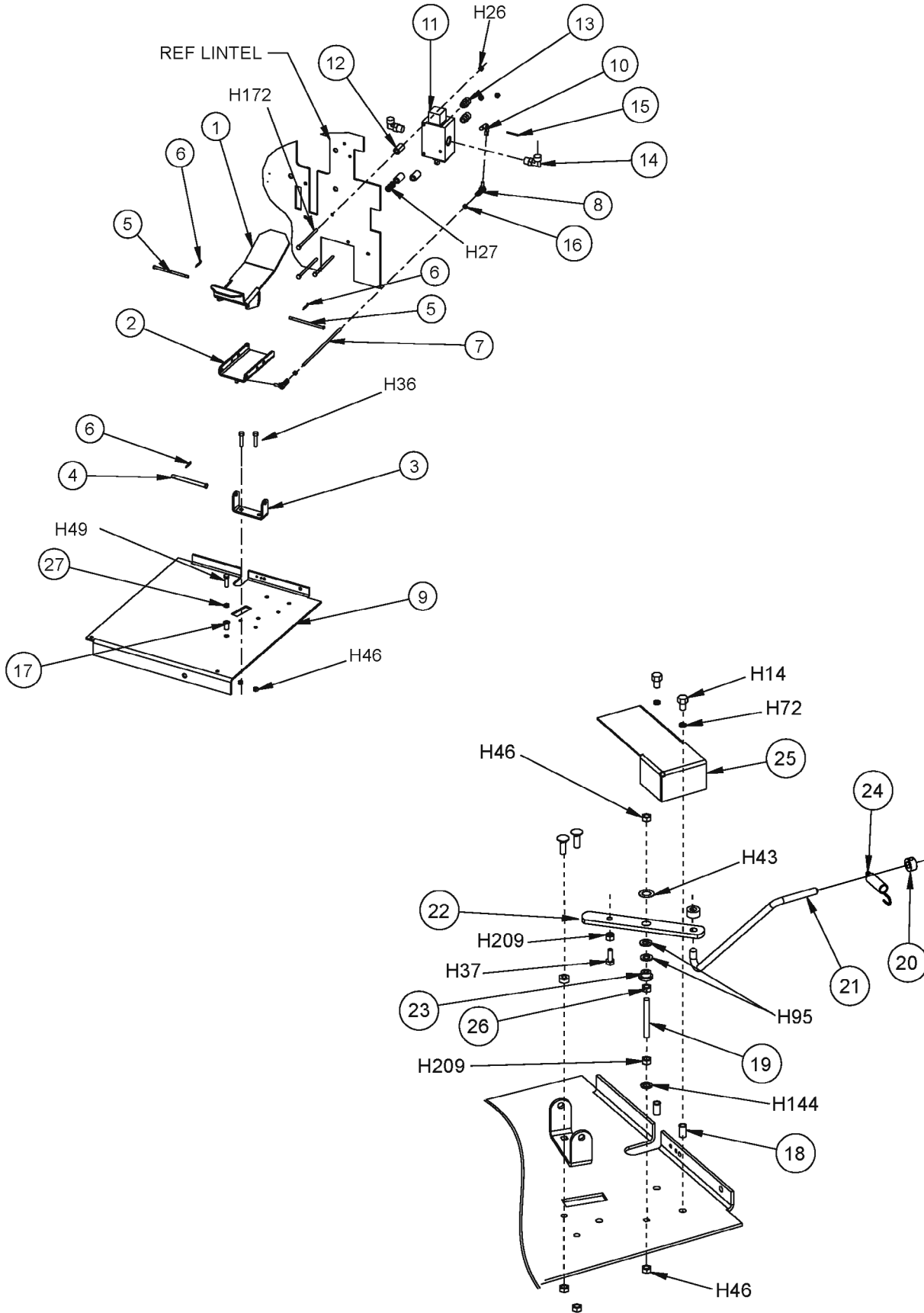
[ ] = Not Shown



06-5	<b>CONTROL/RELIEF VALVE (3 CYL. KUBOTA GAS &amp; DIESEL)</b>		
08-7	<b>6150 IC</b>		<b>37</b>

Item	Ref. No.	Qty	Description
1	8-88-00060	1	Control Valve
[ ]	7-88-00068	A/R	Relief Valve (2500) <b>(replacement part for 8-88-00060)</b>
[ ]	7-70-00095	A/R	Seal Kit <b>(replacement part for 8-88-00060)</b>
[ ]	56109168	A/R	Knob <b>(replacement part for 8-88-00060)</b>
[ ]	56504492	A/R	Boot, Neoprene <b>(replacement part for 8-88-00060)</b>
[ ]	56504493	A/R	Handle, M10 x 180 <b>(replacement part for 8-88-00060)</b>
2	2-00-05264	3	Fitting
3	2-00-00228	2	Screw, .313-18 x 2.50 HHC
4	2-00-04970	3	Fitting - Connector
5			Intentionally Omitted
6	2-00-04924	2	Fitting - Run Tee
7	2-00-04929	2	Fitting - Reducer
8	2-00-04939	2	Fitting - Nut for Reducer
9	2-00-04928	1	Fitting - Tee
10	2-00-04957	1	Fitting
11	2-00-05162	1	Fitting - Run Tee
12	2-00-00409	10	Flat Washer, .687 x .344 x .062
13			Intentionally Omitted
14	2-00-00207	1	Screw, .313-18 x 1.25 HHC
15	2-00-00644	4	Nut, 5/16-18, Insert Fiber
16	8-08-00956	Ref	Bracket - Air Cleaner
17	8-32-09013	Ref	Horn
18	2-00-02369	4	3/8-16 Nut

[ ] = Not Shown

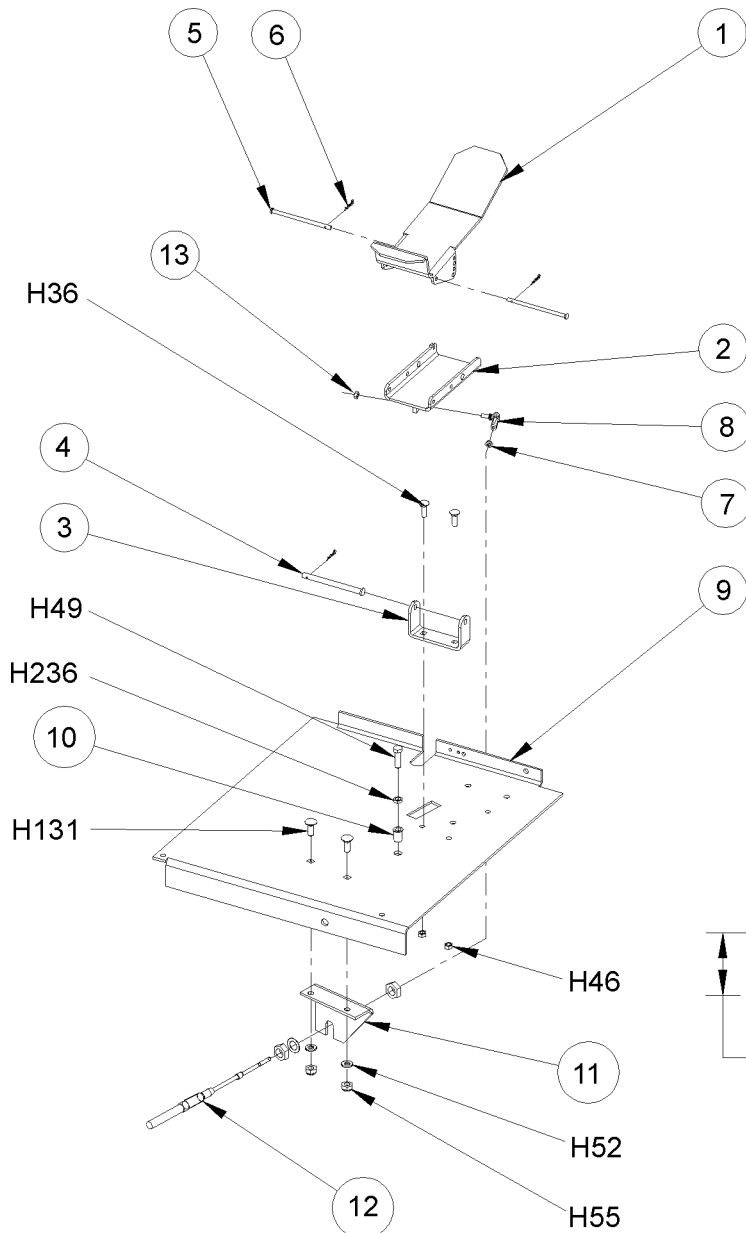


06-5	<b>FWD/REV CONTROL (2 CYL. KAWASAKI GAS)</b>		
08-7	<b>6150 IC</b>		<b>39</b>

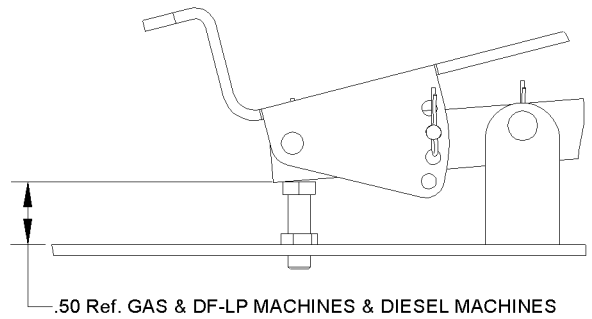
Item	Ref. No.	Qty	Description
1	8-55-00034	1	Adjustable Foot Pedal
2	8-55-00036	1	Pedal Base
3	8-08-00782	1	Bracket
4	2-00-05246	1	Pin
5	2-00-05247	2	Pin
6	2-00-05249	3	Cotter Pin
7	8-66-00182	1	Rod, Control Valve
8	7-25-02050	2	Rod End
9	8-58-05782	1	Floor Plate
10	8-41-05084	1	Lever, Valve
11	8-88-00063	1	Valve
12	8-75-01212	3	Spacer
13	2-00-04970	2	Fitting, Connector
14	2-00-04885	2	Fitting, 90° Elbow
15	2-00-04749	1	Spring Pin
16	2-95-01999	2	Nut, Hex
17	2-00-05347	1	Threaded Insert, 3/8-16
18	2-00-05261	2	Threaded Insert, 1/4-20
19	8-66-00186	1	Rod, Speed Limiter
20	7-15-01022	2	Collar
21	8-42-05140	1	Link, Speed Limiter
22	8-03-04317	1	Arm, Speed Limiter
23	7-09-01057	1	Bushing
24	7-76-00051	1	Spring Pin
25	8-16-07389	1	Cover
26	2-00-00646	1	Nut, Stop .313 - 18 STL
27	2-00-02369	1	Nut, Hex Jam, .375 Coarse THD.

**HARDWARE USED:**

H14	2-00-00219	2	Screw, 1/4-20 x .500 HHC
H26	2-00-00641	3	Nut, 1/4-20 Insert Fiber
H27	2-00-03702	3	Washer, .625 x .281 x .063
H36	2-00-00196	2	Carriage Bolt, 5/16-18 x 1.000
H37	2-00-00207	1	Screw, 5/16-18 x 1.250 HHC
H43	2-00-00409	1	Flat Washer, .687 x .344 x .062
H46	2-00-00644	4	Nut, 5/16-18, Insert Fiber
H49	2-00-00209	1	Screw, 3/8-16 x 1.250 HHC
H72	2-00-00518	2	Lock Washer, Helical Spring
H95	2-00-03382	2	Spring Washer, .875 x .500 x .015
H144	2-00-02303	1	Lock Washer, Int.
H172	2-00-04986	3	Screw, 1/4-20 x 4.500
H209	2-00-00586	2	Nut, Hex Jam 5/16 - 18 x .500 x .187



C1215a/0012



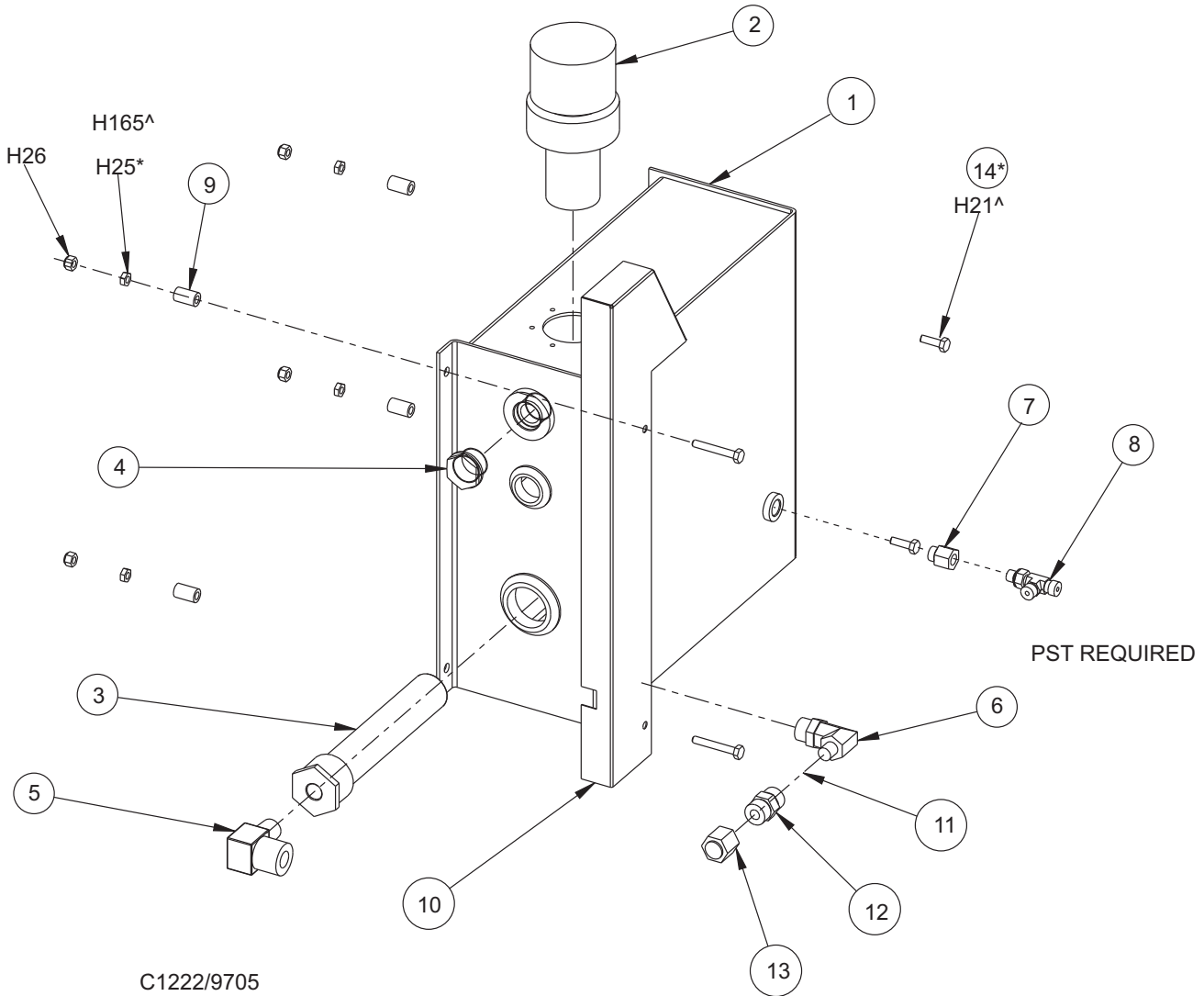
REVERSE SPEED STOP SET-UP

06-5	<b>FWD/REV CONTROL (3 CYL. KUBOTA GAS &amp; DIESEL)</b>		
07-3	<b>6150 IC</b>		<b>41</b>

Item	Ref. No.	Qty	Description
1	8-55-00034	1	Adj. Foot Pedal
2	8-55-00036	1	Pedal Base
3	8-08-00782	1	Bracket
4	2-00-05246	1	Pin
5	2-00-05247	2	Pin
6	2-00-05249	3	Cotter Pin
7	2-95-01999	1	Hex Nut
8	7-25-02050	1	Rod End
9	8-58-05782	1	Floor Plate
10	2-00-05347	1	3/8-16 Thread Insert
11	8-08-00912	1	Bracket - Forward/Reverse Control
12	7-16-00009	1	Accelerator Cable
13	2-00-00633	1	Nut, Fiber Insert 1/4-28

**HARDWARE USED:**

H36	2-00-00196	2	Carriage Bolt. 5/16-18 x 1.000
H46	2-00-00644	2	Nut, 5/16-18, Insert Fiber
H49	2-00-00209	1	Screw, 3/8-16 x 1.250 HHC
H52	2-00-00402	2	Flat Washer, .750 x .390 x .094
H55	2-95-04182	2	Nut, Hex, Stop, 3/8-16
H131	2-00-03855	2	Carriage Bolt, 3/8-16 x 1.000
H236	2-00-02369	1	Nut, Hex Jam, .38-16



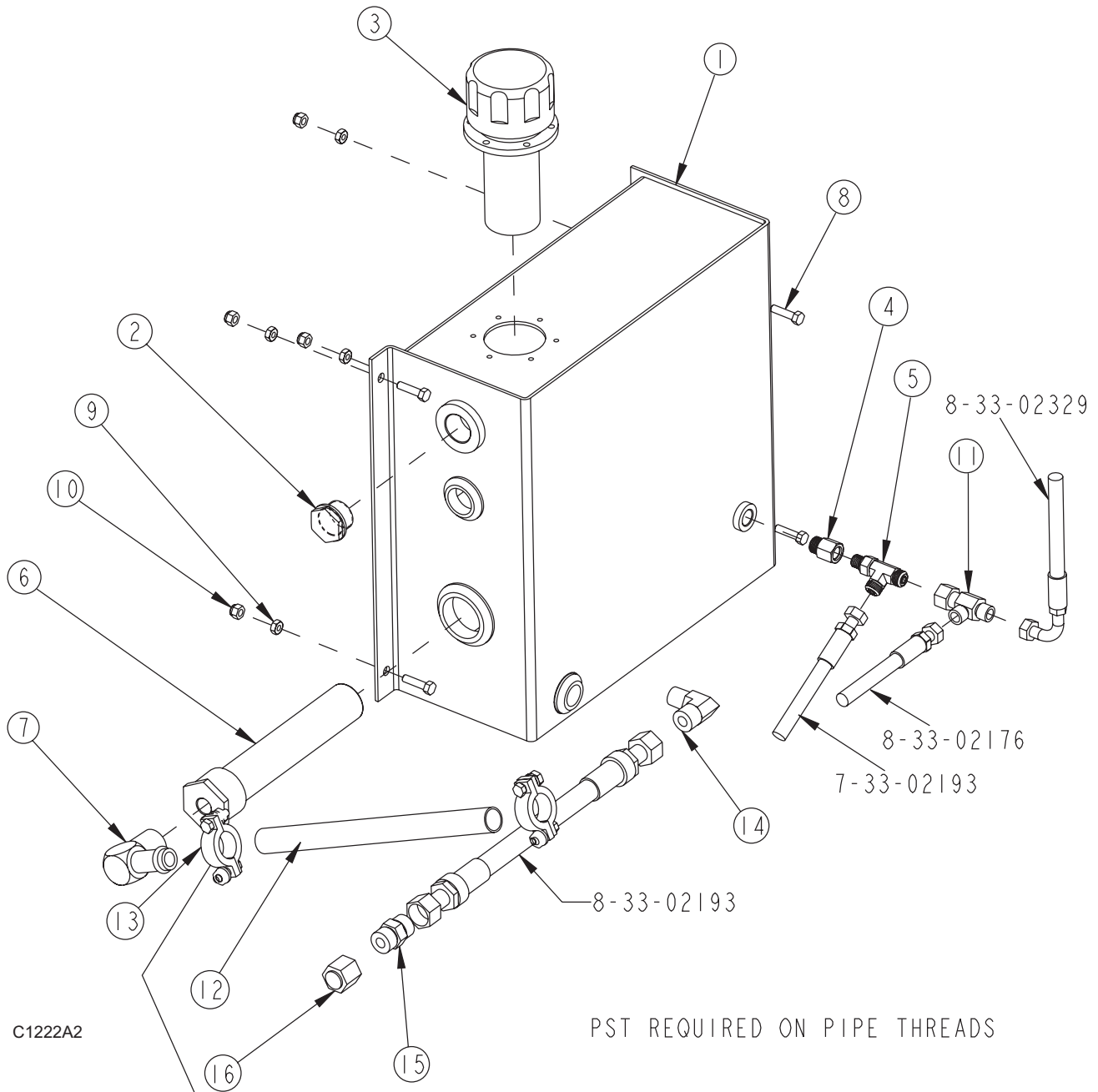
Item	Ref. No.	Qty	Description
1	8-83-04040	1	Reservoir
2	8-11-00026	1	Filler Cap Assembly
3	8-24-04115	1	Strainer
4	8-48-05033	1	Sight Gauge
5^	2-00-03952	1	Fitting, 90° Straight Elbow
5*	2-00-05074	1	Fitting, Elbow
6	2-00-05204	1	Fitting, cStraight Elbow
7^	2-00-04917	1	Fitting, Reducer Tee
7*	2-00-04926	1	Fitting, Elbow
8^	2-00-04927	1	Fitting, Tee
9*	8-75-01199	4	Spacer
10*	8-20-06042	1	Duct, Reservoir Air
11	8-33-02193	Ref.	Hose
12	2-00-04987	1	Nipple
13	2-00-04957	1	Cap
14	2-00-01490	4	Screw, .25 - 20 x .875 HHC STL

^ Used on Gas, Diesel, and LP

\* Used on Battery

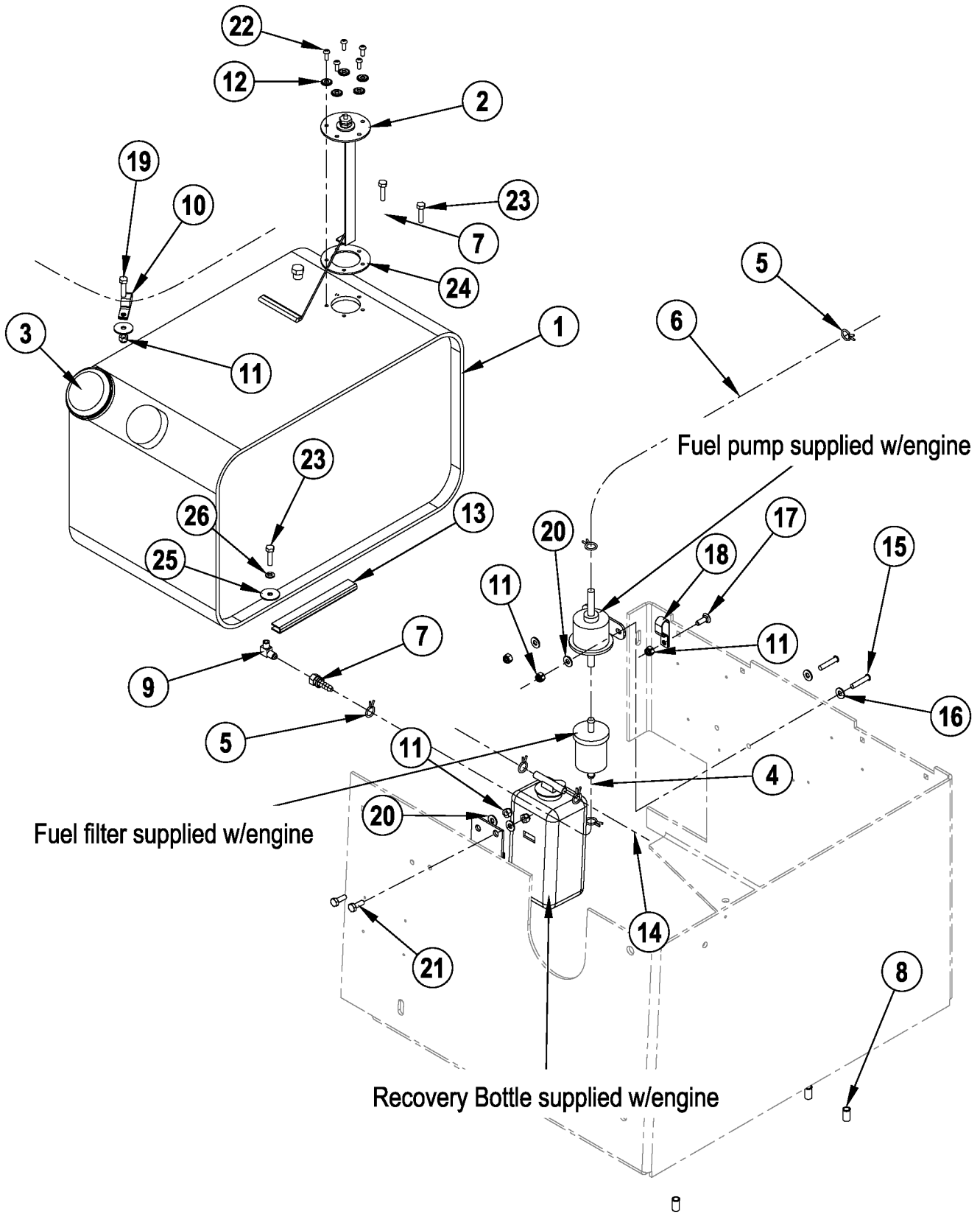
**HARDWARE USED:**

H21	2-00-01769	4	Screw, ¼ - 20 x 1.750 HHC
H25	2-00-00594	4	Nut, Hex ¼ - 20 x .437 x .218
H26	2-00-00641	4	Nut, 1/4-20 Insert Fiber
H165	2-00-00589	4	Nut, Hex Jam, .25 - 20



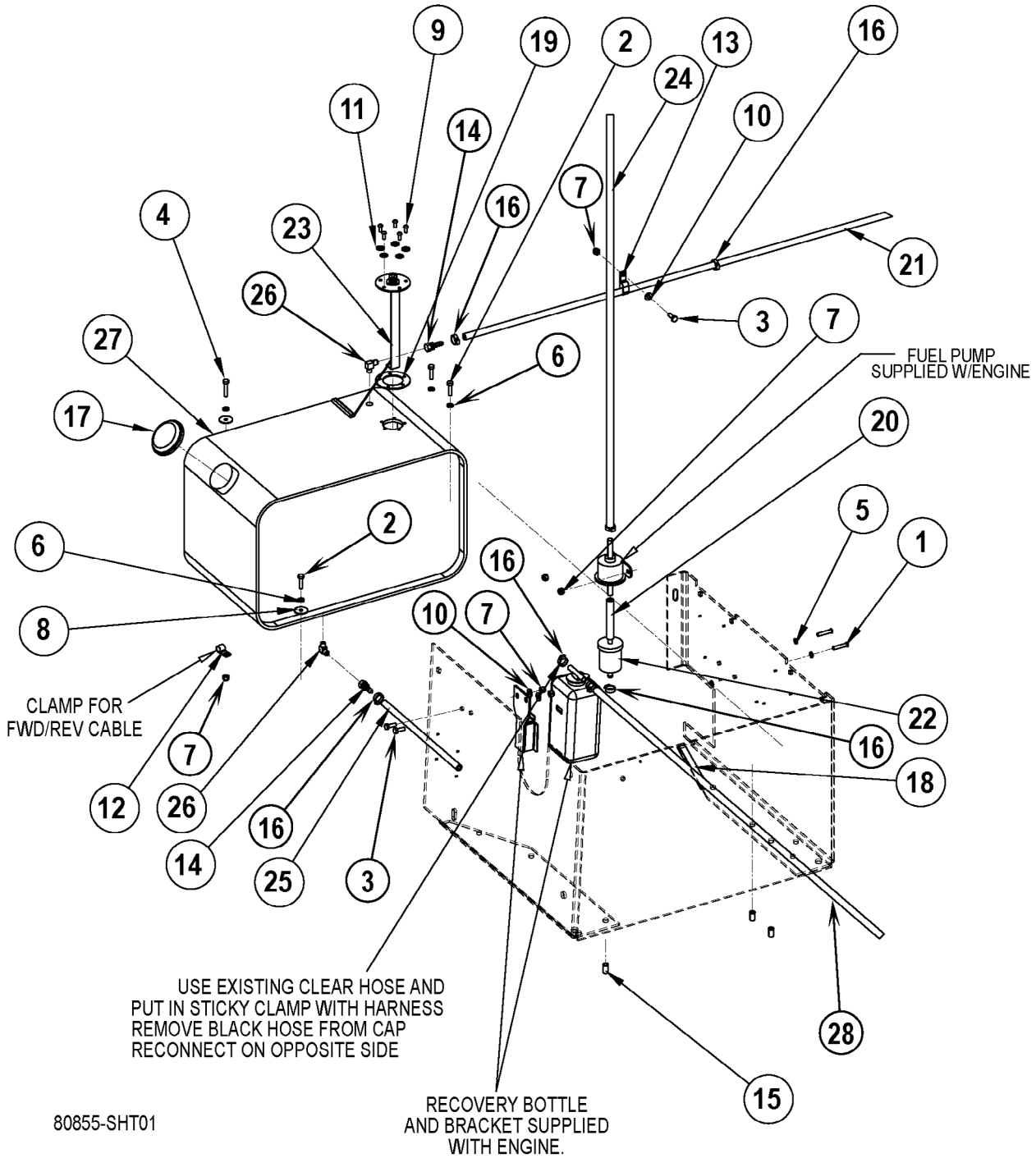
TORQUE HOSE CLAMPS 21-25 FT/LBS

Item	Ref. No.	Qty	Description
1	8-83-04040	1	Reservoir
2	8-48-05033	1	Sight Gauge
3	8-11-00026	1	Filter Cap Assembly
4	2-00-04917	1	Fitting, -6 ORB - -4 ORB Reducer
5	2-00-04927	1	Fitting Tee
6	8-24-04115	1	Strainer
7	7-25-02038	1	Fitting, 3/4 NPT x 3/4 Hose Barb 90°
8	2-00-00205	4	Bolt, 1/4-20 Fin. Hex Head
9	2-00-00594	4	Nut, Hex 1/4-20 x .437 x .218
10	2-00-00641	4	Nut, 1/4-20 Insert Fiber
11	2-00-05162	1	Fitting, 4 ORS Run Tee
12	7-33-02700	1	Hose, Suction
13	2-00-06536	2	Clamp, 3/4" Hose
14	2-00-05204	1	Adapter, 13/16-16 x 1/2-14 NPTF 90°
15	2-00-04987	1	Fitting, -08 ORFS Nipple
16	2-00-04957	1	Fitting, 8 ORS Cap



06-5	<b>FUEL TANK (GAS)</b>		
07-10	<b>6150 IC</b>		<b>47</b>

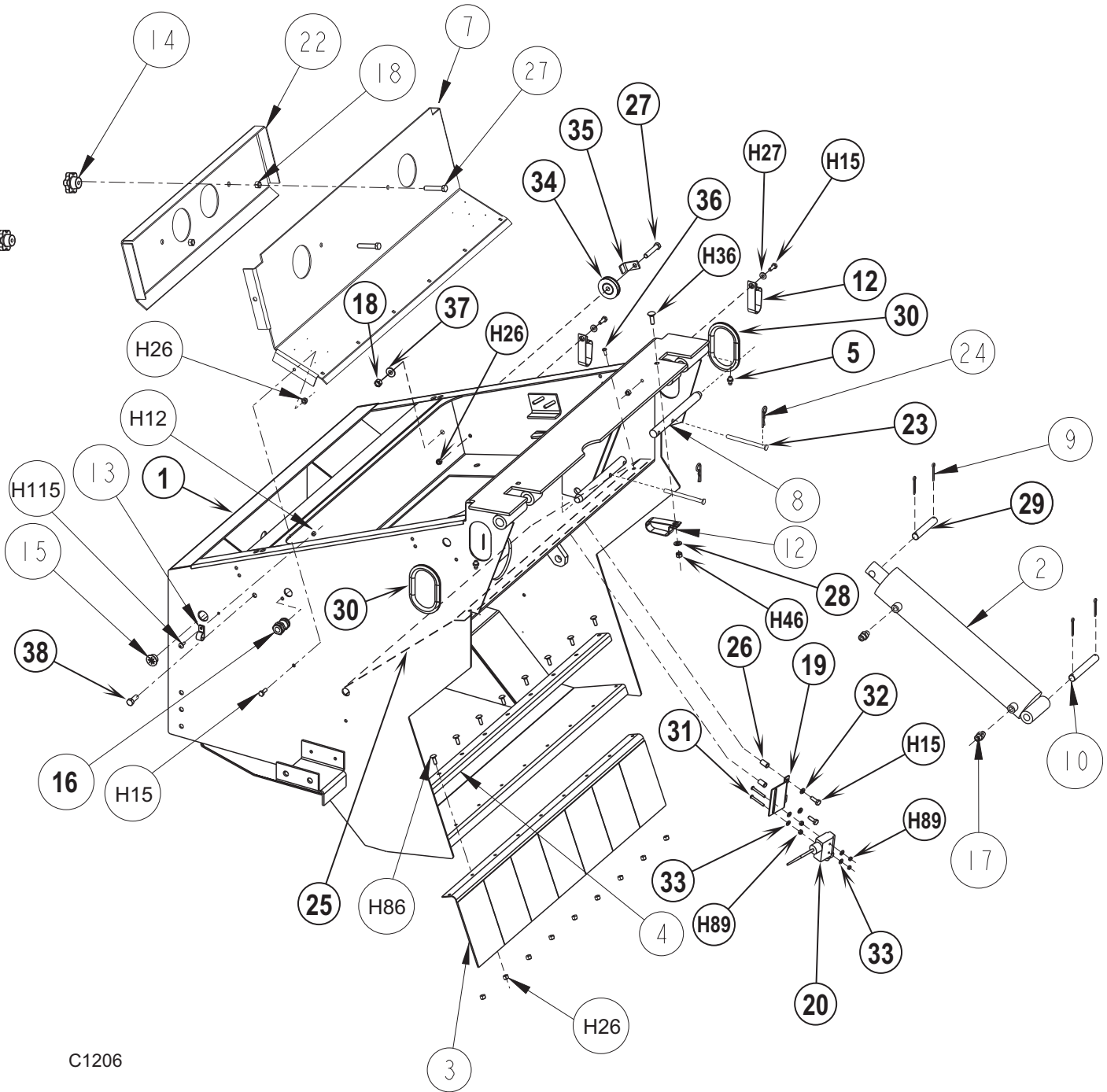
Item	Ref. No.	Qty	Description
1	8-83-04029	1	Tank - Gas
2	8-26-04003	1	Float/Sender
3	7-11-00029	1	Cap
4	8-33-02341	1	Hose
5	2-00-04850	5	Hose Clamp
6	8-33-02268	1	Hose
7	2-00-04618	1	Fitting
8	2-00-05261	4	Thd Insert 1/4-20
9	8-56-05021	1	Fitting
10	2-00-04602	1	Clamp
11	2-00-00641	6	Nut-Ins-Fibre .25-20 ZN PL
12	2-00-04590	5	Washer Stainless Steel
13	7-21-04031	1	Edging-Brush Drive Support
14	7-33-02337	1	Hose-64.5 Fuel Line
15	2-00-00051	2	Scr, .25-20 x .75
16	2-00-00501	2	Lk Wash Int Tooth ZN
17	2-00-03575	1	Bolt Carr. .25-20 x .75 GR5 ZN
18	2-00-04603	1	Clamp(Double) 1/2 OD
19	2-00-00222	1	Screw-HHM .25-20 x 1.25 GR5 ZN
20	2-00-03702	4	Wshr-Fl. .625x.281x.063 Stl.Zn
21	2-00-00221	2	Scw-Hhc .25-20 X .75 Gr8 Zn
22	2-00-02848	5	Screw-Rhm #10-32 X .50 Zn
23	2-00-00205	3	Bolt Hex Tap .25-20x1.0 Gr5
24	7-29-00348	1	Gasket, Sending Unit
25	2-00-01676	2	Wshr-Flat 1.063x.266x.063 Stl.
26	2-00-00518	4	Lk Wash 1/4 Med. Section Zn



80855-SHT01

06-5	<b>FUEL TANK (DIESEL)</b>		
07-10	<b>6150 IC</b>		<b>49</b>

Item	Ref. No.	Qty	Description
1	2-00-00060	2	Screw Rhm .25-20 X 1.25 Zn
2	2-00-00205	3	Bolt-Hex Head, Finished, 1/4-20
3	2-00-00221	3	Bolt-Hex Head, Finished, 1/4-20x3/4 Lg
4	2-00-00222	1	1/4-20 X 1.25 Lg Hex Head Screw
5	2-00-00501	3	Washer .25 Id X .44 Od X .046
6	2-00-00518	4	Washer, Lock, 1/4", Helical Spring
7	2-00-00641	6	Nut, Fiber Insert 1/4-20
8	2-00-01676	2	Wshr-Flat, 1.063x.266x.063 Stl.
9	2-00-02848	5	Screw - 10-32 X .50 Rhm
10	2-00-03702	3	Washer, .625 X .281 X .063
11	2-00-04590	5	Washer, Sealing
12	2-00-04602	1	Clamp
13	2-00-04603	1	Clamp-Hose (Double) 1/2 O.D.
14	2-00-04618	2	Fitting
15	2-00-05261	3	Nutsert, 1/4-20
16	2-00-05363	7	Hose Clamp
17	7-11-00029	1	Cap
18	7-21-04022	1	Edging-Broom Chamber Cover
19	7-29-00348	1	Gasket, Sending Unit
20	7-33-02263	1	Hose
21	7-33-02304	1	Hose
22	8-24-04129	1	Fuel, Filter (Service)
23	8-26-04003	1	Float/Sender
24	8-33-02268	1	Hose
25	8-33-02341	1	Hose
26	8-56-05021	2	Fitting
27	8-83-04029	1	Tank, Fuel
28	7-33-02337	1	Hose-64.5 Fuel Line



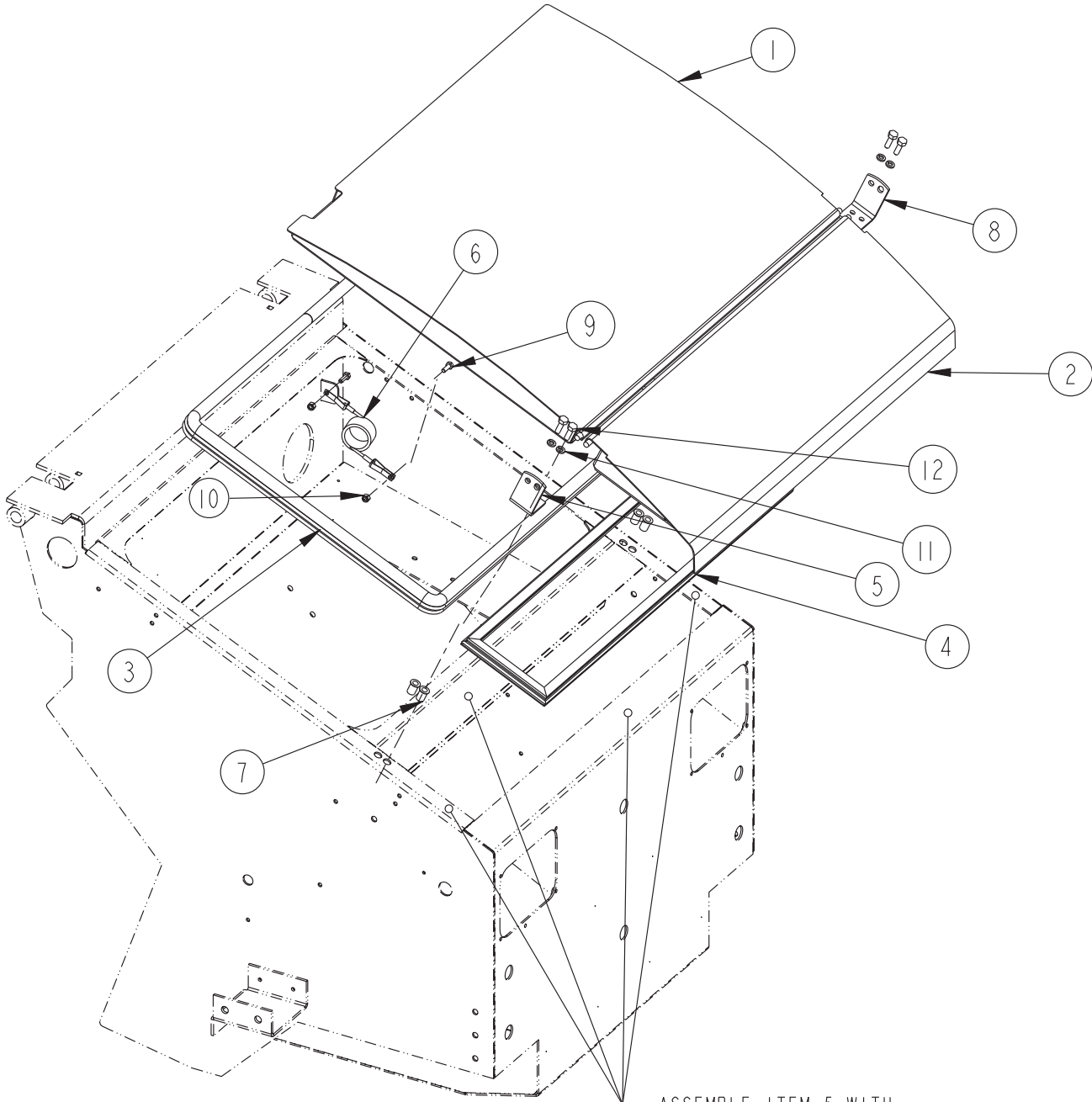
C1206

06-5	<b>HOPPER ASSEMBLY</b>			
08-7	<b>6150 IC</b>			<b>51</b>

Item	Ref. No.	Qty	Description
1	8-32-06104	1	Hopper
2	8-17-05022	1	Lift Cylinder
3	8-25-08209	1	Hopper Flap
4	8-13-07138	1	Clamp, Hopper Flap
5	2-00-00566	2	Grease Zerk
7	8-05-01003	1	Baffle, Hopper Air
8	8-55-08127	2	Pin, Hopper Pivot
9	2-00-00776	4	Cotter Pin
10	8-55-08112	1	Pin
12	2-00-05253	3	Clamp
13	2-00-04210	2	Clamp
14	25201A	2	Knob
15	8-09-01082	1	Bushing, Star
16	8-09-01083	2	Bushing, Liquid Tight
17	2-00-04895	2	Adapter, 7/16 ORB - 9/16 ORFS
18	2-95-04182	4	Nut, Fibre
19	8-08-00845	1	Bracket
20	8-82-00058	1	Switch
22	8-05-01002	1	Baffle, Hopper Air
23	2-00-05319	2	Pin, Clevis
24	2-00-05249	2	Hair Pin Cotter
25	8-52-00190	1	Panel, Hopper Seal
26	2-00-05261	2	Threaded Insert, 1/4-20
27	2-00-00216	3	Bolt, Hex Hd, 3/8-16 x 2"
28	2-00-00409	1	Flat Washer, .687 x .344 x .062
29	56109164	1	Pin
30	56109165	2	Edging
31	2-00-00090	2	Screw, #8-32 x 1.50 LG, RHM
32	2-00-00518	2	Washer, Lock, 1/4", Helical Spring
33	2-00-00466	4	Flat Washer - .625 x .203 x .031
34	7-60-00160	1	Pulley-Cable
35	7-13-07130	1	Clip, Cable
36	2-00-03940	2	Screw-T/C Hh #10-24 X .50 Lg
37	2-00-00410	1	Flat Washer - .875 X .375 X .060
38	2-00-00233	1	Bolt-Hex Head, Finished, 3/8-16 X 1.00

**HARDWARE USED:**

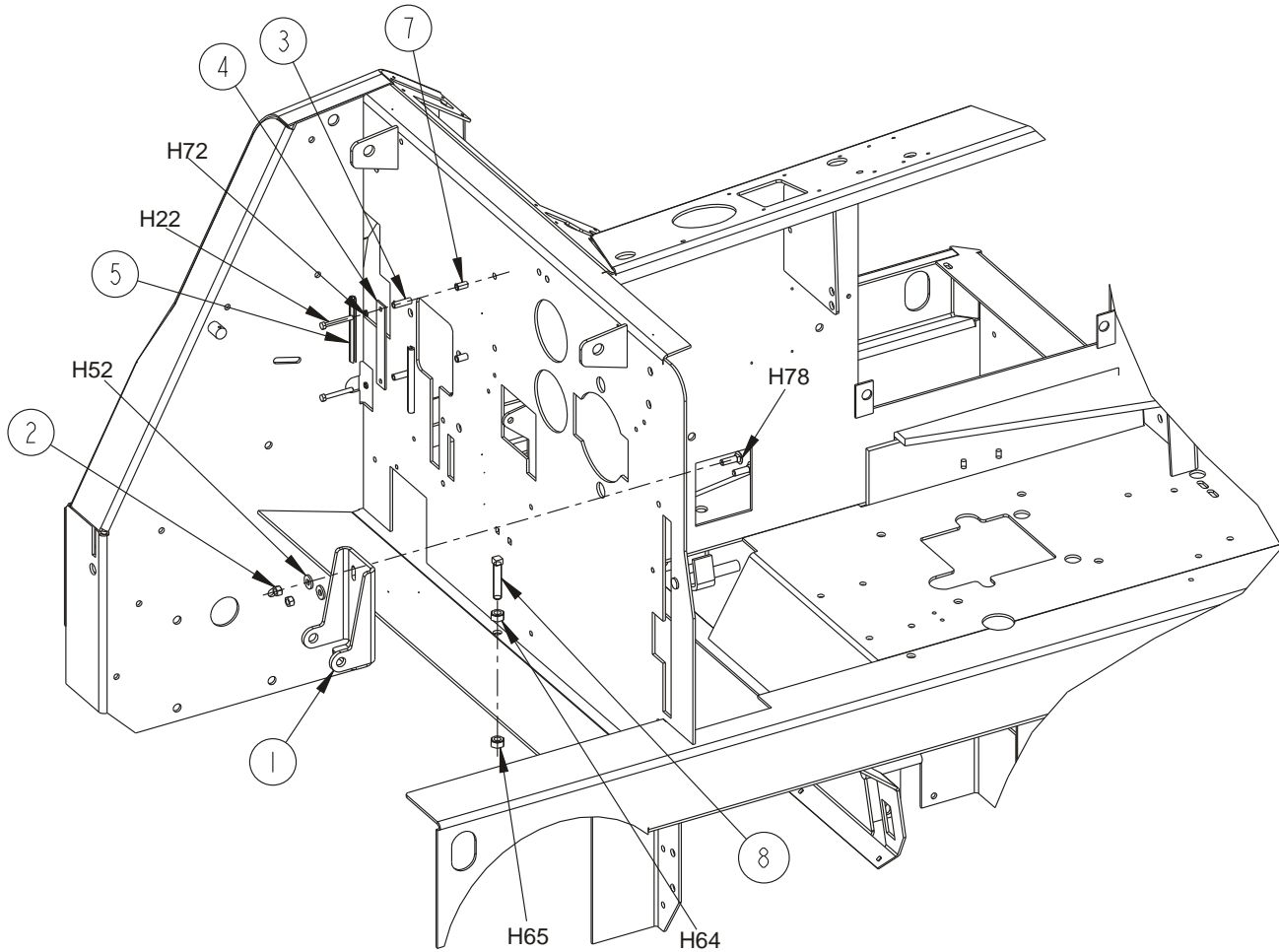
H12	2-00-01246	2	Nut, Hex Fiber Insert #10-24
H15	2-00-00221	4	Screw, 1/4-20 x .750 HHC
H26	2-00-00641	13	Nut, 1/4-20 Insert Fiber
H27	2-00-03702	2	Washer, .625 x .281 x .063
H36	2-00-00196	1	Carriage Bolt, 5/16-18 x 1.000
H46	2-00-00644	1	Nut, 5/16-18, Fiber Insert
H86	2-00-03575	9	Carriage Bolt, 1/4-20 x .750
H89	2-00-01372	4	Nut, #8-32 Steel Fiber Insert
H115	2-00-03062	2	Screw, #10-24 x 5/8 LG



80806-2/2-05

ASSEMBLE ITEM 5 WITH  
SCOTCH 4925 ADHESIVE  
TAPE (3-73-00042, 6.5 FT)

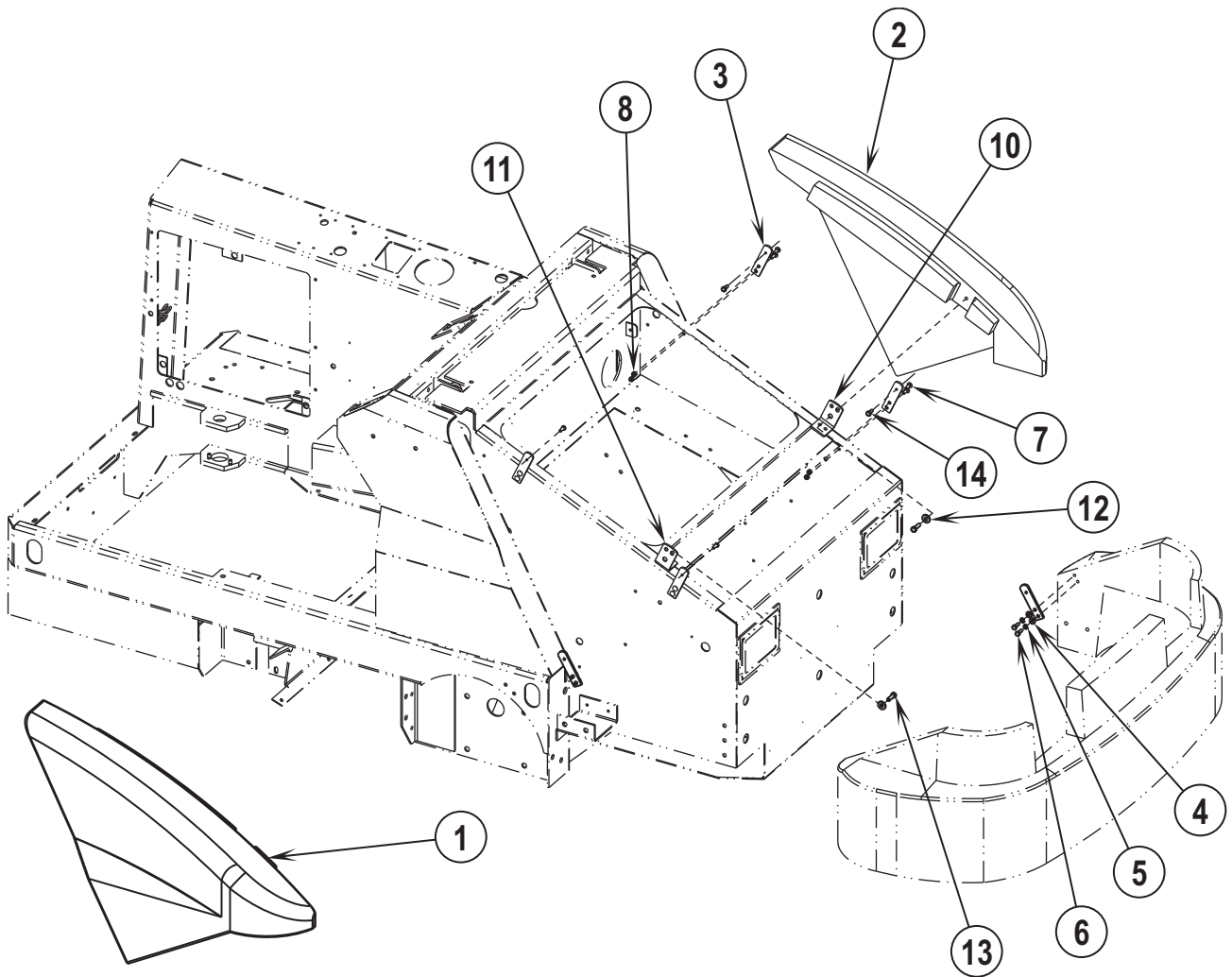
Item	Ref. No.	Qty	Description
1	8-16-07373	1	Cover, Filter (welded)
2	8-16-07374	1	Cover, Debris (welded)
3	8-29-00290	1	Gasket
4	8-29-00254	1	Gasket
5	8-08-00847	1	Bracket, RH Cover Hinge
6	8-10-00027	1	Cable
7	2-00-05330	4	Insert, 5/16-18 Threaded
8	8-08-00875	1	Bracket, LH Cover Hinge
9	2-00-00221	2	Screw, 1/4-20 x .625 HHC
10	2-00-00641	2	Nut 1/4-20 Fiber Insert
11	2-00-00530	4	Lock Washer, 5/16 HS Med.
12	2-00-00206	4	Screw, 5/16-18 x 1.0 HHC



Item	Ref. No.	Qty	Description
1	8-08-00832	1	Bracket, Lift Cylinder Mounting
2	2-95-04182	2	Fiber Nut
3	7-75-01063	2	Spacer
4	8-65-00024	1	Plate, Retainer Hyd. Hose
5	8-08-07045	2	Edging
7	2-00-05261	2	1/4 - 20 THD Insert
8	2-00-02981	1	Screw, SHCP .50 - 13 x 2.50 Zinc

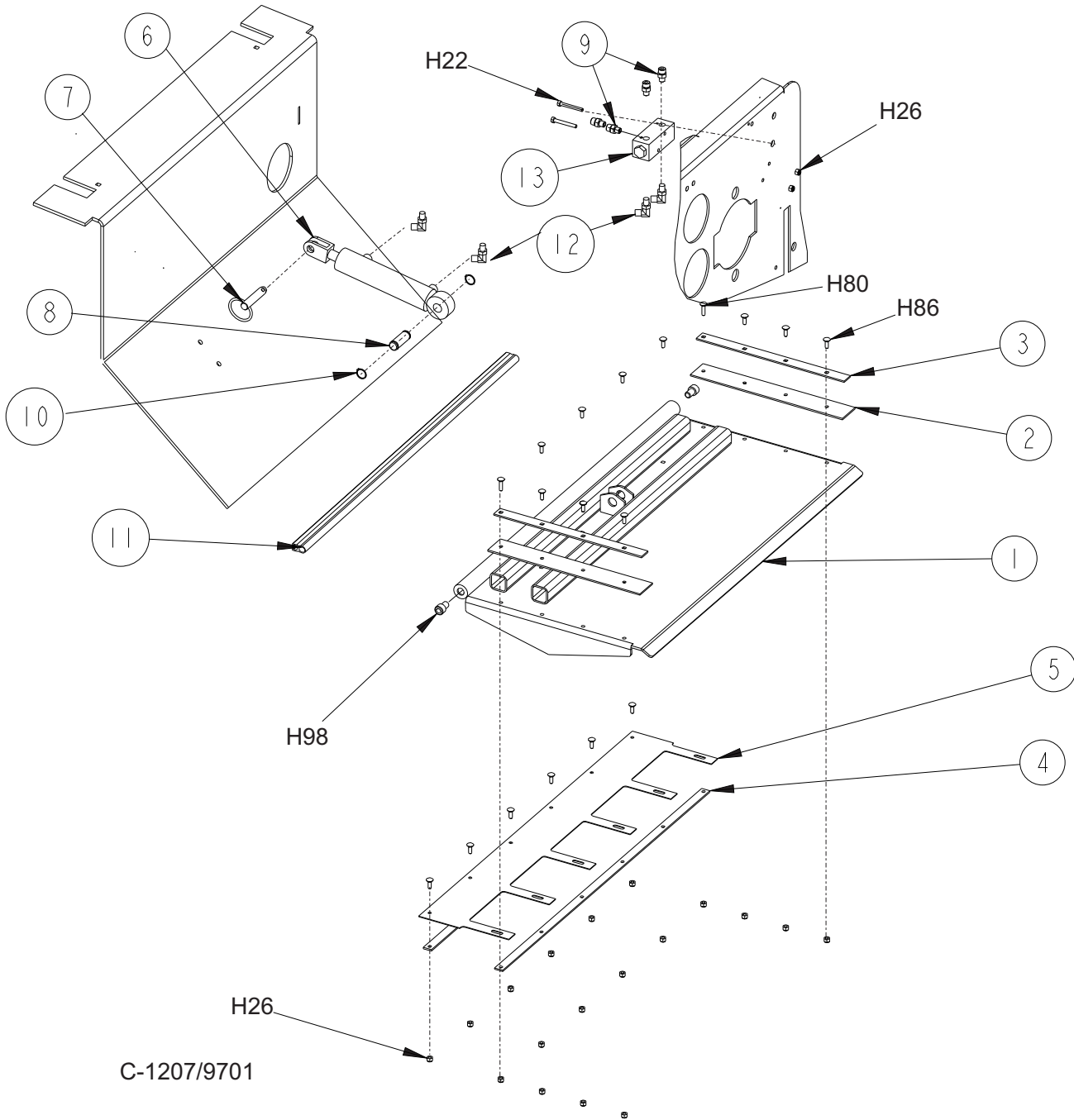
**HARDWARE USED:**

H22	2-00-02589	2	Screw, 1/4 - 20 x 2.000HHC
H64	2-00-00596	1	Nut, Hex 1/2 - 13 x .750 x .437
H65	2-00-04936	1	Nut 1/2 - 13 Fiber Lock
H72	2-00-00518	2	Lock Washer, Helical Spring
H78	2-00-05187	2	Carriage Bolt 3/8 - 16 x 1.250
H92	2-00-04801	2	Flat Washer, .875 x .375 x .125



Item	Ref. No.	Qty	Description
1	8-16-07409	1	Cover, Side RH
2	8-16-07410	1	Cover, Side (LH)
3	8-45-05010	6	Lug, Cover Detent
4	2-00-03702	4	Washer, .625 x .281 x .063
5	2-00-00518	4	Washer, Lock, 1/4", Helical Spring
6	2-00-00221	4	Bolt-Hex Head, Finished, 1/4-20x3/4 LG
7	2-00-03575	8	Bolt-Carr, .25-20 X .75 Gr5 Zn
8	2-00-00641	8	Nut, Fiber Insert 1/4-20
*	2-00-05330	4	Threaded Insert- 5/16-18
10	8-08-00875	1	Bracket, Hinge (L.H.)
11	8-08-00847	1	Bracket, Hinge (R.H.)
12	56002220	2	Wsh, Fit Std 5/16
13	56002221	2	Scr, Hex 5/16-18 X 1.00
14	56009250	4	Scr, Hex Thd Form 1/4-20 X .62

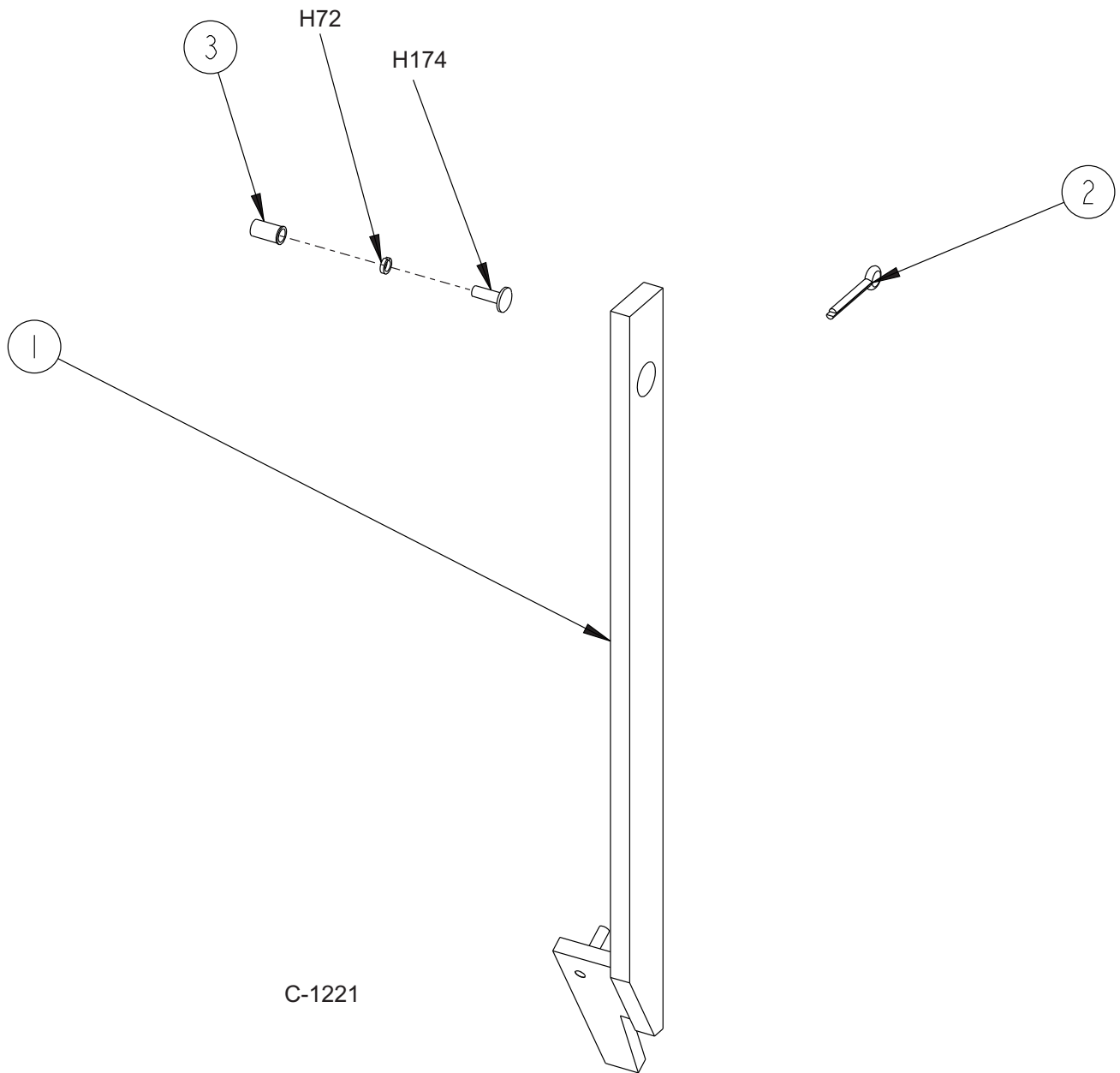
\* = Not Shown



Item	Ref. No.	Qty	Description
1	8-19-08066	1	Hopper Door
2	8-68-05087	2	Seal, Dump Door
3	8-13-07140	2	Clamp, Door Seal
4	8-13-07141	2	Clamp, Door Vent Flap
5	8-25-08210	1	Flap, Dppr Vemt
6	7-17-05011	1	Cylinder
7	7-55-08121	1	Pin, Door Cylinder
8	8-55-08123	1	Pin, 3/4 Dia.
9	2-00-04462	1	Fitting, Street Tee
10	2-00-00540	2	Retaining Ring, 3/4 Dia.
11	8-29-00244	1	Gasket, Dump Door
12	2-00-04892	1	Fitting
13	8-88-00064	1	Valve

**HARDWARE USED:**

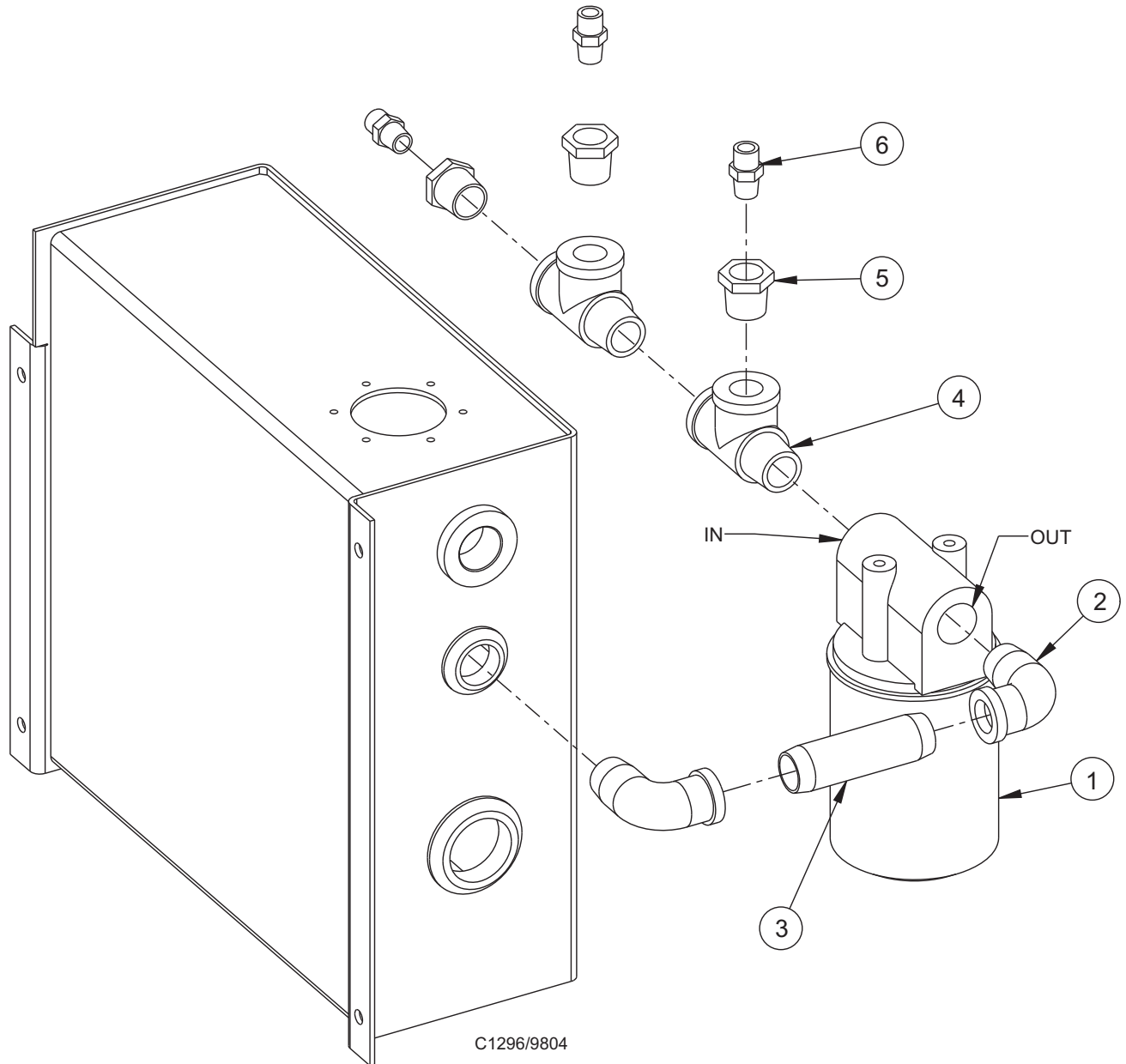
H22	2-00-02589	2	Screw, 1/4-20 x 2.000 HHC
H26	2-00-00641	20	Nut, 1/4-20 Insert Fiber
H80	2-00-02196	18	Carriage Bolt, 1/4-20 x 1.000 RHM
H86	2-00-03575	1	Carriage Bolt, 1/4-20 x .750
H98	2-00-05277		Screw, 1/2-13 x .750 HSHC



Item	Ref. No.	Qty	Description
1	8-81-00179	1	Safety Arm Weld
2	2-00-02436	1	Cotter Pin
3	2-00-05261	1	Threaded Insert

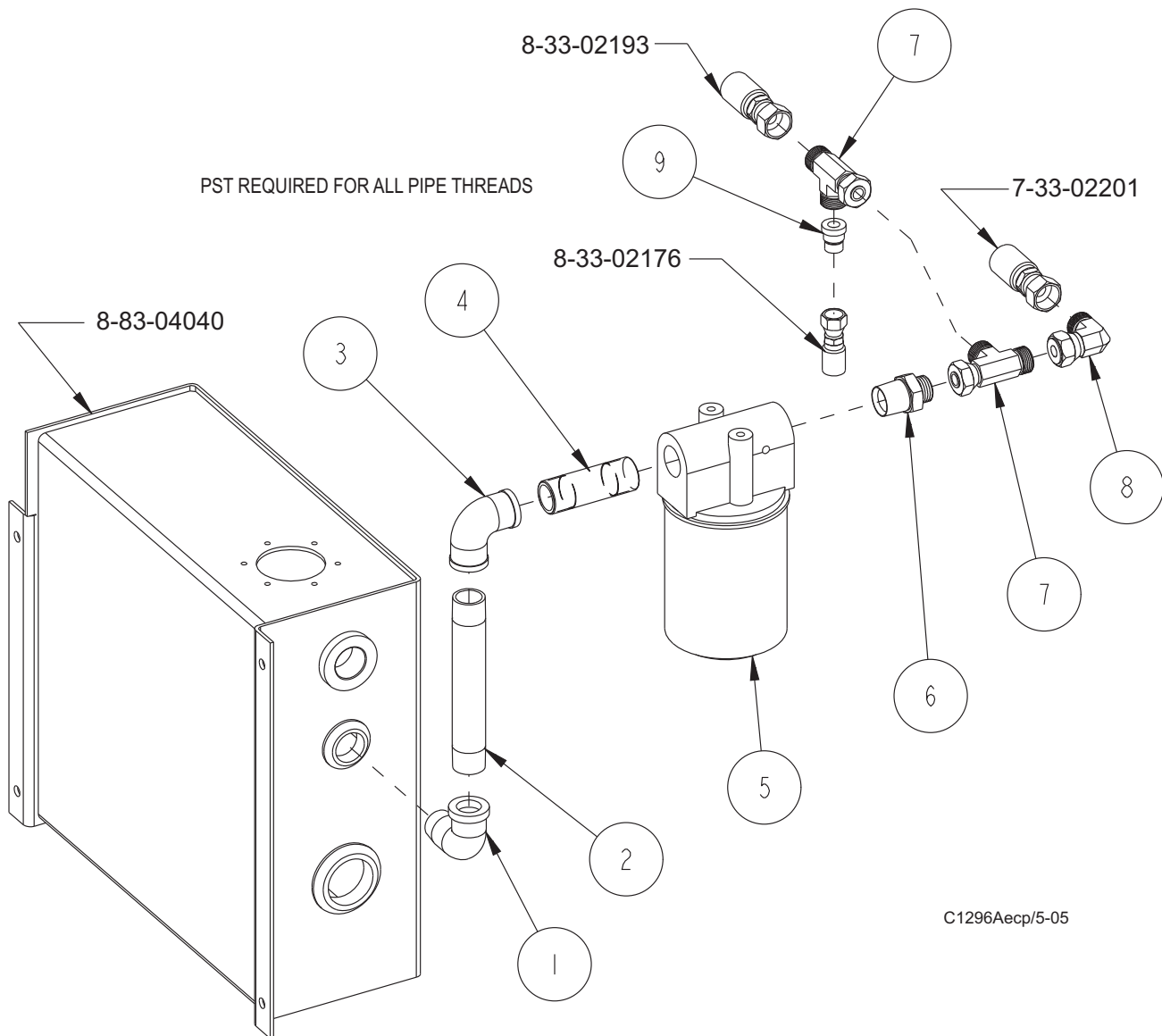
**HARDWARE USED:**

H174	2-00-00183	1	Screw, 1/4-20 x .750 THM
------	------------	---	--------------------------



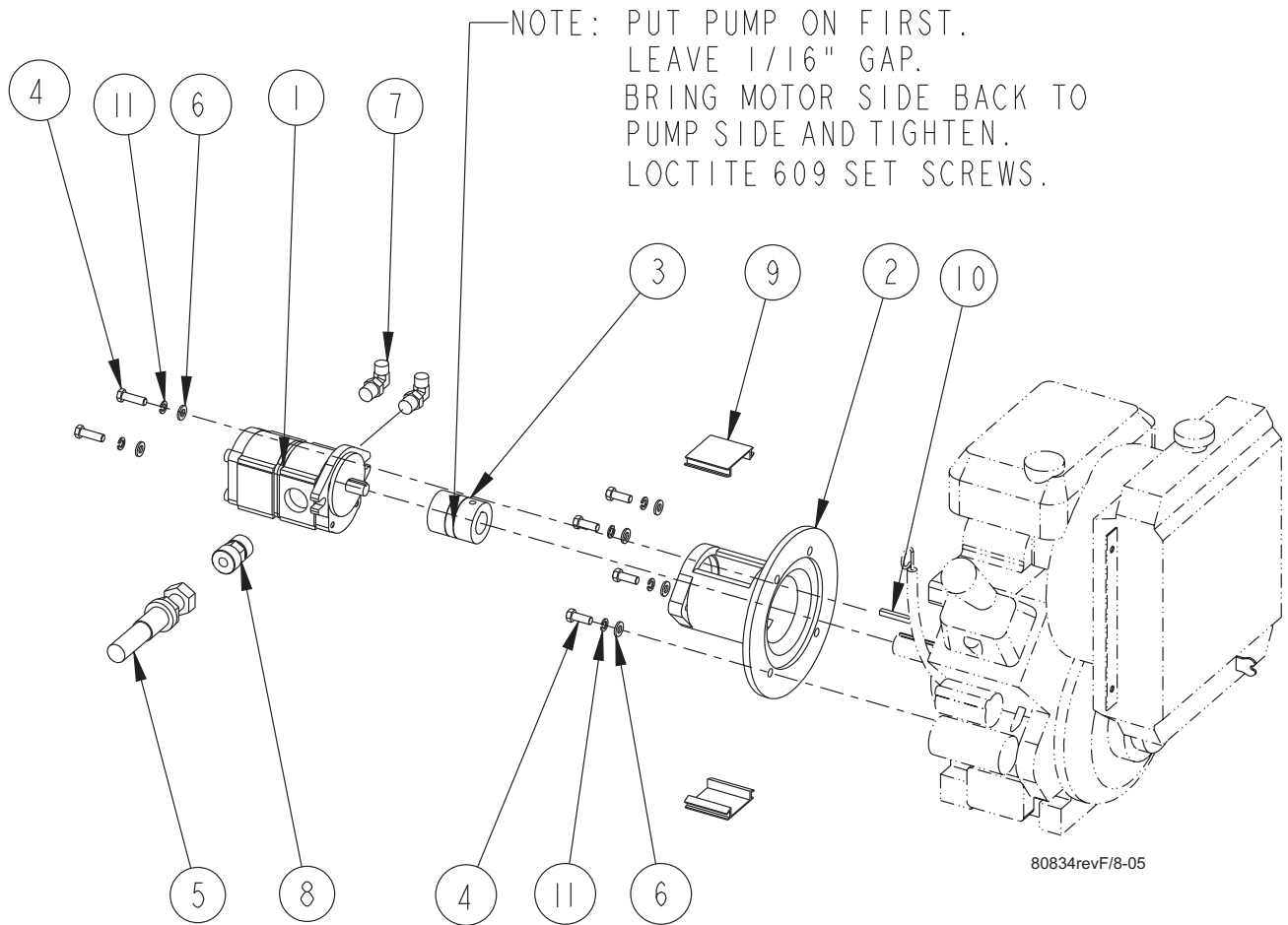
C1296/9804

Item	Ref. No.	Qty	Description
1	7-24-04013	1	Hydraulic Filter
	7-24-04014	A/R	Element ONLY (for 7-24-04013)
2	2-00-03952	2	Elbow, Street 90° 3/4 NPT
3	2-00-03890	1	Nipple, Pipe 3/4 NPT x 3.5
4	2-00-04487	2	Fitting, Street Tee
5	2-00-04474	3	Fitting Reducer
6	2-00-05203	3	Fitting
7	2-00-03891	1	3/4 NPT x 6.00 Pipe Nipple
8	2-00-03639	1	90° Elbow, 3/4 NPT
9	8-33-02202	Ref	Hose, Hyd ORS 8 0-90 20"
10	7-33-02201	Ref	Hose, Hyd ORS 8 Str x Jic 8ST

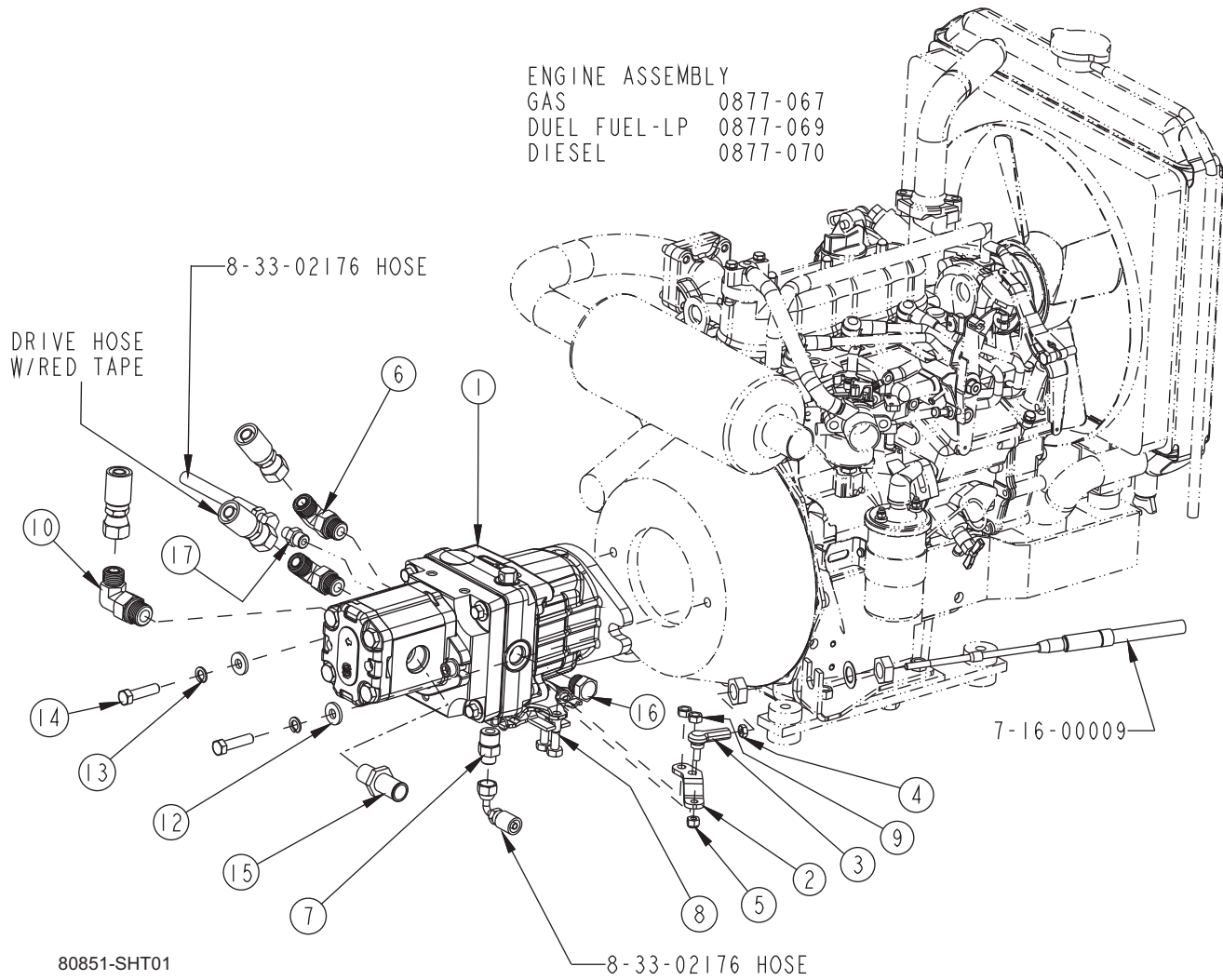


C1296Aecp/5-05

Item	Ref. No.	Qty	Description
1	2-00-03952	1	Elbow, Street 90° 3/4 NPT
2	2-00-03891	1	Nipple, 3/4 NPT x 6" Pipe
3	2-00-03639	1	90° Elbow, 3/4 NPT
4	2-95-04267	1	Nipple, 3/4 x 3" Pipe
5	7-24-04013	1	Hydraulic Filter
	7-24-04014	A/R	Element ONLY (for 7-24-04013)
6	2-00-06112	1	Fitting, -08 ORFS x 3/4 NPT (w/orifice)
7	2-00-04928	2	Fitting, -08 ORFS Run Tee
8	2-00-05046	1	Fitting, -08 ORFS 90° Street Elbow
9	2-00-04929	1	Fitting, -08 ORFS x -04 ORFS Reducer



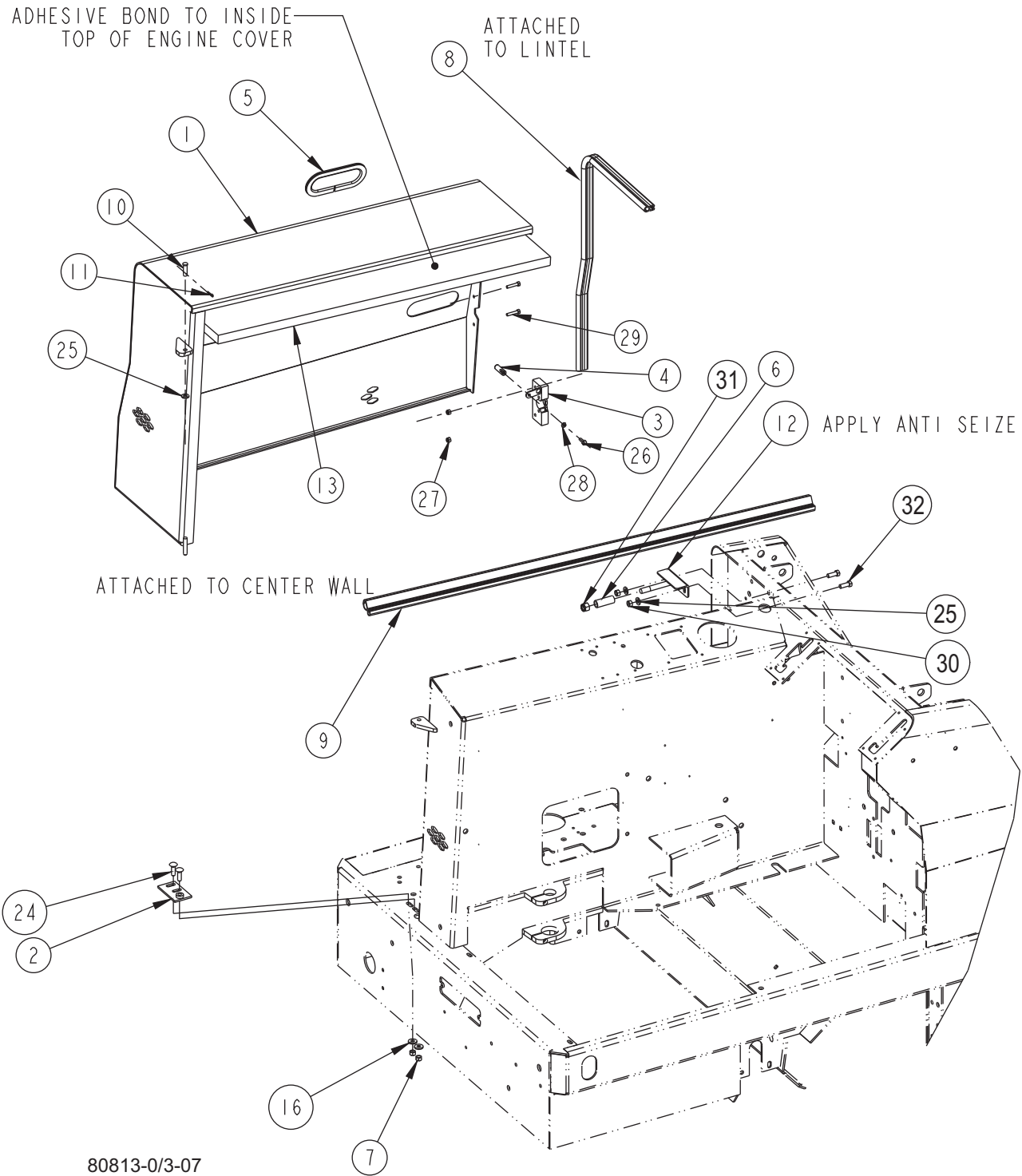
Item	Ref. No.	Qty	Description
1	8-60-05038	1	Pump
2	8-33-05129	1	Housing - Pump Housing
3	8-16-05030	1	Coupling
4	2-00-00209	6	Screw, 3/8 - 16 x 1.250 HHC
5	8-33-02408	1	Hose
6	2-00-00402	6	Flat Washer, .750 x .390 x .094
7	2-00-04921	2	Fitting - 90° Elbow
8	2-00-04971	1	Fitting
9	8-16-07321	2	Cover
10	2-00-03761	1	Key
11	2-00-02310	6	Lock Washer, Helical Spring 3/8 Med.



06-5	<b>HYDRAULIC PUMP (3 CYL. KUBOTA GAS &amp; DIESEL)</b>		
08-7	<b>6150 IC</b>		<b>63</b>

Item	Ref. No.	Qty	Description
1	7-60-05058	1	Drive Pump, 1.28 Var. w/ .84 Gear & Rtn.
2	7-08-01263	1	Bracket, Rtn. Lever
3	7-25-02050	1	Rod End (Spherco)
4	2-95-01999	1	Nut, 1/4-28 Hex Jam
5	2-00-00633	1	Nut, 1/4-28 Fiber Insert
6	2-00-04885	2	Fitting, 90° Elbow (O-Ring)
7	2-00-05264	1	Fitting, #8 SAE, #4ORS Connector
8	2-00-00208	2	Screw, 5/16-18 x .75 HHC
9	2-00-00644	2	Nut, 5/16-18 Fiber Insert Hex
10	2-00-04921	1	Fitting, 10 SAE 90° - 8 ORS
11			Intentionally Omitted
12	2-00-04801	2	Flat Washer, .875 x .375 x .125
13	2-00-02310	2	Lock washer, Helical Spring 3/8 Med.
14	2-00-00234	2	Screw, 3/8-16 X 1.50 HHC
15	2-00-04752	1	Fitting, .50 NPT, .62 Hose
16	2-00-05196	1	Fitting, -8 ORB Hex Plug
17	2-00-04918	1	Fitting, Straight Connector <b>NOTE 1</b>

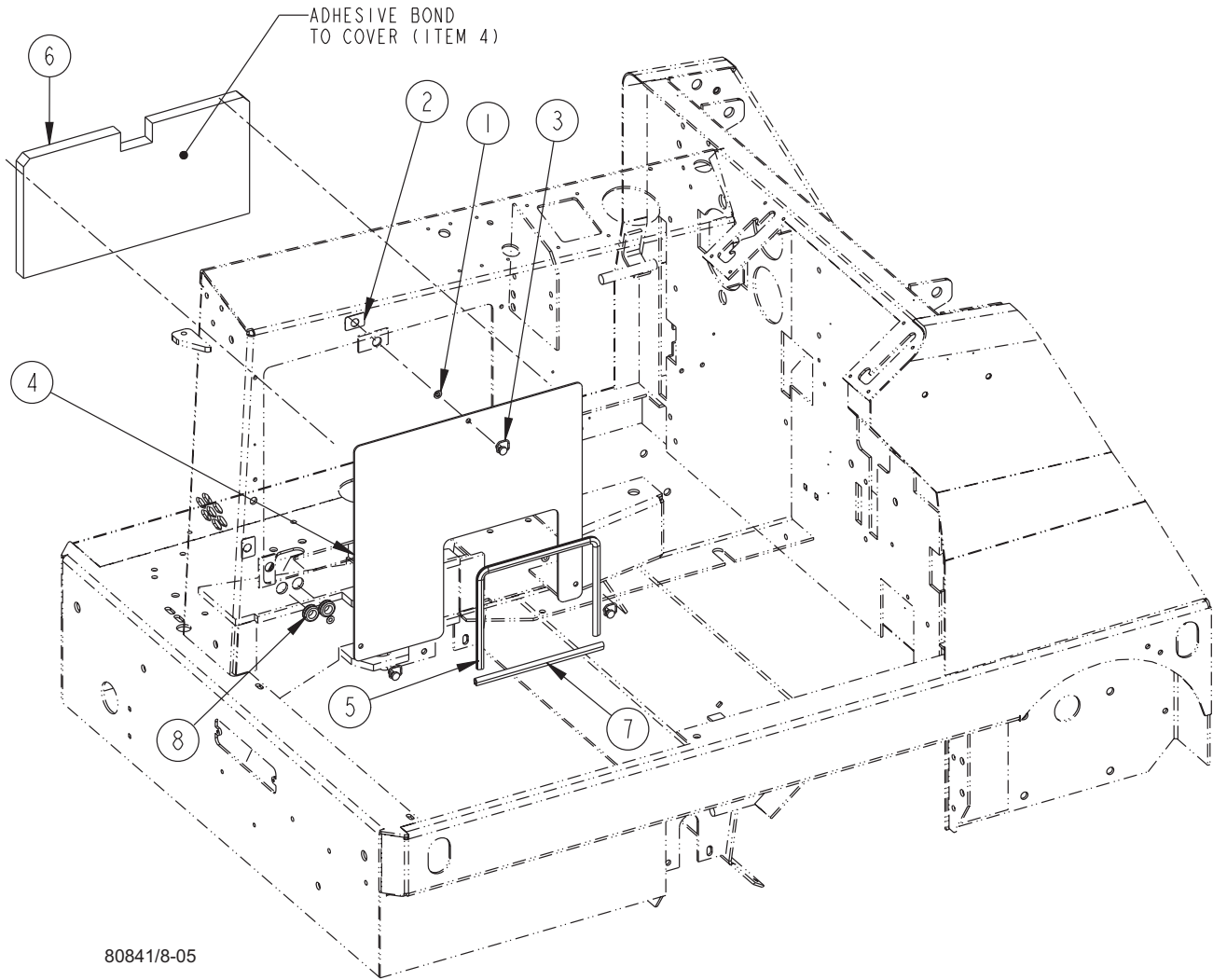
**NOTE 1:** The charge port on pump 7-60-05058 changed from 9/16-18 to 7/18-20. To replace the fitting item 17 on machines built before February 2008 order PN2-00-04895, for machines built after January 2008 order PN2-00-04918.



06-5	<b>ENGINE COVER</b>		
07-3	<b>6150 IC</b>		<b>65</b>

Item	Ref. No.	Qty	Description
1	8-16-07367	1	Engine Cover
2	8-08-00844	1	Mounting Plate, Engine Cover
3	8-41-00051	1	Latch, Rotor
4	8-39-00014	1	Knob, Latch
5	7-21-03003	1	Edging
6	8-66-05012	1	Roller, Engine Cover Guide
7	2-95-04182	2	Nut, 3/8-16 Stop
8	8-29-00245	1	Gasket, Engine Cover
9	8-29-00246	1	Gasket, Engine Cover
10	2-00-05266	1	Clevis Pin
11	2-00-05249	1	Cotter Pin
12	8-08-00961	1	Bracket, Engine Cover Guide
13*	8-34-09030	1	Insulation, Cover
16	2-00-04801	2	Flat Washer, .875 x .375 x .125
24	2-00-05187	2	Carriage Bolt, 3/8-16 x 1.25
25	2-00-00402	3	Flat Washer, .750 x .391 x .093
26	2-00-00221	1	Screw, 1/4-20 x .75 HHC
27	2-00-00641	2	Nut, 1/4-20 Insert Fiber
28	2-00-00518	1	Lock Washer, Helical Spring
29	2-00-00222	2	Screw, 1/4-20 x 1.25 HHM
30	2-95-04182	2	Lock Nut, 3/8-16
31	2-00-04936	1	Insert, 1/2-13 Fibre
32	2-00-00233	2	Screw, .375-16 x 1.00

\* Gas, LP, Diesel Only



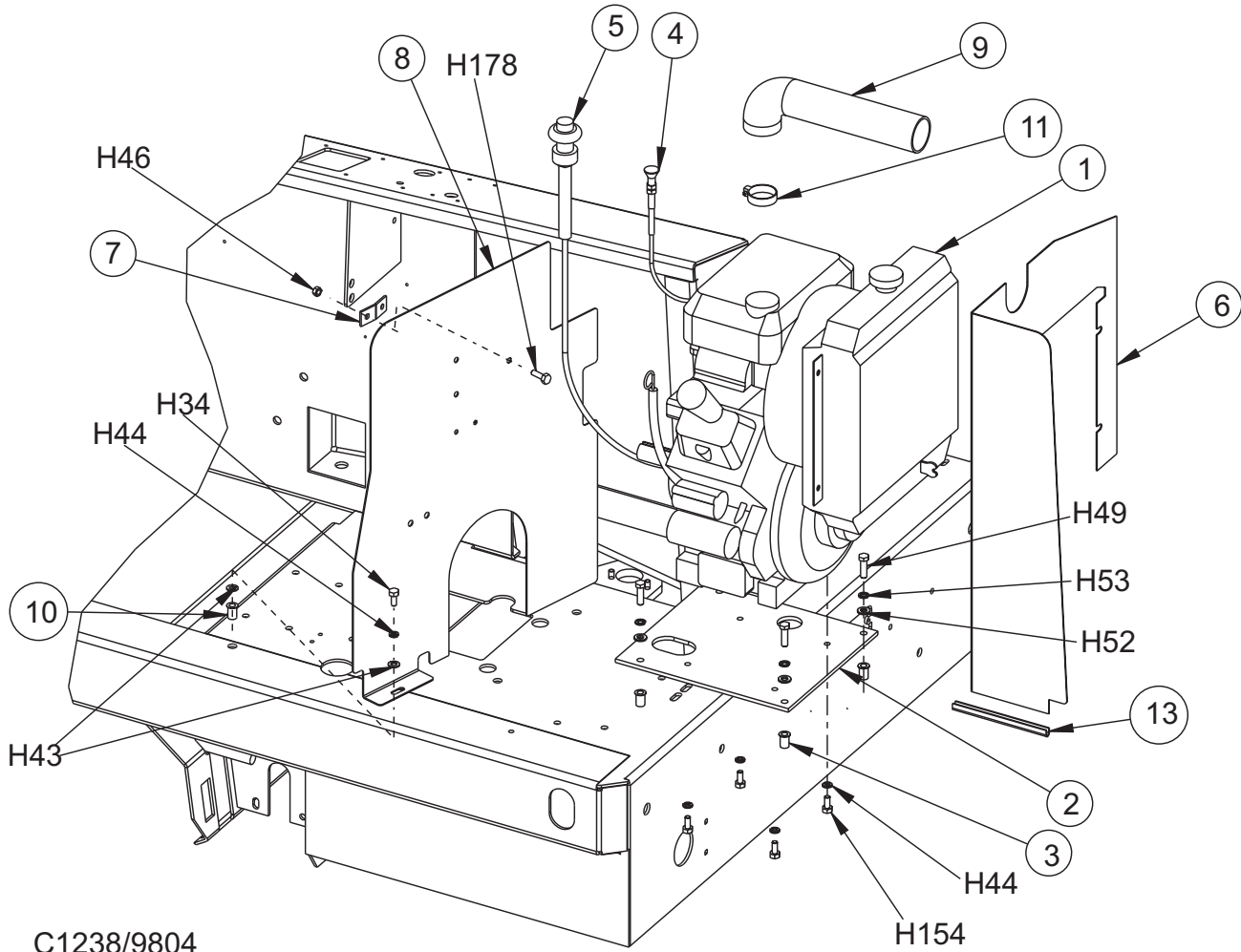
80841/8-05

06-5

**ACCESS COVER ASSEMBLY****6150 IC****67**

<b>Item</b>	<b>Ref. No.</b>	<b>Qty</b>	<b>Description</b>
1	7-23-03106	3	Washer, Screw-Captivated
2	7-23-03108	3	U Clip, Screw-Captivated
3	7-23-03113	3	Fastener, 1/4 Turn
4	8-16-07395	1	Cover, Power Panel
5	8-21-04057	1	Edging
6*	8-34-09035	1	Insulation, Center Wall
7	7-21-04044	1	Edging
8	2-00-03878	2	Grommet

\*Gas, LP, Diesel only



C1238/9804

Item	Ref. No.	Qty	Description
1	0877-059	1	Engine
2	8-58-05783	1	Mounting Plate
3	2-00-05347	4	Threaded Insert, 3/8-16
4	8-16-00059	1	Cable, Choke
5	8-10-00042	1	Cable, Throttle
6	8-52-00187	1	Panel, Heat Baffle
7	8-13-07153	1	Clip, Heat Baffle
8	8-52-00183	1	Baffle, Radiator Heat
9	8-33-02349	1	Hose
10	2-00-05330	1	Threaded Insert, 5/16-18
11	2-00-02216	1	Clamp, Hose
12	8-21-04015	1	Edging
13	0895-144	Ref.	Harness, Engine (not shown)
14	2-00-00208	1	Screw, 5/16-18 x .750 HHC
15	2-00-00409	2	Flat Washer, .687 x .344 x .062
16	2-00-00530	5	Lock Washer, 5/16 HS Med.
17	2-00-00644	1	Nut, 5/16-18, Insert Fiber
18	2-00-00209	4	Screw, 3/8-16 x 1.250 HHC
19	2-00-00402	3	Flat Washer, .750 x .390 x .094
20	2-00-02310	4	Lock Washer, Helical Spring 3/8 Med.
21	2-00-04363	4	Screw, M8 - 1.250 x .750
22	2-00-00206	1	Screw, 5/16-18 x 1.000 HHC

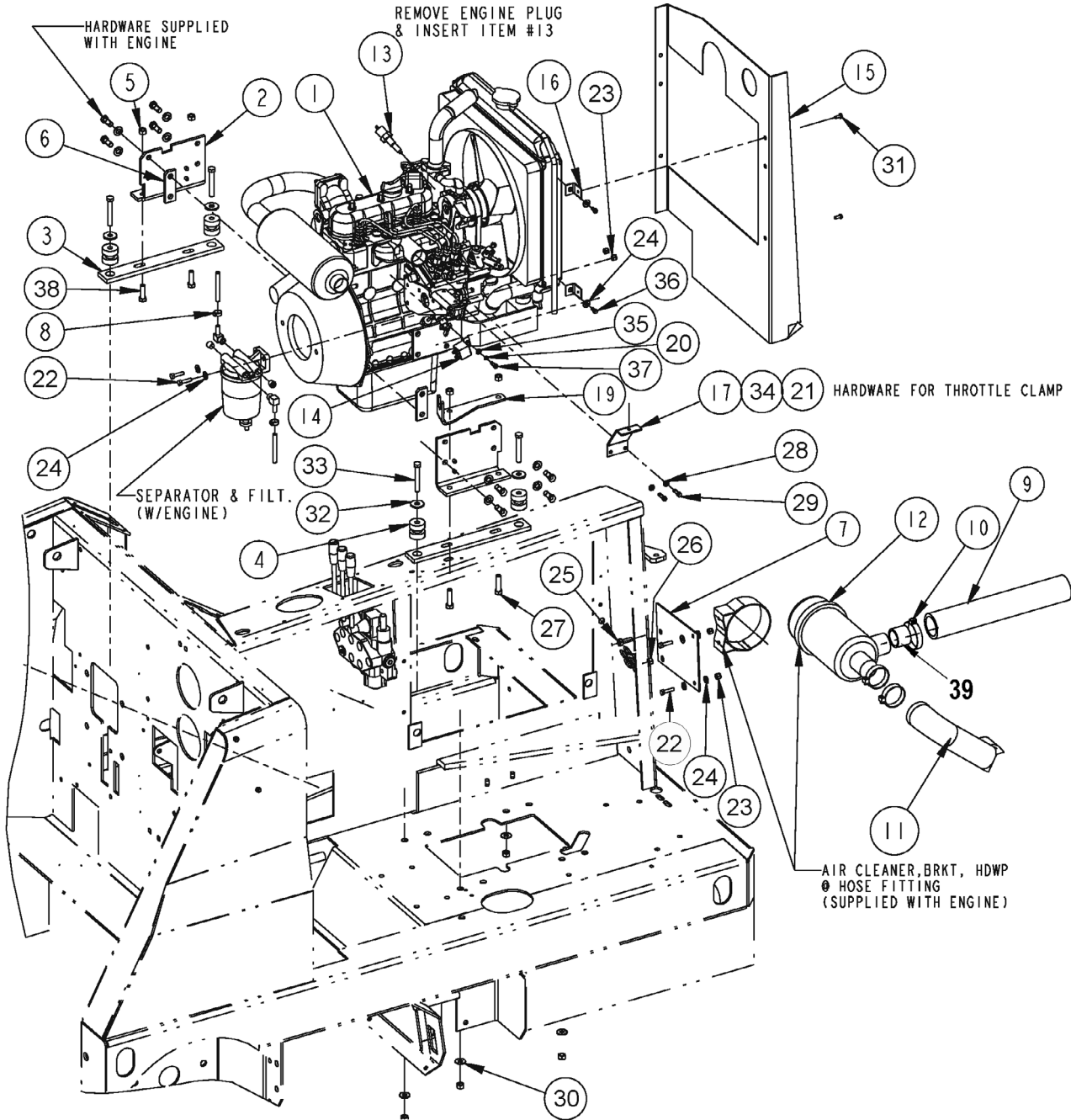
**KAWASAKI ENGINE SERVICE PARTS:**

Oil Filter	8-24-04152	Fuel Pump	8-60-05031
Oil Pressure Switch	8-82-00066	Thermostat	8-84-08004
Pump Case Gasket	8-29-00274	Rocker Case Gasket	8-29-00275
Air Filter	8-24-04149 (foam)	Water Pump	8-60-05032
	8-24-04150 (element)	Head Gasket	8-29-00263
Igniter	8-14-07013	Ignition Coil	8-14-07014
Spark Plug (each)	8-75-03011	Solenoid	8-75-00015
Spark Plug Cap	8-75-03010	Lower Cooling Hose	8-33-02355
Upper Cooling Hose	8-33-02354	Carburetor Gasket	8-29-00271
Voltage Regulator	8-63-05015	Main Jet Gasket	8-29-00266
Carb. Cap Gasket	8-29-00265	Thermostat Cover Gasket	8-29-00268
Muffler Gasket	8-29-00267	Intake Manifold Gasket	8-29-00270
Intake Manifold Gasket	8-29-00269	Pump Cover Gasket	8-29-00273
Crankcase Cover Gasket	8-29-00272		



06-5	<b>ENGINE (3 CYL. KUBOTA GAS)</b>			
08-7	<b>6150 IC</b>			<b>71</b>

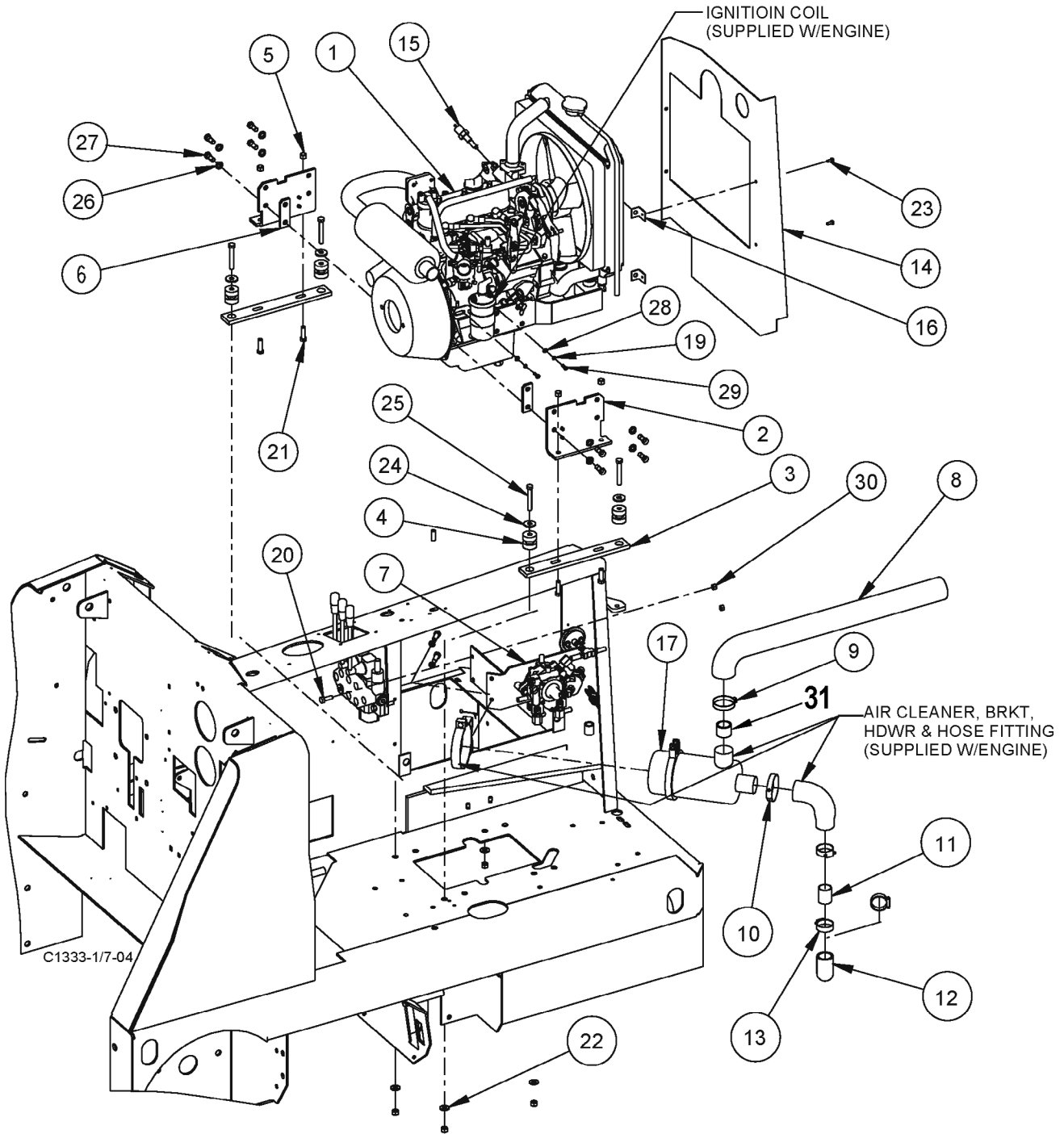
Item	Ref. No.	Qty	Description
1	0877-067 7-33-05153	1	Engine - 3 cyl Kubota Gas Flywheel Housing: SAE-B (service part)
2	8-08-00835	2	Bracket - Engine Mtg.
3	8-52-00173	2	Rail - Engine Mtg.
4	8-75-01155	4	Isolator - Vibration
5	2-95-04182	8	Fiber Nut
6	8-75-01222	2	Spacer - Engine Bracket
7	8-08-00956	1	Bracket - Air Filter
8	8-33-02405	1	Hose - Air Inlet
9	2-00-02216	1	Clamp - Hose
10	2-00-03404	1	Clamp - Hose
11	8-56-04054	1	Pipe - Air Intake
12	8-33-02361	1	Hose - Lower Air Cleaner
13	2-00-03404	3	Clamp - Hose
14	2-95-04388	1	Clamp - Hose
15	7-82-00031	1	Switch - Water Temp
16	8-52-00199	1	Panel - Radiator Heat
17	8-13-07160	2	Clip - Heat Baffle
18	8-24-04160	Ref	Air Cleaner Assy.
19	8-13-07174	Ref	Clamp
20	0895-146	Ref	Harness, Engine (not shown)
21	2-00-00519	2	Lock Washer, # 10 Med HS
22	2-00-02708	1	Screw, 5/16-18 x 1.000 HHM
23	2-00-00644	2	Nut, 5/16-18, Insert Fiber
24	2-00-00234	2	Screw, 3/8-16 x 1.50 HHC
25	2-00-00410	4	Flat Washer, .875 x .375 x .060
26	2-00-03940	2	Screw, #10-24 x .500 T/C HH
27	2-00-03266	4	Washer
28	2-00-00236	4	Screw, 3/8-16 x 2.500 HHC
29	2-00-00466	2	Flat Washer, .625 x .203 x .031
30	2-00-05148	2	Screw - HHC M5 x 0.8 x 16 MM
31	2-00-05490	1	Screw, M5 x 0.8 x 12mm
32	2-00-03702	3	Flat Washer, .625 x .281 x .063
33	2-00-00641	1	Nut, 1/4-20 Fiber Insert
34	2-00-00203	1	Nut, 3/8-16 Elastic Stop
35	7-08-01262	1	Bracket, Forward/Reverse Cable
36	2-00-00209	2	Screw, 3/8-16 x 1.25 HHC
37	56109310	1	Pipe, PVC SCh 40



06-5	<b>ENGINE (3 CYL. KUBOTA DIESEL)</b>			
08-7	<b>6150 IC</b>			<b>73</b>

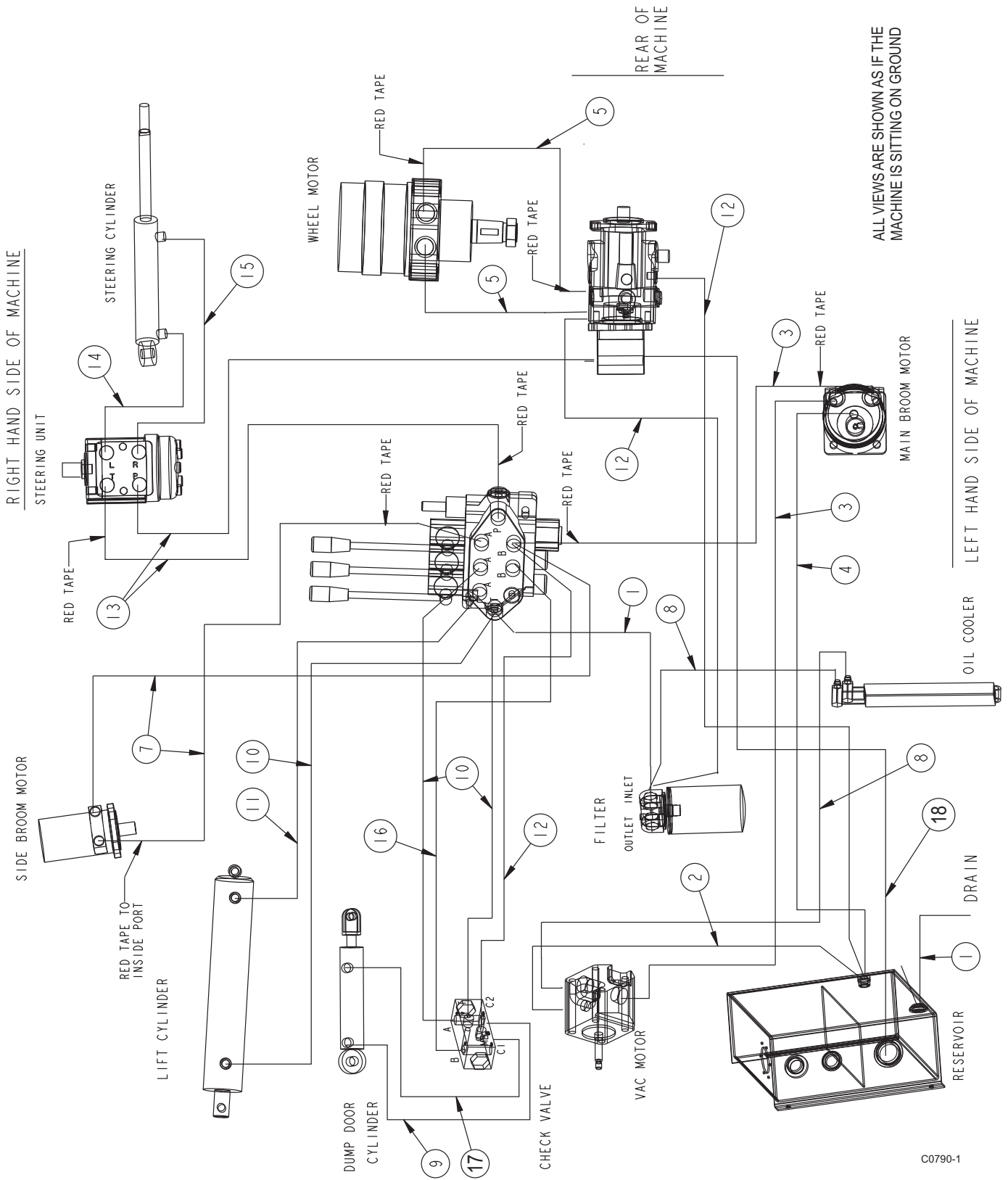
Item	Ref. No.	Qty	Description
1	0877-070 7-33-05153	1	Engine, 3-cyl Kubota Diesel Flywheel Housing: SAE-B (service part)
2	8-08-00835	2	Bracket, Engine Mtg
3	8-52-00173	2	Rail, Engine Mtg
4	8-75-01155	4	Isolator, Vibration
5	2-95-04182	8	Nut, 3/8-16 Fiber Insert
6	8-75-01222	2	Spacer, Engine Bracket
7	8-08-00956	1	Bracket , Air Filter
8	2-95-04388	2	Clamp, Hose
9	8-33-02405	1	Hose, Air Inlet
10	2-00-02216	3	Clamp, Hose
11	8-33-02363	1	Hose, Air Cleaner to Engine
12	8-24-04160	1	Air Cleaner Assy.
	8-24-04161	1	Element, Air Cleaner (service part)
13	7-82-00031	1	Switch, Water Temperature
14	8-64-00012	1	Relay
15	8-52-00199	1	Panel, Radiator Heat
16	8-13-07160	2	Clip, Heat Baffle
17	7-08-00763	1	Bracket, Throttle Mount
18	0895-145	1	Harness, Engine (not shown)
19	7-08-01262	1	Bracket, Forward/Reverse Cable
20	2-00-00519	1	Lock Washer, # 10 Med HS
21	2-00-01246	1	Nut, #10-24 Fiber Insert
22	2-00-00205	3	Screw, 1/4-20 x 1.000 HHC
23	2-00-00641	4	Nut, 1/4-20 Insert Fiber
24	2-00-03702	4	Washer, .625 x .281 x .063
25	2-00-02708	1	Screw, 5/16-18 x 1.000 HHM
26	2-00-00644	1	Nut, 5/16-18, Insert Fiber
27	2-00-00234	2	Screw, 3/8-16 x 1.50 HHC
28	2-00-00518	2	Lock Washer, Helical Spring
29	2-00-05279	2	Screw, M6 x 1.0 x 20 mm MHHC
30	2-00-00410	4	Flatwasher, .875 x .375 x .060
31	2-00-03940	2	Screw, #10 - 24 x .500 T/C HH
32	2-00-03266	4	Washer
33	2-00-00236	4	Screw, 3/8-16 x 2.500 HHC
34	2-00-04794	1	Screw, #10-24 x .625 BHS
35	2-00-00466	1	Flat Washer, .625 x .203 x .031
36	2-00-05490	1	Screw - M5 x 0.8 x 12 MM
37	2-00-05148	1	Screw - HHC M5 x 0.8 x 16 MM
38	2-00-00209	2	Screw, 3/8-16 x 1.25 HHC
39	56109310	1	Pipe, PVC SCh 40
*	56504460	1	Filter, Fuel Water Assy

\* = Optional, Not Included



06-5	<b>ENGINE (3 CYL. DUAL FUEL - LP)</b>		
08-7	<b>6150 IC</b>		<b>75</b>

Item	Ref. No.	Qty	Description
1	0877-069 7-33-05153	1	Engine - 3 cyl Kubota Gas Flywheel Housing: SAE-B (service part)
2	8-08-00835	2	Bracket - Engine Mtg.
3	8-52-00173	2	Rail - Engine Mtg.
4	8-75-01155	4	Isolator - Vibration
5	2-95-04182	8	Fiber Nut
6	8-75-01222	2	Spacer - Engine Bracket
7	8-08-00955	1	Bracket - Air Filter
8	8-33-02364	1	Hose - Air Inlet
9	2-00-02216	1	Clamp - Hose
10	2-00-03404	1	Clamp - Hose
11	8-56-04054	1	Pipe - Air Intake
12	8-33-02361	1	Hose - Lower Air Cleaner
13	2-00-03404	3	Clamp - Hose
14	8-52-00199	1	Panel - Radiator, Heat
15	7-82-00031	1	Switch - Water Temp
16	8-13-07160	2	Clip - Heat Baffle
17	8-24-04160	1	Air Cleaner Assy.
	8-24-04161	1	Element, Air Cleaner (service part)
18	0895-146	1	Harness, Engine (not shown)
19	2-00-00519	2	Lock Washer, # 10 Med HS
20	2-00-02708	1	Screw, 5/16-18 x 1.000 HHM
21	2-00-00209	4	Screw, 3/8-16 x 1.250 HHC
22	2-00-00410	4	Flat Washer, .875 x .375 x .060
23	2-00-03940	2	Screw, #10-24 x .500 T/C HH
24	2-00-03266	4	Washer
25	2-00-00236	4	Screw, 3/8-16 x 2.500 HHC
26	2-00-05042	8	Lockl Washer, M10
27	2-00-04366	8	Screw, M10 x 1.500 x 25mm
28	2-00-00466	2	Flat Washer, .625 x .203 x .031
29	2-00-05148	2	Screw - HHC M5 x 0.8 x 16 MM
30	2-00-00644	2	Nut, 5/16-18, Insert Fiber
31	56109310	1	Pipe, PVC Sch 40



ALL VIEWS ARE SHOWN AS IF THE MACHINE IS SITTING ON GROUND

06-5	<b>HYDRAULIC HOSE DIAGRAM (3 CYL.)</b>		
08-7	<b>6150 IC</b>		<b>77</b>

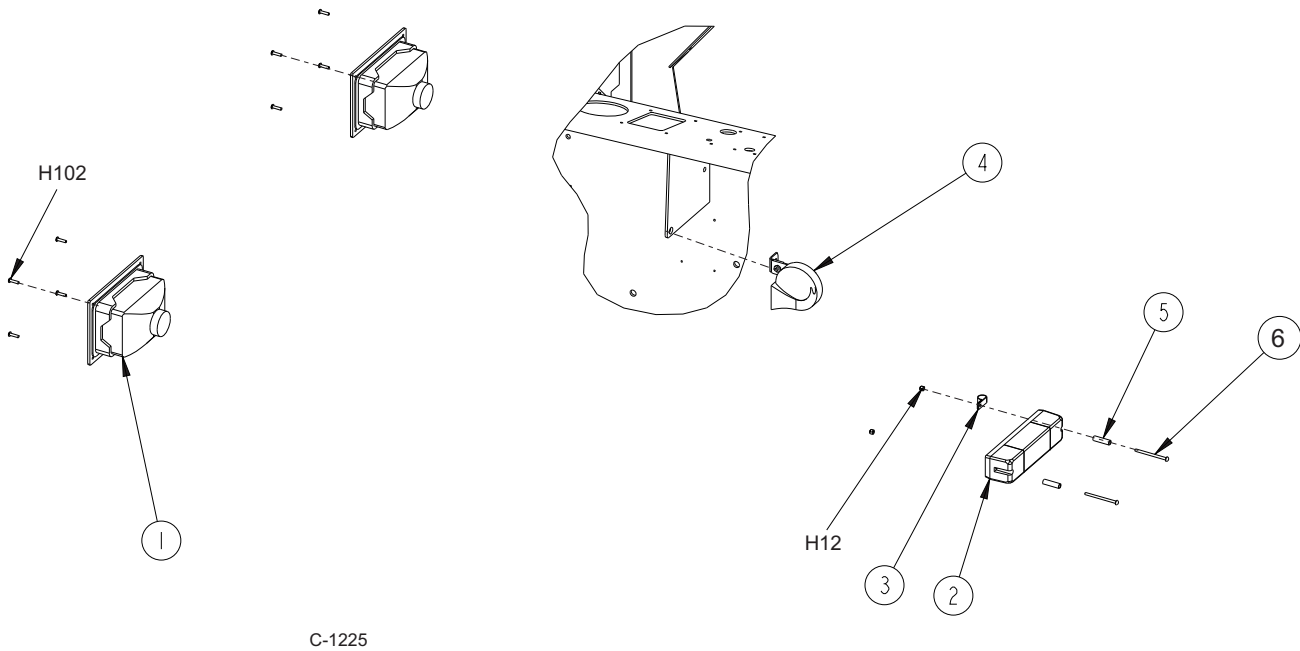
Item	Ref. No.	Qty	Description
1	8-33-02193	2	#8 x 18.0" 0-0 ORS
2	8-33-02329	1	#4 x 30.0" 0-90 ORS
3	8-33-02325	2	#8 x 65.0" 0-0 ORS
4	7-33-02193	1	#4 x 49.0" 0-90 ORS
5	8-33-02191	2	#8 x 56.50" 0-0 ORS
7	8-33-02213	2	#8 x 88.0" 0-0 ORS
8	8-33-02419	2	#8 x 20.5" 0-45 ORS
9	8-33-02184	1	#4 x 50.5" 0-0 ORS
10	8-33-02199	3	#4 x 24.5" 0-90 ORS
11	7-33-02225	1	#4 x 38.0" 0-90 ORS
12	8-33-02176	3	#4 x 21.0" 0-90 ORS
13	7-33-02187	2	#8 x 42.0" 0-0 ORS
14	8-33-02179	1	#4 x 46.0" 0-0 ORS
15	8-33-02184	1	#4 x 50.5" 0-0 ORS
16	7-33-02189	1	#4 x 26.0" 0-90 ORS
17	8-33-02179	1	#4 x 46.0" 0-0 ORS
18	7-33-02700	1	3/4" ID Gates GMV (11")

NOTE: ITEMS 1 - 17 ARE PART OF HOSE KIT 0860-670-1



Item	Ref. No.	Qty	Description
1	8-33-02193	2	#8 x 18.0" 0-0 ORS
2	8-33-02329	1	#4 x 30.0" 0-90 ORS
3	8-33-02325	2	#8 x 65.0" 0-0 ORS
4	7-33-02193	1	#4 x 49.0" 0-90 ORS
5	8-33-02191	1	#8 x 56.5" 0-0 ORS
6	7-33-02206	1	#8 x 14.25" 0-90 ORS
7	8-33-02213	2	#8 x 88.0" 0-0 ORS
8	7-33-02201	2	#8 x 20.5" 0-0 ORS-JIC
9	8-33-02184	2	#4 x 55.5" 0-0 ORS
10	8-33-02199	3	#4 x 24.5" 0-90 ORS
11	7-33-02225	1	#4 x 38.0" 0-90 ORS
12	7-33-02205	1	#8 x 16.5" 0-90 ORS
13	7-33-02187	1	#8 x 42.0" 0-0 ORS
14	8-33-02179	1	#4 x 46.0" 0-0 ORS
15	8-33-02184	1	#4 x 50.5" 0-0 ORS
16	7-33-02192	2	#8 x 90.0" 0-90 ORS
17	8-33-02176	1	#4 x 21.0" 0-90 ORS
18	7-33-02189	1	#4 x 23.0" 0-90 ORS
19	8-33-02408	1	#12 x 20.0" 0-90 ORS

ALL HOSES PART OF KIT 0860-602



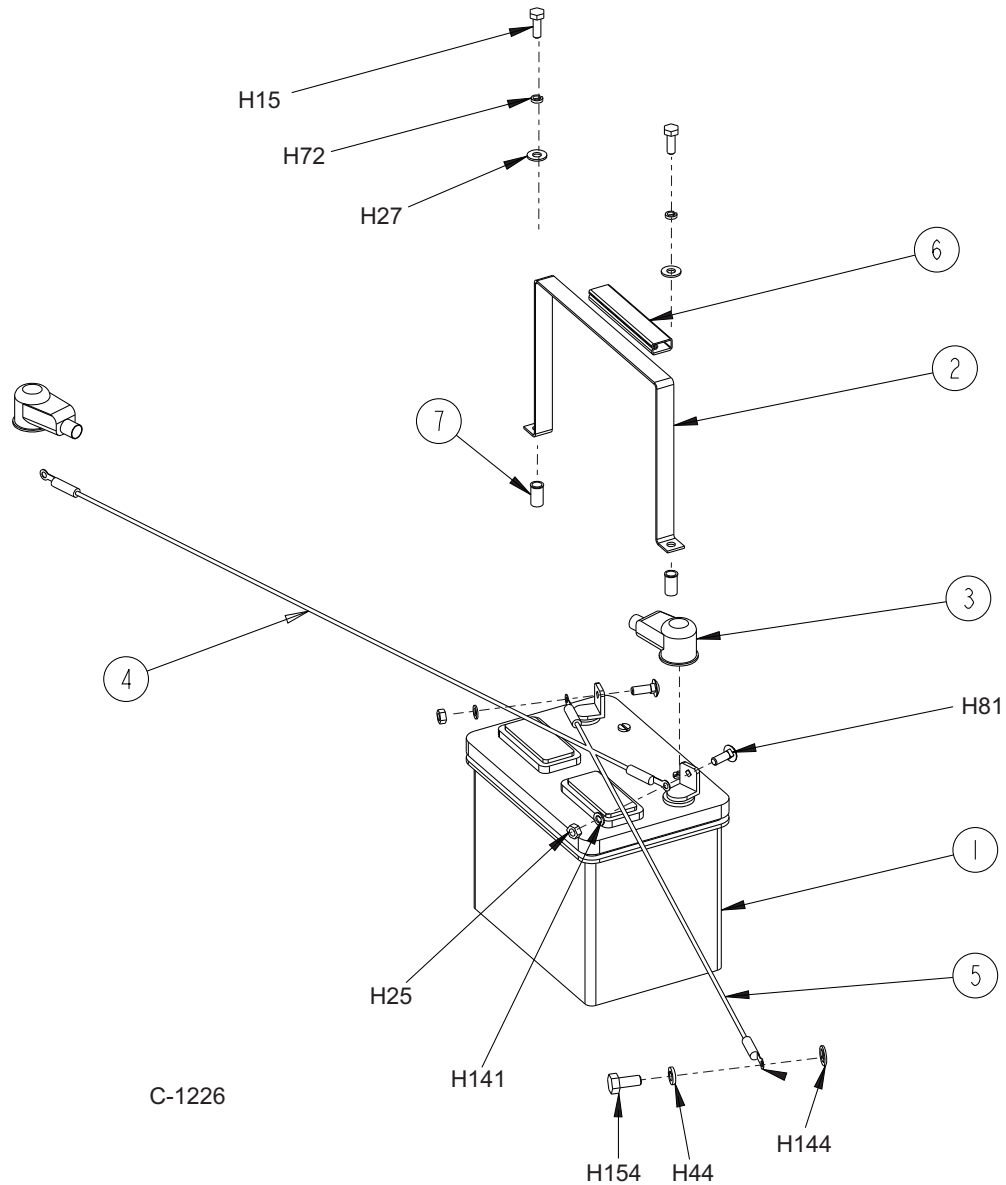
Item	Ref. No.	Qty	Description
1^	8-40-05051	2	Head Light
1*	8-40-05052	2	Head Light
2^	8-40-05044	1	Tail Light
2*	8-40-05053	1	Tail Light
3	2-00-04210	1	Clamp
4^	8-32-09013	1	Horn
4*	8-32-09008	1	Horn
5	8-75-01207	2	Spacer, Tail Light Mounting
6	2-00-02933	2	Screw-PH PN HD #10-24 x 3.50 ZN

**HARDWARE USED:**

H12	2-00-01246	2	Nut, Hex Fiber Insert #10-24
H102	2-00-04795	8	Screw, #10-24 x .750 BHS

^ Use on Gas/LP & Diesel Machines Only

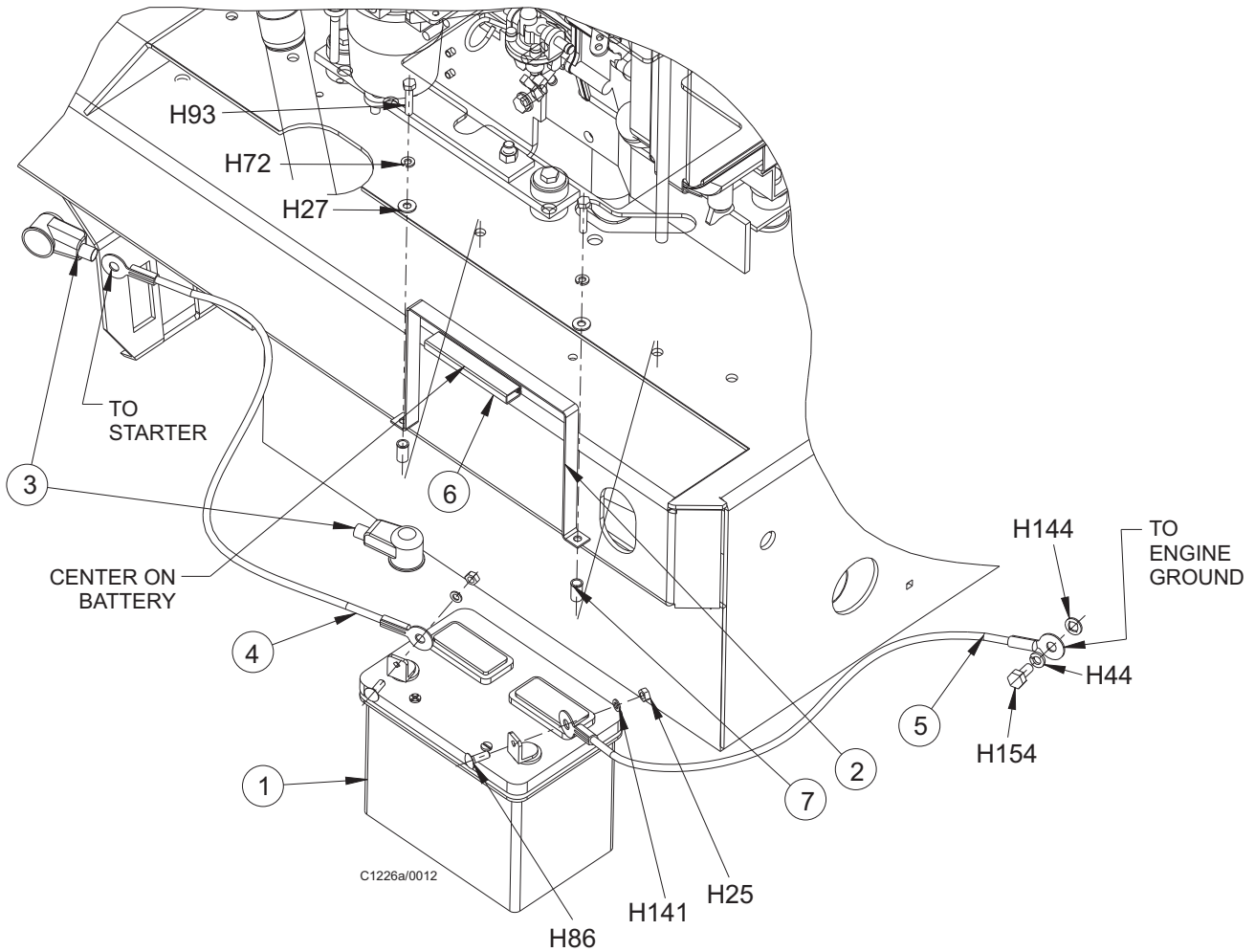
\* Use on Battery Machines Only



Item	Ref. No.	Qty	Description
1	0775-117	1	Battery
2	8-79-00126	1	Strap, Battery
3	2-00-04952	2	Boot, Red
4	8-90-07436	1	Positive Cable
5	8-90-07435	1	Negative Cable
6	8-20-06039	1	Duct, Wire
7	2-00-05261	2	Threaded Insert, 1/4-20

**HARDWARE USED:**

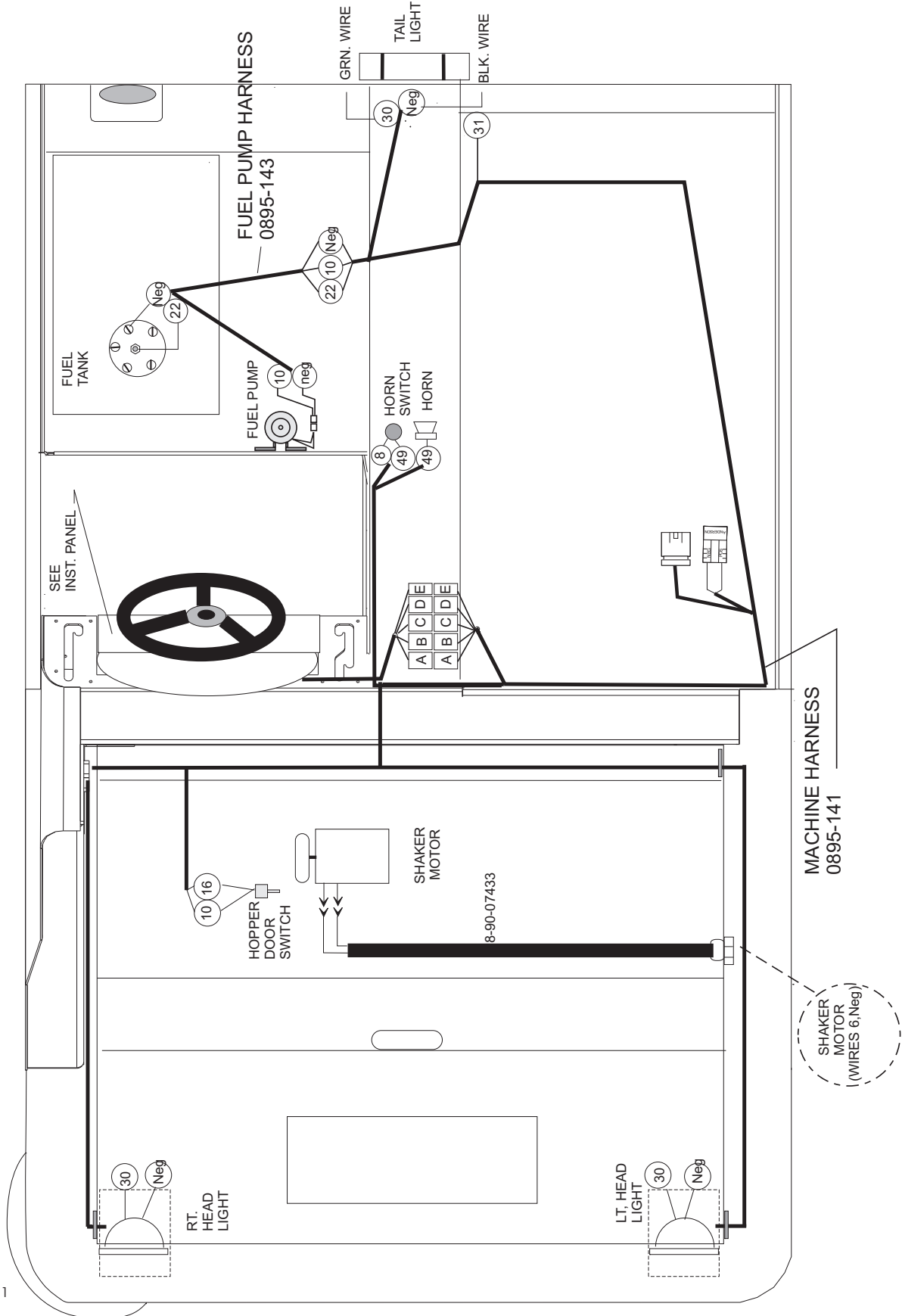
H15	2-00-00221	2	Screw, 1/4-20 x .750 HHC
H25	2-00-00594	2	Nut, Hex 1/4-20 x .437 x .218
H27	2-00-03702	2	Washer, .625 x .281 x .063
H72	2-00-00518	2	Lock Washer, Helical Spring
H86	2-00-03575	1	Carriage Bolt, 1/4-20 x .750
H141	2-00-00501	2	Lock Washer, Int.



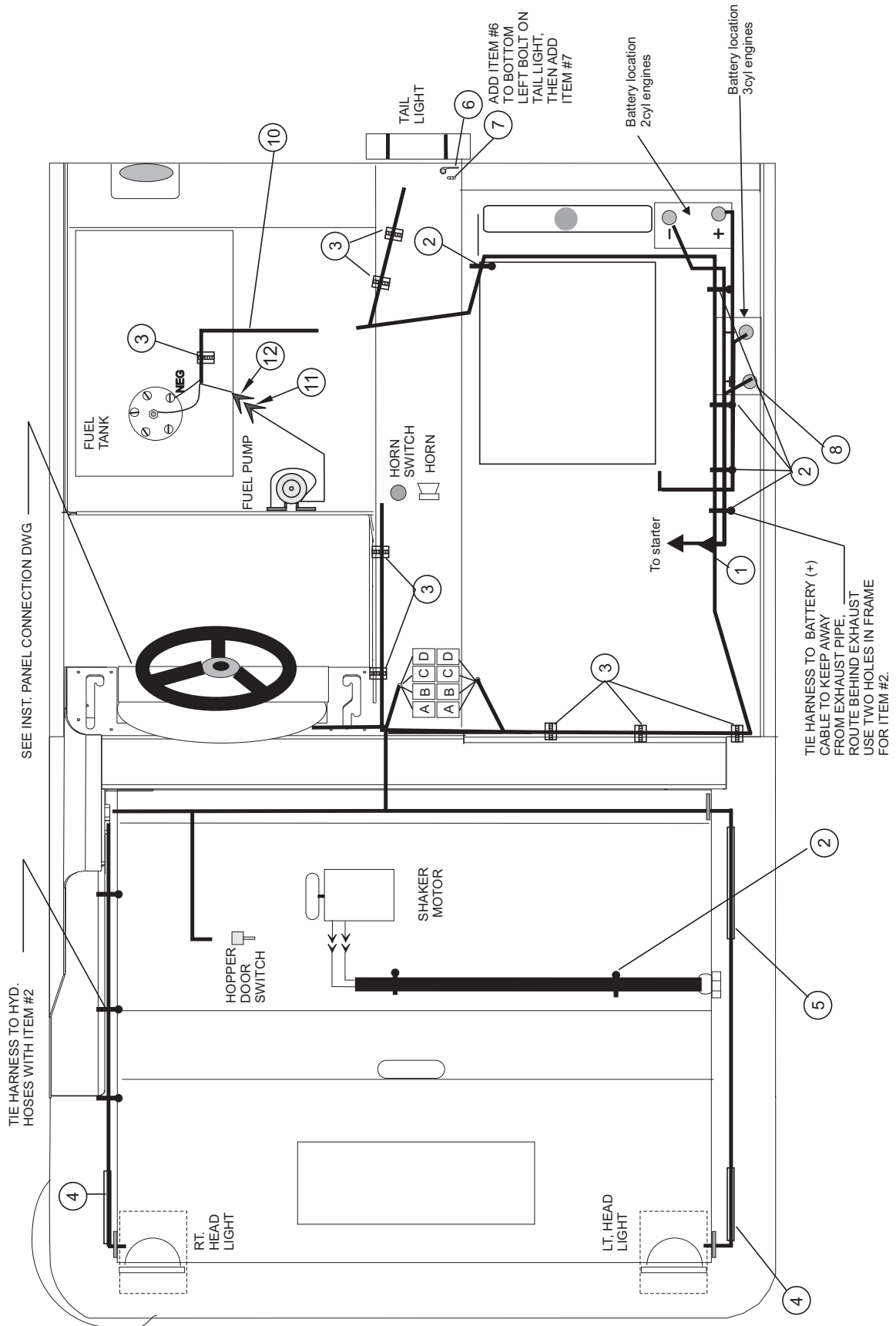
Item	Ref. No.	Qty	Description
1	0775-117	1	Battery
2	8-79-00126	1	Strap - Battery
3	2-00-04952	2	Boot - Red
4	8-90-07436	1	POS Cable
5	8-90-07435	1	NEG Cable
6	8-20-06039	1	Duct - Wire
7	2-00-05261	2	1/4-20 Thd Insert

**HARDWARE USED:**

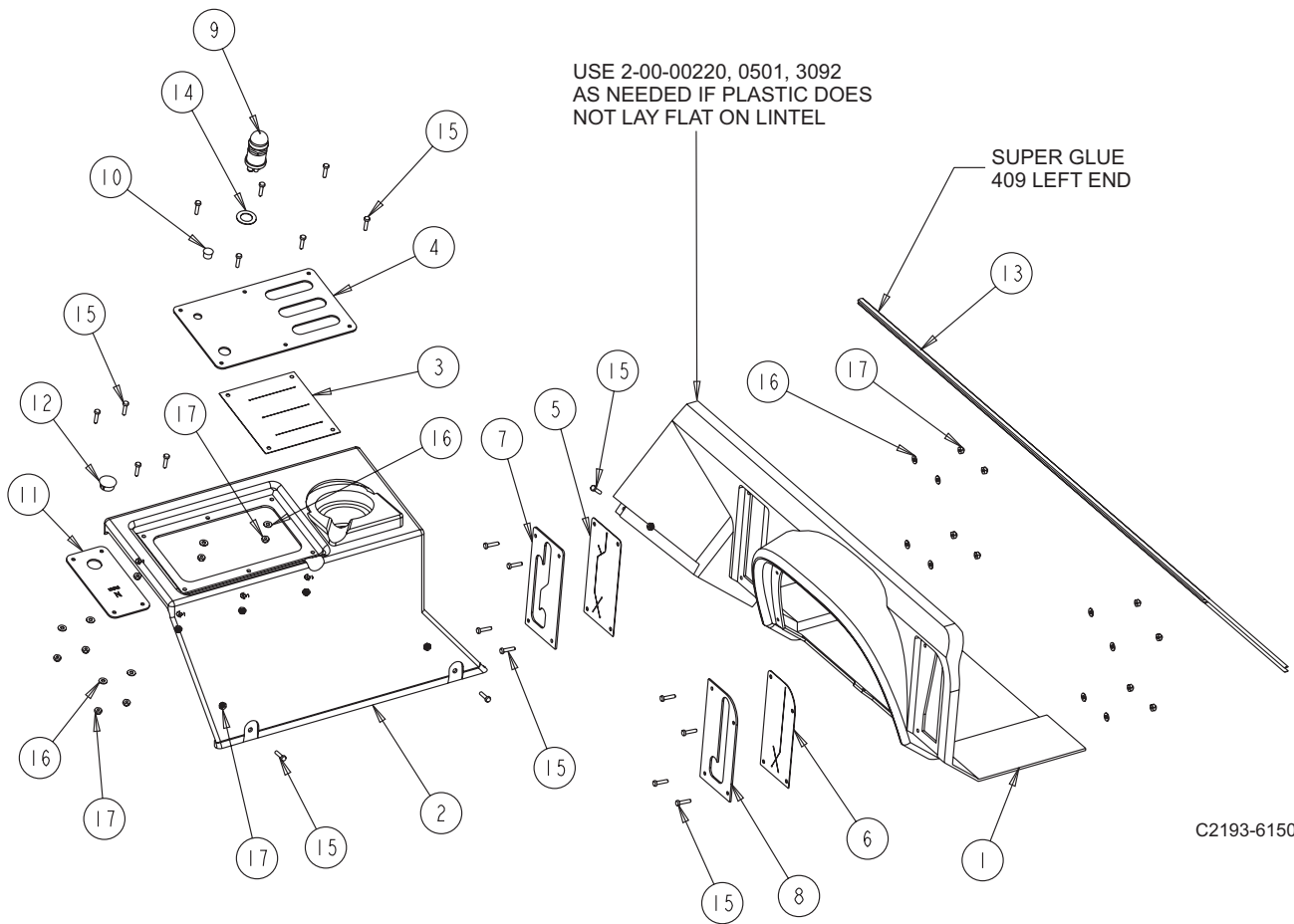
H25	2-00-00594	2	Nut, Hex 1/4-20 x .437 x .218
H27	2-00-03702	2	Washer, .625 x .281 x .063
H44	2-00-00530	2	Lock Washer, 5/16 HS Med.
H72	2-00-00518	2	Lock Washer, Helical Spring
H86	2-00-00221	2	Screw, 1/4-20 x .750 HHC
H93	2-00-00222	2	Screw, 1/4-20 x 1.250 HHM
H141	2-00-00501	2	Lock Washer, Int.
H144	2-00-02303	1	Lock Washer, Int.
H154	2-00-04363	1	Screw, M8-1.250 x .750



C2211

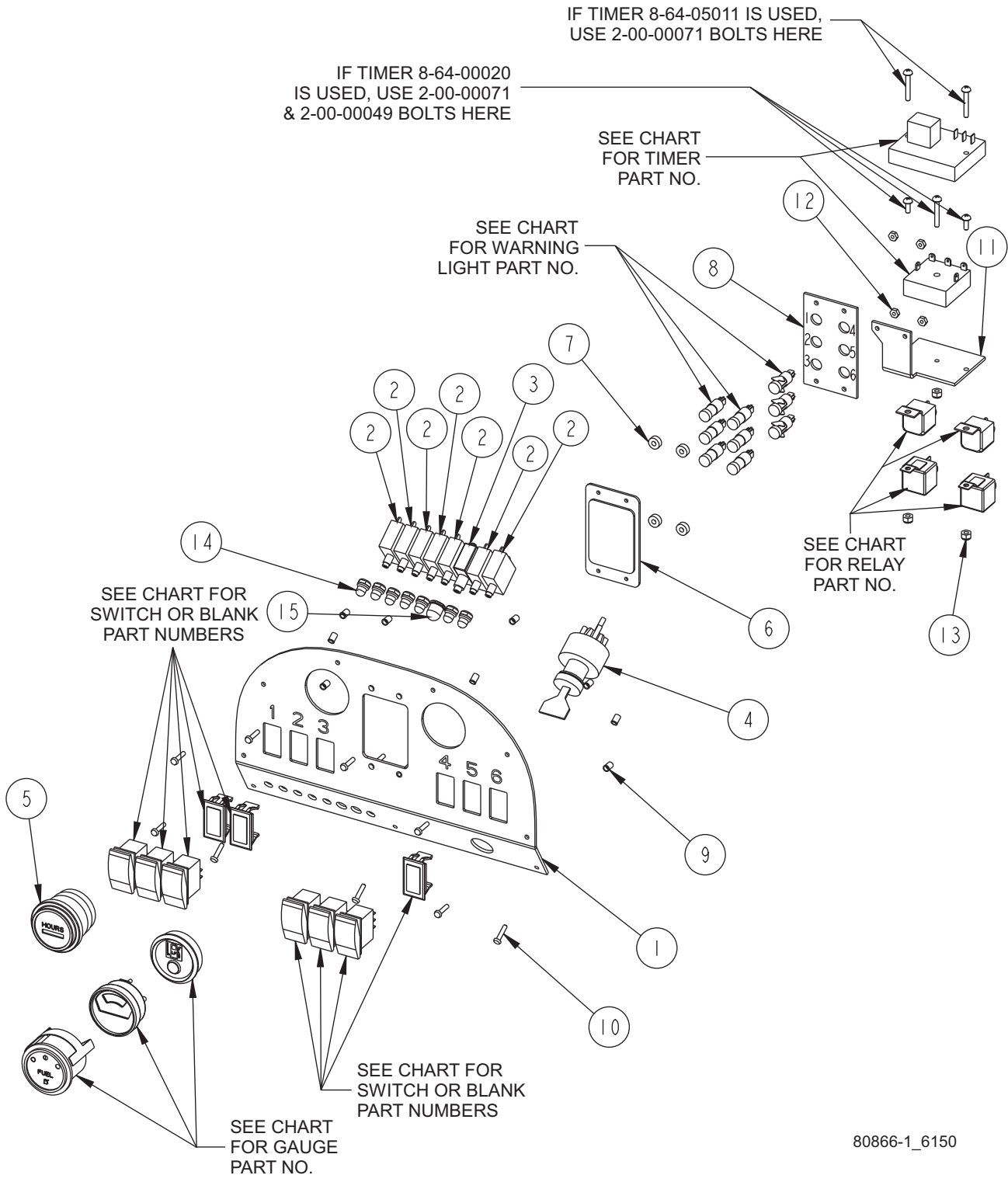


Item	Ref. No.	Qty	Description
1	0895-141	1	Harness, Machine
2	2-00-04345	10	Tye Rap
3	7-13-07096	6	Clamp
4	8-20-06039	2	Duct 4.0"
5	8-20-06036	1	Duct 12.0"
6	2-00-04210	1	Clamp
7	2-00-01246	1	Nut, 10-24 lock
8	2-00-04952	1	Red Boot
9	2-00-04203	1	Black Boot
10	0895-143	1	Harness, Fuel Pump
11	2-00-04551	2	Connector, Male
12	2-00-04584	2	Connector, Female



Item	Ref. No.	Qty	Description
1*	8-33-05118	1	Housing, Instrument
2*	8-33-05119	1	Housing, Center Wall
3	8-16-07356	1	Cover, Valve Slot
4*	8-52-00196	1	Panel, Control Valve
5	8-16-07355	1	Cover, Main Broom Slot
6	8-16-07354	1	Cover, Side Broom Slot
7*	8-52-00194	1	Panel, Main Broom
8*	8-52-00195	1	Panel, Side Broom
9	8-82-00024	1	Horn, Push Button
10	2-00-05283	1	Plug Button
11	8-52-00189	1	Panel, Throttle (Gas, LP, Diesel)
12	2-00-04513	1	Plug (Battery Only)
13	8-68-05081	1	Seal, Trim
14	2-00-02293	1	Lock Washer, Int. Tooth, .63 dia.
15	2-00-05337	21	Screw, #8-32 x .75 BHS SS
16	2-00-00460	18	Flat Washer, .437 x .192 x .031
17	2-00-01372	21	Nut, #8-32 Fiber Insert Lock

\*Part of 0860-630



80866-1\_6150

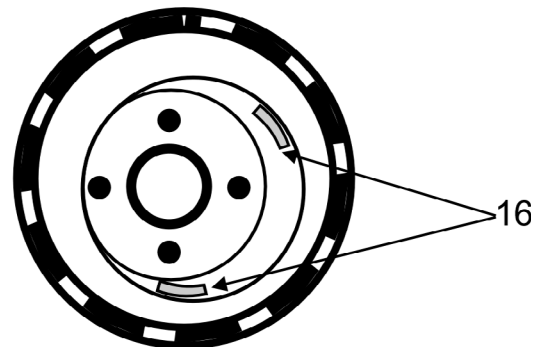
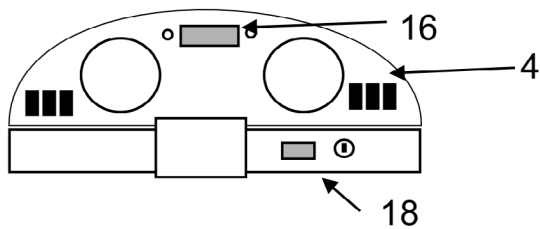
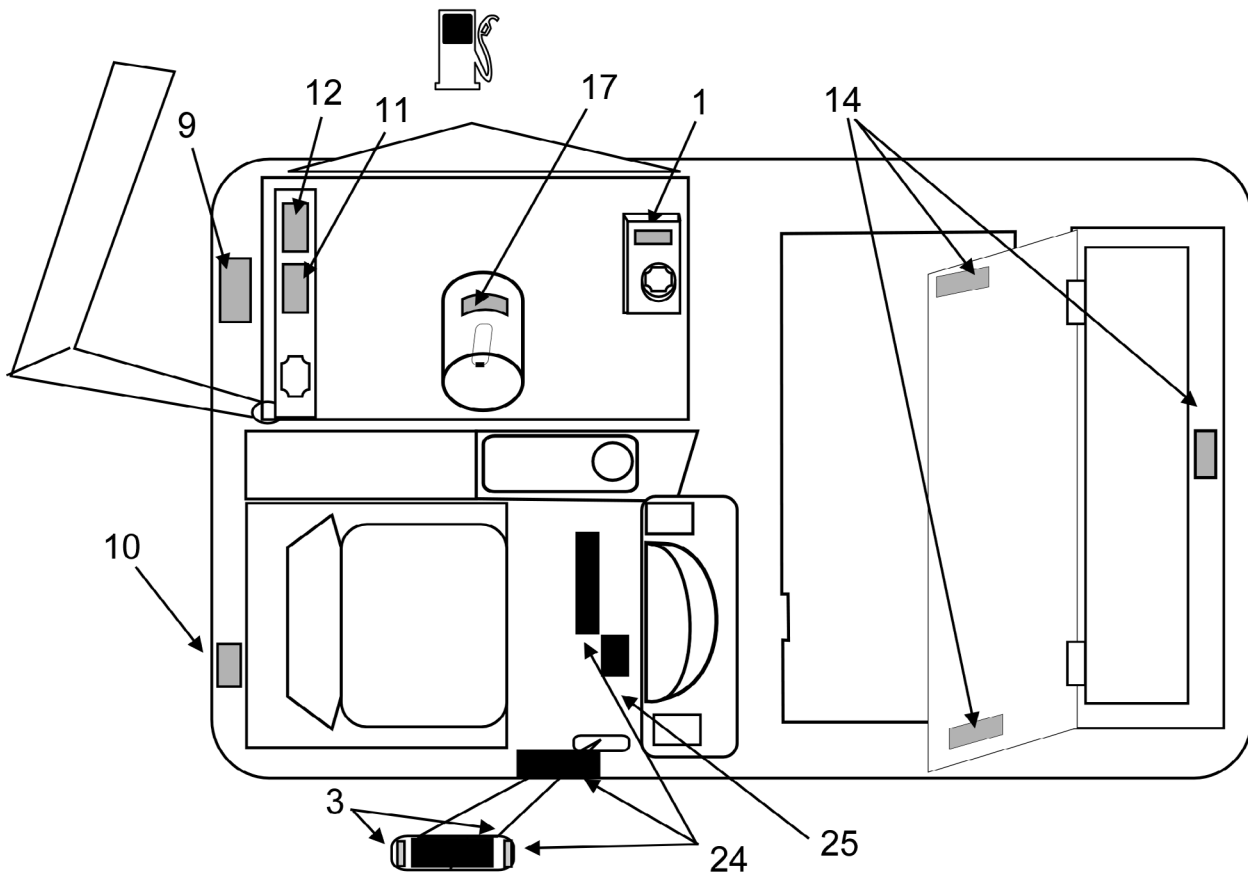
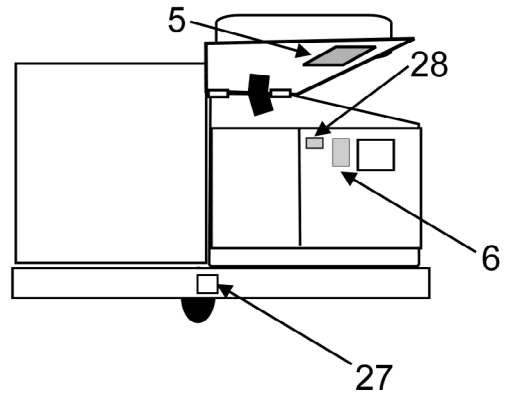
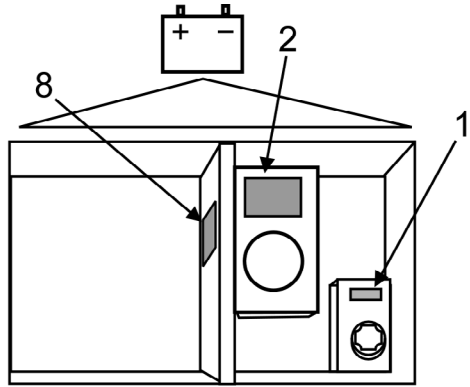
06-5	<b>INSTRUMENT PANEL</b>		
08-7	<b>6150 IC</b>		<b>89</b>

Item	Ref. No.	Qty	Description
1	8-52-00203	1	Panel, Instrument
2	8-64-00008	7	Circuit Breaker (15 amp)
3	7-64-00025	1	Circuit Breaker (25 amp)
4	7-82-00026	1	Switch, Anti-Restart Key
	2-60-02272		Ignition Key: (for 7-82-00026)
5	56478363	1	Gauge, Hour Meter
6	8-41-03014	1	Lens, Warning Light
7	0895-142	1	Harness, Instrument Panel (not shown)
8	8-58-05292-1	1	Plate, Warning Light
9	56109307	9	Insert, #8-32 Threaded
10	2-00-05337	9	Screw, #8-32 x .75 BHSC
11	8-08-00948	1	Bracket, Timer
12	2-00-01372	4	Nut, #8-32 Fiber Insert Lock
13	2-00-01246	3	Nut, #10-24 Elastic Stop
14	8-11-00044	7	Boot
15	56459369	1	Boot, Reset Button

SWITCH POSITIONS						
	1	2	3	4	5	6
	HEAD LIGHTS	WORK LIGHT	GLOW PLUG	FILTER SHAKER	DUST CONTROL	THROTTLE
<b>GAS</b>	8-82-00072	2-00-05375	2-00-05375	8-82-00073	8-82-00072	2-00-05375
<b>LP</b>	8-82-00072	2-00-05375	2-00-05375	8-82-00073	8-82-00072	2-00-05375
<b>DIESEL</b>	8-82-00072	2-00-05375	8-82-00073	8-82-00073	8-82-00072	2-00-05375
<b>BATT.</b>	8-82-00072	2-00-05375	2-00-05375	8-83-00073	8-82-00072	2-00-05375

**0880-646 REAR WORK LIGHT-GAS, LP, DIESEL- (POSITION 2): 8-82-00072**  
**0880-678 REAR WORK LIGHT-BATTERY-(POSITION 2): 8-82-00072**

	LIGHT POSITIONS		GAUGE	TIMER	RELAY (2 PER)
	1 - 3	4 - 6			
<b>GAS</b>	7-40-05052	7-40-05053	8-48-05032	8-64-05011	8-64-05009
<b>LP</b>	7-40-05052	7-40-05053	7-11-04035	8-64-05011	8-64-05009
<b>DIESEL</b>	7-40-05052	7-40-05053	8-48-05032	8-64-05011	8-64-05009
<b>BATT.</b>	NA	7-40-05038	7-48-05024	8-64-00020	8-64-00019



06-5	<b>DECALS</b>			
08-7	<b>6150 IC</b>			<b>91</b>

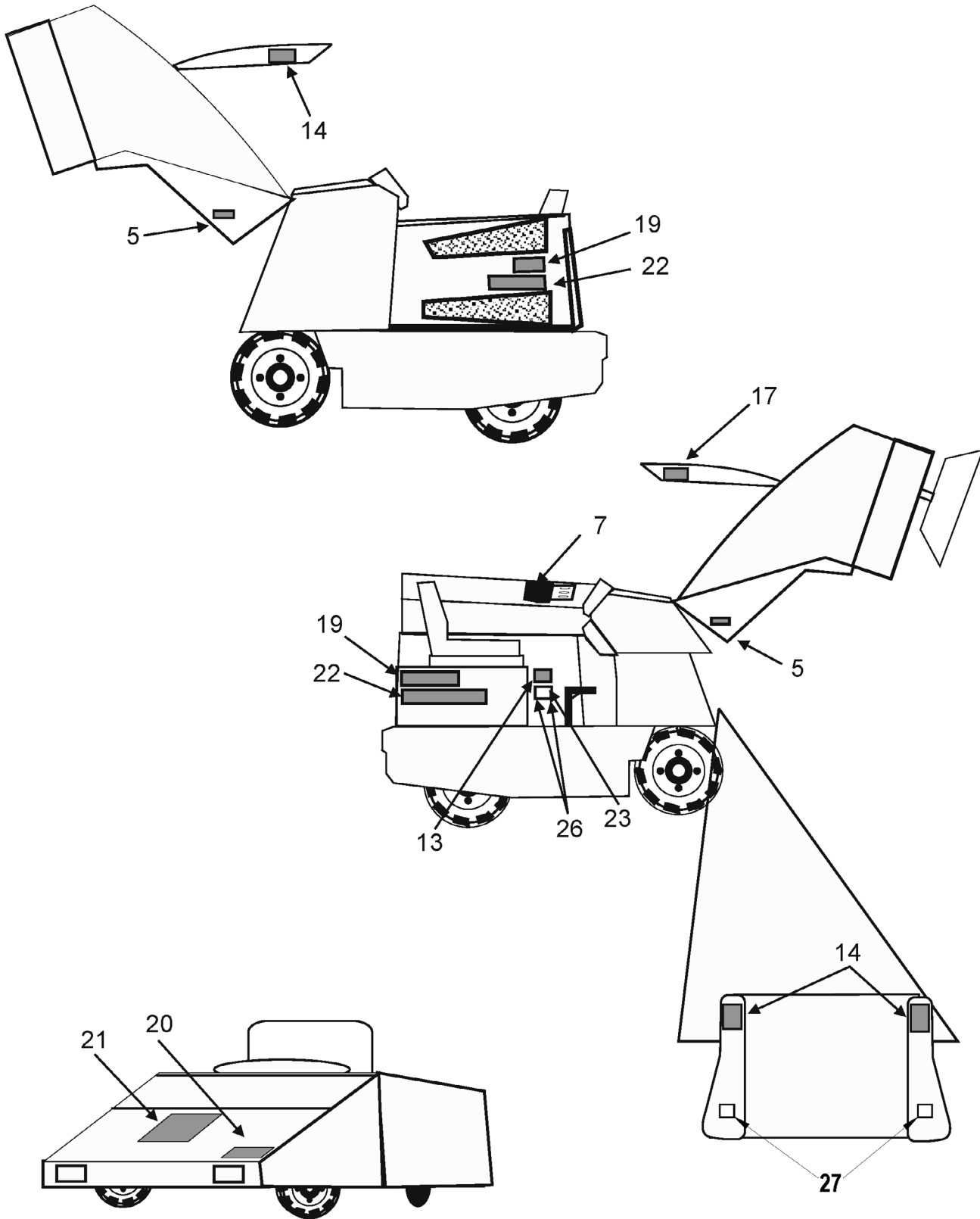
Item	Ref. No.	Qty	Description
1<*	REF	1	Hydraulic Fluid Only
2<*	REF	1	Battery Charging Warning
3	8-18-00490	1	Bi-Directional Pedal - Horizontal
4<~	8-18-00487	1	Blank Square - Option Covers
5<*	REF	3	Cover/Hopper Could Close
6<*	REF	1	Diesel Fuel Only (Diesel only)
6<*	REF	1	Gasoline Only (Gas only)
7<*	REF	1	Do Not Use with Flammables
8<*	REF	1	Electrical Hazard (Battery only)
9<*	REF	1	Exhaust Warning (Gas, LP, Diesel)
10<*	REF	1	Fire Hazard (Gas, Diesel)
11<*	REF	1	Moving Belts - Stay Clear (Gas, LP, Diesel)
12<*	REF	1	Moving Fan Blade - Stay Clear (Gas, LP, Diesel)
13<*	REF	1	Patent /Patents Pending
14<*	REF	7	Pinch Point - Stay Clear
15<*	REF	1	Read Operator's Manual
16<*	REF	3	Split Rim Pneumatic Tires
17<*	REF	1	Surface Hot - Stay Clear (Gas, LP, Diesel)
18<*	REF	1	Turn Off/Lock Wheel
19	8-18-00536	1	6150
20	8-18-00549	1	A-L Technology (small) - Export Only
21	8-18-00525	1	American-Lincoln Logo (medium)
	8-18-00528	1	Alto (large) - Export Only
22	8-18-00524	2	American-Lincoln Logo (small)
	8-18-00548	1	A-L Technology (large) - Export Only
23	REF	1	Serial Plate
24	7-50-05136	3	Non-Skid
25	8-50-05055	1	Non-Skid
26	2-00-04115	2	Rivets
27	56109273	3	Decal, Jack Point
28	56109404	1	Decal, Low Sulfur Diesel <b>(Diesel only) (American-Lincoln only)</b>

~Can be ordered separately but is also included in 0760-855

<No-Text Warning Decals and English Text Decals contained in Kit 0760-855

\*ALL WARNING/SAFETY DECALS WITH TEXT SOLD IN A KIT BY LANGUAGE:

DANISH	0760-850	ITALIAN	0760-851
DUTCH	0760-849	FRENCH	0760-847
NORWEGIAN	0760-852	SPANISH	0760-846
SWEDISH	0760-853	PORTUGUESE	0760-854
GERMAN	0760-848	ENGLISH	0760-880#



06-5	<b>DECALS (continued)</b>			
07-10	<b>6150 IC</b>			<b>93</b>

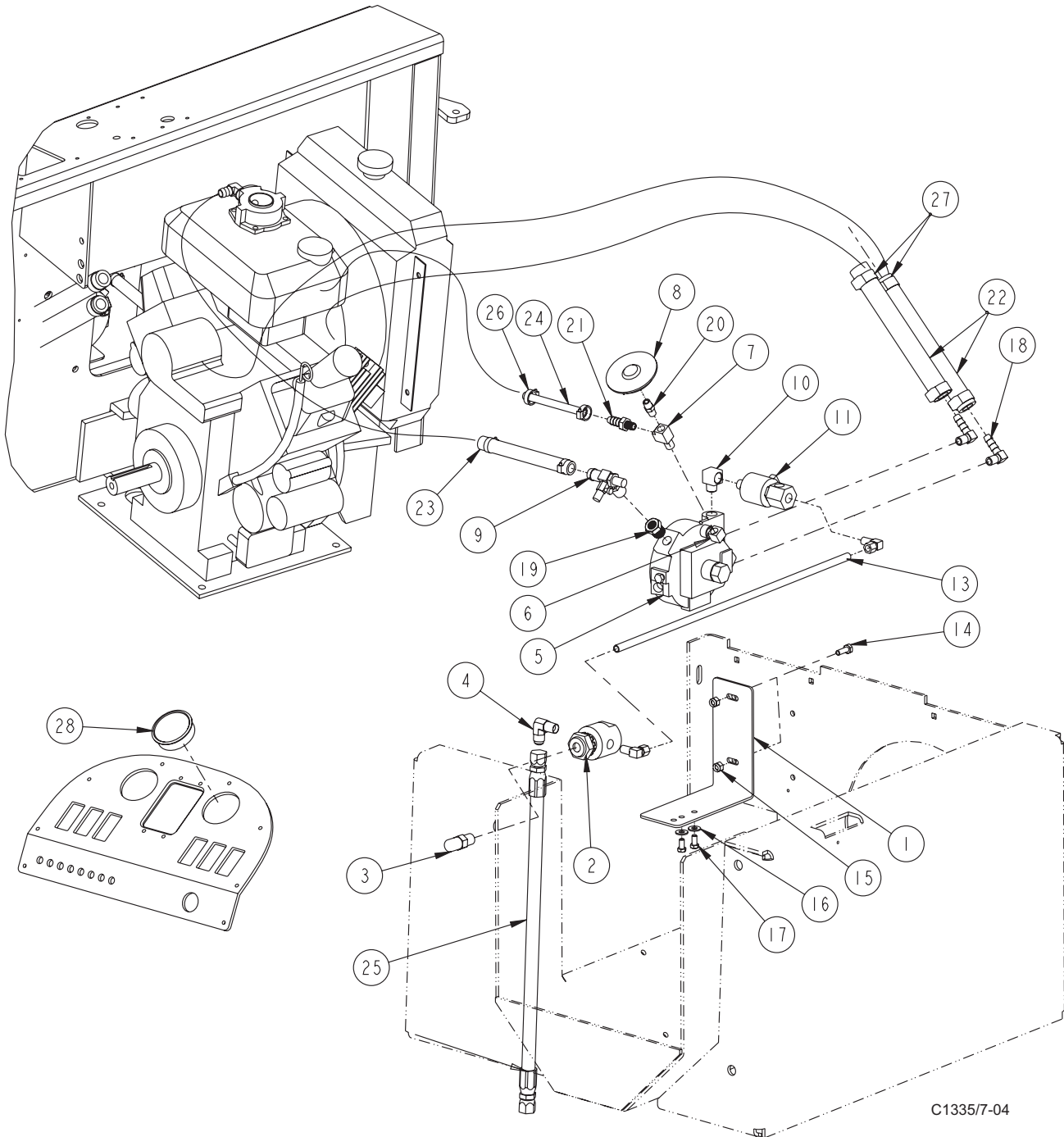
Item	Ref. No.	Qty	Description
1<*	REF	1	Hydraulic Fluid Only
2<*	REF	1	Battery Charging Warning
3	8-18-00490	1	Bi-Directional Pedal - Horizontal
4<*-	8-18-00487	1	Blank Square - Option Covers
5<*	REF	3	Cover/Hopper Could Close
6<*	REF	1	Diesel Fuel Only (Diesel only)
6<*	REF	1	Gasoline Only (Gas only)
7<*	REF	1	Do Not Use with Flammables
8<*	REF	1	Electrical Hazard (Battery only)
9<*	REF	1	Exhaust Warning (Gas, LP, Diesel)
10<*	REF	1	Fire Hazard (Gas, Diesel)
11<*	REF	1	Moving Belts - Stay Clear (Gas, LP, Diesel)
12<*	REF	1	Moving Fan Blade - Stay Clear (Gas, LP, Diesel)
13<*	REF	1	Patent /Patents Pending
14<*	REF	7	Pinch Point - Stay Clear
15<*	REF	1	Read Operator's Manual
16<*	REF	3	Split Rim Pneumatic Tires
17<*	REF	1	Surface Hot - Stay Clear (Gas, LP, Diesel)
18<*	REF	1	Turn Off/Lock Wheel
19	8-18-00536	1	6150
20	8-18-00549	1	A-L Technology (small) - Export Only
21	8-18-00525	1	American-Lincoln Logo (medium)
	8-18-00528	1	Alto (large) - Export Only
22	8-18-00524	2	American-Lincoln Logo (small)
	8-18-00548	1	A-L Technology (large) - Export Only
23	REF	1	Serial Plate
24	7-50-05136	3	Non-Skid
25	8-50-05055	1	Non-Skid
26	2-00-04115	2	Rivets
27	56109273	3	Decal, Jack Point

~Can be ordered separately but is also included in 0760-855

<No-Text Warning Decals and English Text Warning Decals contained in Kit 0760-855

\*ALL WARNING/SAFETY DECALS WITH TEXT SOLD IN A KIT BY LANGUAGE:

DANISH	0760-850	ITALIAN	0760-851
DUTCH	0760-849	FRENCH	0760-847
NORWEGIAN	0760-852	SPANISH	0760-846
SWEDISH	0760-853	PORTUGUESE	0760-854
GERMAN	0760-848	ENGLISH	0760-880



C13357-04

06-5

**2-CYLINDER LP (CE MODELS ONLY)**

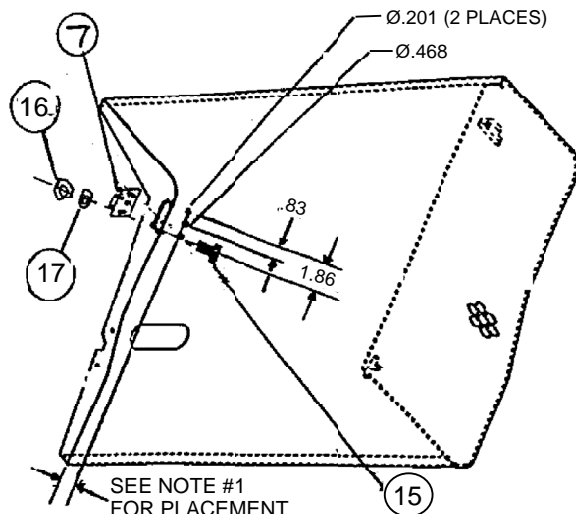
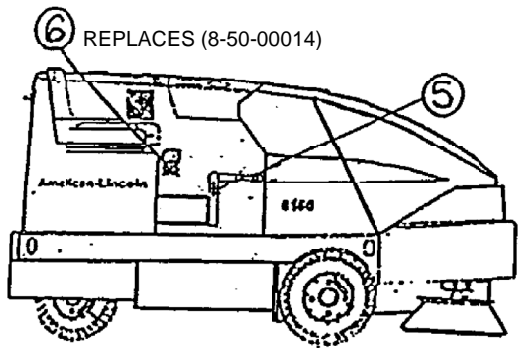
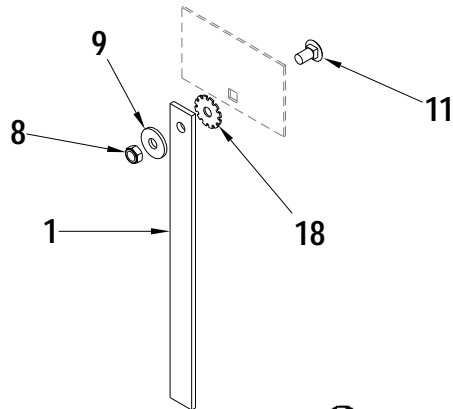
09-2

**6150 IC****95**

Item	Ref. No.	Qty	Description
1	7-08-01285	1	Bracket, LP Regulator
2	2-00-06093	1	Fitting, 1/4 NPT 3-way Bulkhead
3	2-00-06094	1	Fitting, 1/4 NPT LP Relief Vent
4	8-56-05023	1	Fitting, 1/4 NPT 45° Flare Elbow
5	2-60-02316	1	LP Regulator, Beam 60 (N19-7100)
6	2-00-06097	1	Fitting, 1/8 NPT M x 1/8 NPT F 90°
7	2-00-06098	1	Fitting, 1/8 NPT MXF XF Tee
8	7-82-00060	1	Switch, Vacuum
9	2-00-06101	1	Fitting, Fuel Outlet
10	56111309	1	Street Elbow, 1/8 x 1/8
11	2-60-02315	1	Lock-Off, LP Inline (N3-0342)
12	2-00-03815	2	Fitting, 3/8 Tube x 1/4 NPT 90° SS Elbow
13	7-87-02247	1	Tube, LP High Pressure
14	2-00-00221	2	Bolt, 1/4 x 3/4 long Fin. Hex Head
15	2-00-00641	2	Nut, 1/4-20 Fiber Insert
16	2-00-03702	2	Washer, .625 x .281 x .063
17	2-00-00219	2	Bolt, 1/4-20 Fin. Hex Head
18	2-00-05464	2	Elbow Fitting, 1/4 NPT x 3/8 Barb
19	2-00-01135	1	Bushing, 1/4 NPT F x 3/8 NPT M
20	2-00-06096	1	Fitting, 1/8 NPT Hex Nipple
21	2-00-05983	1	Fitting, 1/8 NPT x 5/16 Hose Barb
22	7-33-02658	2	Hose, 5/8 ID x 30" long Heater
23#		1	Hose, 12mm ID x 16.5" long LP
24	7-33-02660	1	Hose, LP Vapor (24" long)
25	7-33-02654	1	Hose, LP High Pressure (19.25" long)
26	2-00-05363	4	Clamp, Hose
27	2-00-03407	4	Clamp, Witteck #10P Hose
28	2-00-05281	1	Plug, Fuel Gauge

# = Revised or new since last update

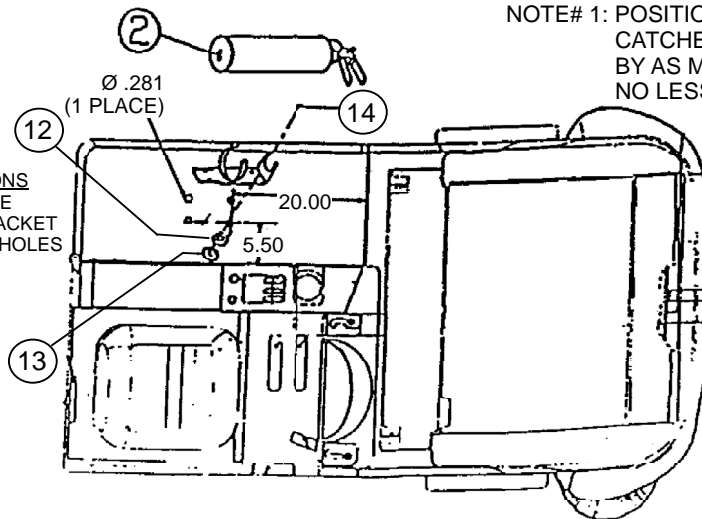
BROOM CHAMBER



NOTE# 1: POSITION HOLE WHERE LATCH CATCHES AND HOLES BY AS MUCH AS POSSIBLE BUT NO LESS THAN 3/16".

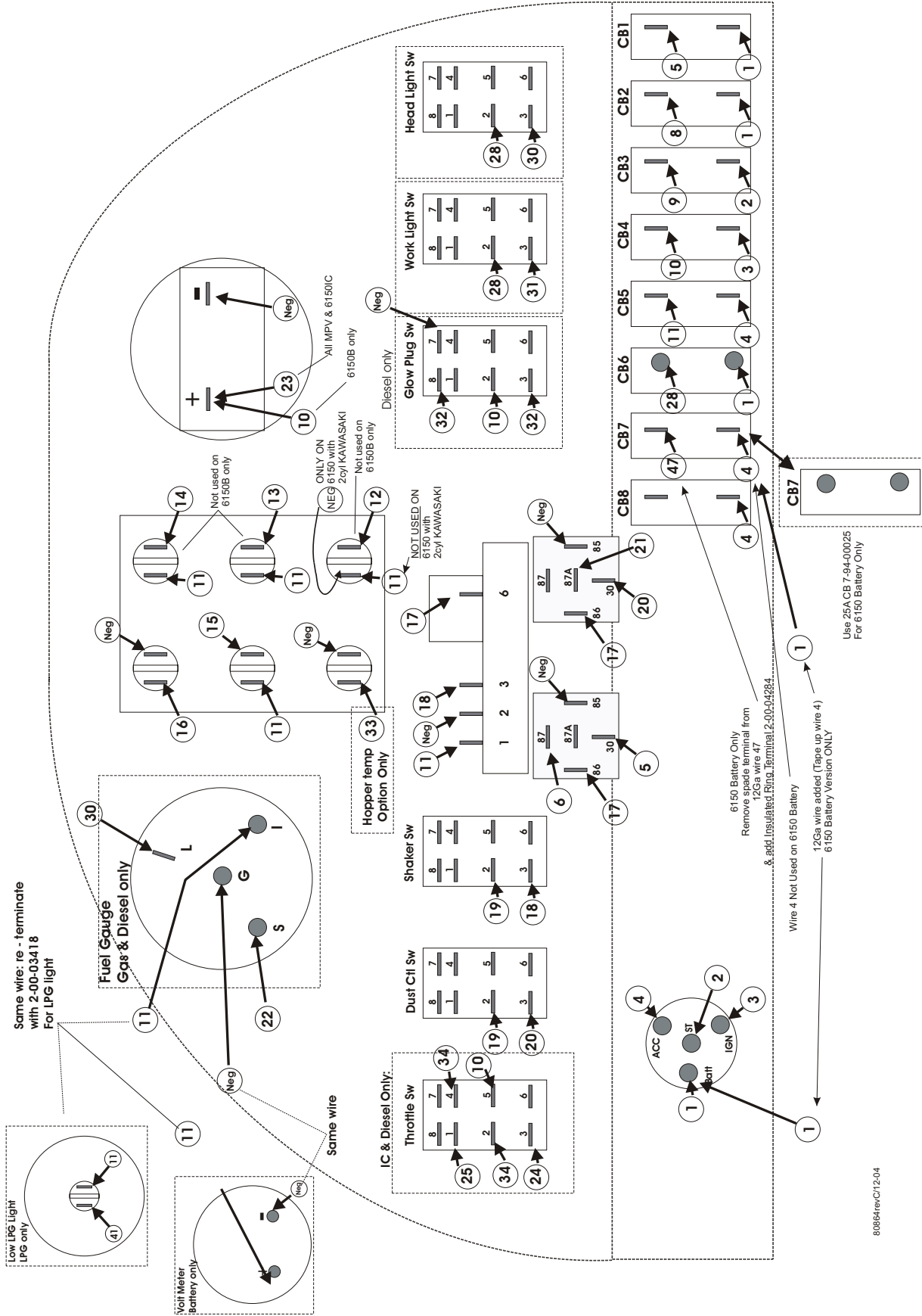
ENGINE COVER: TOP VIEW

- MOUNTING INSTRUCTIONS
1. DRILL ONE  $\varnothing .281$  HOLE
  2. MOUNT FIRE EXT. BRACKET
  3. DRILL REMAINING (3) HOLES ACCORDINGLY

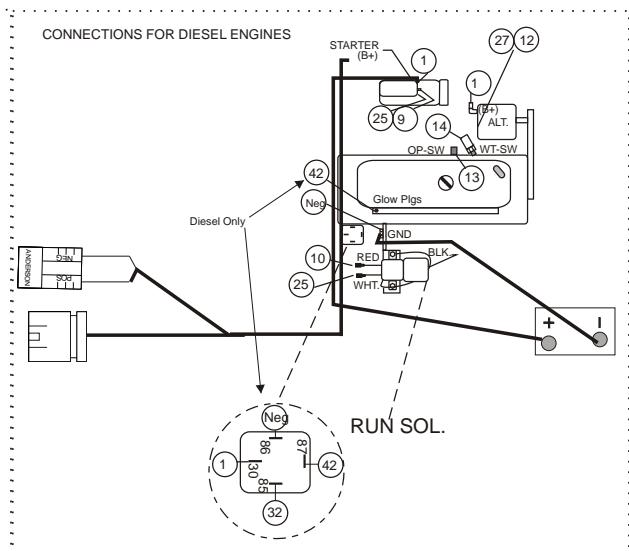
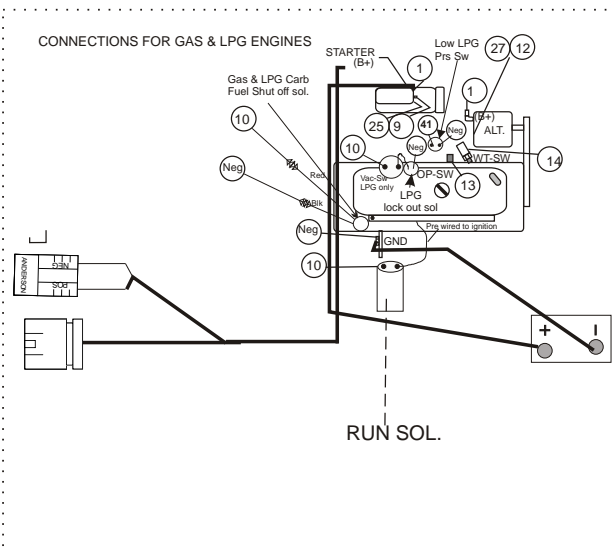
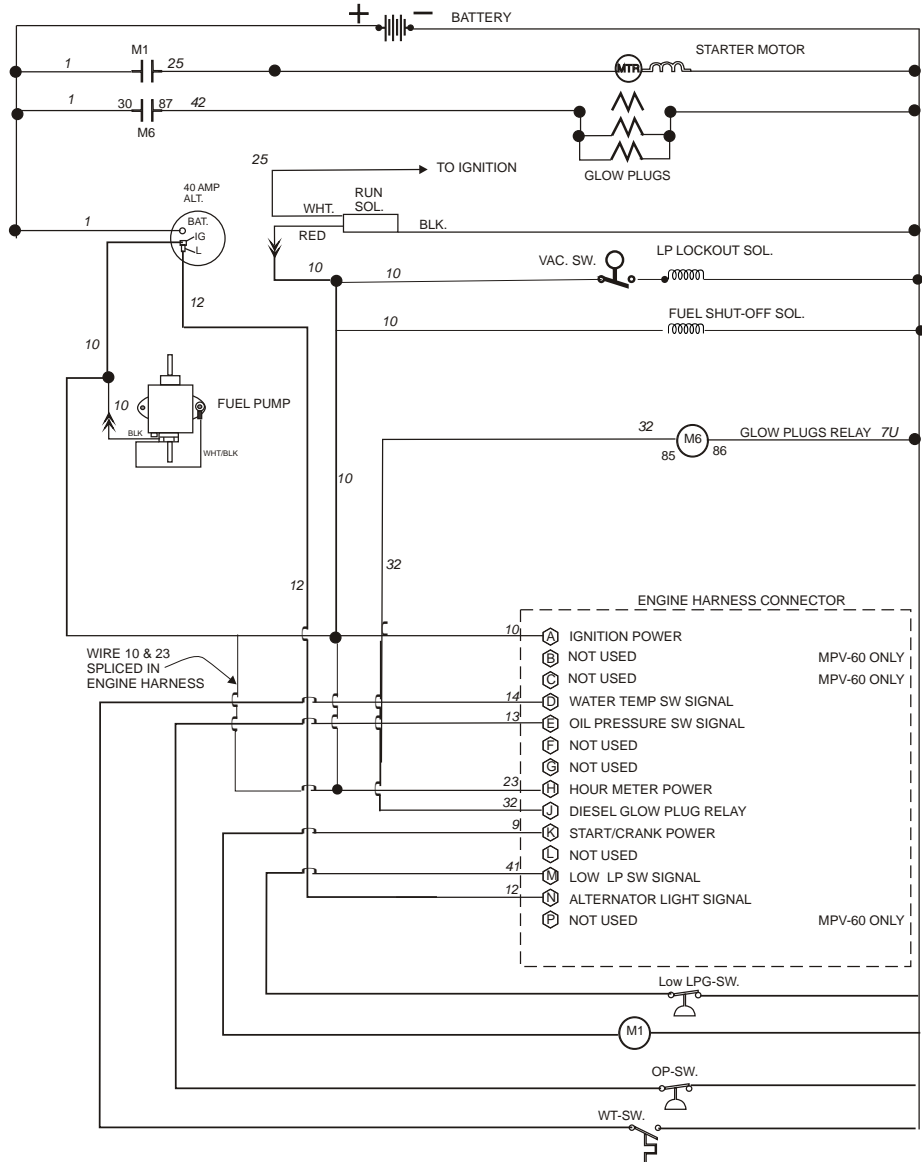


06-5	<b>CE - KIT</b>		
08-7	<b>6150 IC</b>		<b>97</b>

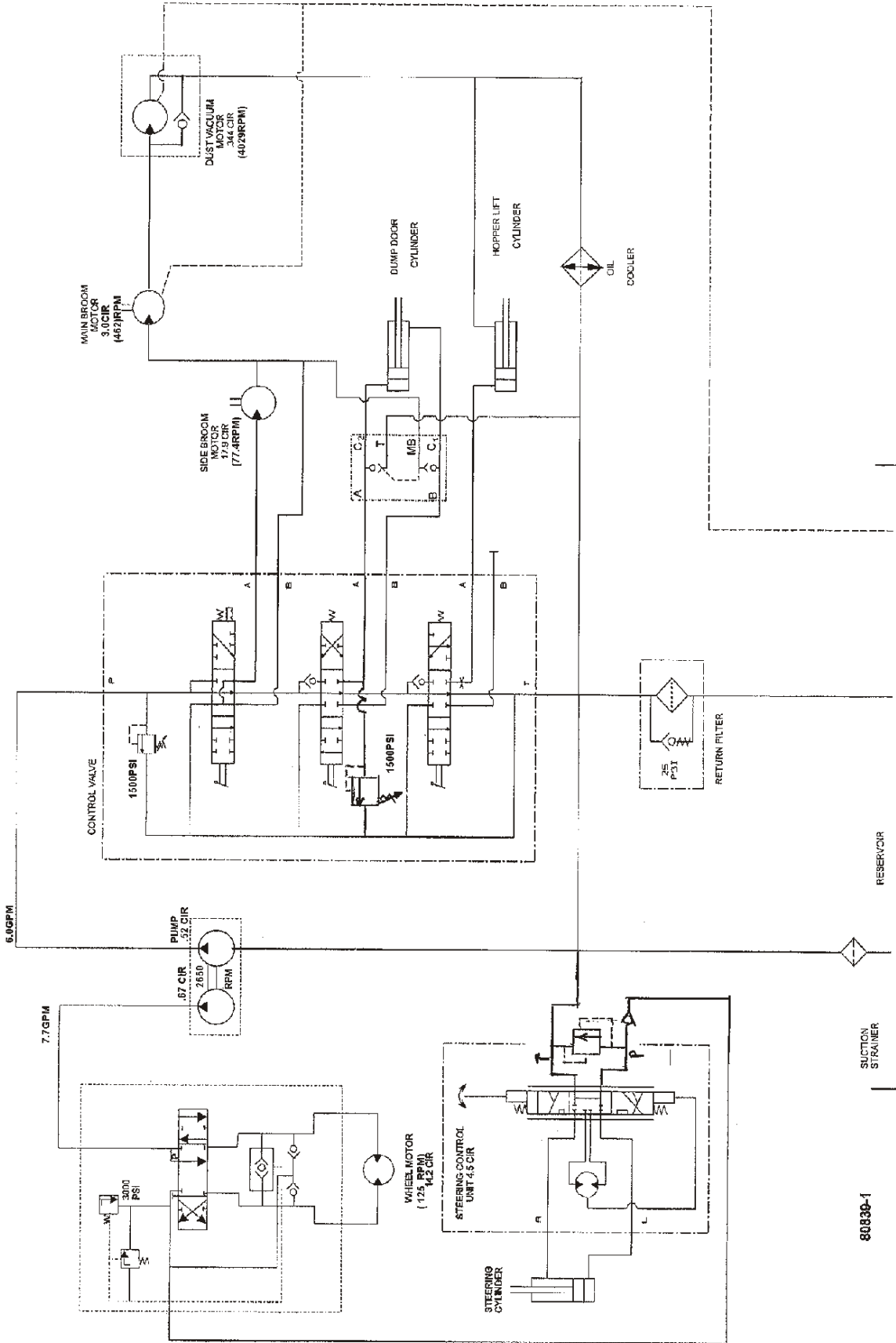
Item	Ref. No.	Qty	Description
1	56416517	1	Static Strap
2	8-83-04033	1	Fire Extinguisher (Placement Shown)
3	0880-650	1	Back-up Alarm (see Options)
4	8-41-05087	1	Latch (placement shown)
5	7-41-05099	1	Brake Handle (replaces 7-41-05083)
6	NA	1	CE Serial Plate (see decals)
7	8-31-06090	2	Latch Key
8	2-95-04182	1	Nut, Hex Nyl Loc 3/8-16
9	2-00-03266	1	Fan Washer
10			Intentionally Omitted
11	2-00-03855	1	Bolt, 3/8-16 x 1.00
12	2-00-03702	6	Washer-FL .625 x .281 x .063
13	2-00-00641	4	Nut-INS-Fiber .25-20 S.S. 42 NE-040
14	2-00-00220	6	Screw-HHS .25-20 x .63 GR 8 ZN
15	2-00-03062	2	Screw, #10-24 x.063 THM
16	2-00-01246	2	Insert, #10-24 Thin Nylon
17	2-00-00426	2	Flat Washer, .500 x .219 x .063
18	2-00-03829	1	Lock Washer, Int./Ext/ Tooth



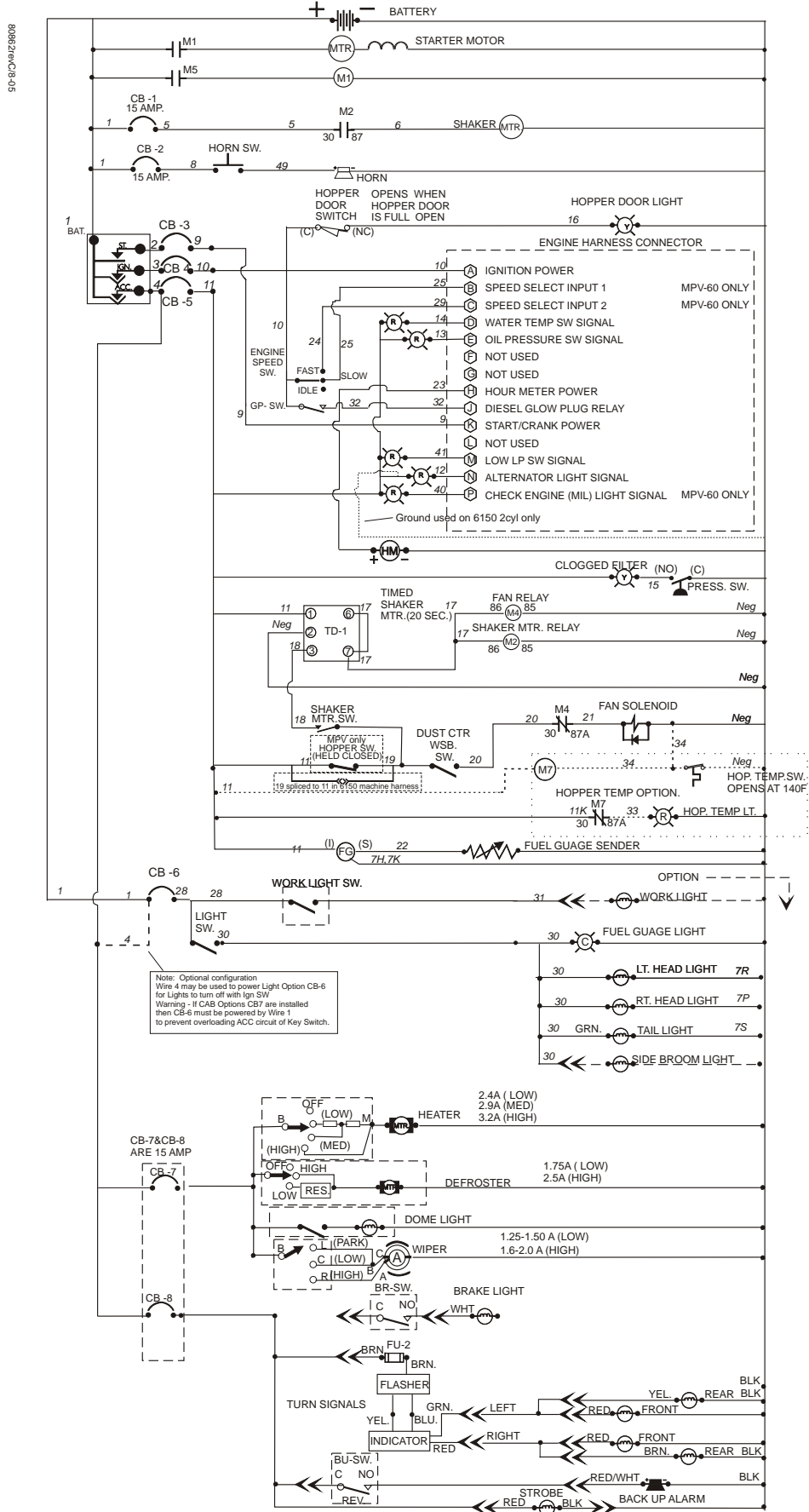
80864revC12.04

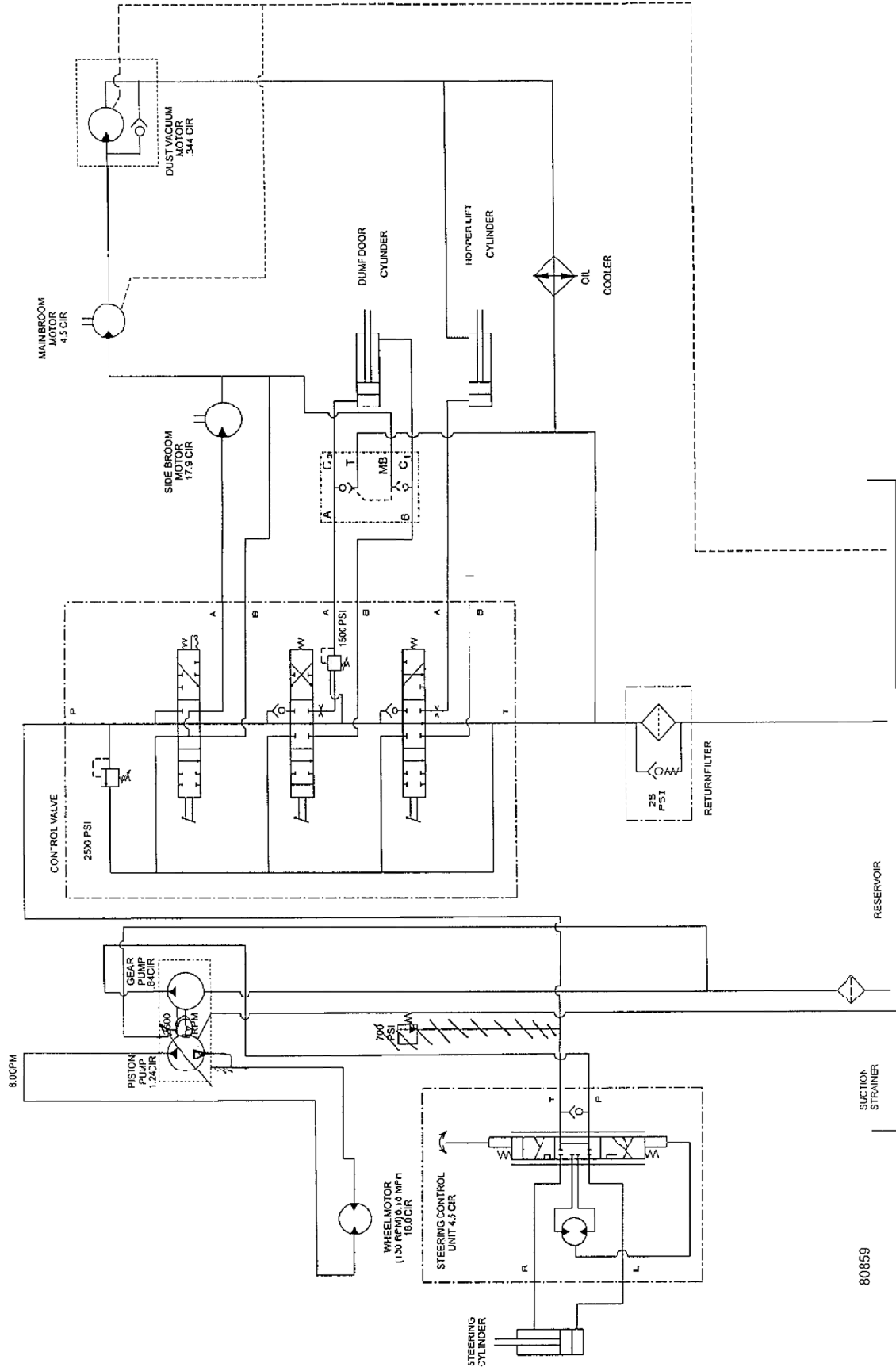






80839-1





## **American-Lincoln®**

14600 21<sup>st</sup> Avenue North  
Plymouth, MN 55447-3408  
[www.americanlincoln.com](http://www.americanlincoln.com)  
Phone: 800-331-7692  
Fax: 877-877-2586  
©2009 American-Lincoln