



Electronic Service Manuals

This electronic document is provided as a service to our customers. We do not create the contents of the information contained in this document. Should you have detailed questions pertaining to the information contained in this document, you may contact Michco, or the manufacturer which provided the original information in this electronic deliverable. Michco's only part in this electronic deliverable was the electronic assembly process. By providing this manual on line we are not guaranteeing parts availability.

You may contact Michco through the following methods:

Phone (517) 484-9312 or (800) 331-3339

2011 N. High St. -- Lansing, Michigan -- 48906

Fax: (517) 484-9836

Email: CustServe@Michco.com

Web site: www.Michco.Com

Parts Web site: www.FloorMachineParts.Com

Order Parts on Line at:

www.FloorMachineParts.Com

Directly to Parts & Service:

By Email: **Shop@Michco.com**

By Fax: (517) 702-2041

By Voice: Use numbers above.

Serving the Cleaning Industry Since 1922

Notice: All copyrighted material remains property of original owners, all trademarks are property of respective owners. Manuals are subject to Manufacturer's reproduction limitations. Originals or reproductions were provided by manufacturers through a request. We make no warranty as to the correctness of information provided in this document and you assume all risk. By placing these manuals on line we are not declaring our corporation to be an manufacturer authorized dealer or provider, please check our web site for authorized manufacturers we represent.

SC7740

Sweeper/Scrubber



Parts List & Options

After Serial Number 691146
for American-Lincoln MODELS 505-312, 505-313, 505-314, 505315

American-Lincoln®

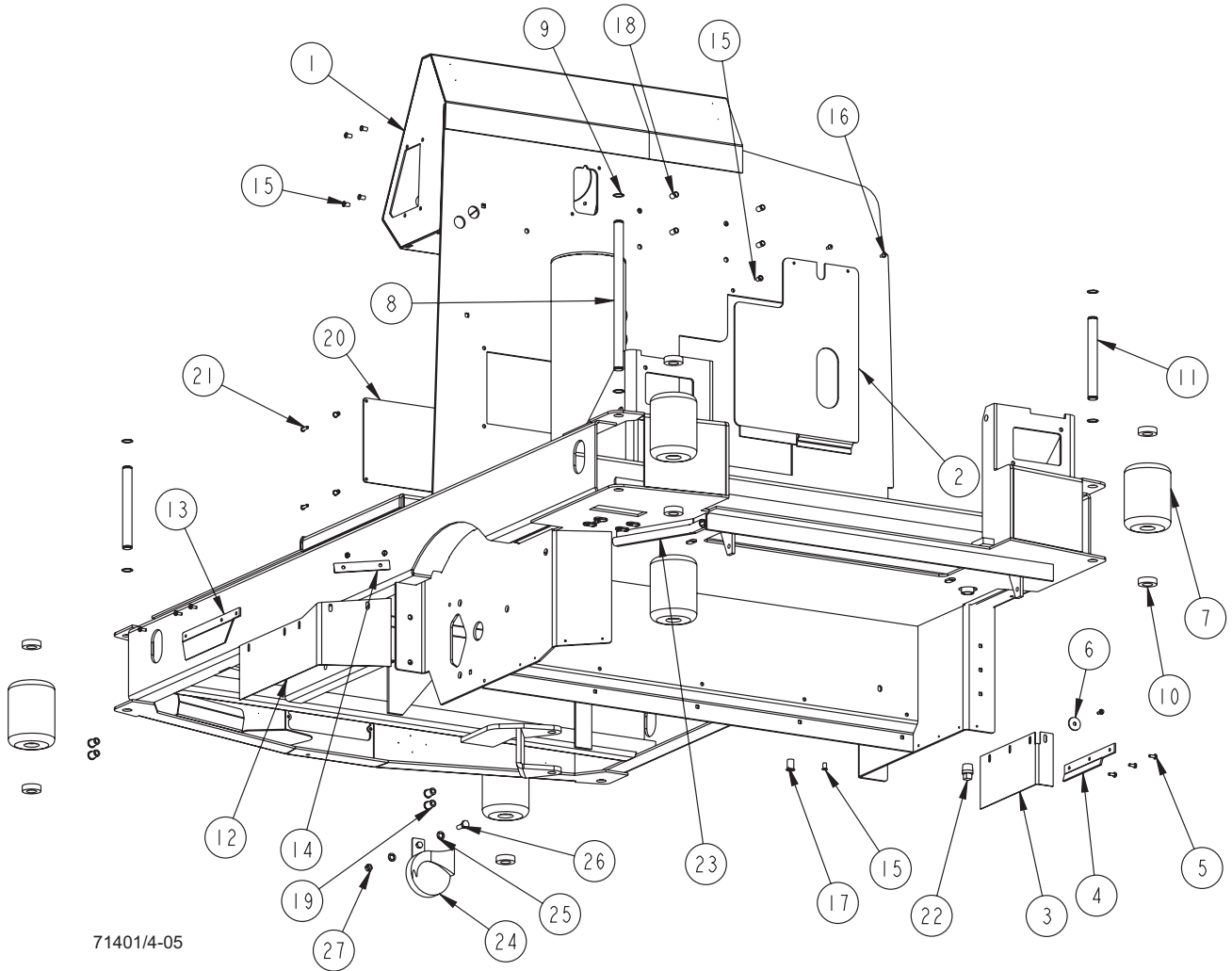
CHAPTER 2 TABLE OF CONTENTS

Main Frame & Flaps	2-2
Cover-Hopper/Engine	2-8
Drive Wheel Assembly	2-10
Front Wheels	2-14
Parking Brake	2-16
Swing Squeegee Support	2-18
Squeegee Lift	2-20
Rear Squeegee (40")	2-22
Rear Squeegee (46")	2-24
Side Squeegee (40")	2-26
Side Squeegee (46")	2-27
Solution Vac	2-28
Main Broom Lift	2-30
Main Broom	2-32
Side Broom	2-34
Side Broom	2-36
Hopper	2-38
Scrub Deck Lift (40")	2-40
Scrub Deck Lift (46")	2-42
Scrub Deck (40")	2-44
Scrub Deck (46")	2-46
Recovery Tank	2-48
Solution Tank	2-50
Solution Control	2-51
Steering, Tilt	2-52
Forward/Reverse Assembly	2-54
Engine Assembly (Gas/LP)	2-56
Engine Battery	2-60
Fuel Tank	2-62
LP Tank	2-63
Dust Control	2-64
Hydraulic Subassembly	2-66
Hydraulic Hoses/Fittings-Low Pressure Manifold	2-68
Hydraulic Hoses/Fittings-High Pressure Manifold	2-70
Hydraulic Hoses/Fittings-Return Manifold	2-72
Hydraulic Hoses/Fittings-Drive Wheel Motor	2-74
Hydraulic Hoses/Fittings-Steering Pump	2-75
Hydraulic Hoses/Fittings-Scrub Deck Motors & Lift Cylinder-40"	2-76
Hydraulic Hoses/Fittings-Scrub Deck Motors & Lift Cylinder-46"	2-77
Hydraulic Connections Diagram-40" & 46" Scrub Deck	2-78
Hydraulic Hoses/Fittings-Squeegee Lift Cylinder	2-79
Hydraulic Hoses/Fittings-Dust Control Motor	2-80
Hydraulic Hoses/Fittings-Solution Vacuum Motor	2-81
Hydraulic Hoses/Fittings-Hopper Cylinder	2-82
Hydraulic Hoses/Fittings-Main & Side Broom Motors	2-83
Hydraulic Hoses/Fittings-Pumps	2-84
Hydraulic Hoses/Fittings-Hydraulic Reservoir	2-85
Seat & Support	2-86
Decals	2-88
Control Panel	2-90
Instrument Panel (GAS)	2-92
Instrument Panel (LP)	2-93
Instrument Panel Connection Diagram (GAS)	2-95
Instrument Panel Connection Diagram (LP)	2-96
Machine Harness Routing Diagram	2-97
Machine Harness Connections Diagram	2-98
Engine Harness Connections Diagram	2-99
Power Panel Connection Diagram	2-100
Electrical Schematic	2-101
Elect. Schem. (con't)	2-102
Elect. Schem. (Input/Output Logic)	2-103
Hydraulic Schematic	2-104

MAIN FRAME & FLAPS

<u>Key No.</u>	<u>Part Number</u>	<u>Description</u>	<u>Qty.</u>
1	7-27-07236	Main Frame	1
2	7-52-00206	Panel-Electrical Access, Bulkhead	1
3	7-25-08089	Flap, Main Broom (Left Side)	1
4	7-13-07204	Clamp, Flap (Left)	1
5	2-00-03940	Screw, #10-24 x .50 T/C HH	9
6	2-00-01676	Flat Washer, 1.062 x .265 x .062	1
7	7-66-05011-1	Roller, Bumper	5
8	7-55-08172	Pin, Roller Bumper, Side Broom	1
9	2-00-00540	Ring, Retainer (ext #5100-75 for 3/4 D)	8
10	2-00-05529	Spacer, Bumper Roller	8
11	7-55-08173	Pin, Roller Bumper	3
12	7-25-08088	Flap, Main Broom (Right Side)	1
13	7-13-07207	Clamp, Flap (Left)	1
14	7-13-07206	Clamp, Flap (RH Front)	1
15	2-00-05262	Insert, 10-24 Threaded	11
16	2-00-00049	Screw, # 10-24 x .50 RHM	2
17	2-00-05347	Insert, 3/8-16 Threaded	1
18	2-00-05261	Insert, 1/4-20 Threaded	4
19	2-00-05330	Insert, 5/16-18 Threaded	4
20	7-52-00190	Panel, Hydroback Access	1
21	2-00-00056	Screw, #10-24 x .75 RHM	4
22	2-00-02474	Plug, 1/2 NPT	1
23	7-29-00314	Gasket, Hopper	1
24	8-32-09013	Horn	1
25	2-00-02303	Lock Washer, 5/16 HS Med.	2
26	2-00-00206	Bolt, 5/16-18 x 3/4	1
27	2-00-00644	Nut, 5/16-18 Fiber Insert Hex	1

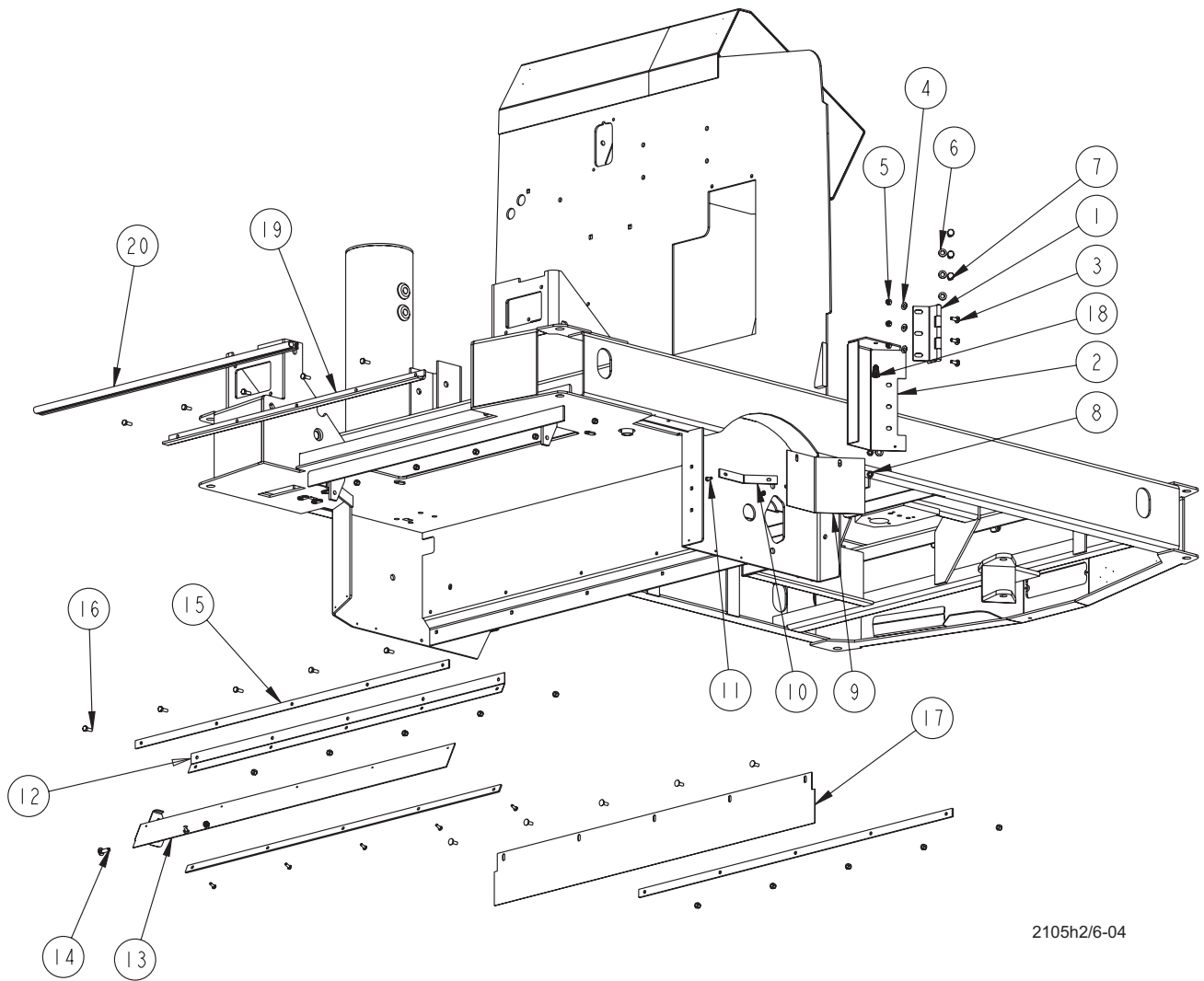
71401/4-05



MAIN FRAME & FLAPS CON'T.

<u>Key No.</u>	<u>Part Number</u>	<u>Description</u>	<u>Qty.</u>
1	7-32-00039	Hinge, Broom Door	1
2	7-52-00172	Panel, Broom Door	1
3	2-00-03575	Carriage Bolt, 1/4-20 x 3/4 GR5 ZN	8
4	2-00-03702	Washer, .625 x .281 x .063	3
5	2-00-00641	Nut, 1/4-20 Fiber Insert	18
6	2-00-00409	Flat Washer, .687 x .344 x .062	7
7	2-00-00208	Screw, 5/16-18 x .75	3
8	2-00-00644	Hex Nut, 5/16-18 Insert Fiber	4
9	7-25-08090	Flap, Main Broom Door Panel	1
10	7-13-07205	Clamp, Flap (Panel)	1
11	2-00-03940	Screw, T/C HH #10-24 x .50 LG	7
12	7-32-00042	Hinge, Main Broom Baffle	1
13	7-05-01003	Baffle, Main Broom	1
14	2-00-00196	Carriage Bolt, .31-18 x 1.0 GR5 ZN	1
15	7-13-07203	Clamp, MB Chamber Rear Flap	3
16	2-00-00221	Hex Head Bolt. 1/4-20 x 3/4 LH Finished	10
17	7-25-08091	Flap, Main Broom Rear	1
18	7-23-03119	Plunger, MB Door Spring	1
19	7-08-01172	Bracket, Gasket	1
20	7-29-00315	Gasket, Hopper	1

C2105h2/6-04

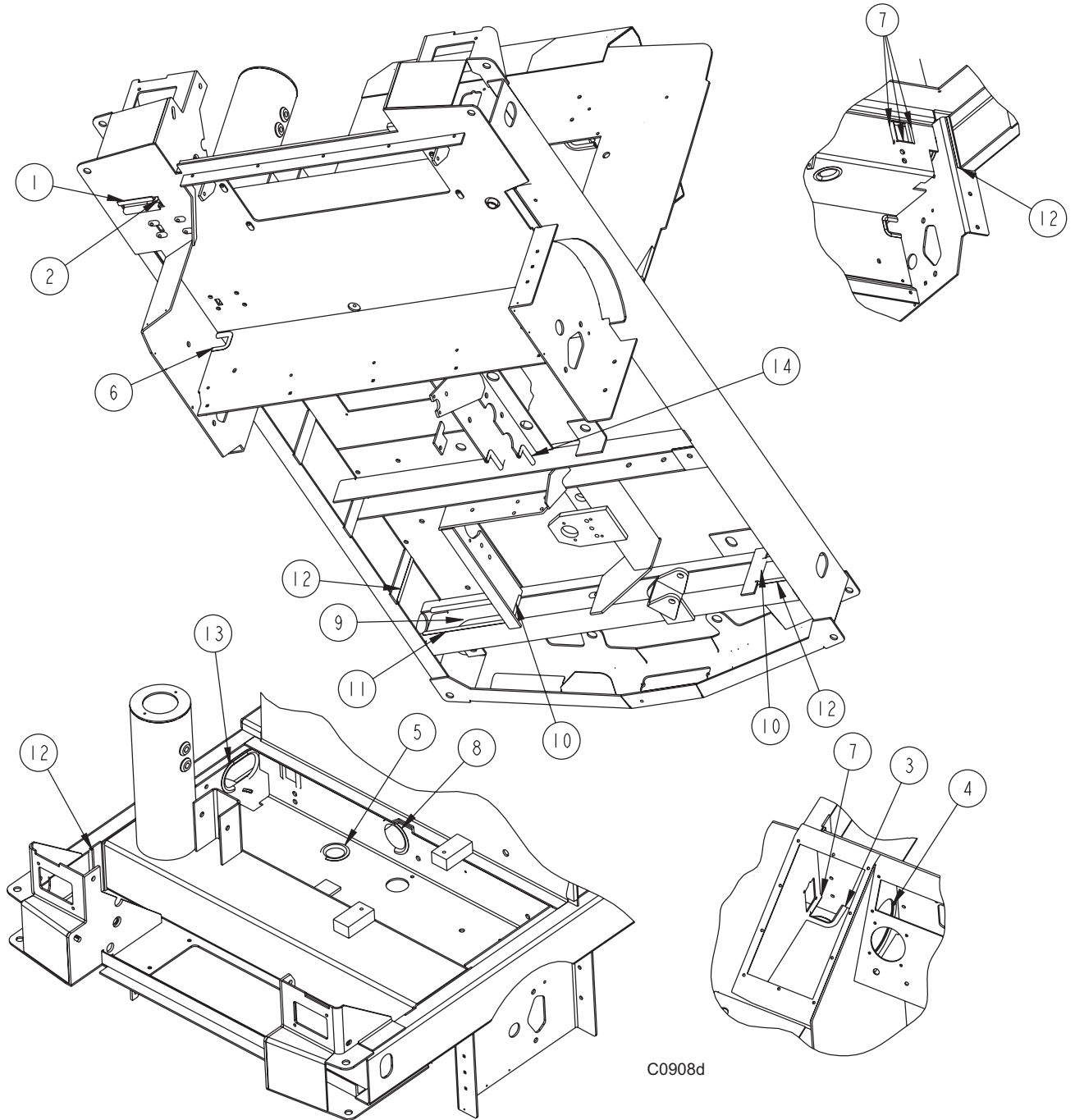


2105h2/6-04

MAIN FRAME & FLAPS CON'T.

<u>Key No.</u>	<u>Part Number</u>	<u>Description</u>	<u>Qty.</u>
1	7-21-04028	Edging, Hyd Hose	2
2	7-21-04057	Edging	1
3	8-21-04033	Edging, Hyd Hose	1
4	7-21-04058	Edging	1
5	7-21-04050	Edging, Frame	1
6	7-21-04051	Edging, Frame	1
7	7-21-04056	Edging	1
8	7-21-04058	Edging	1
9	8-21-04055	Edging	1
10	7-21-04045	Edging, Brake Link	2
11	7-21-04044	Edging, Access Panel	2
12	8-08-07053	Edging, Access Panel	5
13	7-21-04048	Edging, Frame	1
14	8-21-04034	Edging, Access Panel	2

C0908d/6-04

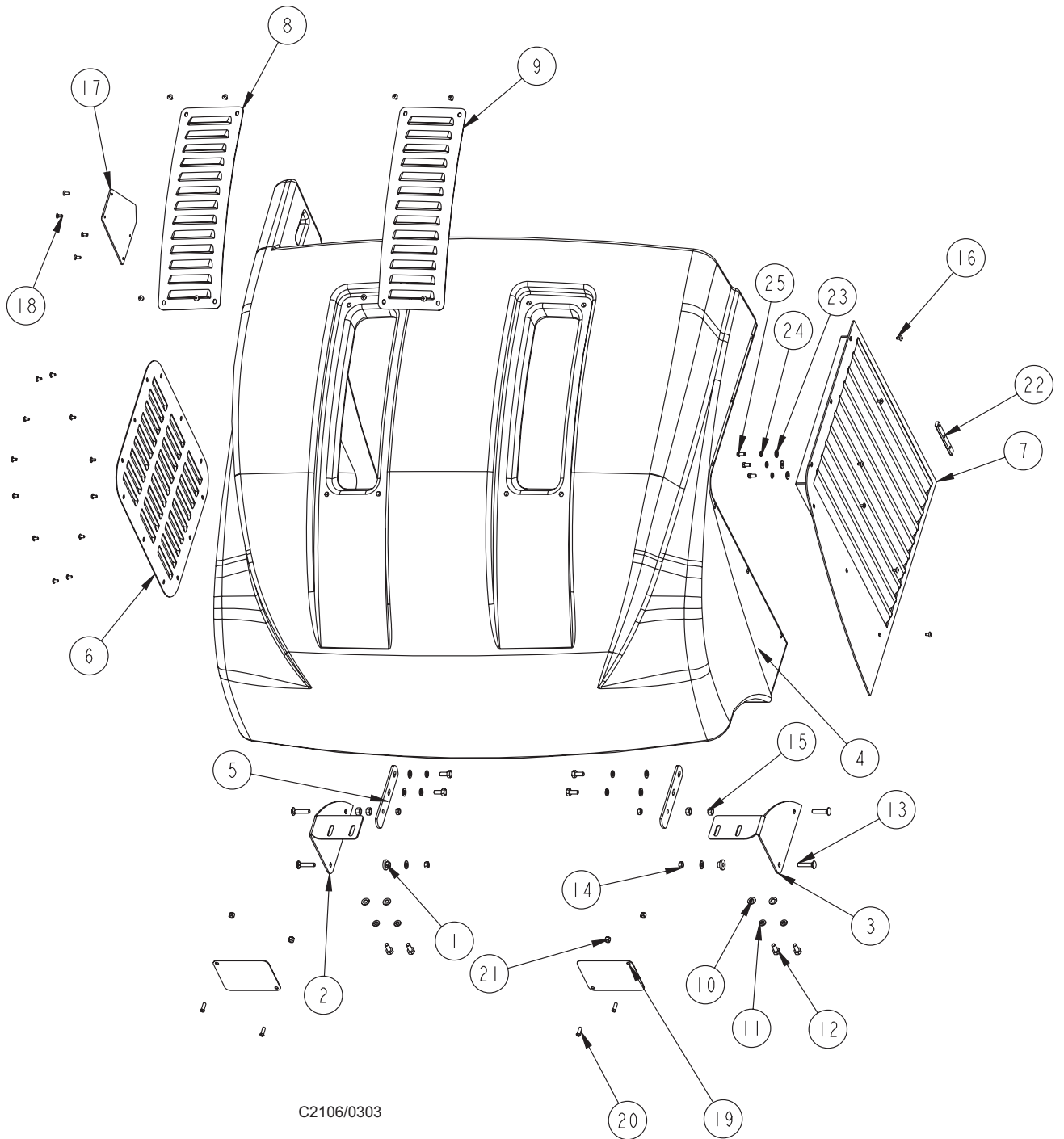


C0908d

COVER - HOPPER/ENGINE

<u>Key No.</u>	<u>Part Number</u>	<u>Description</u>	<u>Qty.</u>
1	7-09-01057	Bushing, Brush Lift	2
2	7-57-05059	Pivot, Cover (RH)	1
3	7-57-05060	Pivot, Cover (LH)	1
4	7-16-07437	Cover, Hopper/Engine	1
5	7-18-08003	Detent, Cover Pivot	2
6	7-30-00010	Grill, Front Cover RH	1
7	7-30-00009	Grill, Front Cover LH	1
8	7-30-00008	Grill, Front Cover Top	2
9	7-30-00008	Grill, Front Cover Top	2
10	2-00-00409	Flat Washer, .687 x .344 x .062	10
11	2-00-00530	Lock Washer, 5/16 HS Med.	8
12	2-00-00208	Screw, 5/16-18 x .750 HHC	8
13	2-00-03994	Carriage Bolt .31-18 x 1.50	4
14	2-00-00644	Nut, 5/16-18, Insert Fiber	4
15	2-00-02360	Nut, 3/8-16 Hex.	4
16	2-00-03059	Screw, PH THM #10-24 X .36 ZN	26
17	7-16-07466	Cover, Latch	1
18	2-00-00011	Screw, #10-24 x .500 FHM, Zn.	4
19	7-58-05293	Plate, Light Plate	2
20	2-00-00051	Screw-RH, .25 - 20 x .75	4
21	2-00-00641	Nut, 1/4-20 Insert Fiber	4
22	7-30-08026	Guide, Nylon	1
23	2-00-03702	Washer, .625 x .281 x .063	3
24	2-00-00518	Lock Washer, 1/4 Helical Spring	3
25	2-00-00219	Bolt, 1/4-20 Hex Head Fin.	3

C2106/0303



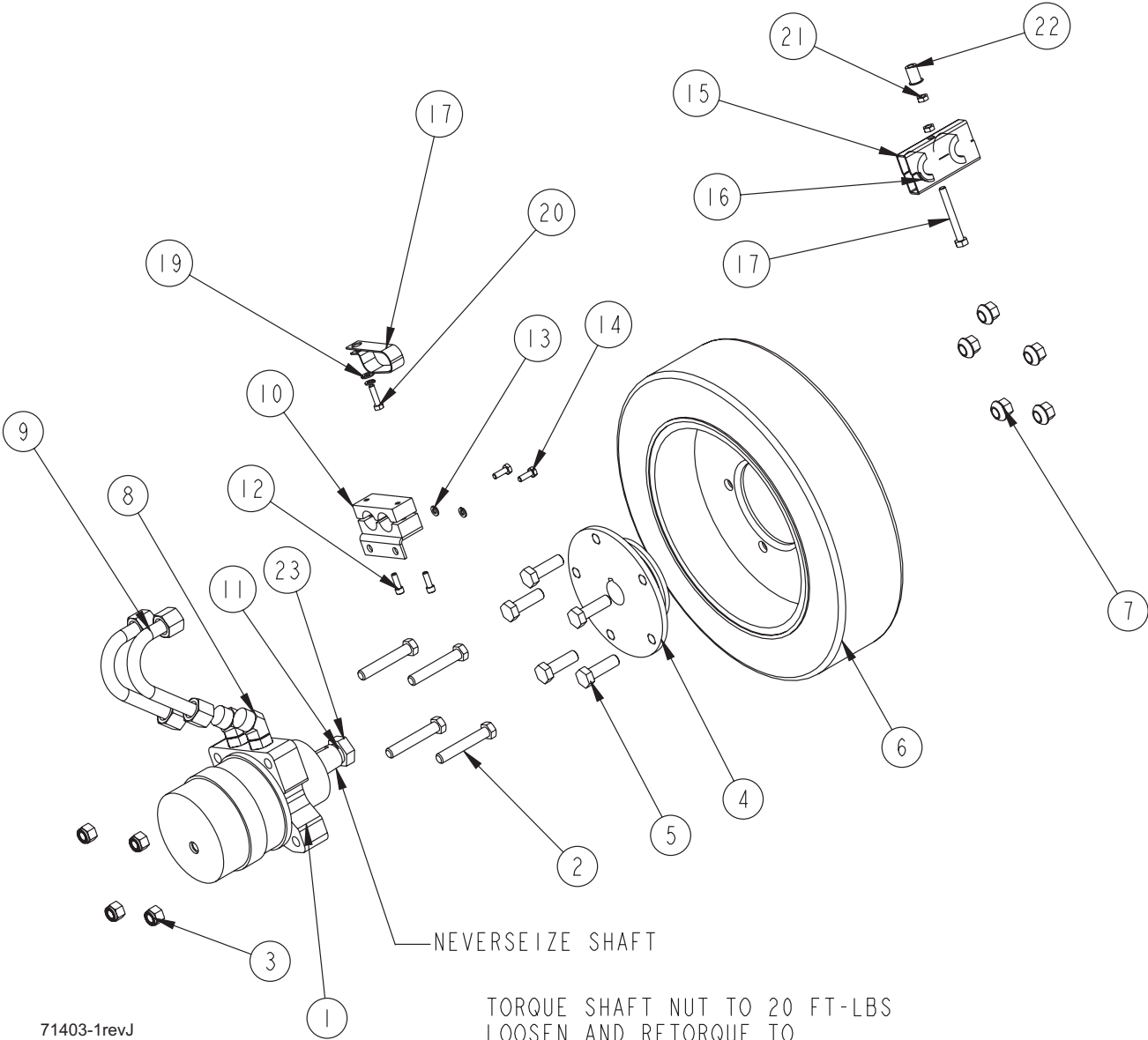
C2106/0303

REAR DRIVE WHEEL ASSEMBLY

<u>Key No.</u>	<u>Part Number</u>	<u>Description</u>	<u>Qty.</u>
1	0785-087 0880-687	Hydraulic Motor Motor Seal Kit (service)	1
2	2-00-02616	Bolt, 1/2-13 x 3.0 Fin. Hex Head	4
3	2-00-04936	Locknut, 1/2-13 Elastic	4
4	7-33-09028	Hub, Rear Wheel	1
5	2-00-05227	Screw, HHC M14 x 1.50 x 45mm	5
6	0797-049-1 7-89-08072-1 7-33-09041	Rear Wheel Assembly Press-on Tire (service) Rim (service)	1
7	7-23-03101	Lug Nut	5
8	2-00-05700	Fitting, 7/8-14 x 1.25 45° Elbow	2
9	7-87-02217	Tube, Drive Wheel Motor	2
10	7-08-01083	Bracket, Hose	1
11	2-00-00776	Cotter Pin, 1/8 dia. x 1.50	1
12	2-00-06534	Screw, 1/4-20 x 1.0 SHCS	2
13	2-00-00518	Lock Washer, Helical Spring	3
14	2-00-00221	Bolt, 1/4-20 x .75 Fin. Hex Head	2
15	7-13-07110	Clamp, Hose Unit	2
16	7-09-01121	Bushing, Split Hose	1
17	2-00-01770	Screw, 5/16-18 x 2.75 HHC	1
18	2-00-05253	Clamp, 3/4" Wire Double	1
19	2-00-03702	Washer, .625 x .281 .063	1
20	2-00-00205	Bolt, 1/4-20 x 1.0 Fin. Hex Head	1
21	2-00-00586	Jam Nut, 5/16-18	2
22	2-00-05330	Threaded Insert, 5/16-18	1
23	7-11-00048	Cap, 7/8 Hex Nut	1

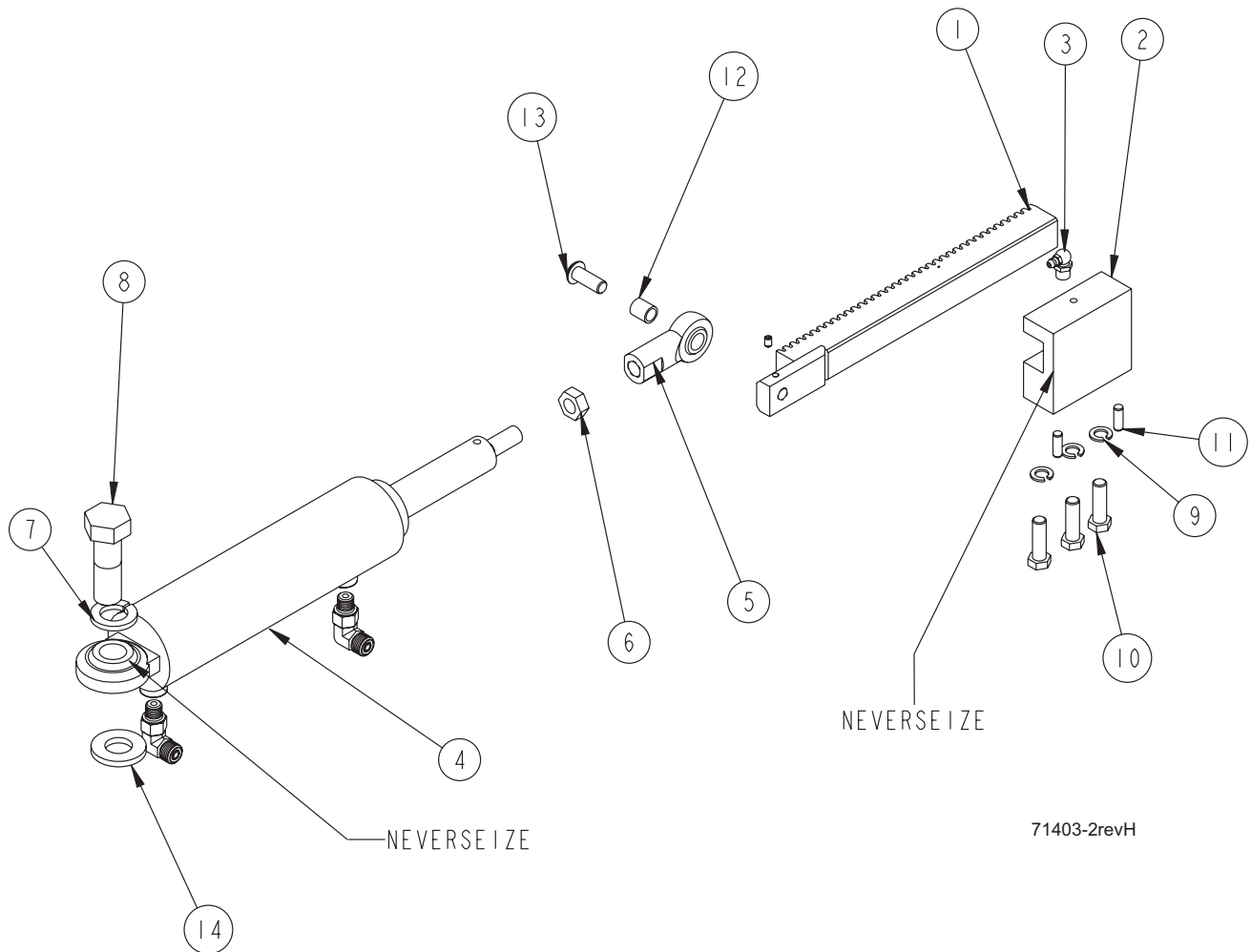
71403-1/9-05

REAR DRIVE WHEEL ASSEMBLY



71403-1revJ

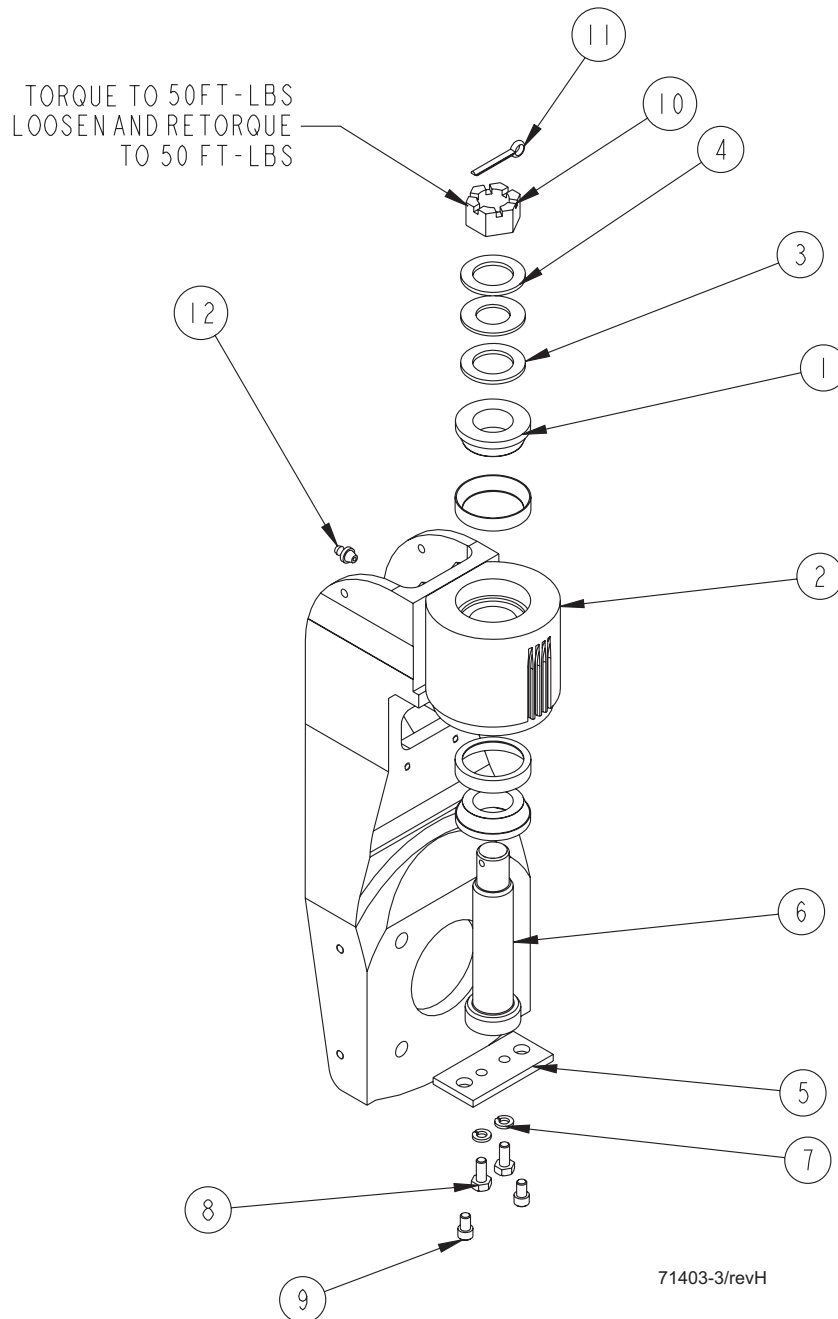
REAR DRIVE WHEEL ASSEMBLY CON'T



<u>Key No.</u>	<u>Part Number</u>	<u>Description</u>	<u>Qty.</u>
1	7-62-00007	Rack	1
2	7-30-08022	Guide, Pinion Rack	1
3	2-00-02557	Grease Fitting, 1/8 PTFx 90°	1
4	7-17-05010-1	Cylinder, Power Steering	1
5	7-66-00200	Rod End, Steering Cylinder	1
6	2-00-00591	Nut, 1/2-20 Hex Jam	1
7	2-00-00522	Lock Washer, 3/4 Helical Spring	1
8	2-00-05254	Screw, 3/4-10 x 2.25 HHC	1
9	2-00-02310	Lock Washer, 3/8 Helical Spring	3
10	2-00-00209	Bolt, 3/8-16 x 1.25 Hex Head	3
11	2-00-00782	Dowel Pin, 1/4 dia. x .75	2
12	7-09-01154	Bushing, Rod End	1
13	2-00-05650	Screw, 3/8-24 x 1.0 BHCS	1
14	8-75-01163	Spacer	1

71403-2/5-05

REAR DRIVE WHEEL ASSEMBLY CON'T



<u>Key No.</u>	<u>Part Number</u>	<u>Description</u>	<u>Qty.</u>
1	2-00-02079	Roller Bearing	2
2	7-81-00236	Support, Wheel (90-90 Steering)	1
3	8-75-01136	Washer, Thrust	2
4	2-00-05024	Washer, 2 x 1.06 Flat	1
5	7-13-07176	Clamp, Pivot Pin	1
6	8-55-08131	Pin, Pivot (Rear Wheel)	1
7	2-00-00530	Lock Washer, 5/16	2
8	2-00-00208	Screw, 5/16-18 x .75 HHC	2
9	2-00-03335	Screw, 5/16-18 x .50 Hex Cap	2
10	2-00-05026	Nut, Fin. Slotted Hex	1
11	2-00-02436	Cotter Pin (Ø .18)	1
12	2-00-00566	Fitting, 1/8 NPT Straight Lubrication	1

71403-3/5-05

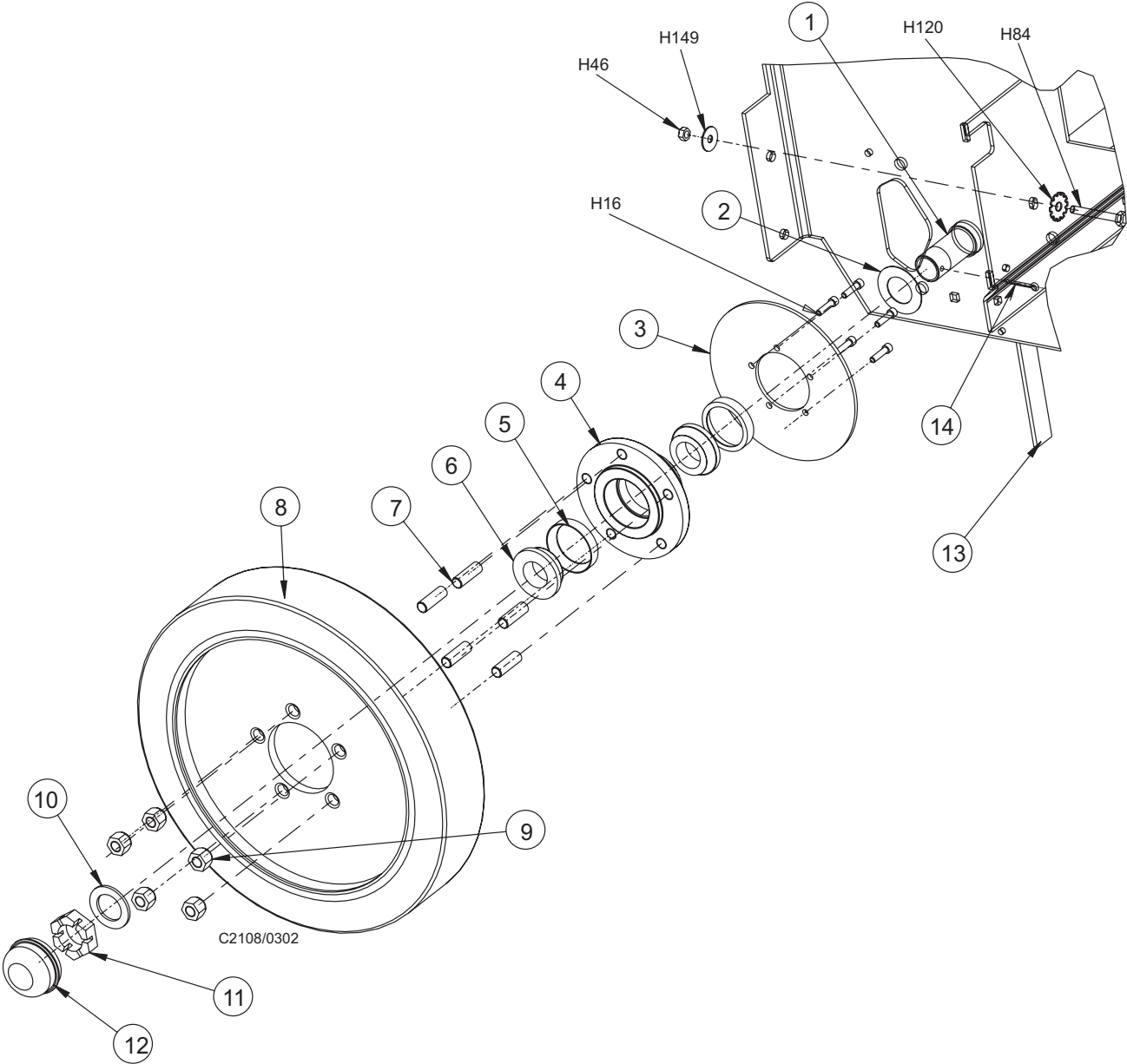
FRONT WHEELS

<u>Key No.</u>	<u>Part Number</u>	<u>Description</u>	<u>Qty.</u>
1	7-03-09014	Axle, Front Wheels	1
2	2-00-03797	Axle, Spacer Washer	2
3	7-08-02007	Brake, Disc	2
4	7-33-09027	Hub, Front Wheel	2
5	2-00-04621	Bearing, Outer Race (cup only)	4
6	2-00-04622	Roller Bearing, Cone	2
7	2-0-02079	Roller Bearing	2
8	8-80-05036	stud	10
9	7-89-08044	Front Wheel, Molded 16" dia	2
10	8-23-03065	Nut, Wheel	10
11	8-75-01136	Washer, Thrust	2
12	8-23-03056	Nut, Special	2
13	8-11-00030	Grease Cap	2
14	8-79-00030	Static Strap	1
15	2-00-02436	Pin, Cotter (Ø .18)	2

Hardware Used:

H16	2-00-03051	Screw, SH .25-20 X .75 Nyloc	10
H46	2-00-00644	Nut, 5/16-18, Insert Fiber	2
H84	2-00-00228	Screw, 5/16-18 x 2.250 HHC	2
H120	2-00-03829	Lock Washer, 3/8 Bolt	2
H149	2-00-01803	Washer, 1.063 x .031 x .063	3

C2108/0302



C2108/0302

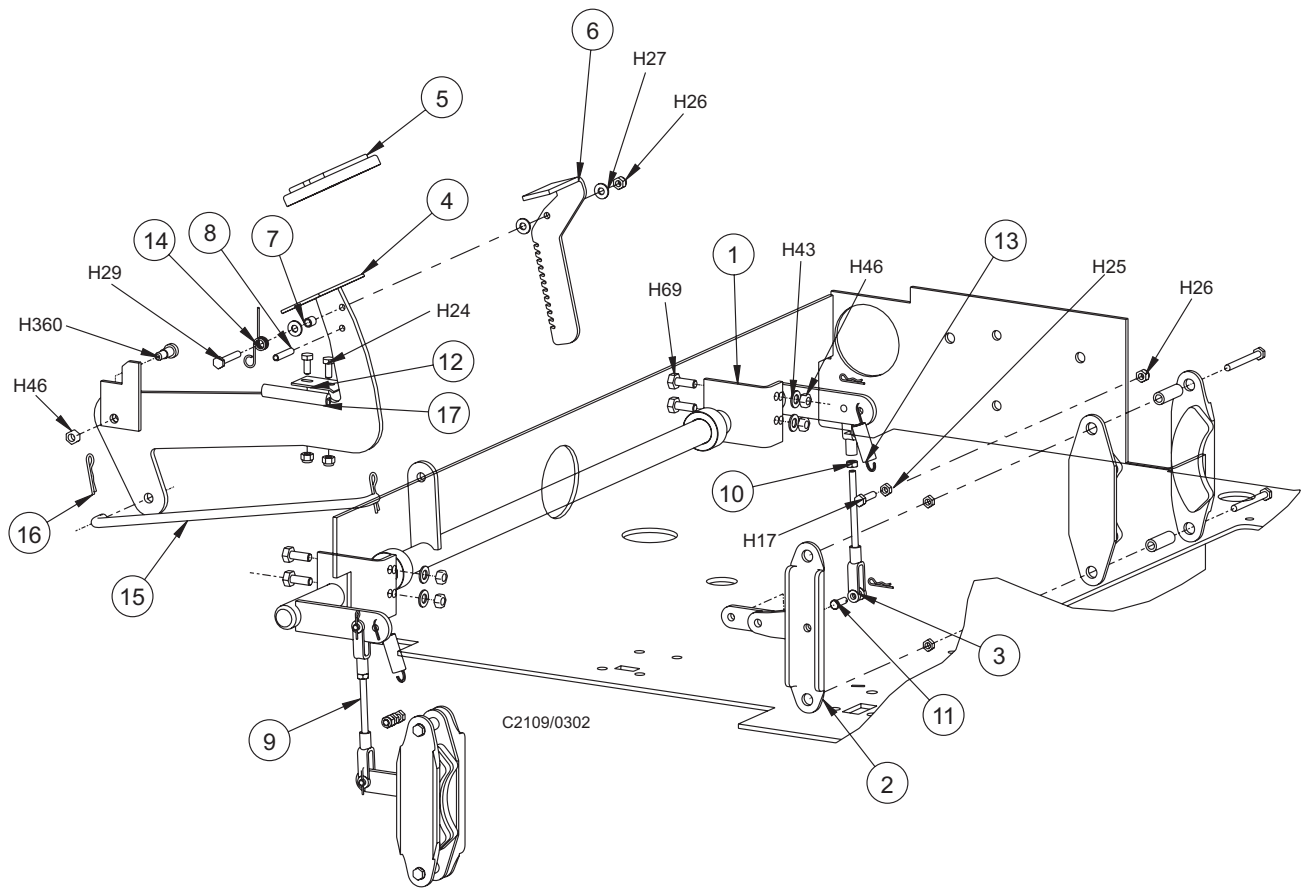
PARKING BRAKE

<u>Key No.</u>	<u>Part Number</u>	<u>Description</u>	<u>Qty.</u>
1	7-55-00033	Brake Shaft Weldment	1
2	7-08-02008	Brake Caliper Weldment	2
3	8-14-01006	Clevis	4
4	7-55-00034	Brake Pedal Weldment	1
5	7-50-05145	Brake Pedal Pad	1
6	7-55-00035	Arm, Parking Brake Pedal	1
7	8-09-01069	Bushing, Brake Pedal Lock	1
8	2-00-03635	Pin, Roll	1
9	7-66-00192	Rod, Brake Link	2
10	2-95-01999	Nut, 1/4-28 Hex Jam	2
11	2-00-04909	Yoke Pin Assembly	4
12	8-13-07067	Clip, Parking Brake	1
13	7-76-00051	Spring	2
14	7-76-00013	Spring, Squeegee Release Pedal	1
15	7-42-05173	Link, Brake	1
16	2-00-05503	Hairpin, Cotter	2
17	7-21-04045	Edging, Brake Link	1

HARDWARE USED:

H17	2-00-00205	Screw, 1/4-20 x 1.000 HHC	2
H25	2-00-00594	Nut, Hex 1/4-20 x .437 x .218	2
H24	2-00-00220	Screw, 1/4-20 x .625 HHC	2
H26	2-00-00641	Nut, 1/4-20 Insert Fiber	5
H27	2-00-03702	Washer, .625 x .281 x .063	3
H29	2-00-04966	Screw, 1/4-20 x 1.500 HHM	1
H43	2-00-00409	Flat Washer, .687 x .344 x .062	4
H46	2-00-00644	Nut, 5/16-18, Insert Fiber	5
H69	2-00-01255	Screw, 5/16-18 x .875 HHC	4
H360	2-00-05455	5/16-18 x 1/2 Shldr. Screw Stl	1

C2109/0302



SWING SQUEEGEE SUPPORT

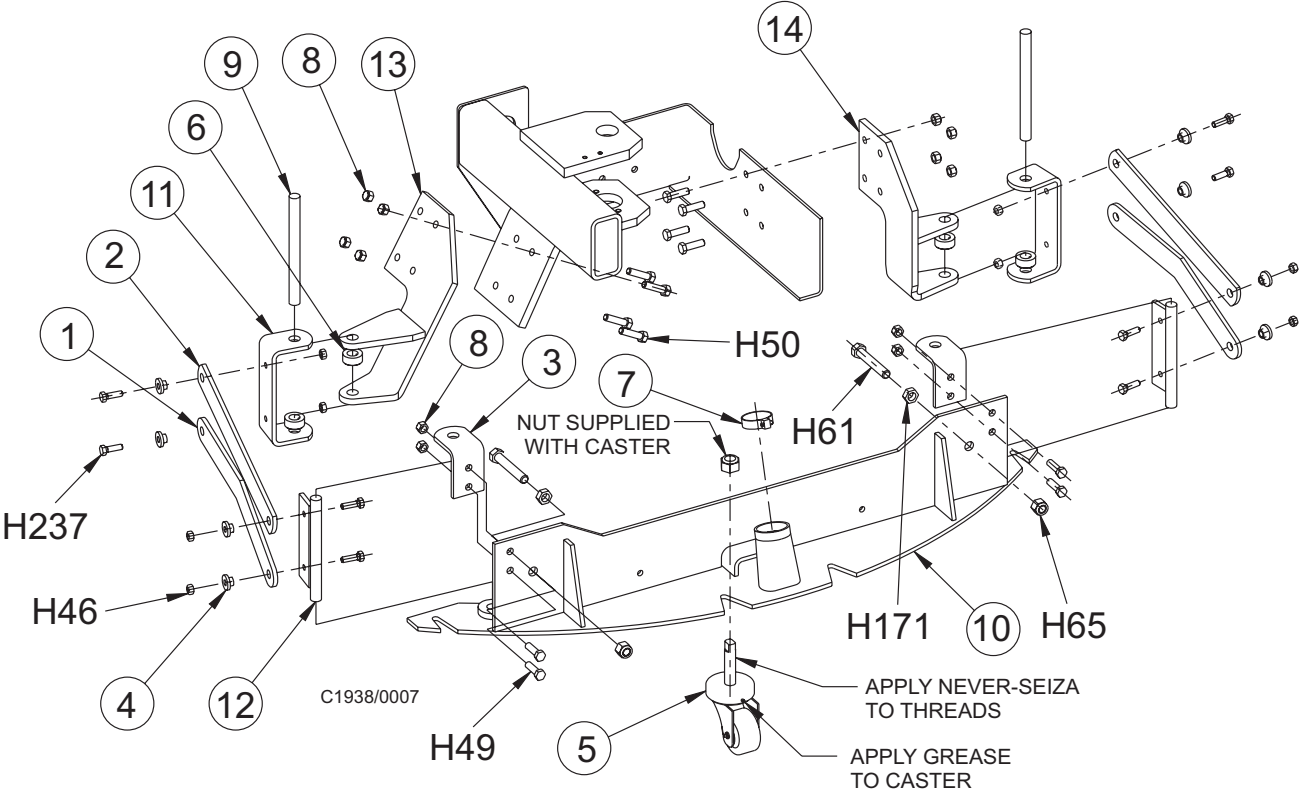
<u>Key No.</u>	<u>Part Number</u>	<u>Description</u>	<u>Qty.</u>
1	7-03-04211	Arm - Scrub Brush Frame	2
2	7-03-04210	Arm - Squeegee	2
3	7-08-00839	Bracket - Angle	2
4	7-09-01057	Bushing - Brush Lift	8
5	7-89-08073	Caster	1
6	8-15-01002	Collar - Setscrew	6
7	2-00-02216	Hose Clamp	1
8	2-95-04182	Nut - 3/8-16 Elastic Stop Nut	12
9	7-70-05194	Shaft	2
10	7-86-08067	Squeegee Support (Weldment)	1
11	7-81-00232	Support - Squeegee	2
12	7-55-08144	Weldment - Rear Pin Assy	2
13	7-08-00994	Weldment - Bracket Assy L.H.	1
14	7-08-00993	Weldment - Bracket Assy R.H.	1

HARDWARE USED:

H46	2-00-00644	Nut, 5/16-18, Insert Fiber	8
H49	2-00-00209	Screw, 3/8-16 x 1.250 HHC	4
H50	2-00-00234	Screw, 3/8-16 x 1.500 HHC	8
H61	2-00-02616	Screw, 1/2-13 x 3.000 HHC	2
H68	2-00-00640	Nut, Hex Fiber Insert 1/2-20	4
H237	2-00-05356	Screw, 5/16-18 x 1.25 Grade 8	8

C1938/0007

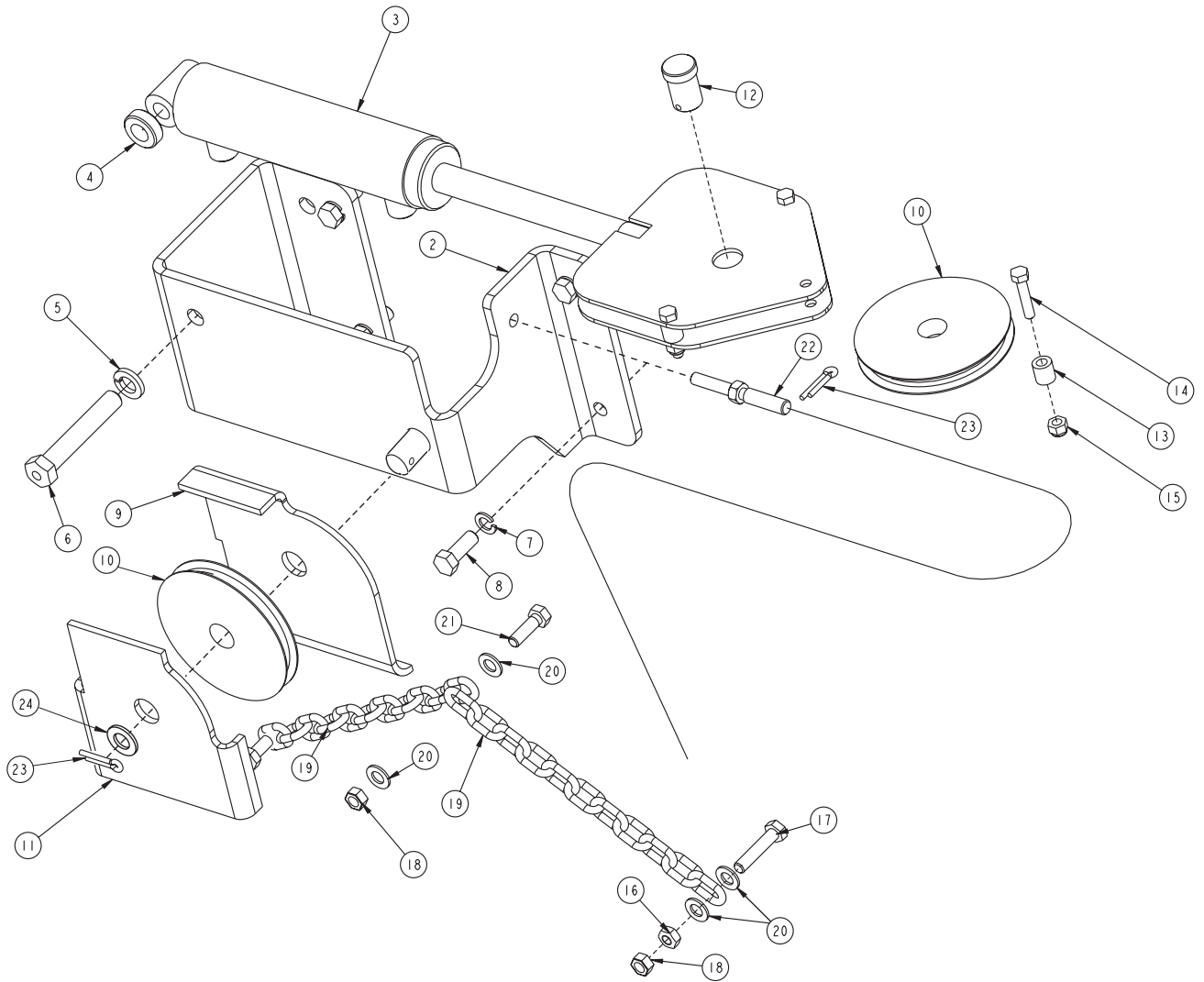
SWING SQUEEGEE SUPPORT



SQUEEGEE LIFT

<u>Key No.</u>	<u>Part Number</u>	<u>Description</u>	<u>Qty.</u>
1			
2	7-08-01070	Bracket, Squeegee Lift	1
3	7-17-05026	Squeegee Cylinder	1
4	2-00-05513	Spacer	1
5	2-00-02312	Lock Washer, 1/2"	1
6	2-00-02616	Screw, 1/2-13 x 3.000 HHC	1
7	2-00-02310	Lock Washer, 3/8" Helical Spring	4
8	2-00-00233	Bolt, Hex Head Finished	4
9	7-30-08024	Guide, Squeegee Cable (Front)	1
10	7-20-03005	Pulley	2
11	7-30-08025	Guide, Squeegee Cable (Back)	1
12	2-00-05515	Assembly Pin	1
13	2-00-05525	Spacer	3
14	2-00-02587	Screw, Cap Hex Head .25-20 x 1.250	3
15	2-00-00641	Nut, 1/4-20	3
16	2-00-00585	Nut, Hex 5/16-18	2
17	2-00-00225	Screw, 5/16-18 x 1.5 HHC	2
18	2-00-00644	Nut, 5/16-18, Insert Fiber	3
19	7-13-05076	Chain, Squeegee Lift	2
20	2-00-00409	Flat Washer, .687 x .344 x .062	4
21	2-00-05356	Screw, 5/16-18 x 1.25 Grade 8	1
22	7-10-00046	Cable, Squeegee Lift	1
23	2-00-00776	Pin, Cotter, .125 x 1.50	2
24	2-00-00432	Flat Washer, 1.125 x .766 x .063	1

C2171/1103



REAR SQUEEGEE (40")

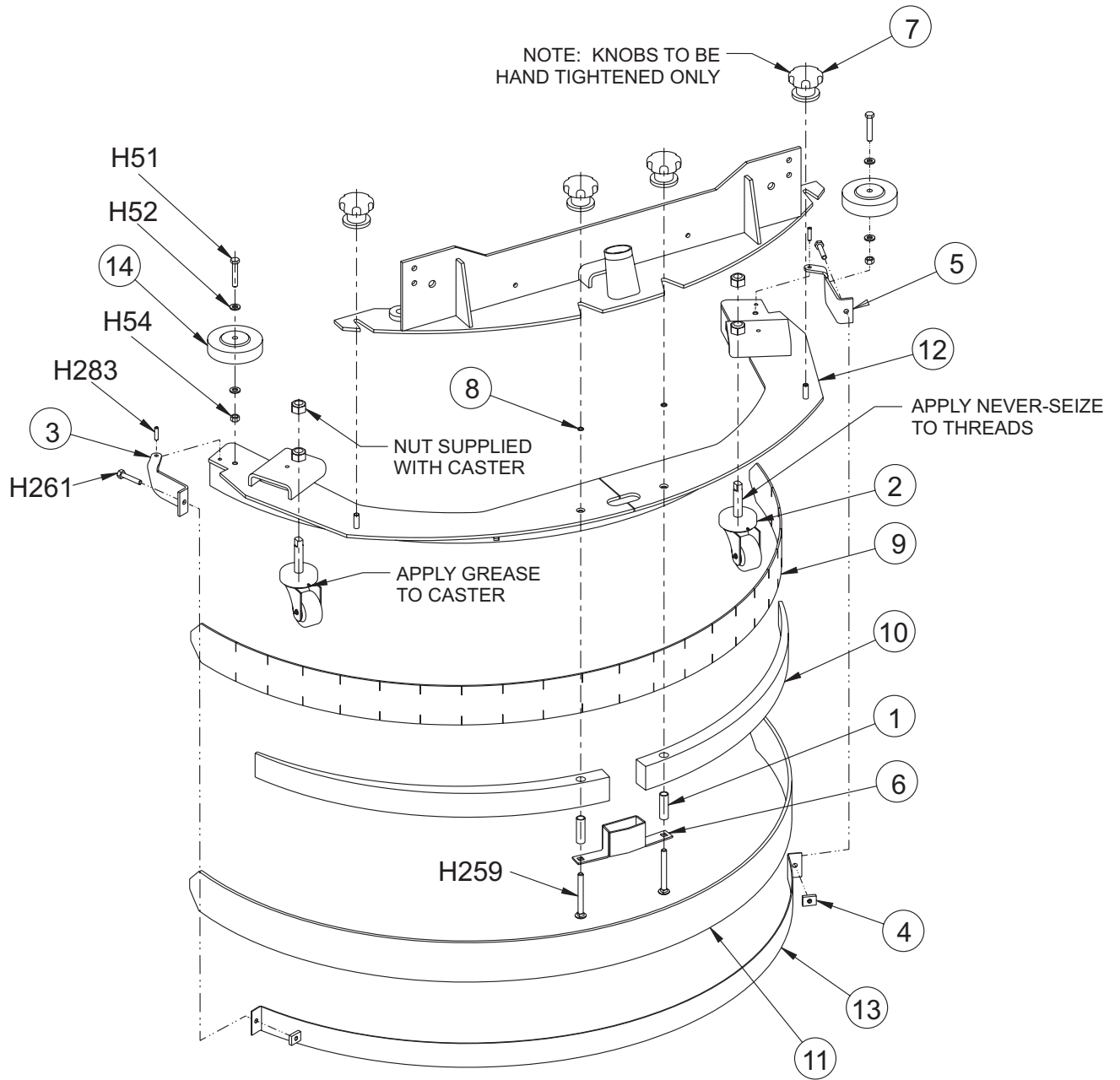
<u>Key No.</u>	<u>Part Number</u>	<u>Description</u>	<u>Qty.</u>
1	7-75-01164	Bushing, Spacer	2
2	7-89-08073	Caster	2
3	7-13-07188	Clamp, LH Squeegee End	1
4	7-13-07156	Clamp, Nut	2
5	7-13-07187	Clamp, RH Squeegee End	1
6	7-20-06010	Duct - Squeegee Inlet	1
7	7-39-00026	Knob, Squeegee	4
8	2-00-04962	O-Ring, Seal	2
9	7-77-00110	Squeegee, Rubber Inner	1
10	7-75-01188	Spacer - Squeegee	2
11	7-77-00109	Squeegee, Rubber Outer	1
12	7-86-08064	Squeegee Weldment (40 In)	1
13	7-79-00101	Strap, Squeegee Clamp	1
14	2-14-00184	Wheel	2

HARDWARE USED:

H51	2-00-00216	Screw, 3/8-16 x 2.000 HHC	2
H52	2-00-00402	Flat Washer, .750 x .390 x .094	4
H54	2-00-02360	Nut, 3/8-16 Hex.	2
H259	2-00-05343	Bolt Carriage , .38-16 x 3.50 SST	2
H261	2-00-05344	Screw - HHM .313 - 18 x 1.75 STL	2
H283	2-00-03842	Roll Pin, 1/4 x 1.00	2

C1915/0007

REAR SQUEEGEE (40")



REAR SQUEEGEE (46")

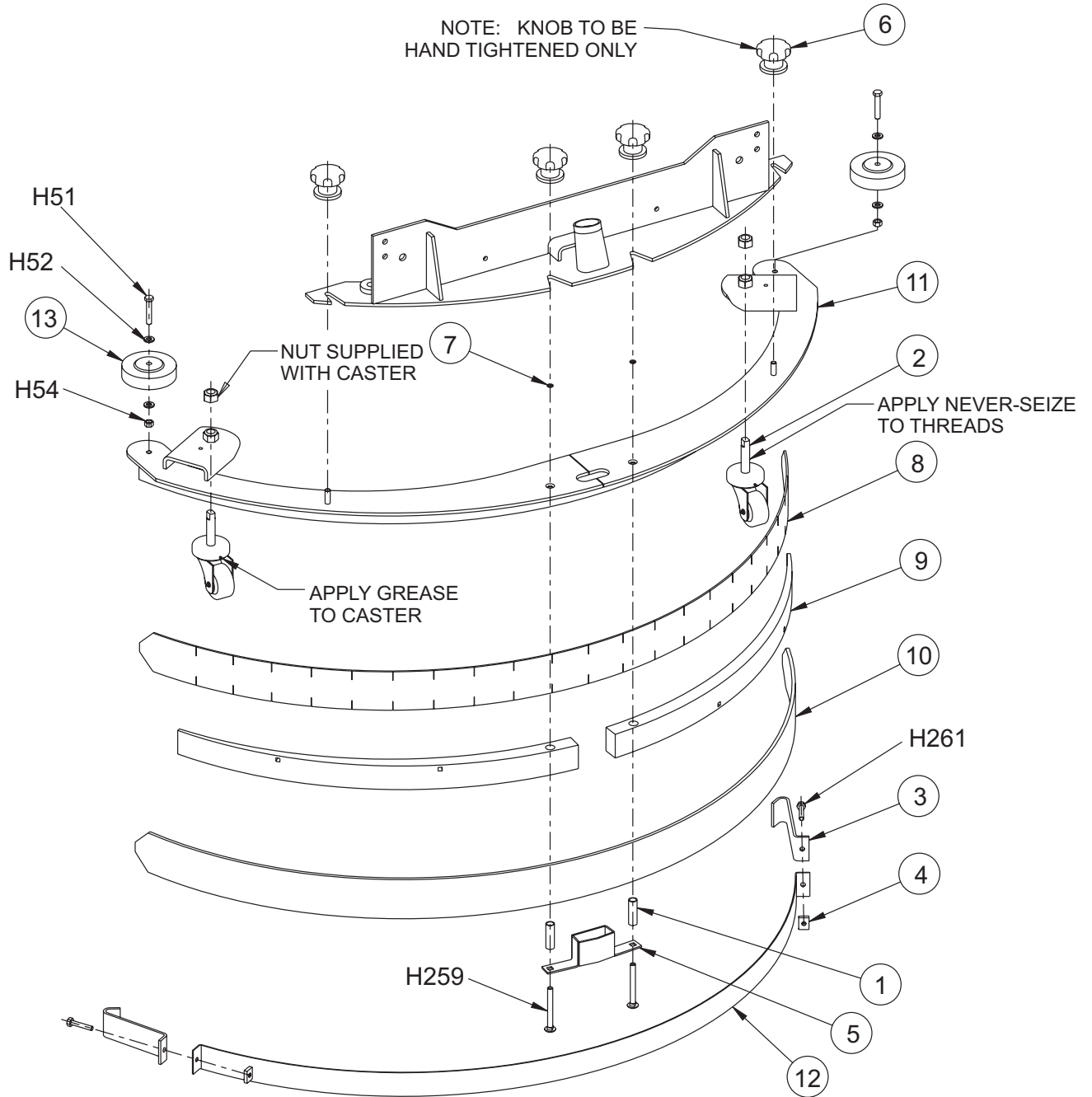
<u>Key No.</u>	<u>Part Number</u>	<u>Description</u>	<u>Qty.</u>
1	7-75-01164	Bushing - Spacer	2
2	7-89-08073	Caster	2
3	7-13-07157	Clamp - End Squeegee	2
4	7-13-07156	Clamp - Nut	2
5	7-20-06010	Duct - Squeegee Inlet	1
6	7-39-00026	Knob - Squeegee	4
7	2-00-04962	O-Ring	2
8	7-77-00110	Rubber - Squeegee, Inner	1
9	7-75-01169	Spacer - Squeegee	2
10	7-77-00109	Squeegee - Rubber - Outer	1
11	7-86-08038	Squeegee Weldment	1
12	7-79-00088	Strap - Squeegee Clamp	1
13	2-14-00184	Wheel	2

HARDWARE USED:

H51	2-00-00216	Screw, 3/8-16 x 2.000 HHC	2
H52	2-00-00402	Flat Washer, .750 x .390 x .094	4
H54	2-00-02360	Nut, 3/8-16 Hex.	2
H259	2-00-05343	Bolt Carriage, .38-16 x 3.50 sstl.	2
H261	2-00-05344	Screw - HHM .313-18 x 1.75 Stl.	2

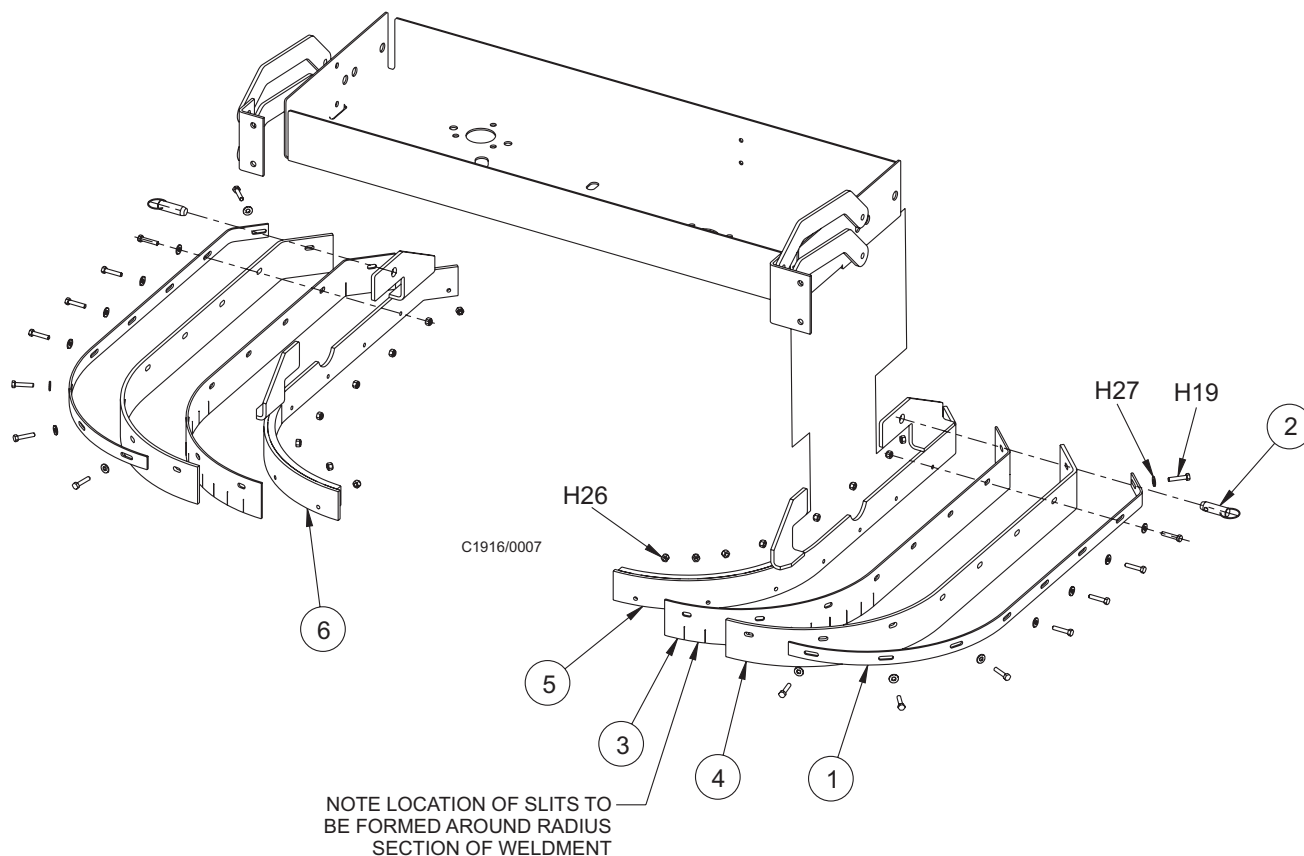
C1963/0007

REAR SQUEEGEE (46")



C1963/0007

SIDE SQUEEGEE (40")

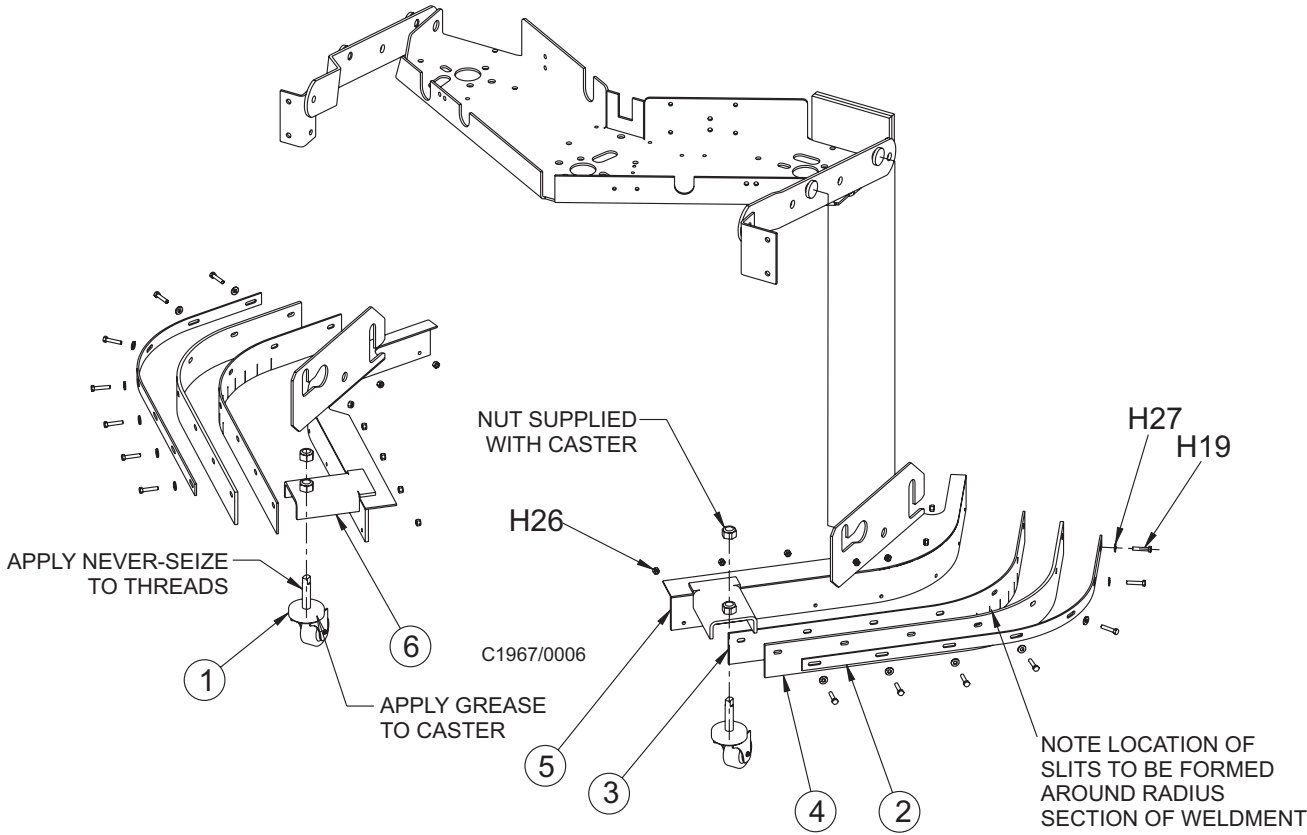


Key No.	Part Number	Description	Qty.
1	7-13-07209	Clamp, Side Squeegee	2
2	7-55-08151	Pin, Lock Up	2
3	7-77-00140	Rubber, Side Squeegee (Inner)	2
4	7-77-00141	Rubber, Side Squeegee (Outer)	2
5	7-86-08063	Tool, Side Squeegee (LH)	1
6	7-86-08062	Tool, Side Squeegee (RH)	1

HARDWARE USED:

H19	2-00-02587	Screw, 1/4-20 x 1.250 HHC	16
H26	2-00-00641	Nut, 1/4-20 Insert Fiber	16
H27	2-00-03702	Washer, .625 x .281 x .063	16

C1916/0007



<u>Key No.</u>	<u>Part Number</u>	<u>Description</u>	<u>Qty.</u>
1	7-89-08073	Caster	2
2	7-13-07210	Clamp - R.H. Side Squeegee (46")	2
3	7-77-00142	Rubber - Side Squeegee (Inner)	2
4	7-77-00143	Rubber - Side Squeegee (Outer)	2
5	7-86-08066	Tool - Side Squeegee (LH)	1
6	7-86-08065	Tool - Side Squeegee (RH)	1

HARDWARE USED:

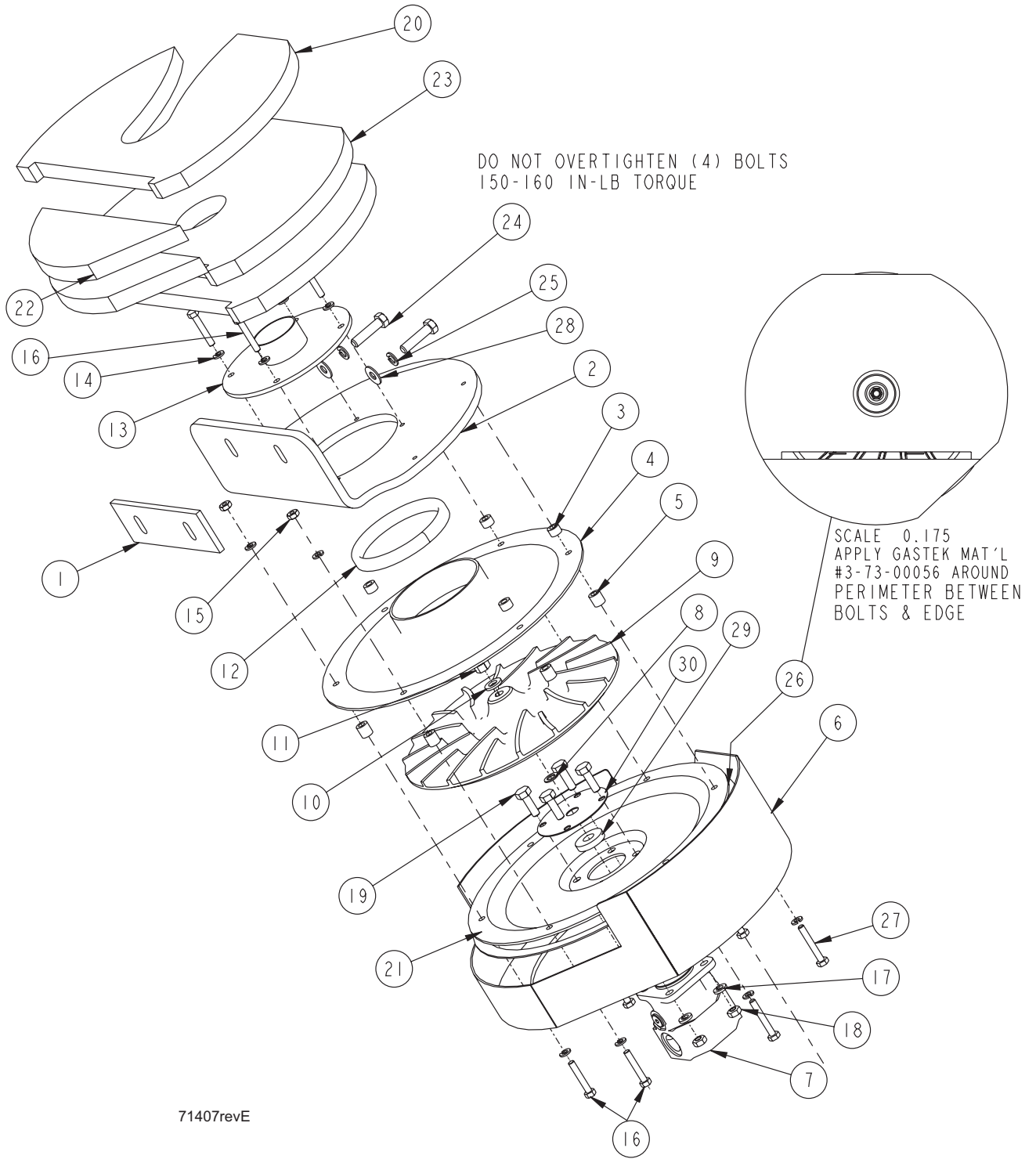
H19	2-00-02587	Screw, 1/4-20 x 1.250 HHC	14
H26	2-00-00641	Nut, Hex Fiber Insert 1/2-20	14
H27	2-00-03702	Washer, .625 x .281 x .063	14

C1967/0006

SOLUTION VACUUM

<u>Key No.</u>	<u>Part Number</u>	<u>Description</u>	<u>Qty.</u>
1	7-29-00286	Gasket, Vac	1
2	7-08-01114	Bracket, Vac	1
3	7-75-01234	Spacer, Vac	4
4	7-20-06018	Duct, Vac	1
5	7-75-01233	Spacer, Vac	6
6	7-20-06019	Duct, Vac	1
7	0885-095	Hydraulic Motor, Vac Fan/Dust Control	1
8	2-00-00484	Flat Washer, .625 x .375 x .046	1
9	7-34-04002	Impellor, Vac	1
10	2-00-00402	Washer, Plain, 25/64 ID x 3/4 OD	1
11	2-00-03412	Nut, Lock 3/8 - 24	1
12	7-29-00287	Gasket, Vac Plate	1
13	7-58-05318	Plate, Vac	1
14	2-00-00518	Washer, Lock, 1/4" Helical Spring	12
15	2-00-00594	Nut, Hex 1/4-20	2
16	2-00-00203	Screw, 1/4 - 20 x 1 1/2 HHC	6
17	2-00-00530	Lock Washer	4
18	2-00-00585	Nut, Hex 5/16-18 x 1.00 HHM	4
19	2-00-02708	Screw, 5/16-18 x 1.00 HHM	4
20	7-34-09025	Insulation, Solution Vac	1
21	7-16-07457	Sound Enclosure Weldment	1
22	7-34-09027	Insulation, Solution Vac	2
23	7-34-09026	Insulation, Solution Vac	2
24	2-00-00234	Screw, 3/8-16 x 1-1/2 HHC	2
25	2-00-02310	Lock Washer, 3/8" Helical Spring	2
26	3-73-00056	Gasket, Solution Vac, 36" long (order in ft.)	1
27	2-00-01769	Screw, 1/4-20 x 1.75 HHC	4
28	2-00-00410	Flat Washer, .875 x .375 x .060	2
29	2-00-05982	Felt Washer	1
30	7-16-07503	Cover, Felt Seal	1

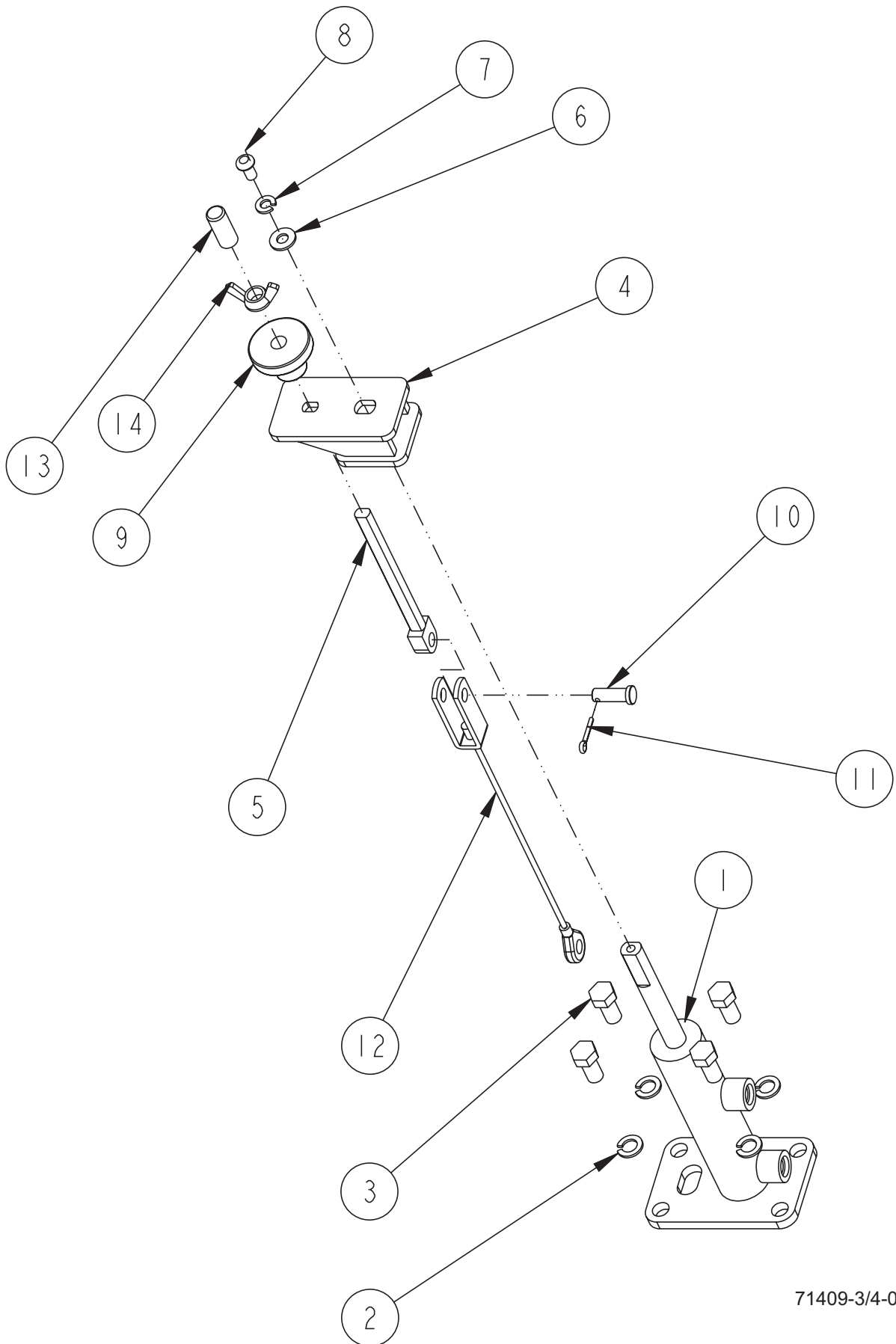
71407revE/5-05



MAIN BROOM LIFT

<u>Key No.</u>	<u>Part Number</u>	<u>Description</u>	<u>Qty.</u>
1	7-17-05024	Cylinder, Main Broom Lift	1
2	2-00-02310	Lock Washer, Helical Spring 3/8 Med.	4
3	2-00-00232	Screw, 3/8-16 x .750 HHC	4
4	7-08-01035	Bracket, Cylinder (Weldment)	1
5	7-66-00198	Rod, Broom Lift	1
6	2-00-03702	Washer, .625 x .281 x .063	1
7	2-00-00518	Washer, Lock 1/4 Helical Spring	1
8	2-00-04750	Screw, Socket-Button Head 1/4-2	1
9	7-39-00048	Knob, Broom Adjustment	1
10	2-00-05522	Pin, clevis 5/16 dia x 7/8 long	1
11	2-00-00771	Cotter Pin, 3/32 dia x 3/4 long	1
12	7-10-00043	Cable, Main Broom	1
13	7-11-00044	Cap, Vinyl	1
14	2-00-00669	Wing Nut, 3/8-16	1

71409-3/4-05

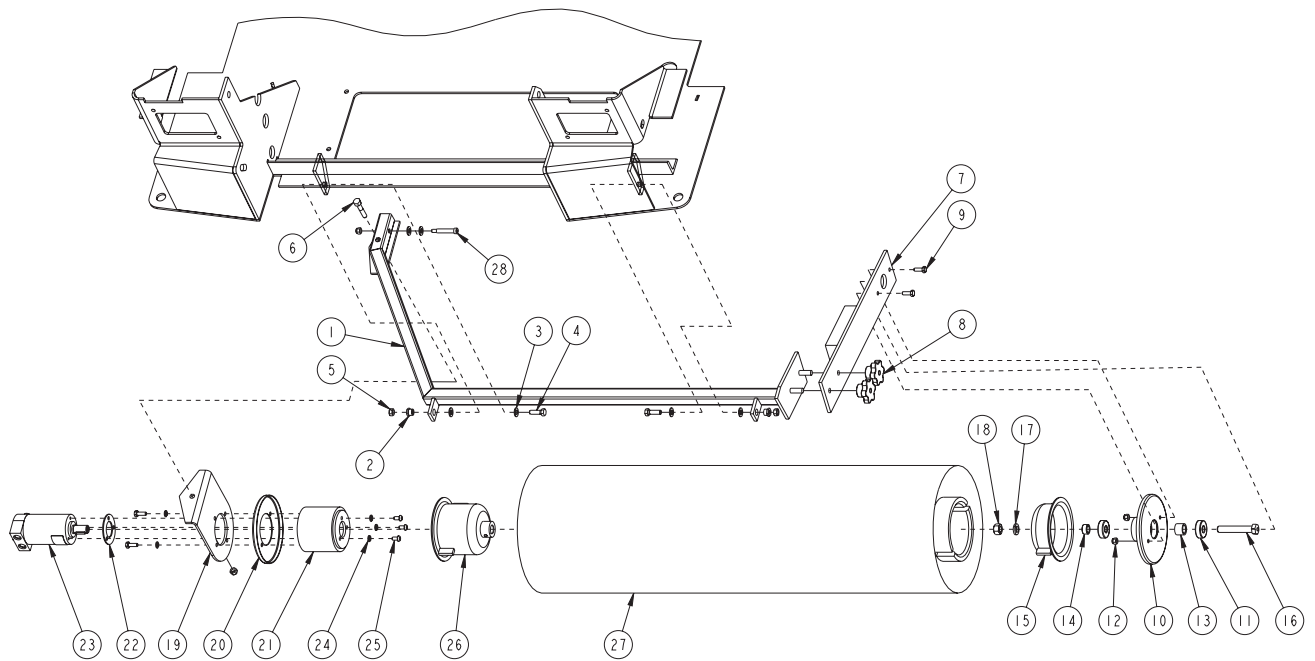


71409-3/4-05

MAIN BROOM

<u>Key No.</u>	<u>Part Number</u>	<u>Description</u>	<u>Qty.</u>
1	7-03-04218	Arm Assembly, Main Broom	1
2	7-23-03056	Nut	2
3	2-00-00409	Flat Washer, .687 x .344 x .062	6
4	2-00-05356	Screw, 5/16 - 18 X 1.25 Grade 8	2
5	2-00-00644	Nut, 5/16-18, Insert Fiber	3
6	2-00-00211	Screw, 5/16-18 x 1.750 HHC	1
7	7-03-04190	Arm, Main Broom	1
8	25201A	Knob	2
9	2-00-00221	Screw, 1/4-20 x .750 HHC	4
10	8-30-05112	Guard	1
11	2-00-03306	Bearing	2
12	2-00-00641	Nut, 1/4-20 Insert Fiber	3
13	8-75-01147	Spacer, Idler Main Broom	1
14	2-00-03158	Spacer, 1/2 ID 3/4 .3/8 Lg.	1
15	8-33-09059	Idler Hub Weldment	1
16	2-00-02616	Screw, 1/2-13 x 3.000 HHC	1
17	2-00-02312	Lock Washer, 1/2 HS Med.	1
18	2-00-00596	Nut, Hex. 1/2-13 x .750 x .437	1
19	7-08-01034	Bracket, Main Broom	1
20	8-30-05116	Guard, Thread	1
21	8-33-05086	Housing, Main Broom Motor Weldment	1
22	7-75-01221	Spacer, Hydraulic Motor	1
23	0782-164	Motor, Hydraulic Main Broom Drive	1
24	2-00-00518	Lock Washer, Helical Spring	6
25	2-00-04750	Screw, BTN HD SKT	4
26	8-33-09062	Weldment, Hub Main Broom	1
27	8-08-03137	Broom, Main (Proex)	1
28	2-00-05523	Screw, Shoulder Hex Socket Head	1

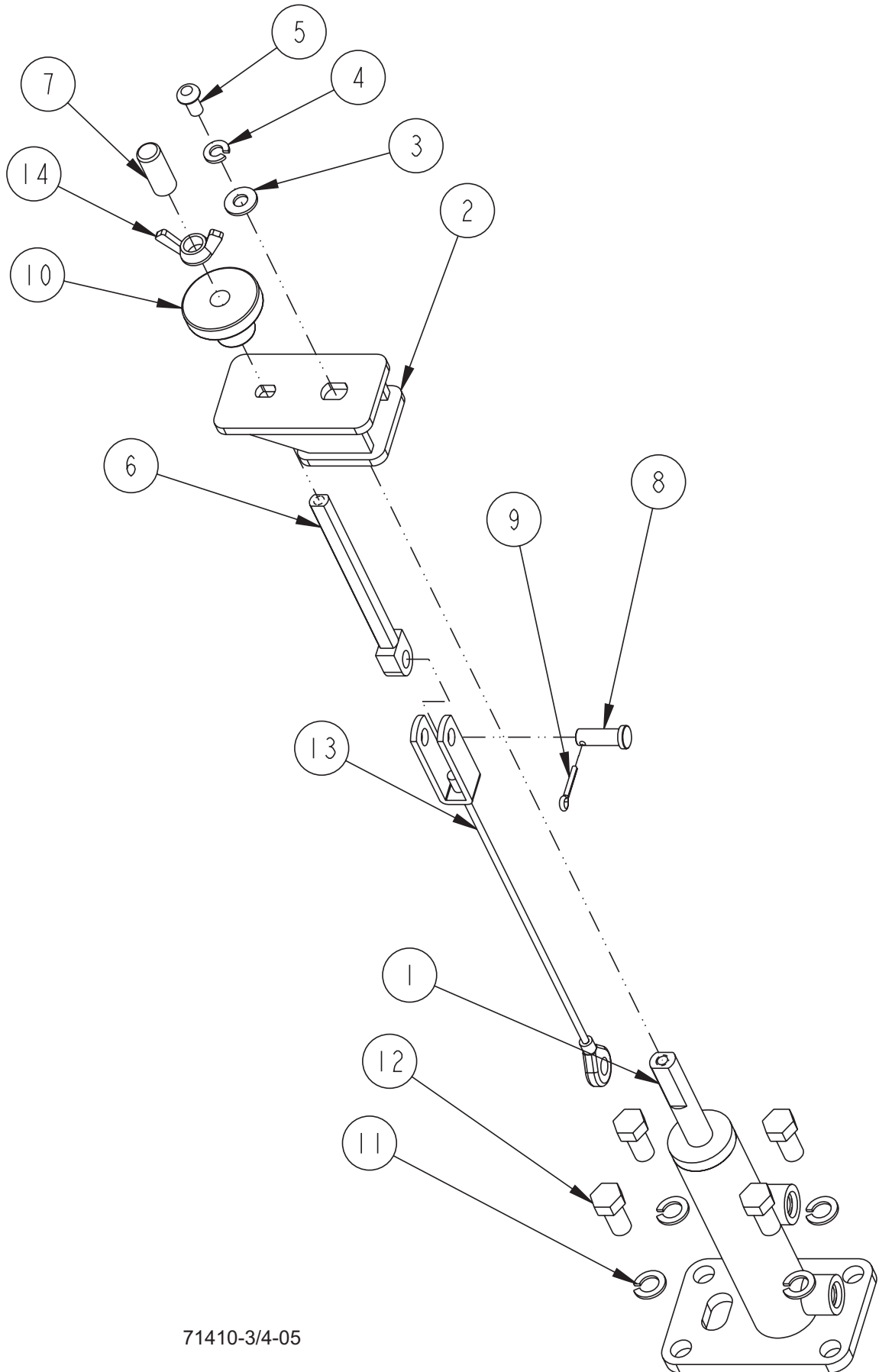
C2111/0502



SIDE BROOM LIFT

<u>Key No.</u>	<u>Part Number</u>	<u>Description</u>	<u>Qty.</u>
1	7-17-05030	Cylinder, Side Broom Lift	1
2	7-08-01035	Bracket, Cylinder	1
3	2-00-03702	Washer, .625 x .281 x .063	1
4	2-00-00518	Lock Washer, Helical Spring	1
5	2-00-04750	Screw, BTN HD SKT	1
6	7-66-00198	Rod, Broom Lift	1
7	7-11-00044	Cap, Vinyl	1
8	2-00-05522	Pin, Clevis 5/16 x 7/8	1
9	2-00-00771	Cotter Pin, 3/32 dia x 3/4 Long	1
10	7-39-00048	Knob, Broom Adjustment	1
11	2-00-02310	Lock Washer, Helical Spring 3/8 Med.	4
12	2-00-00232	Screw, 3/8-16 x .75 HHC	4
13	7-10-00044	Cable, Side Broom	1
14	2-00-00669	Wing Nut, 3/8-16	1

71410-3/4-05

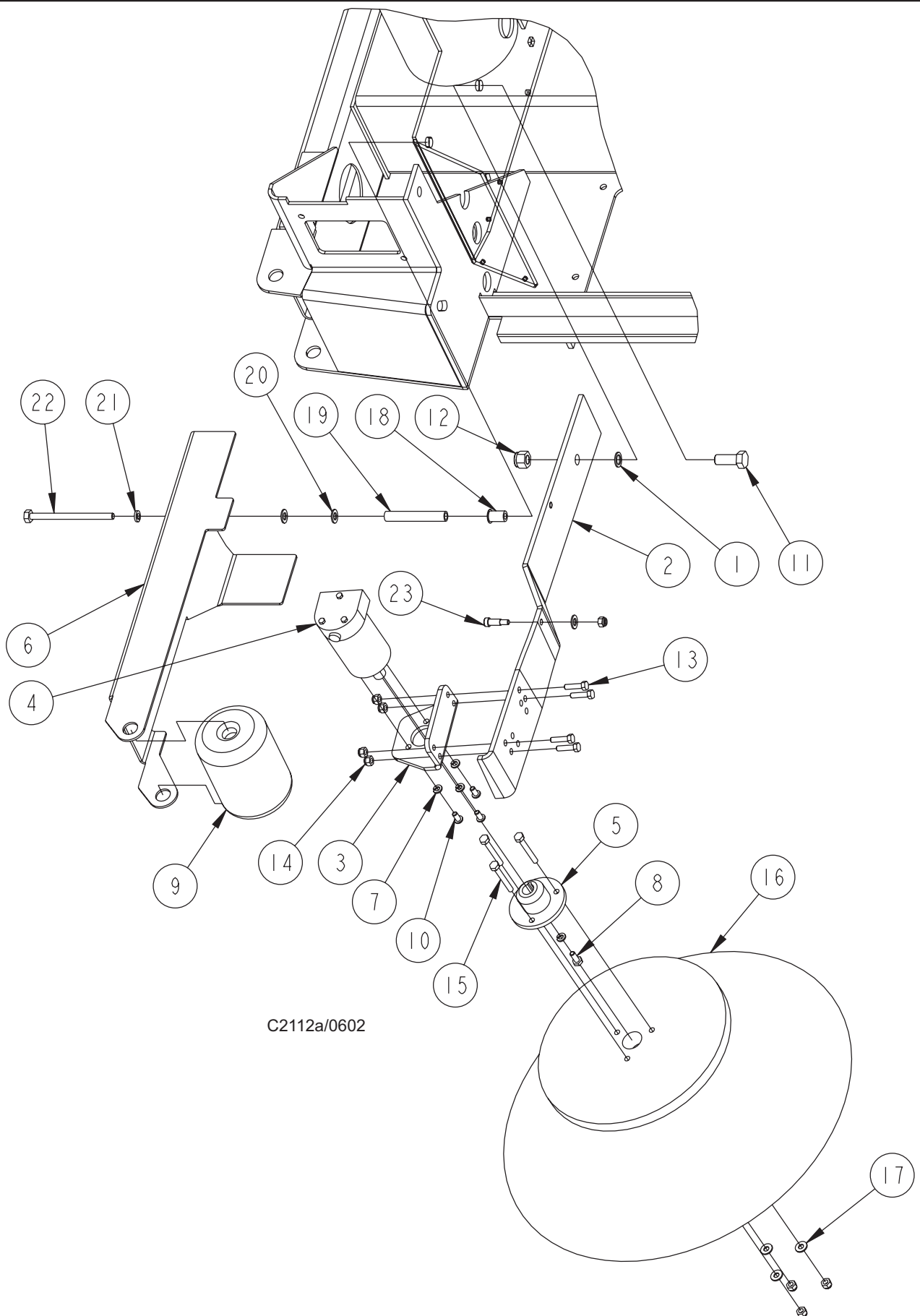


71410-3/4-05

SIDE BROOM

<u>Key No.</u>	<u>Part Number</u>	<u>Description</u>	<u>Qty.</u>
1	2-00-01362	Bearing, Plain Thrust, .507" ID x .750" OD	1
2	7-03-04189	Arm, Side Broom	1
3	7-08-01036	Bracket, SB Motor Mounting	1
4	0782-155	Motor, Brush Drive Hydraulic	1
5	7-25-06042	Flange, Side Broom	1
6	7-16-07441	Cover, Side Broom	1
7	2-00-00518	Lock Washer, Helical Spring	4
8	2-00-05350	Screw 1/4-28 x .63 HHC	1
9	7-66-05011-1	Roller, Bumper	1
10	2-00-04750	Screw, BTN HD SKT	3
11	2-00-00240	Screw, 1/2-13 x 1.250 HHC	1
12	2-00-04936	Nut, 1/2-13 Fibre Lock	1
13	2-00-00205	Screw, 1/4-20 x 1.000 HHC	4
14	2-00-00641	Nut, 1/4-20 Insert Fiber	8
15	2-00-02589	Screw, 1/4-20 x 2.000 HHC	3
16	8-08-03215	Side Broom	1
17	2-00-03702	Washer, .625 x .281 x .063	3
18	2-00-05330	Threaded Insert, 5/16-18	1
19	7-75-01194	Spacer, Side Broom Cover	1
20	2-00-00409	Flat Washer, .687 x .344 x .062	3
21	2-00-00530	Lock Washer, 5/16 HS Med.	1
22	2-00-02655	Screw, 5/16-18 x 4.500 HHC	1
23	2-00-05524	Screw, Shoulder, Hes Socket Head	1

C2112a/0602

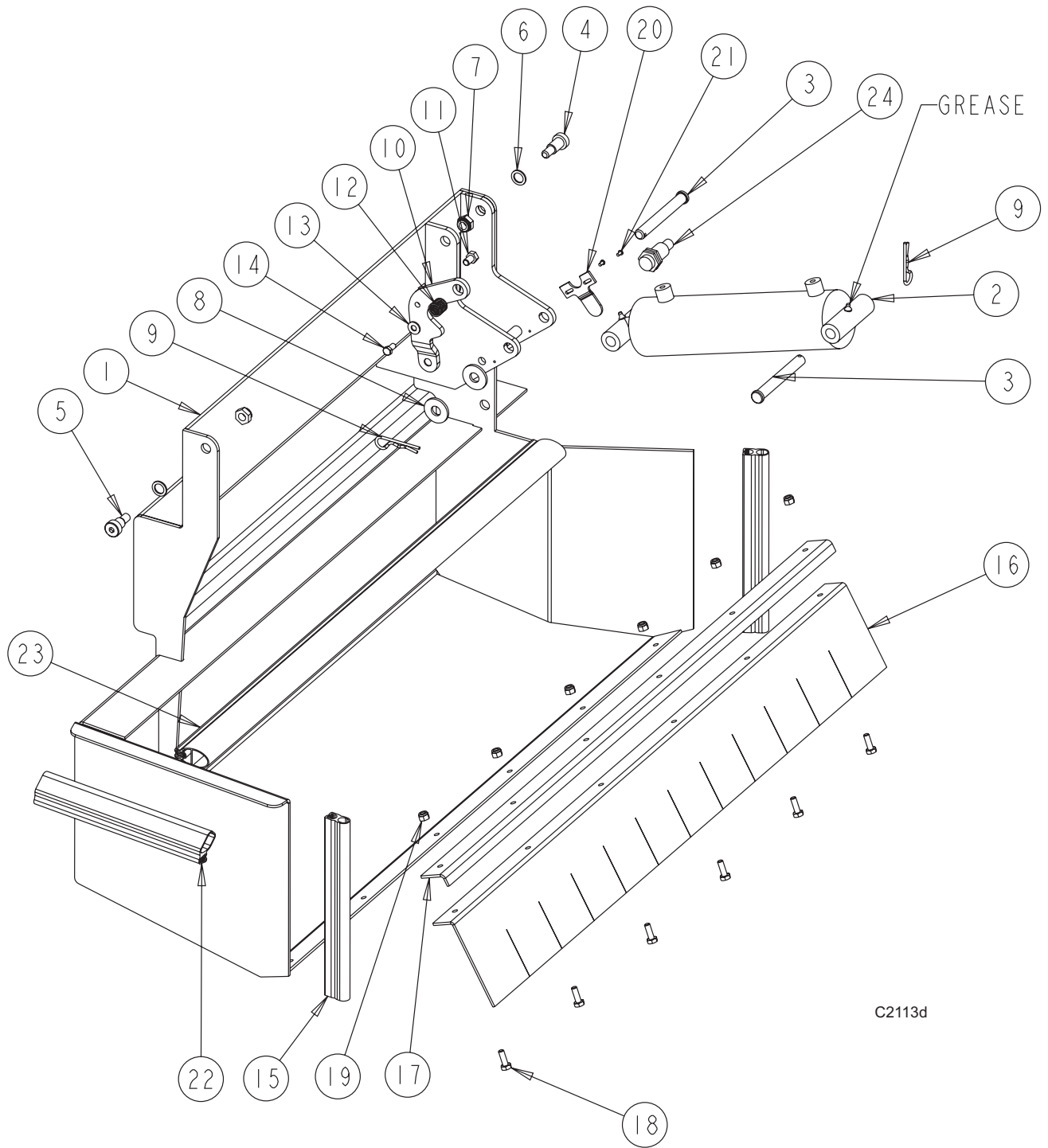


C2112a/0602

HOPPER

<u>Key No.</u>	<u>Part Number</u>	<u>Description</u>	<u>Qty.</u>
1	7-32-06027	Hopper	1
2	7-17-05027	Cylinder, Hopper Hydraulic	1
3	2-00-05499	Pin, Clevis 1/2 dia x 4" long	2
4	2-00-05401	Shoulder Screw, 1/2-3/4	1
5	2-00-05424	Screw, Shoulder 1/2-1/2	1
6	2-00-01362	Bearing, Plain Thrust, .507 ID x .750 OD	2
7	2-00-00643	Nut, 3/8-16 Stop	2
8	2-00-03933	Washer, Plain Fiber 1/2 ID x 1.25 OD	2
9	2-00-05320	Hairpin, Cotter	2
10	7-03-04217	Arm Safety, Low Dump Hopper	1
11	2-00-00224	Screw, 5/16-18 x .500 HHC	1
12	7-76-00121	Spring, Safety Arm Hopper	1
13	2-00-03702	Washer, .625 x .281 x .063	1
14	2-00-00219	Screw, 1/4-20 x 1/2 HHC	1
15	7-29-00259	Gasket, Hopper	2
16	7-25-08092	Flap, Hopper	1
17	7-13-07201	Clamp, Hopper	1
18	2-00-00221	Screw, 1/4-20 x 3/4 HHC	6
19	2-00-00641	Nut, 1/4-20 Insert Fiber	6
20	7-82-05002	Flag, Proximity Switch	1
21	2-00-02961	Screw, Mach #5-40 CRRH	2
22	7-29-00306	Gasket, Hopper	1
23	7-29-00307	Gasket, Hopper	1
24	7-82-00047	Switch, Hopper Proximity	1

C2113d/1-04



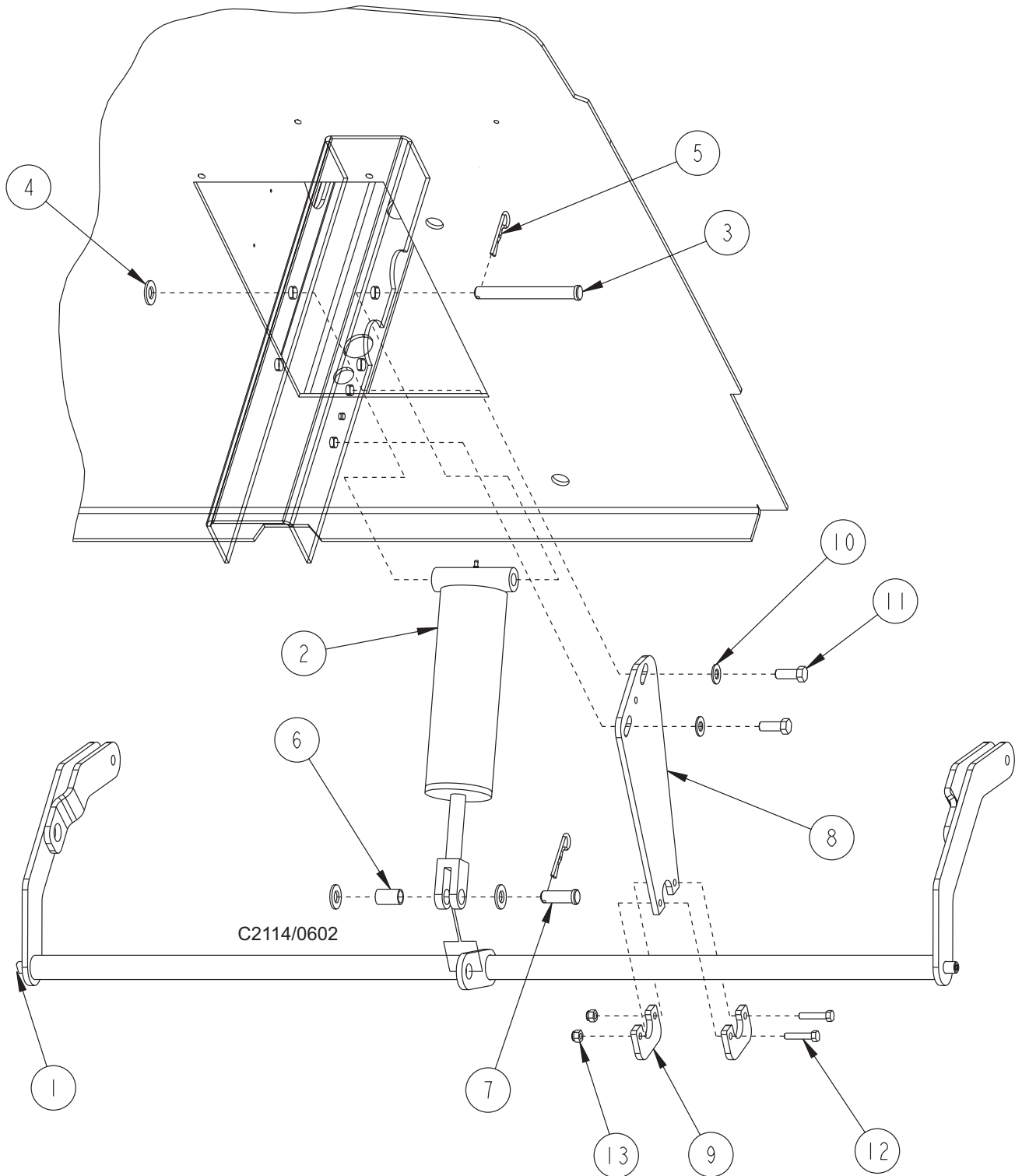
C2113d

SCRUB DECK LIFT (40")

<u>Key No.</u>	<u>Part Number</u>	<u>Description</u>	<u>Qty.</u>
1	7-70-05197	Shaft, 40" Scrub Deck Lift (Weldment)	1
2	7-17-05025	Cylinder, Hydraulic Scrub Deck Lift	1
3	2-00-05510	Pin, Clevis 1/2" dia x 4 1/2 long	1
4	2-00-00405	Flat Washer, 1.063 x .531 x .94	3
5	2-00-05320	Hairpin Cotter	2
6	2-00-05501	Bearing, Plain Sleeve bronze 1/2 ID x 5/8 OD	1
7	2-00-05500	Pin Clevis 1/2" dia x 1 27/64 Long	1
8	7-81-00252	Support, Shaft Scrub Deck Lift	1
9	7-13-07222	Clamp, Shaft Support Scrub Deck Lift	2
10	2-00-00456	Washer, Flat, .812 x .406 x .063 S/S	2
11	2-00-00233	Bolt, Hex Head .25-20 x 1.250 gr 5 Zinc	2
12	2-00-02587	Screw, Cap, Hex-Head .25-20 x 1.250	2
13	2-00-00641	Nut, 1/4-20	2

C2114/0602

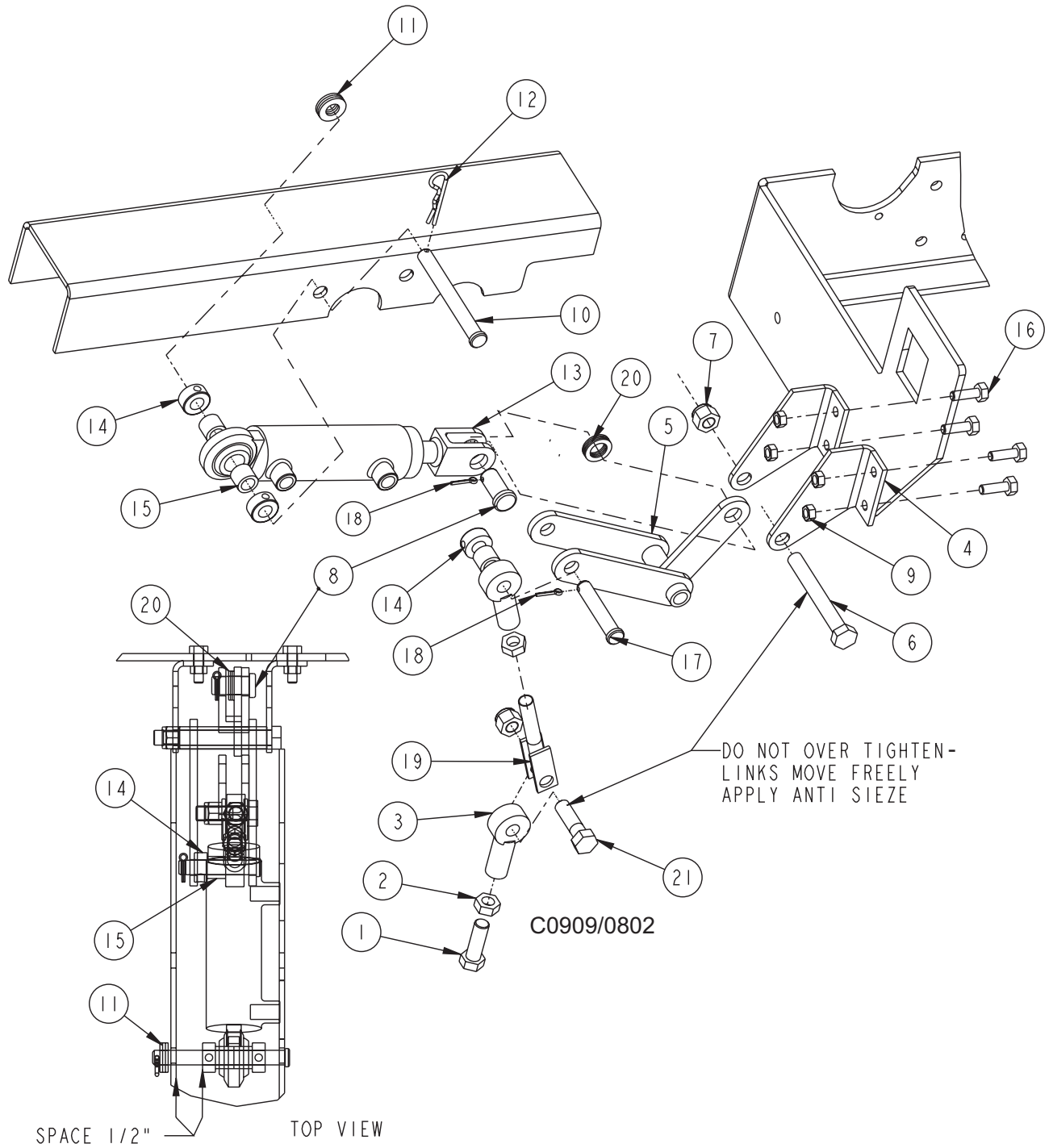
SCRUB DECK LIFT (40")



SCRUB DECK LIFT (46")

<u>Key No.</u>	<u>Part Number</u>	<u>Description</u>	<u>Qty.</u>
1	2-00-02691	Screw	1
2	2-00-00591	Jam Nut	2
3	8-66-00144	Rod End	1
4	7-08-01107	Bracket, 46" Scrub Deck Lift	2
5	7-03-04234	Arm, Weldment Scrub Deck Lift	1
6	2-00-04816	Hex Bolt, 1/2-13 x 4 LG	1
7	2-00-04936	Locknut, Elastic 1/2-13	1
8	7-55-08169	Pin, .625 Dia x 1-1/4 W/Hairpin Cotter	1
9	2-00-00644	Nut, 5/16-18 Insert Fiber	4
10	2-00-05510	Pin, Clevis 1/2" Dia x 4-1/2 Long	1
11	2-00-00405	Flat Washer, 1.063 x .531 x .094	1
12	2-00-05320	Hairpin Cotter	1
13	7-17-05020	Cylinder, Hopper Door	1
	7-70-00021	Seal Kit (Service Part)	
14	2-00-03589	Collar	3
15	2-00-03151	Spacer, 1/2 ID x 3/4 OD x 5/8 LG	2
16	2-00-00206	Bolt, 5/16-18, 3/4 LG	4
17	2-00-05466	Pin, Clevis	1
18	7-42-05179	Link, Scrub Deck Lift	1
19	2-00-00418	Washer, .627 ID X .984OD X .063Thick	3
20	2-00-00241	Bolt, 1/2-13 X 3/4 LG	1
21	2-00-00775	Cotter Pin, 1/8 Dia. X 1 LG	2

C0909/0802

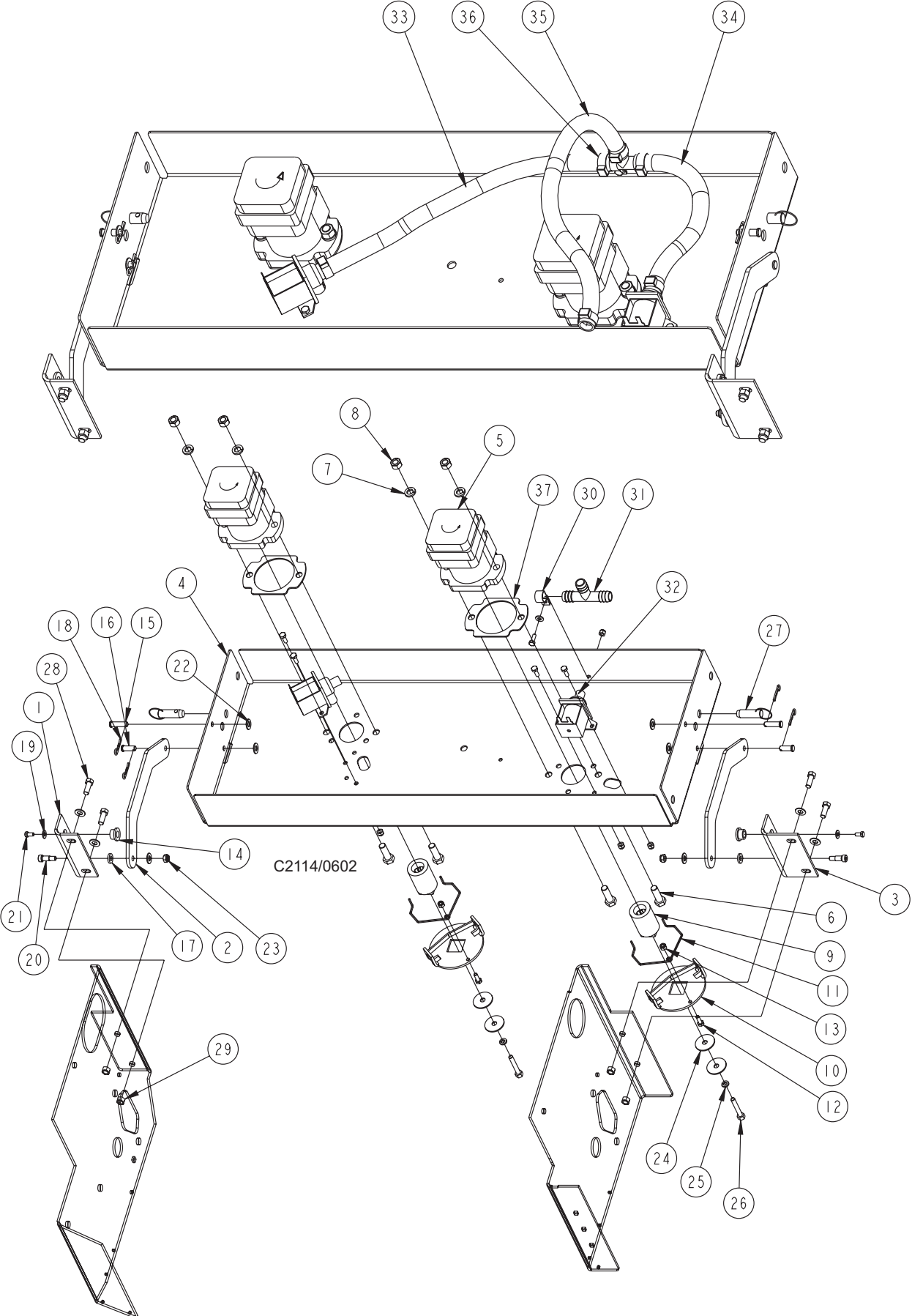


SCRUB DECK (40")

<u>Key No.</u>	<u>Part Number</u>	<u>Description</u>	<u>Qty.</u>
1	7-08-01029	Bracket, RH Frame to Scrub Deck Lift	1
2	7-42-05172	Arm, Lower Scrub Deck Lift	2
3	7-08-01030	Bracket, LH Frame to Scrub Deck Lift	1
4	7-27-07202	Frame, Brush Drive (40")	1
5	0782-150	Motor, Hydraulic Brush Drive	2
6	2-00-01254	Screw, 1/2 - 13 x 1.50 HHCS	4
7	2-00-02312	Lock Washer, 1/2"	4
8	2-00-00596	Nut, 1/2"	4
9	7-33-09031	Hub, Brush Drive	2
10	7-03-04123	Arm, Brush Drive	2
11	7-41-00027	Latch, Brush Driver	2
12	2-00-00221	Bolt, Hex Head Finished 1/4 - 20	7
13	2-00-00641	Nut, 1/4 - 20	7
14	2-00-05506	Bearing, Flanged Plain Bronze 1/2 ID X 3/4 OD	2
15	2-00-05508	Pin, Clevis 3/8 dia x 1 5/16 lg	2
16	2-00-05507	Pin, Clevis 3/8 dia x 1 lg	2
17	2-00-05505	Bearing Thrust PL BR 1/2 ID x 1 OD	2
18	2-00-05503	Hairpin, Cotter	4
19	2-00-03702	Washer, .625 x .281 x .063	3
20	2-00-05504	Screw, Shoulder 5/16-18 x 5/8 Hex Socket HD	2
21	2-00-00219	Bolt, Hex Head Finished 1/4-20	2
22	2-00-00456	Flat Washer, .812 x .406 x .063 SS	10
23	2-00-00646	Lock Nut, Elastic 5/16-18	2
24	2-00-04851	Flat Washer	4
25	2-00-00530	Lock Washer	2
26	2-00-00218	Bolt, Hex Head 5/16-18	2
27	7-55-08151	Pin, Lockup	2
28	2-00-00233	Bolt, Hex Head, Finished 3/8-16	4
29	2-95-04182	Nut, 3/8-16 elastic Stop Nut	4
30	2-00-04564	Clamp. Cable	1
31	2-00-05447	Tee, Plastic (3/4")	1
32	7-88-00088	Valve, Solution (12VDC)	2
33	7-33-02453	Hose, Solution Hose	1
34	7-33-02454	Hose, Solution Hose	1
35	7-33-02455	Hose, Solution Hose	1
36	2-00-03407	Hose, Clamp Witteck #10P	6
37	7-75-01220	Spacer, Hydraulic Motor	2

c2115/00602

SCRUB DECK (40")

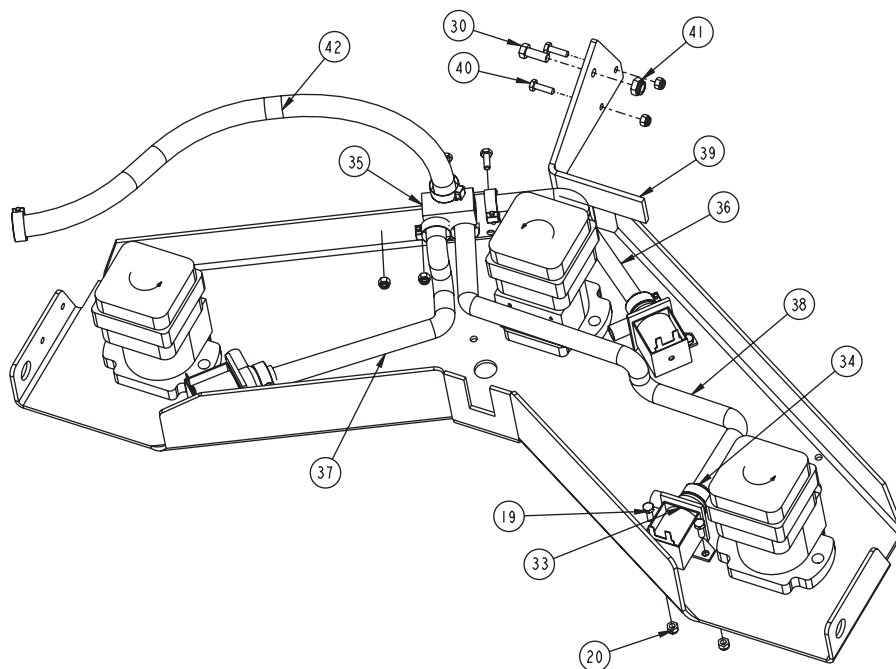
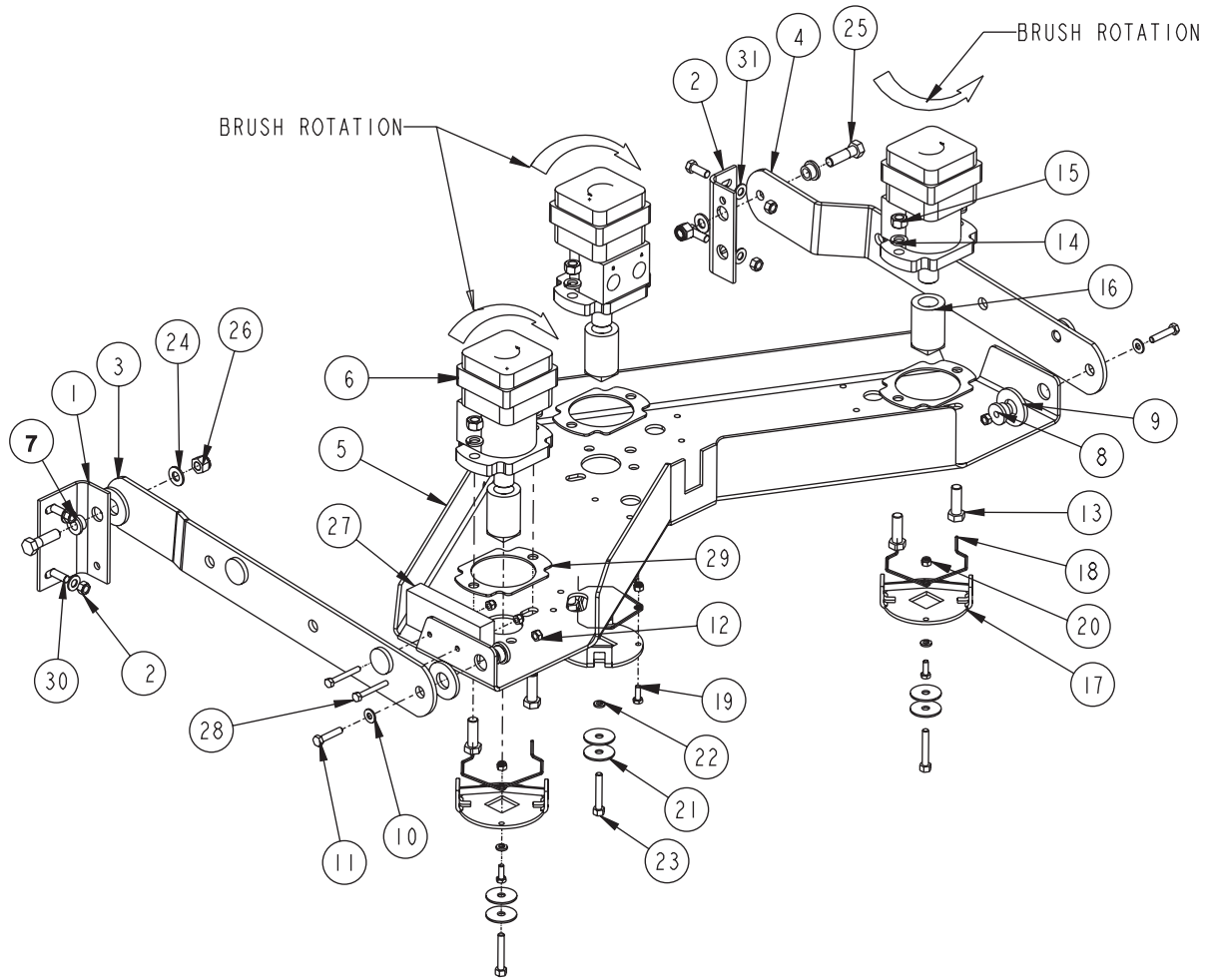


SCRUB DECK (46")

<u>Key No.</u>	<u>Part Number</u>	<u>Description</u>	<u>Qty.</u>
1	7-08-01030	Bracket, LH Frame to Scrub Deck Lift	1
2	7-08-01029	Bracket, RH Frame to Scrub Deck Lift	1
3	7-42-05160	Link, Brush Frame (46" LH)	1
4	7-42-05161	Link, Brush Frame (46" RH)	1
5	7-27-07207	Brush Frame	1
6	0782-150	Motor, Hydraulic Brush Drive	3
7	2-00-05506	Bearing, Flanged-PL BR, 1/2 ID x 3/4 OD	2
8	7-09-01143	Bushing, Brush Lift	2
9	2-00-05460	Washer, 2.00 OD x .88 ID x .210 THK	3
10	2-00-00451	Washer, Flat	2
11	2-00-00225	Screw, 5/16-18 x 1.5 HHC	2
12	2-00-00644	Nut, Hex Insert Fiber 5/16-18	2
13	2-00-01254	Screw, 1/2-13 x 1.5 HHCS	6
14	2-00-02312	Washer, Lock 1/2"	6
15	2-00-00596	Nut, 1/2"	6
16	7-33-09031	Hub, Brush Drive	3
17	7-03-04123	Arm, Brush Drive (Weldment)	3
18	7-41-00027	Latch, Brush Driver	3
19	2-00-00221	Bolt, Hex Head Finished, 1/4-20 x .75 GR8	3
20	2-00-00641	Nut, Fiber Insert 1/4-20	5
21	2-00-04851	Washer, Flat	6
22	2-00-00530	Washer, Lock	3
23	2-00-00218	Bolt, Hex Head 5/16-18	3
24	2-00-00405	Washer, Flat-1.063 x .531 x .094	2
25	2-00-00241	Bolt, 1/2-13 x 3/4 LG	2
26	2-00-04936	Lock Nut, Elastic 1/2-13	2
27	7-89-16628	W/D, 46 Scrub Deck Weight Block	1
28	2-00-02589	Bolt, Hex Head Finished, 1/4-20 x 2.00 GR5	2
29	7-75-01220	Spacer, Hydraulic Motor	3
30	2-00-00233	Bolt, Hex Head Finished, 3/8-16 x 1.00	4
31	2-00-00456	Washer, Flat .812 x .406 x .063 SS	4
32	2-95-04182	Nut, Hex Stop 3/8-16	4
33	7-88-00088	Valve, Solution (12VDC)	3
34	2-00-02220	Clamp, Hose	17
35	7-48-00049	Weldment, Water Manifold	1
36	7-33-02563	Heater Hose (5/8 x 9.5LG)	1
37	7-33-02564	Heater Hose (5/8 x 11.5LG)	1
38	7-33-02565	Heater Hose (5/8 x 21 LG)	1
39	7-08-07093	Bracket, 46" Scrub Deck Balancing	1
40	2-00-01490	Screw, 1/4-20 x .875 Hex Head	2
41	2-00-00643	Lock Nut, Elastic 3/8-16	1
42	7-33-02455	Hose, Solution Feed	1

C0909a/0802

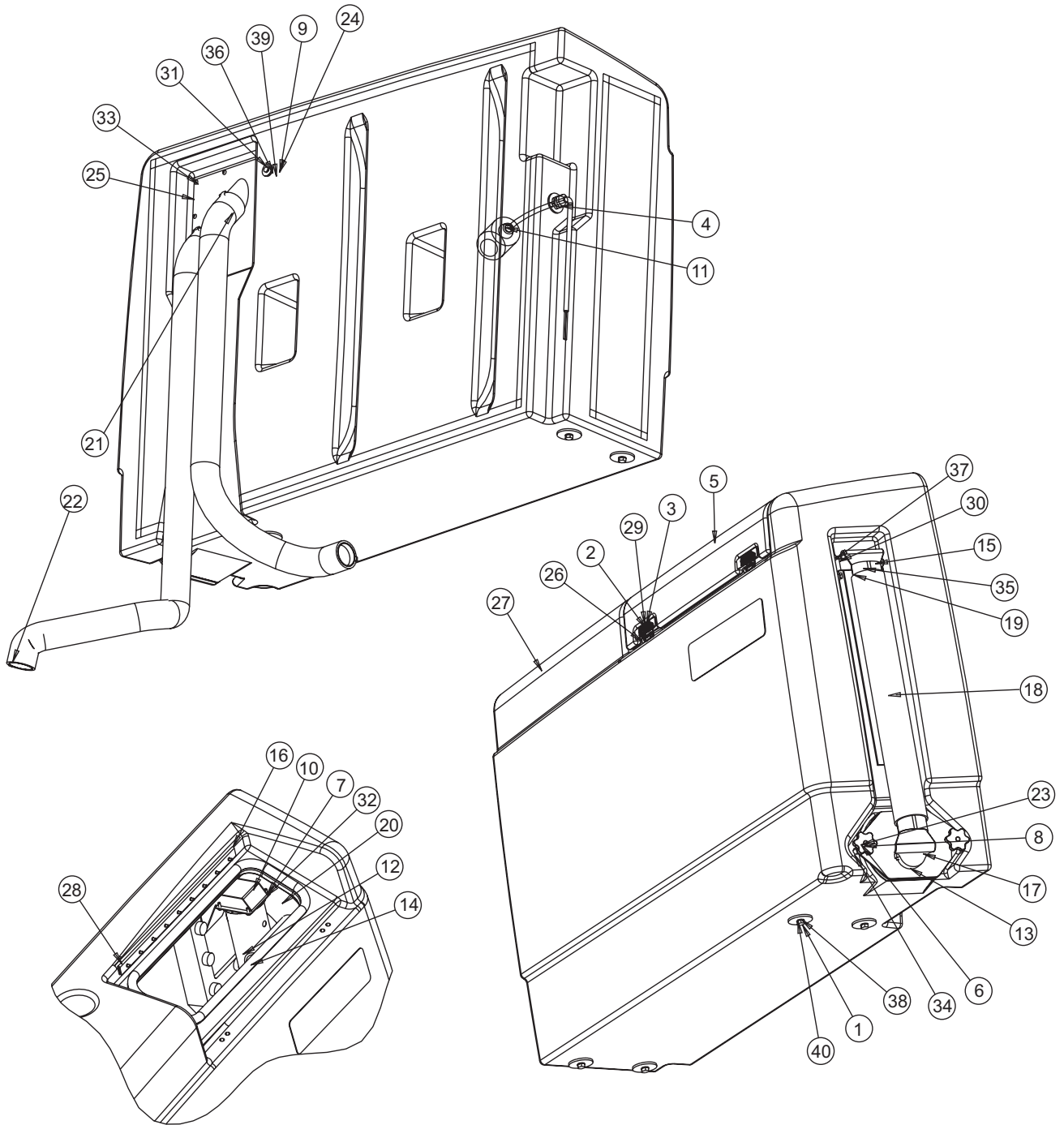
SCRUB DECK (46")



RECOVERY TANK

<u>Key No.</u>	<u>Part Number</u>	<u>Description</u>	<u>Qty.</u>
1	2-00-00232	Bolt, Hex Head Finished, 3/8-16	4
2	7-08-01038	Bracket, Recovery Latch	2
3	7-08-01039	Bracket, Recovery Latch	2
4	7-09-01122	Bushing	1
5	7-16-07440	Cover, Recovery Tank	1
6	7-19-08063	Door, Recovery Tank Drain	1
7	2-00-00466	Flat Washer, .625 x .203 x .031	4
8	2-00-00410	Flat Washer, .875 x .375 x .060	2
9	2-00-05237	Flat Washer, 1.063 x .265 x .063	2
10	7-10-04008	Float Cage	1
11	0775-0164	Float Switch	1
12	7-26-04012	Float, Recovery	1
13	7-29-00250	Gasket, Recovery Tank Drain	1
14	7-29-00265	Gasket, Vacuum Recovery	1
15	7-31-07027	Hanger, Drain Hose	1
16	7-32-00045	Hinge, Recovery Lid	1
17	2-00-02216	Hose, Clamp	6
18	7-33-02396	Sleeve, Drain Hose	1
19	7-33-02405	Hose, Drain	1
20	7-33-02427	Hose, Recovery Tank Inlet	1
21	7-33-02458	Hose, Vacuum (to vac manifold)	1
22	7-33-02459	Hose, Vacuum (to squeegee)	1
23	25201a	Knob	2
24	2-00-04688	Nut, 1/4-20 Hex	1
25	7-58-05306	Plate, Vac Inlet (welded)	1
26	7-23-03119	Plunger, Spring, Main Broom Door	2
27*	7-83-04192	Recovery Tank	1
28	2-00-05687	Screw, #10-24 x .375 Undercut FHMS	18
29	2-00-00052	Screw, #10-24 x .38 RHMS	8
30	2-00-00220	Screw, 1/4-20 x .625	2
31	2-00-04966	Screw, 1/4-20 x 1.50 HHM	1
32	2-00-03940	Screw, T/C HH #10-24 x .50 LG	4
33	2-00-00049	Screw, RHM #10-24 x .50 ZN PL	10
34	7-80-05086	Stud, Clean Out Door	2
35	7-87-02201	Tube, Drain	1
36	2-14-03197	Washer, Neoprene, 1x.19x1/8	2
37	2-00-00518	Lock Washer, 1/4" Helical Spring	2
38	2-95-04689	Washer, Axle	4
39	2-00-04687	Lock Washer, 1/4" Helical Spring	1
40	2-00-02310	Lock Washer, 3/8" Helical Spring	4

*If you are ordering a replacement tank, you must also order:
1 of 8-18-00538 (7740 decal) and 2 of 8-18-00524 (American-Lincoln decal)



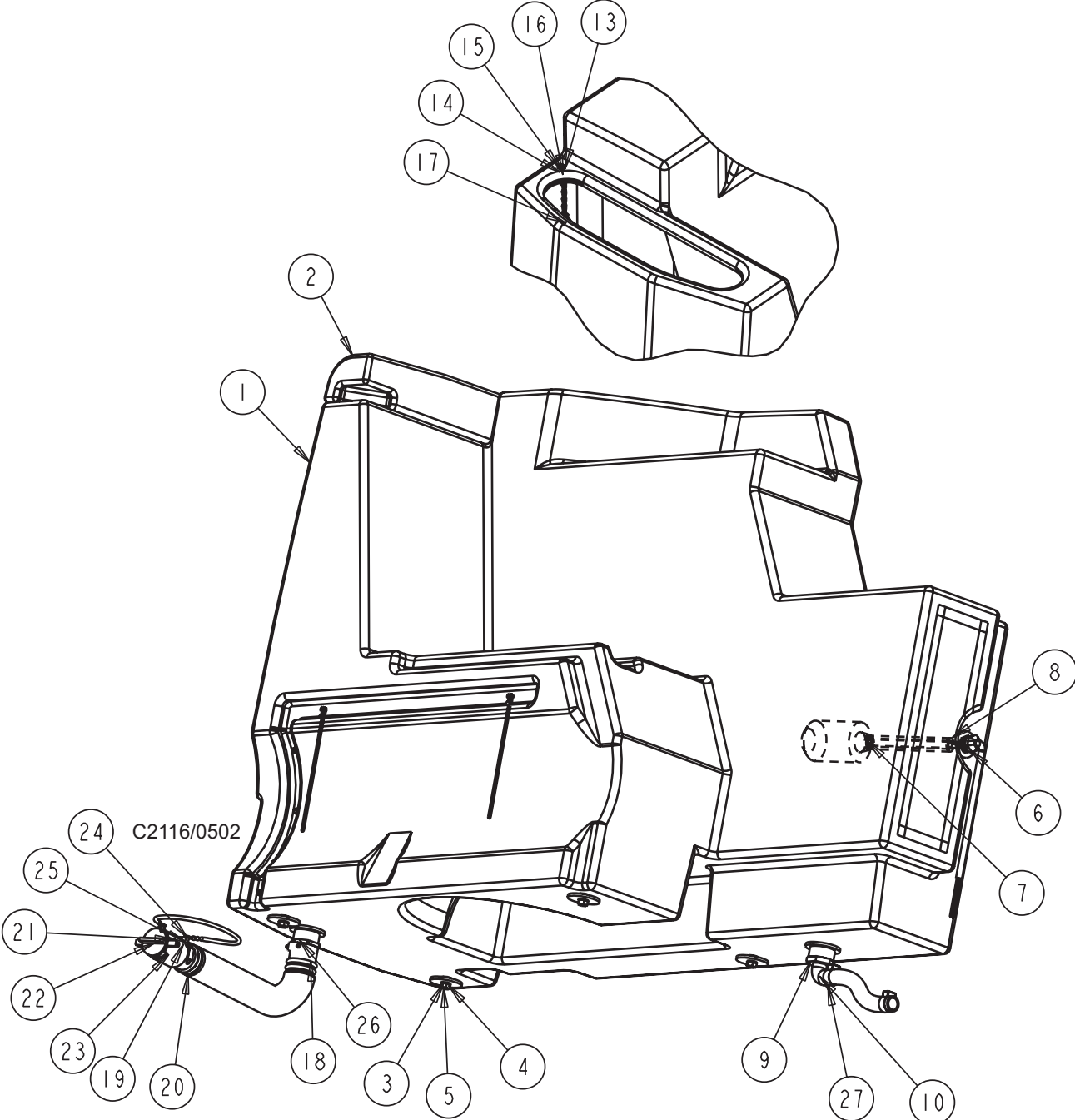
C0910-mi

SOLUTION TANK

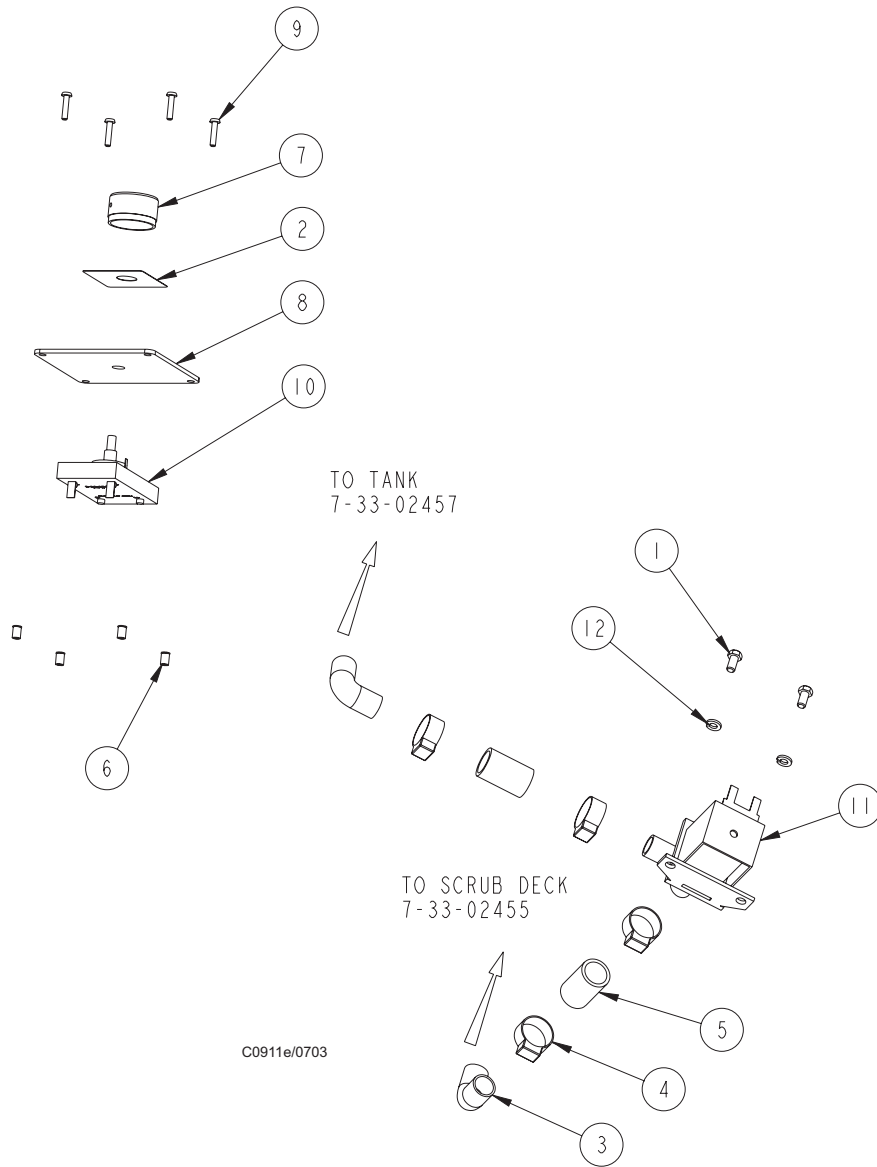
<u>Key No.</u>	<u>Part Number</u>	<u>Description</u>	<u>Qty.</u>
1*	7-83-04191	Solution Tank	1
2	7-16-07439	Cover, Solution Tank	1
3	2-95-04689	Washer, Axel	4
4	2-00-02310	Lockwasher, 3/8" helical Spring	4
5	2-00-00232	Bolt, Hex Head Finished 3/8-16	4
6	7-09-01122	Bushing	1
7	0775-217	Float Switch, Altered	1
8	7-87-02191	Tube, Float Switch	1
9	7-24-04056	Filter, Solution	1
10	7-33-02457	Hose, Solution Feed	1
11	2-00-04937	Tie, Cable	6
12	2-00-00044	Screw, #8-32 x 1/2 RHM	6
13	7-13-05078	Chain, Solution Lid	1
14	2-00-00426	Flatwasher, .500 x .219 x .063	3
15	2-00-00056	Screw, #10-24 x .75 RHM	1
16	2-00-01246	Nut, #10-24 Elastic Stop Nut	1
17	2-00-00049	Screw, RHM #10-24 x .50 ZN PL	1
18	7-56-05027	Fitting, Adapter	1
19	7-33-02409	Hose, Solution Drain	1
20	839401	Valve, Drain	1
21	7-29-00186	Gasket, Drain Valve	1
22	833901	Handle, Drain Valve	1
23	2-00-03404	Clamp	2
24	52206A	Chain, Cover Autoscrubber	1
25	962987	Screw, #10-24 x .75 PN	2
26	2-00-04620	Seal, O Ring	1
27	2-00-03407	Hose, Clamp	2

*If you are ordering a replacement tank, you must also order:
1 of 8-18-00538 (7740 decal) and 2 of 8-18-00524 (American-Lincoln decal)

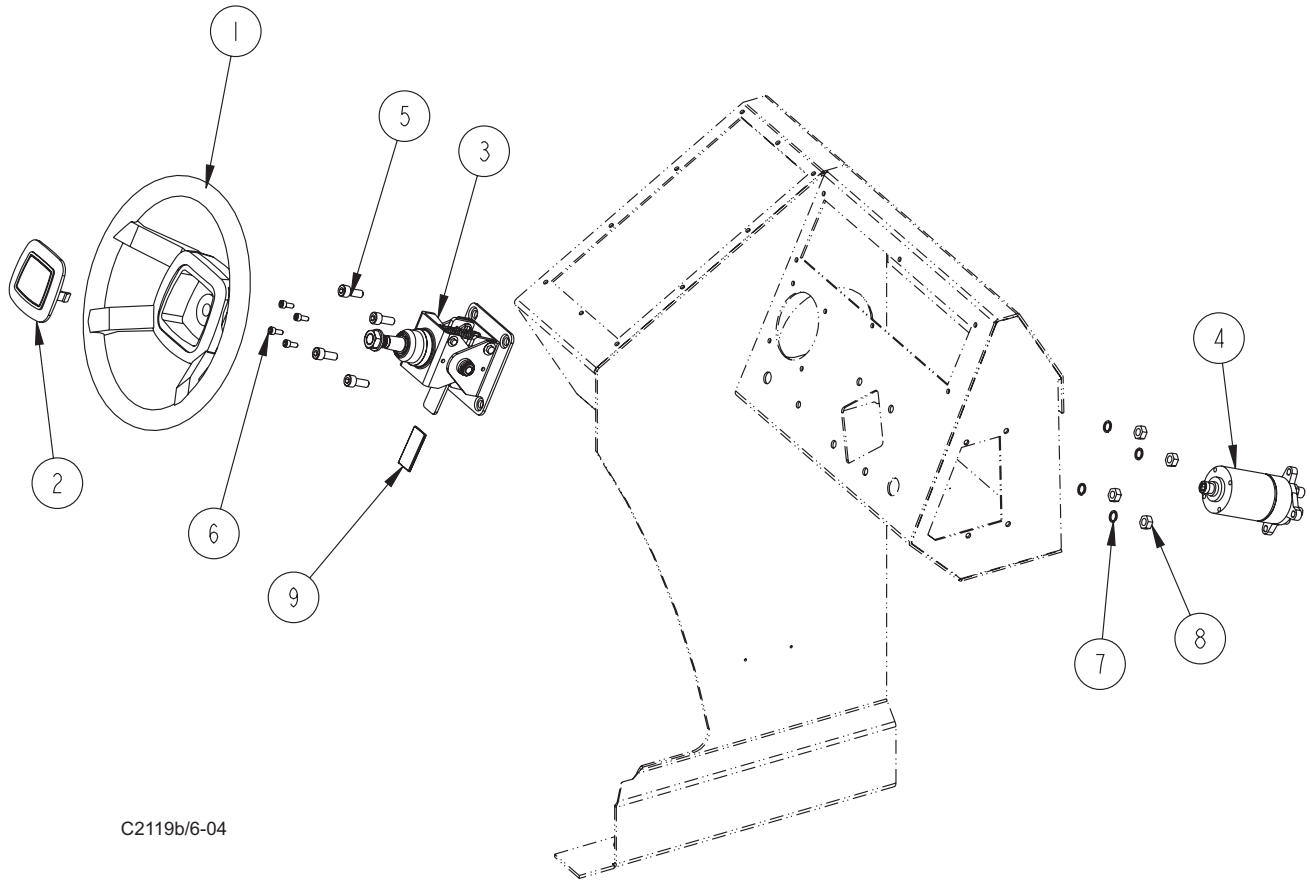
C2116/0502



SOLUTION CONTROL



<u>Key No.</u>	<u>Part Number</u>	<u>Description</u>	<u>Qty.</u>
1	2-00-00219	Bolt, Hex Head, Finished 1/4-20	2
2	7-18-00322	Decal, Solution Control	1
3	2-00-05380	Fitting, Elbow	2
4	2-00-03407	Clamp, Witteck #10P Hose	4
5	7-33-02485	Hose, Solution Feed	2
6	2-00-05324	Insert, #8-32 Thread	4
7	7-39-00028	Knob, Solution Flow Module	1
8	7-52-00198	Panel, Solution Control	1
9	2-00-05337	Screw, #8-32 x .75 BHSC	4
10	2-00-05912	Solenoid Controller, 1 Hz, 12 VDC	1
11	7-88-00088	Valve, Solution (12 VDC)	1
12	2-00-00518	Lockwasher, 1/4" Helical Spring	2



C2119b/6-04

<u>Key No.</u>	<u>Part Number</u>	<u>Description</u>	<u>Qty.</u>
1	7-89-08094	Wheel, Steering	1
2	7-16-07428	Cover, Steering Wheel	1
3	7-70-05207	Tilt Column	1
4	7-60-05057	Pump, Steering	1
5	2-00-05901	Screw, HSHC M10 x 1.25 x 25mm BLOX	4
6	2-00-05902	Screw, HSHC M6 x 1.0 x 15mm BLOX	4
7	2-00-02311	Lock Washer, 7/16 Medium	4
8	2-00-04959	Nut, 10mm x 1.25	4
9	7-31-06083	Grip, Handle	1

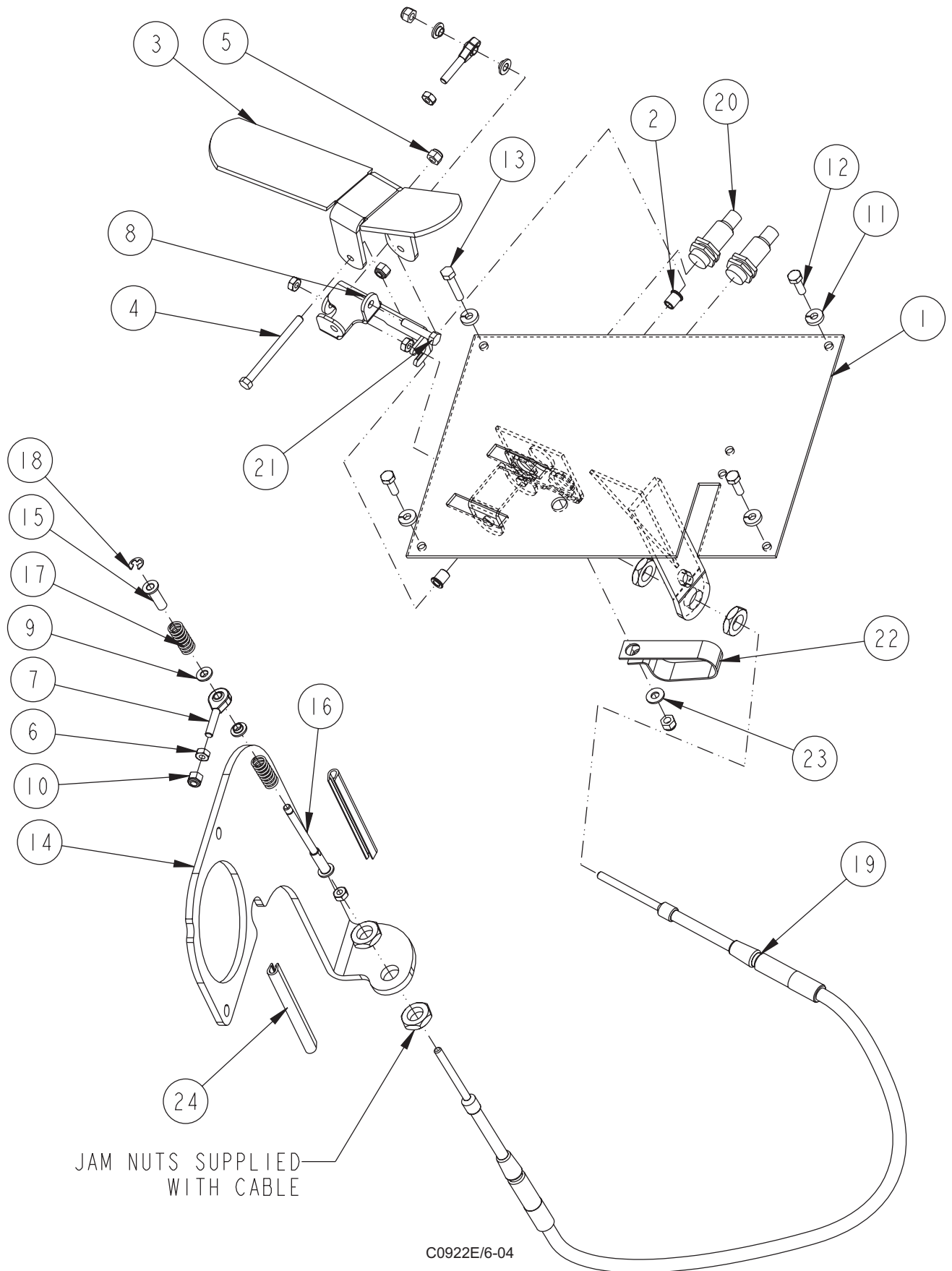
C2119b/6-04

FORWARD/REVERSE ASSEMBLY

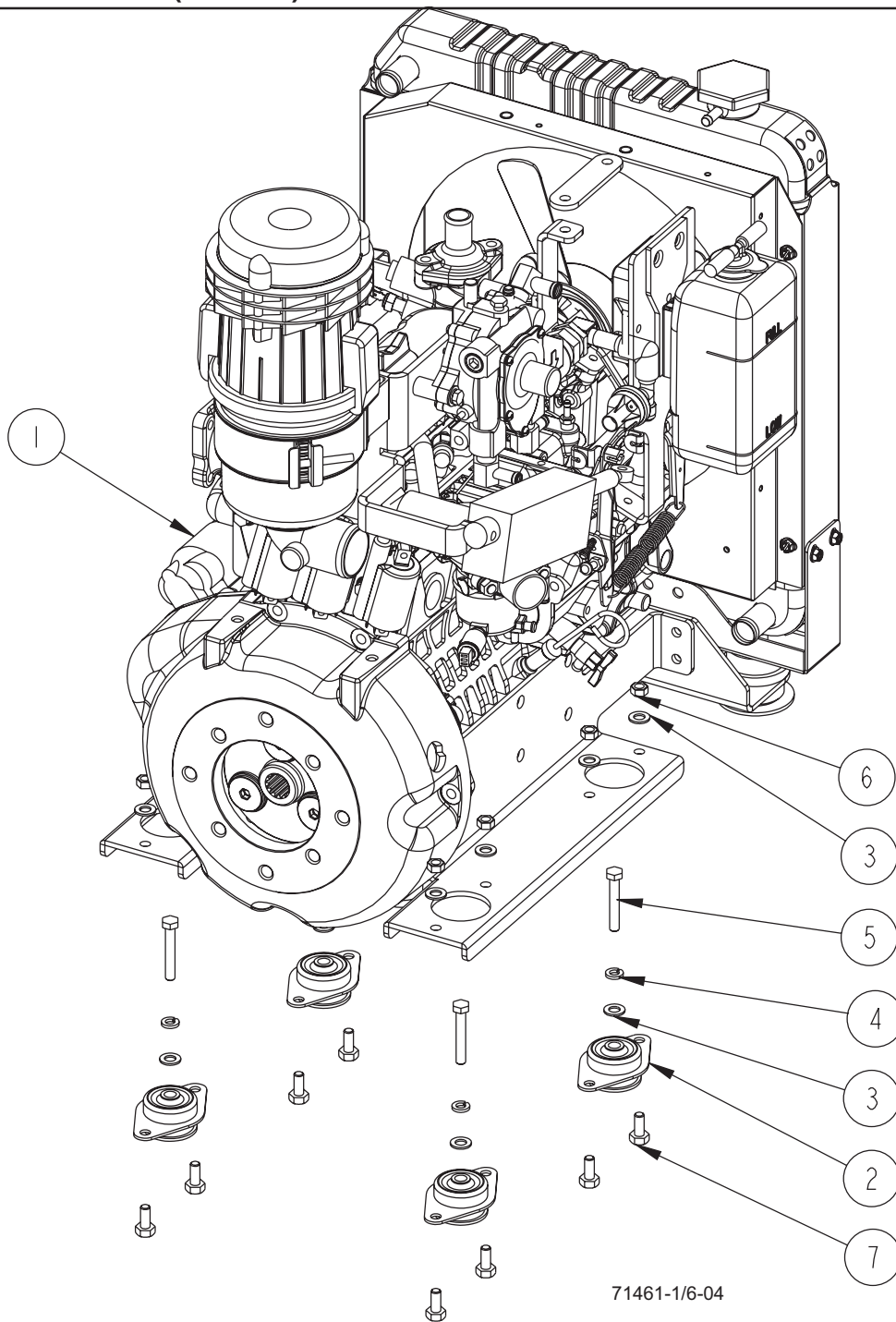
<u>Key No.</u>	<u>Part Number</u>	<u>Description</u>	<u>Qty.</u>
1	7-58-05322	Plate, Floor	1
2	7-09-00148	Bushing, Flanged P/M	2
3	7-55-00037	Pedal, Forward/Reverse	1
4	2-00-02638	Bolt, 1/4-20 x 3.0	1
5	2-00-00641	Nut, 1/4-20 Fiber Insert	3
6	2-95-01999	Nut, 1/4-28 Hex Jam	5
7	7-66-00197	Rod End, 1/4-20 Male	2
8	7-42-05183	Link, Cable	1
9	7-75-01237	Spacer, RTN Device	4
10	2-00-00633	Nut, 1/4-28 Fiber Insert	2
11	2-00-04687	Lock Washer, 1/4 Helical Spring	4
12	2-00-00221	Bolt, 1/4-20 Fin. Hex Head	3
13	2-00-00222	Screw, 1/4-20 x 1.25 Hex Head	1
14	7-08-01129	Bracket, Directional Control	1
15	7-09-01156	Bushing, RTN Device	1
16	7-70-05205	Shaft, RTN Device	1
17	7-76-00127	Spring	2
18	2-00-05532	Ring, 1/4 E-Style Retaining	1
19	7-10-00052	Cable, FWD/REV	1
20	7-82-00047	Switch, Proximity (Hopper)	2
21	2-00-02587	Screw, 1/4-20 x 1.25 Hex Head Cap	1
22	2-00-05253	Clamp, 3/4" Double Wire	1
23	2-00-03702	Washer, .625 x .281 x .063	1
24	8-21-04034	Edgign, Access Panel	2

C0922E/6-04

FORWARD/REVERSE ASSEMBLY



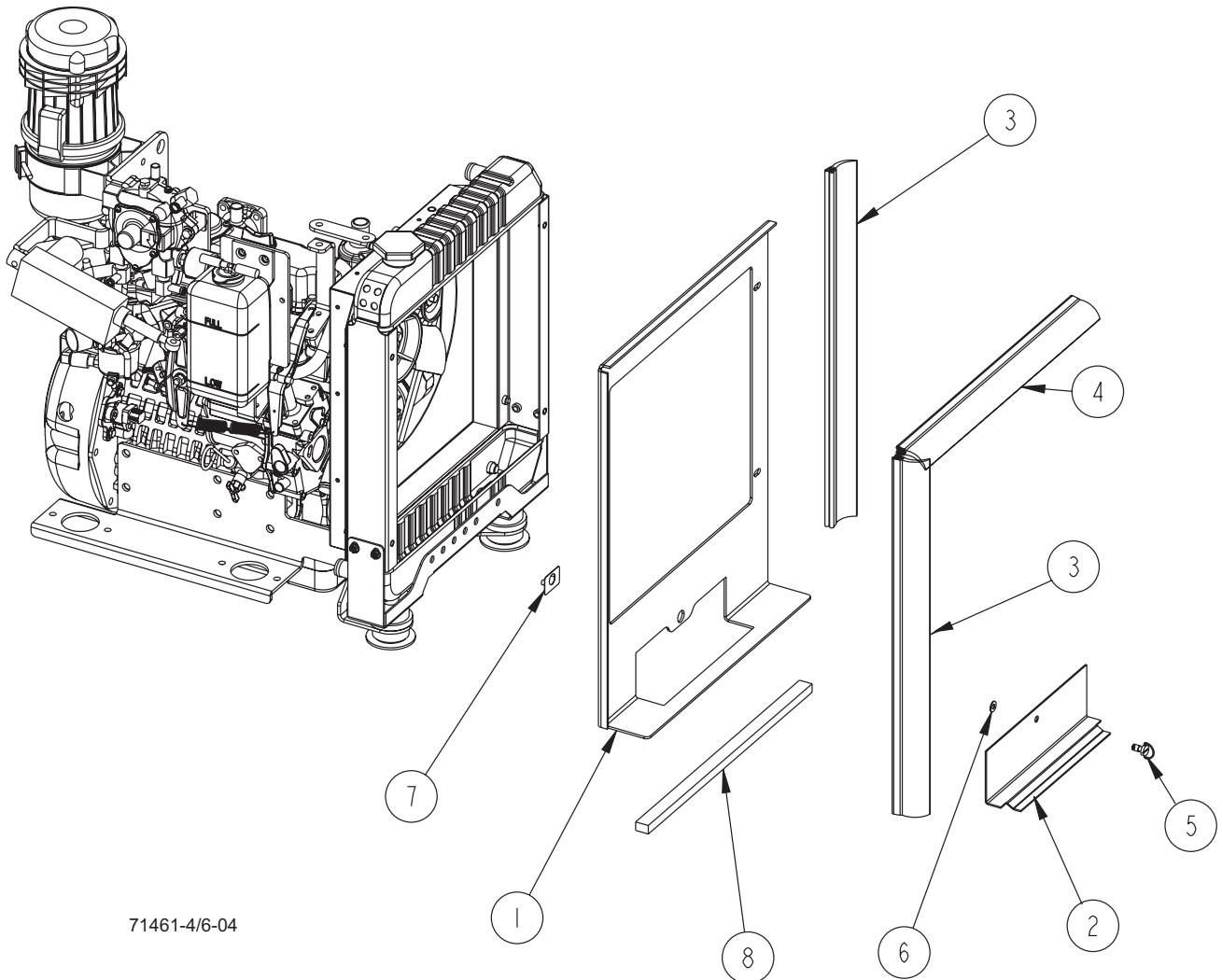
KUBOTA 972 ENGINE (GAS/LP)



71461-1/6-04

<u>Key No.</u>	<u>Part Number</u>	<u>Description</u>	<u>Qty.</u>
1	0777-064	Engine, Kubota 972	1
2	7-35-00027	Engine Isolator, Front	2
3	2-00-00409	Flat Washer, .687 x .344 x .062	12
4	2-00-00530	Lock Washer, 5/16-18	4
5	2-00-00218	Bolt, 5/16-18 Hex Head	4
6	2-00-00644	Nut, 5/16-18 Fiber Insert Hex	8
7	2-00-00208	Screw, 5/16-18 x 3/4 HHC	8

71461-1/6-04



71461-4/6-04

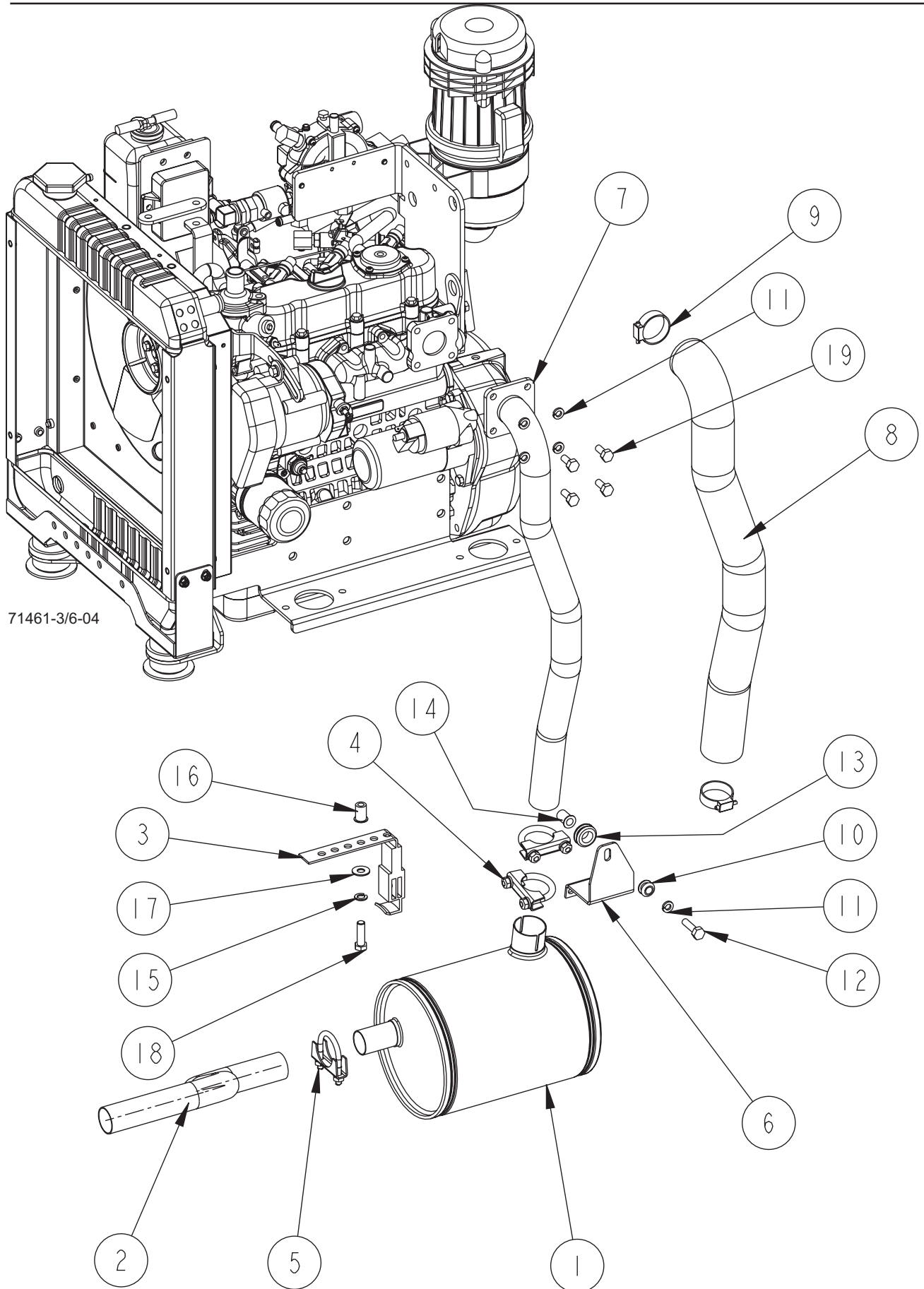
<u>Key No.</u>	<u>Part Number</u>	<u>Description</u>	<u>Qty.</u>
1	7-72-00022	Shroud, Radiator	1
2	7-52-00204	Panel, Shroud Access	1
3	7-29-00320	Gasket, Radiator Shroud	2
4	7-29-00321	Gasket, Radiator Shroud	1
5	7-23-03113	Fastener, Special	1
6	7-23-03106	Fastener, Special	1
7	7-23-03108	Fastener, Special	1
8	7-29-00266	Gasket, Radiator Shroud	1

71461-4/6-04

KUBOTA 972 ENGINE (LP/GAS)

<u>Key No.</u>	<u>Part Number</u>	<u>Description</u>	<u>Qty.</u>
1	7-49-00038	Muffler	1
2	7-56-04064	Exhaust Pipe	1
3	7-31-07033	Hanger, Muffler	1
4	2-00-04040	Clamp, 1-1/4 Muffler	2
5	7-13-07076	Clamp, 1-3/8 Muffler	1
6	7-08-01165	Bracket, Muffler	1
7	7-56-05032	Exhaust Pipe	1
8	7-34-09015	Insulating Sleeve	1
9	2-00-03404	Clamp	2
10	2-00-01915	Grommet	1
11	2-00-00530	Lock Washer, 5/16	5
12	2-00-00207	Screw, 5/16-18 x 1.25 Hex Head	1
13	2-00-03878	Grommet	1
14	2-00-05330	Insert, 5/16-18 Threaded	1
15	2-00-02310	Lock Washer, 3/8 Helical Spring	1
16	2-00-05347	Insert, 3/8-16 Threaded	1
17	2-00-00410	Washer, .875 x .375 x .060 Flat	1
18	2-00-00209	Bolt, 3/8-16 x 1.25 Hex Head	1
19	2-00-04363	Screw, M8 x 1.25 x 20mm HHC	4

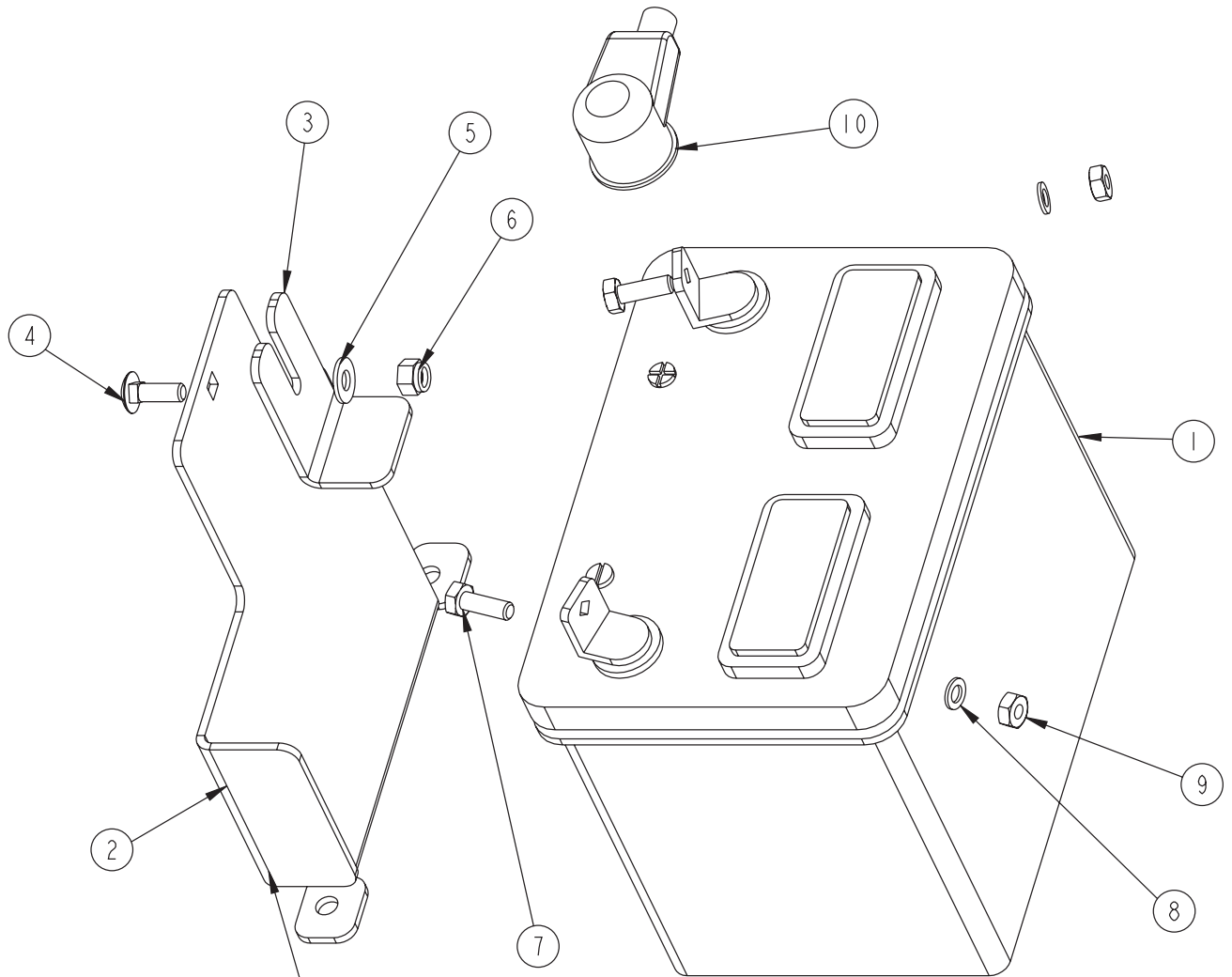
71461-3/6-04



ENGINE BATTERY

<u>Key No.</u>	<u>Part Number</u>	<u>Description</u>	<u>Qty.</u>
1	0777-041	Engine, Kubota 972	1
2	0775-117	Battery	1
3	7-08-01310	Bracket, Battery	1
4	7-08-07124	Hold-Down, Battery	1
5	2-00-03575	Carriage Bolt, 1/4-20 x 3/4	1
6	2-00-03702	Flat Washer	1
7	2-00-00221	Screw, 1/4-20 x 3/4 HHC	2
8	2-00-00501	Lock Washer, Int. Tooth	2
9	2-00-00594	Hex Nut, 1/4-20	2
10	2-00-04952	Protective Boot (Red)	1

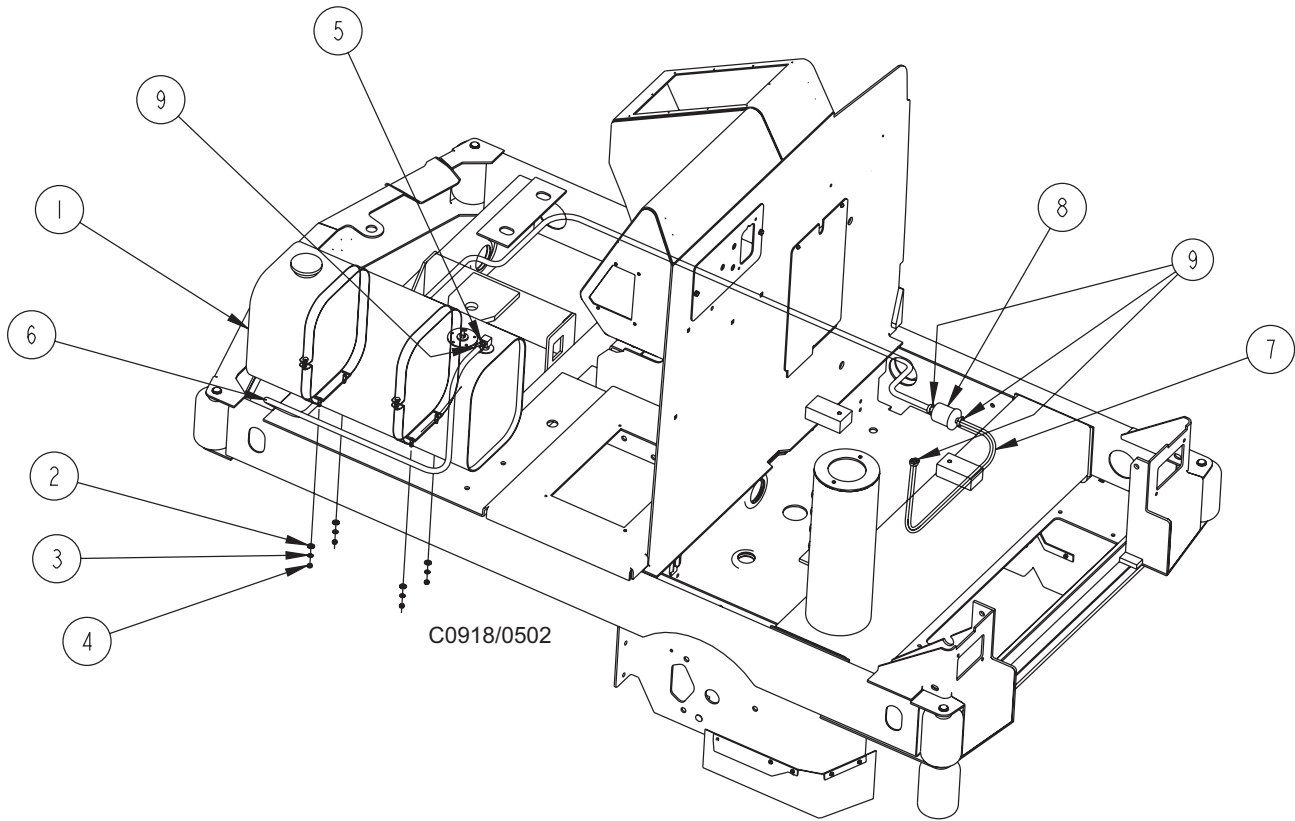
71461-5/4-05



NOTE: USE SAME MOUNTING HARDWARE FOR
FILTER BOX ASS'Y

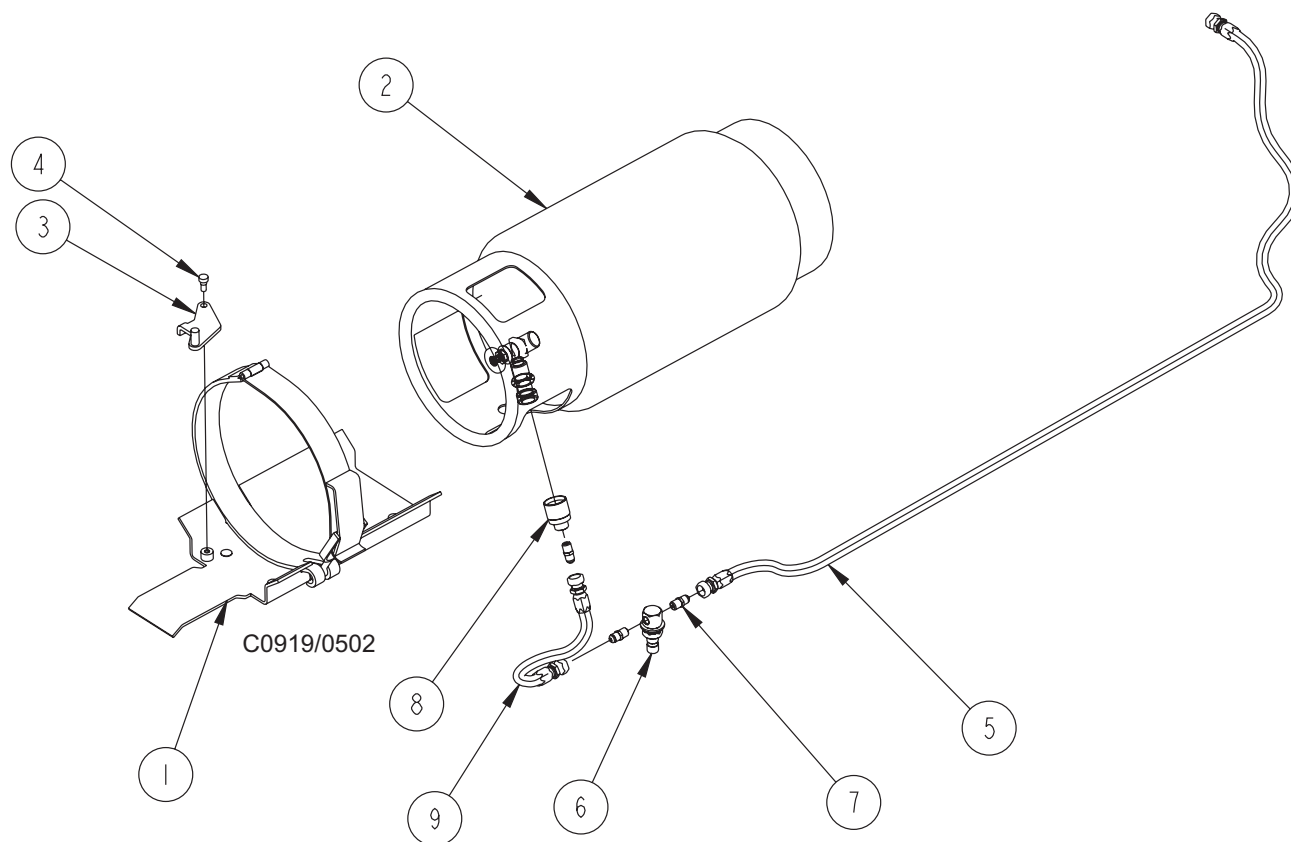
71461-5/4-05

FUEL TANK



<u>Key No.</u>	<u>Part Number</u>	<u>Description</u>	<u>Qty.</u>
1	7-83-04195	Tank, Fuel	1
2	2-00-03702	Washer, .625 x .281 x .063	4
3	2-00-00518	Washer, Lock 1/4" Helical Spring	4
4	2-00-00594	Nut, Hex 1/4-20	4
5	2-00-05161	Fitting, Barber Hose 1/4 NPT	1
6	7-33-02484	Hose Fuel	1
7	7-33-02493	Hose Fuel	1
8	7-24-04059	Filter, Fuel (Included w/Engine)	1
9	2-00-05363	Hose, Clamp	4

C0918/0502



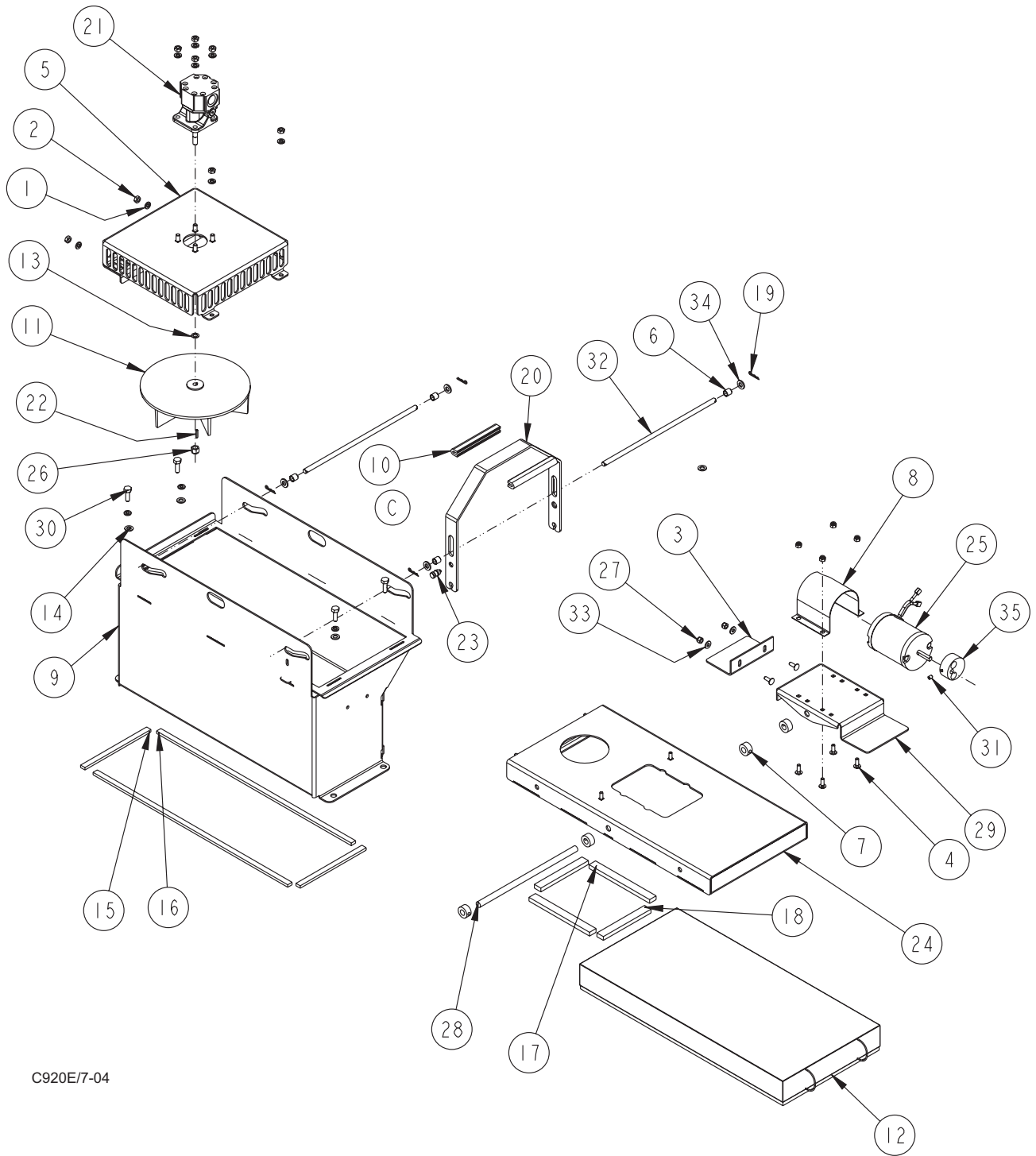
Key No.	Part Number	Description	Qty.
1	7-08-01084	Bracket, LP Tank	1
2	8-83-04016	Tank, LP Liquid Withdrawal	1
3	7-55-08174	Pin, LP Tank Locator	1
4	2-00-05548	Shoulder Screw, 3/8 x .25	1
5	7-33-02538	Hose, Vent to Solenoid	1
6	7-11-00043	LP Pressure Relief Valve	1
7	2-00-03800	Straight Adapter	3
8	N3-0042-1	Fitting, Tank Hose, LP	1
9	7-33-02539	Hose, Tank Supply	1

C0919/0502

DUST CONTROL

<u>Key No.</u>	<u>Part Number</u>	<u>Description</u>	<u>Qty.</u>
1	2-00-00530	Lock Washer, 5/16	12
2	2-00-00585	Nut, 5/16-18 Hex	8
3	7-03-04135	Arm, Shaker	1
4	2-00-03575	Carriage Bolt, .25-20 x .75 GR5 ZN	6
5	7-08-01105	Bracket, Impeller	1
6	7-06-01020	Bushing	4
7	2-00-03589	Collar w/Set Screw	4
8	8-16-07406	Cover, Shaker Motor	1
9	7-20-06020	Duct, Dust Control	1
10	7-21-04046	Edging, Dust Control Handle	2
11	8-23-00012	Fan, Impeller	1
12	7-24-04069	Filter, Dust Control	1
	7-24-04069-2	POLY Dust Control Filter Option	
13	2-00-00484	Flat Washer, .625 x .375 x .046	1
14	2-00-00409	Flat Washer, .687 x .344 x .062	4
15	7-29-00283	Gasket	2
16	7-29-00284	Gasket	2
17	8-29-00228	Gasket	2
18	8-29-00229	Gasket	2
19	2-00-05249	Hair Pin Cotter	4
20	7-31-06081	Handle, Dust Control	1
21	0885-095	Hydraulic Motor, Dust Control	1
22	2-00-02227	Key, .125 x .750 SQ	1
23	7-41-00050	Latch, Dust Control	1
24	7-48-00047	Manifold, Impeller	1
25	0860-623	Motor, Filter Shaker 12V	1
26	2-00-00632	Nut, 5/16-18 Fiber Insert	1
27	2-00-00641	Nut, 1/4-20 Fiber Insert	6
28	8-55-08114	Pin, Shaker Pivot	1
29	7-58-05278	Plate, Shaker Motor	1
30	2-00-02708	Screw, 5/16-18 x 1.0 HHC	4
31	2-00-00264	Setscrew, HS Knurled Cup PT 1/4-20 x 5/16	1
32	7-70-05203	Shaft, Dust Control Cam	2
33	2-00-03702	Washer, .625 x .281 x .063	2
34	2-00-00402	Washer, 25/64 ID x 3/4 OD	4
35	8-89-04019	Weight, Filter Shaker	1

C0920E/7-04



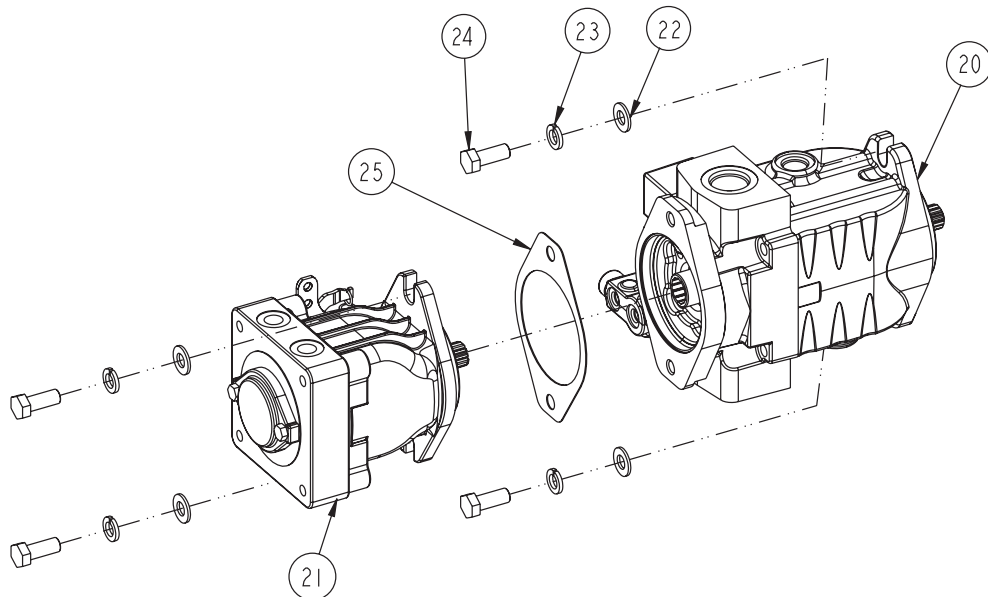
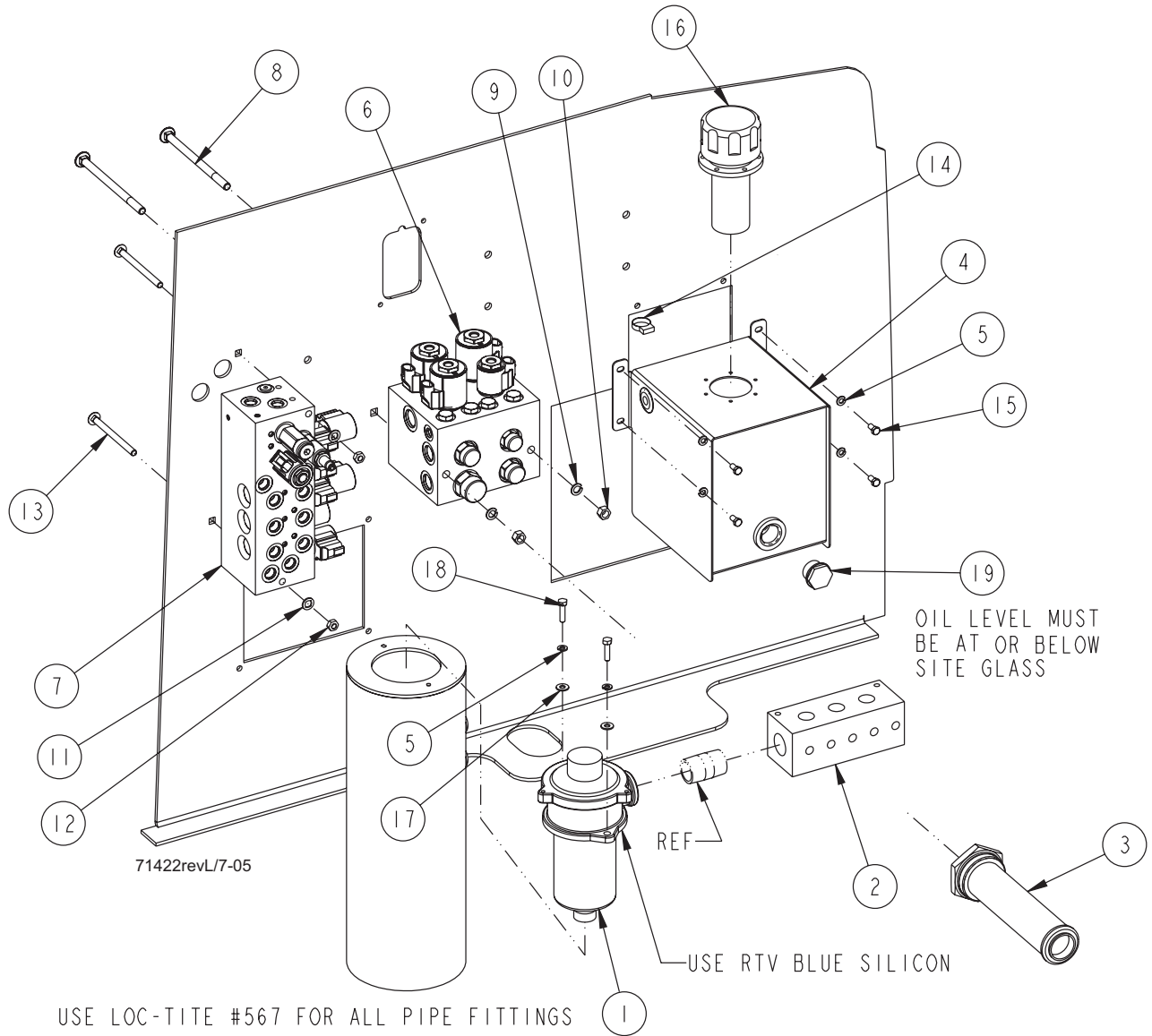
C920E/7-04

HYDRAULIC SUBASSEMBLY

<u>Key No.</u>	<u>Part Number</u>	<u>Description</u>	<u>Qty.</u>
1	7-24-04031	Return Filter	1
2	7-48-00019	Manifold, Hydraulic	1
3	7-24-04060	Filter, Suction Strainer	1
4	7-83-04208	Tank, Remote Oil	1
5	2-00-00518	Washer, Lock, 1/4" Helical Spring	6
6	7-88-00089	Valve, High Pressure Manifold	1
7	7-88-00114	Valve, Low Pressure Manifold	1
8	2-00-05713	Carriage Bolt, 3/8-16 x 6"	2
9	2-00-02310	Lock Washer, 3/8 Helical Spring	2
10	2-00-02360	Nut, 3/8-16 Hex	2
11	2-00-02303	Lock Washer, 5/16 HS Med	2
12	2-00-00585	Nut, 5/16-18 Hex	2
13	2-00-05806	Carriage Bolt, 5/16-18 x 3.75	2
14	2-95-04388	Clamp, Hose	1
15~	2-00-00219	Bolt, Hex Head, Finished, 1/4-20	4
16	8-11-00026	Filter Cap, Reservoir	1
17	2-00-03702	Washer, .625 x .281 x .063	2
18	2-00-00205	Bolt, Hex Head, Finished, 1/4-20	2
19~	8-48-05033	Gauge, Fluid Level	1
20	7-60-05055	Pump, Load Sense	1
21	7-60-05056	Pump, Drive	1
22	2-00-00405	Flat Washer, 1.063 x .531 x .094	4
23	2-00-02312	Lock Washer, 1/2"	4
24	2-00-00240	Screw, 1/2-13 x 1.25 HHC	4
25	7-29-00322	Gasket, BDP Pump	1

71422revLhyd.sub/7-05

HYDRAULIC SUBASSEMBLY

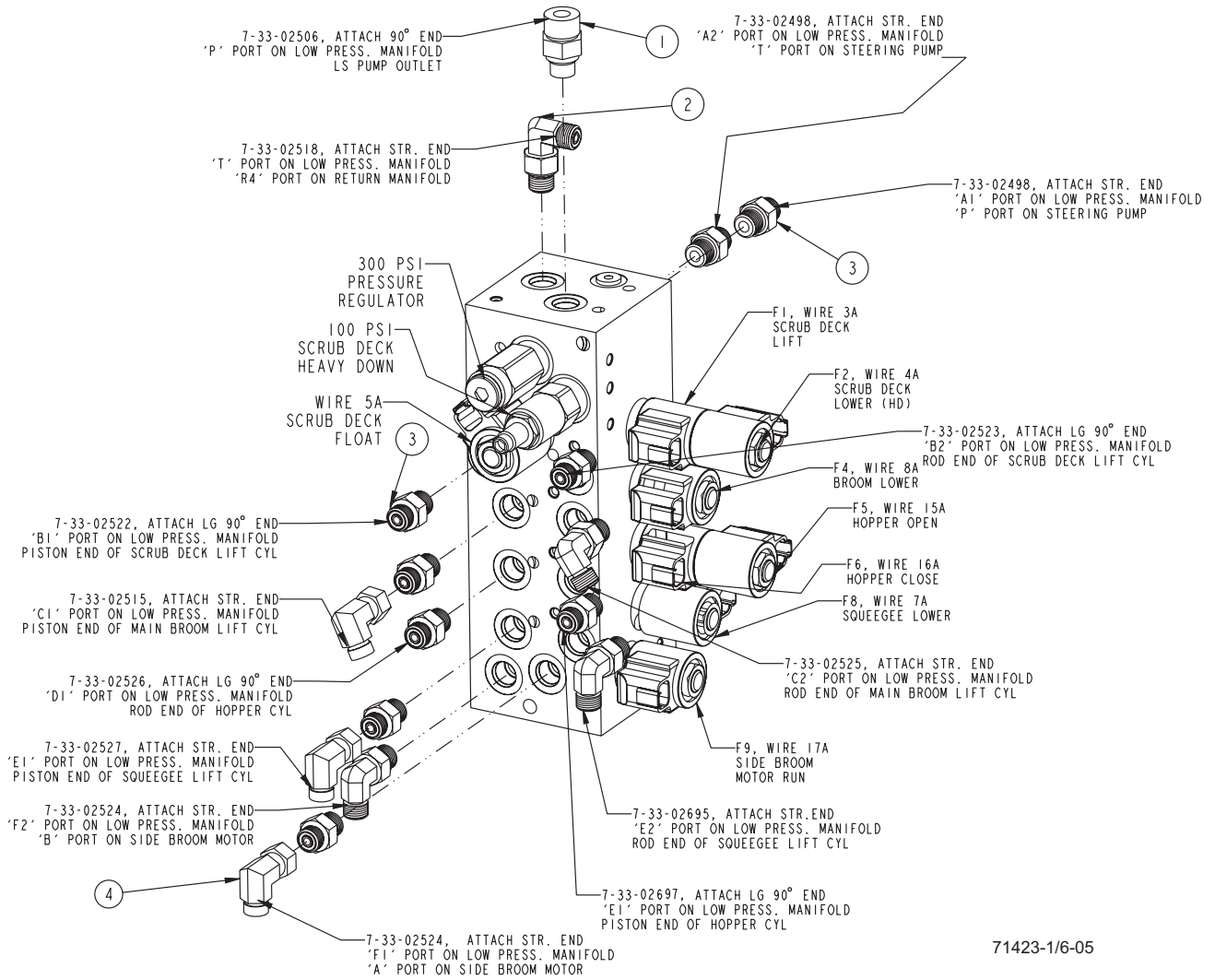


HYDRAULIC HOSES/FITTINGS - LOW PRESSURE MANIFOLD

<u>Key No.</u>	<u>Part Number</u>	<u>Description</u>	<u>Qty.</u>
1	2-00-04977	Fitting, 8ORS-6SAE, STR	1
2	2-00-04926	Fitting, Elbow 9/16-18 X 9/16-18	4
3	2-00-04918	Fitting Straight Connector	9
4	2-00-05545	Fitting, 4ORS Swivel 90° Elbow	3

71423-1/6-05

HYDRAULIC HOSES/FITTINGS - LOW PRESSURE MANIFOLD

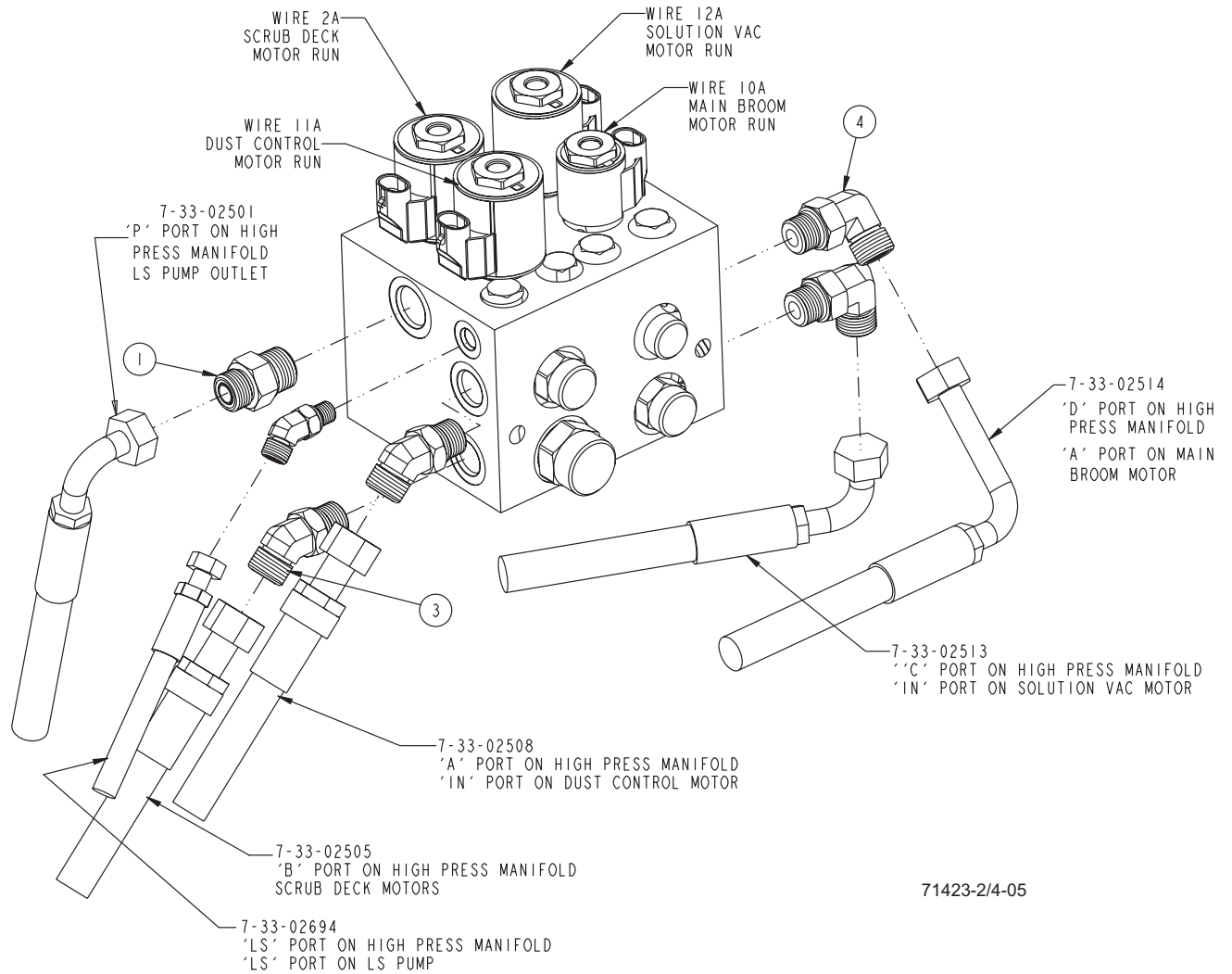


HYDRAULIC HOSES/FITTINGS - HIGH PRESSURE MANIFOLD

<u>Key No.</u>	<u>Part Number</u>	<u>Description</u>	<u>Qty.</u>
1	2-00-04974	Fitting, #8 ORS to #10 SAE Connector	1
2	2-00-04976	Fitting, -4 ORB x -4 ORS, 45° Elbow	1
3	2-00-04975	Fitting, 8SAE 45° Elbow	2
4	2-00-04885	Fitting, 90° Elbow O-Ring	2

71423-2/4-05

HYDRAULIC HOSES/FITTINGS - HIGH PRESSURE MANIFOLD



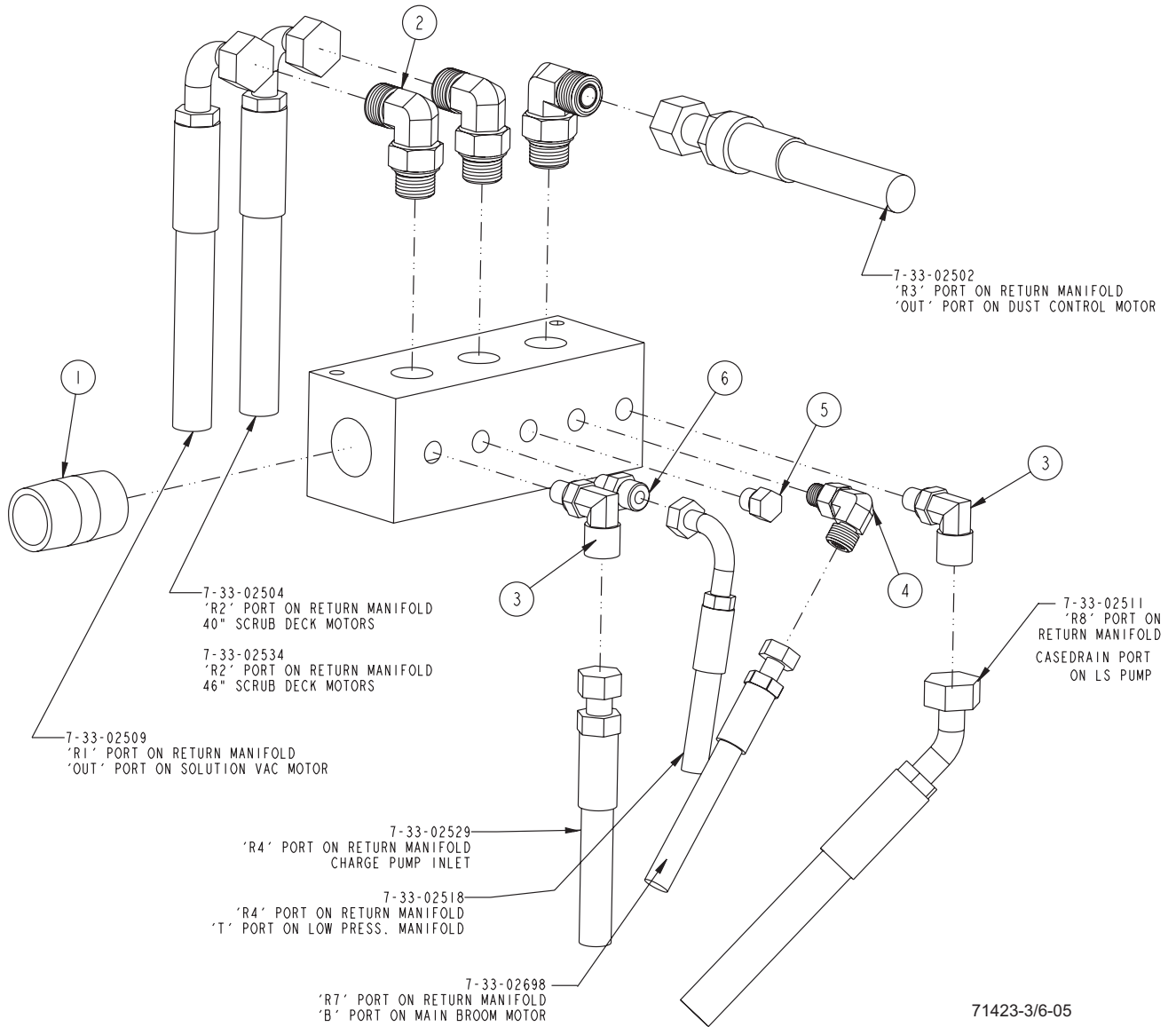
71423-2/4-05

HYDRAULIC HOSES/FITTINGS - RETURN MANIFOLD

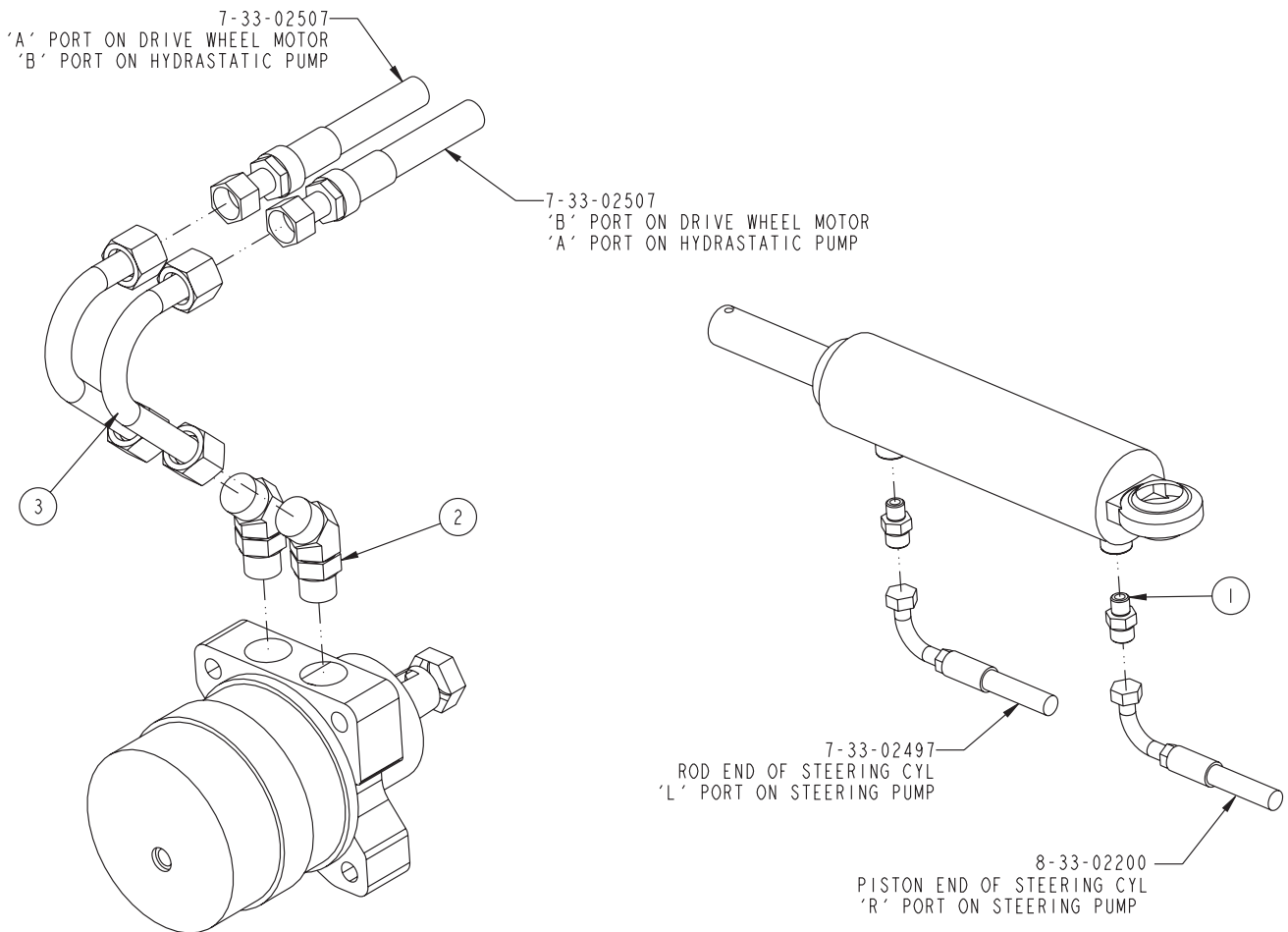
<u>Key No.</u>	<u>Part Number</u>	<u>Description</u>	<u>Qty.</u>
1	2-00-01339	Pipe Nipple, 1 NPT x 2 lg	1
2	2-00-04885	Fitting, 90° Elbow O-Ring	3
3	2-00-05705	Fitting, 90° Elbow, 7-16-20 X 11/16-16	2
4	2-00-04892	Fitting, 90° Elbow (O-Ring)	1
5	2-00-05177	Fitting, -4 ORB Hex Plug	1
6	2-00-04895	Fitting, Straight Connector	1

71423-3/6-05

HYDRAULIC HOSES/FITTINGS - RETURN MANIFOLD



HYDRAULIC HOSES/FITTINGS - DRIVE WHEEL MOTOR & CYLINDER

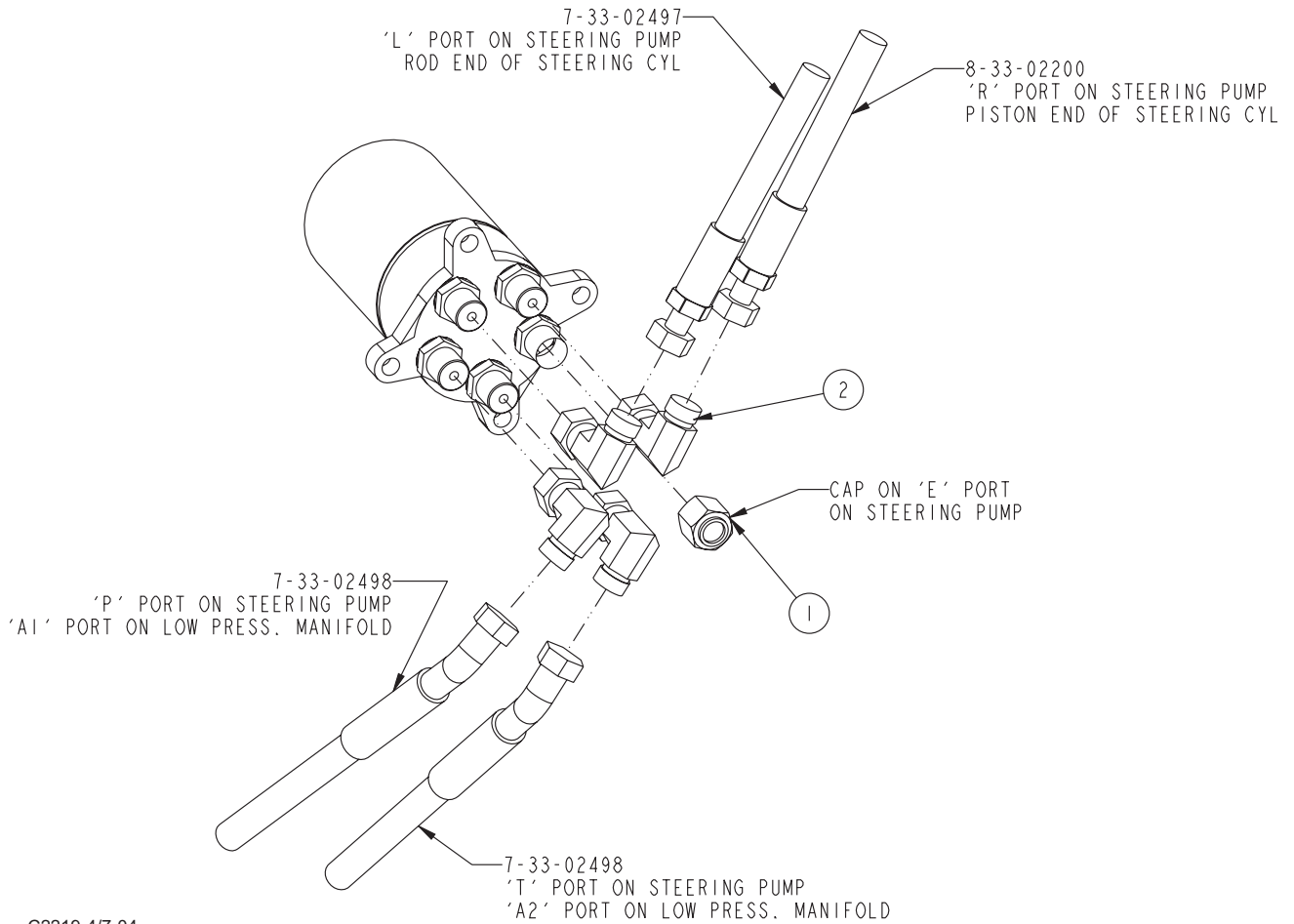


C2219-3/7-04

<u>Key No.</u>	<u>Part Number</u>	<u>Description</u>	<u>Qty.</u>
1	2-00-04895	Fitting, Straight Connector	2
2	2-00-05700	Fitting, 45° Elbow, 7/8-14 x 1-14	2
3	7-87-02217	Tube, Drive Wheel Motor	2

C2219-3/7-04

HYDRAULIC HOSES/FITTINGS - STEERING PUMP

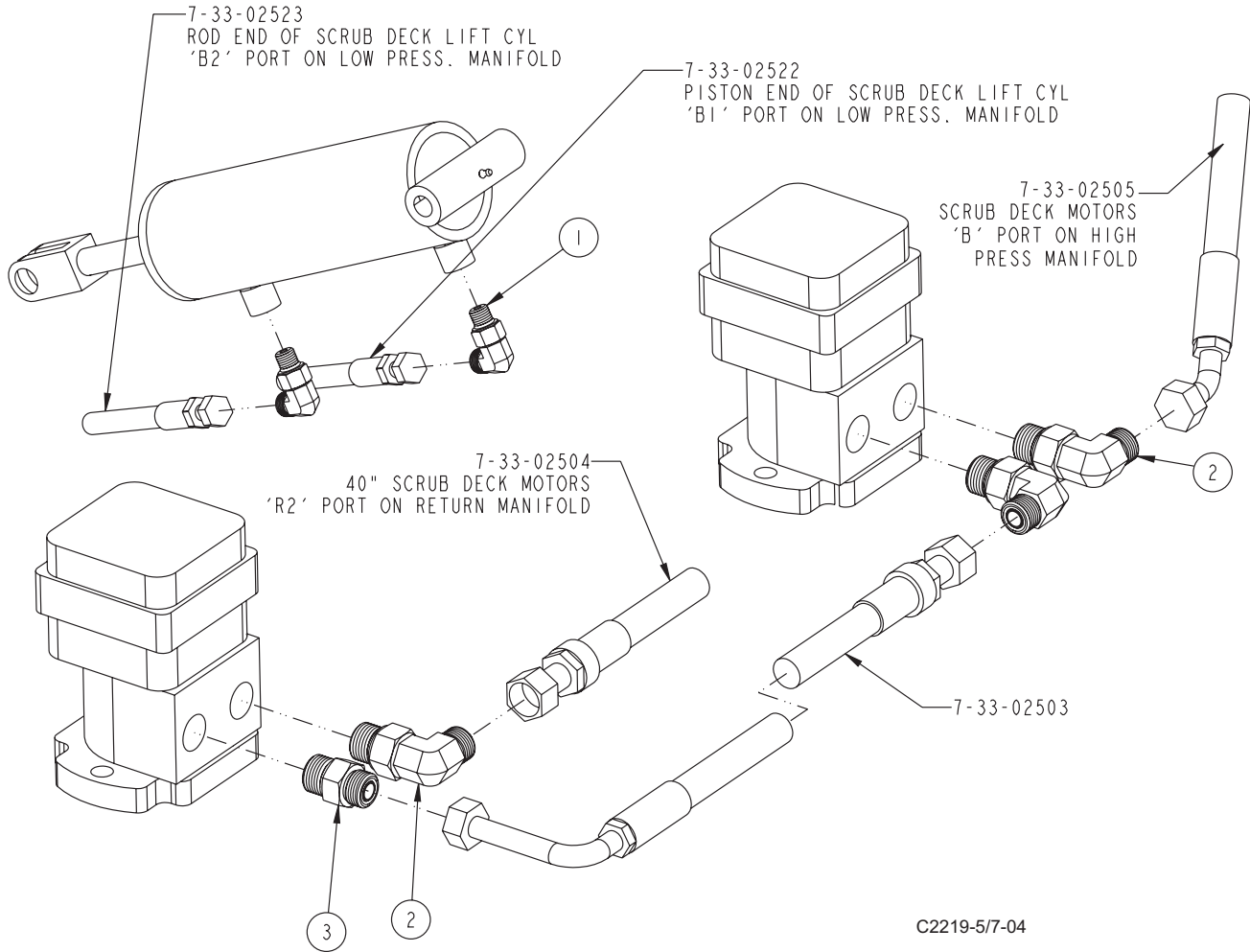


C2219-4/7-04

<u>Key No.</u>	<u>Part Number</u>	<u>Description</u>	<u>Qty.</u>
1	2-00-06088	Cap, 9/16-18 ORFS	1
2	2-00-05545	Fitting, -4 ORS Swivel 90° Elbow	4

C2219-4/7-04

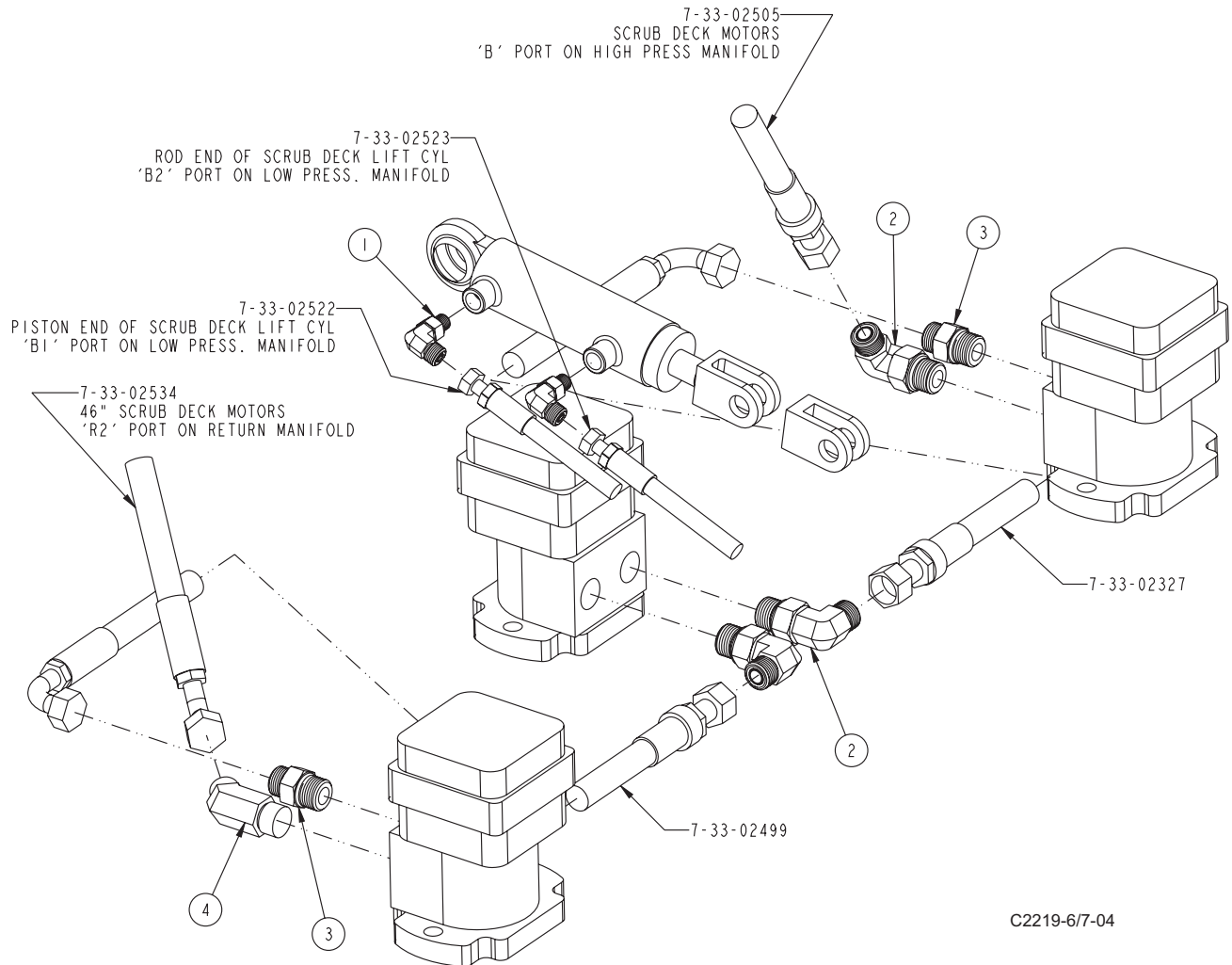
HYDRAULIC HOSES/FITTINGS - SCRUB DECK MOTORS & LIFT CYLINDER (40")



<u>Key No.</u>	<u>Part Number</u>	<u>Description</u>	<u>Qty.</u>
1	2-00-04892	Fitting, 90° Elbow (O-Ring)	2
2	2-00-04921	Fitting, 10SAE 90° - 8 ORS	3
3	2-00-04974	Fitting, #8 ORS to #10 SAE Connector	1

C2219-5/7-04

HYDRAULIC HOSES/FITTINGS - SCRUB DECK MOTORS & LIFT CYLINDER (46")

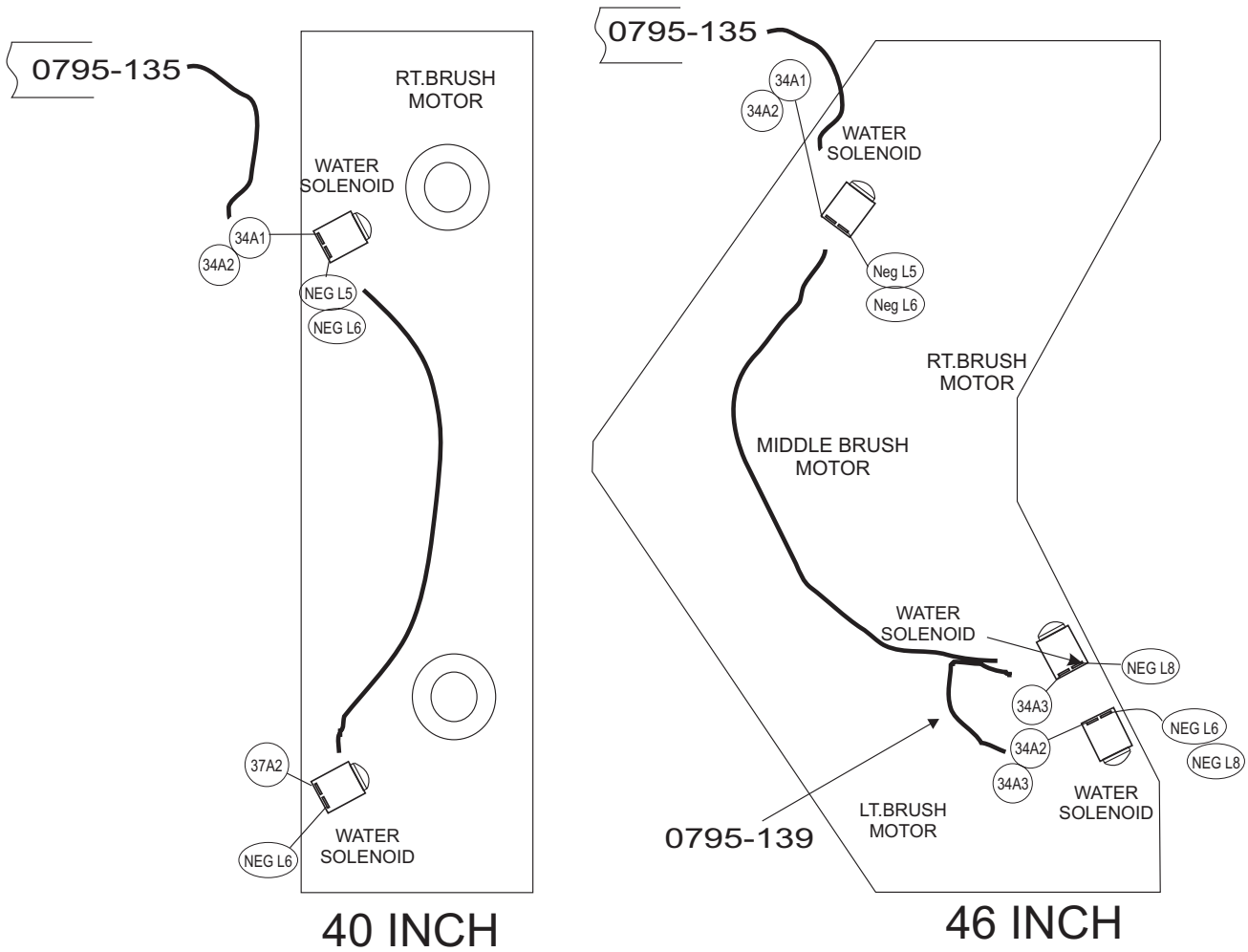


C2219-6/7-04

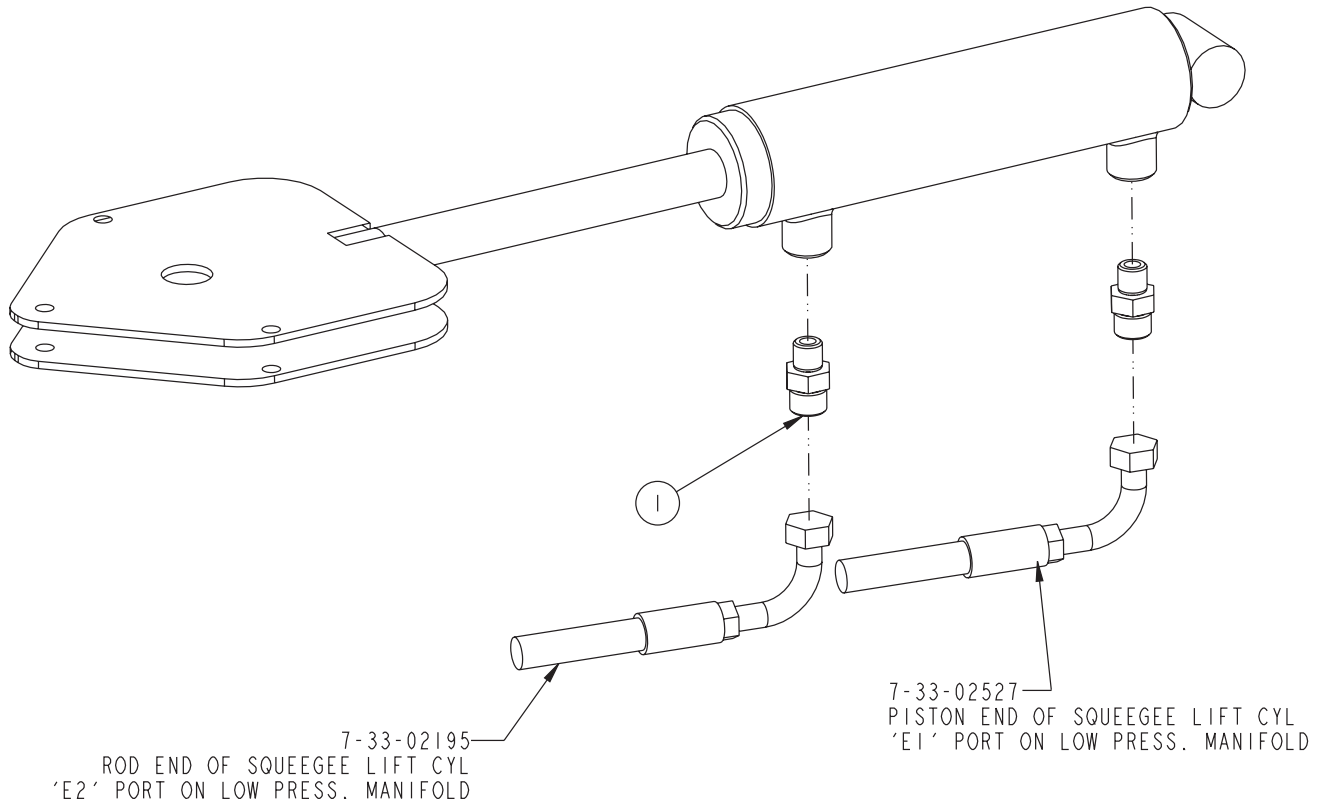
<u>Key No.</u>	<u>Part Number</u>	<u>Description</u>	<u>Qty.</u>
1	2-00-04892	Fitting, 90° Elbow (O-Ring)	2
2	2-00-04921	Fitting, 10SAE 90° - 8 ORS	3
3	2-00-04974	Fitting, #8 ORS to #10 SAE Connector	2
4	2-00-04989	Fitting, 45 #8 ORS to SAE Connector	1

C2219-6/7-04

TOP VIEW OF SCRUB DECKS



HYDRAULIC HOSES/FITTINGS - SQUEEGEE LIFT CYLINDER

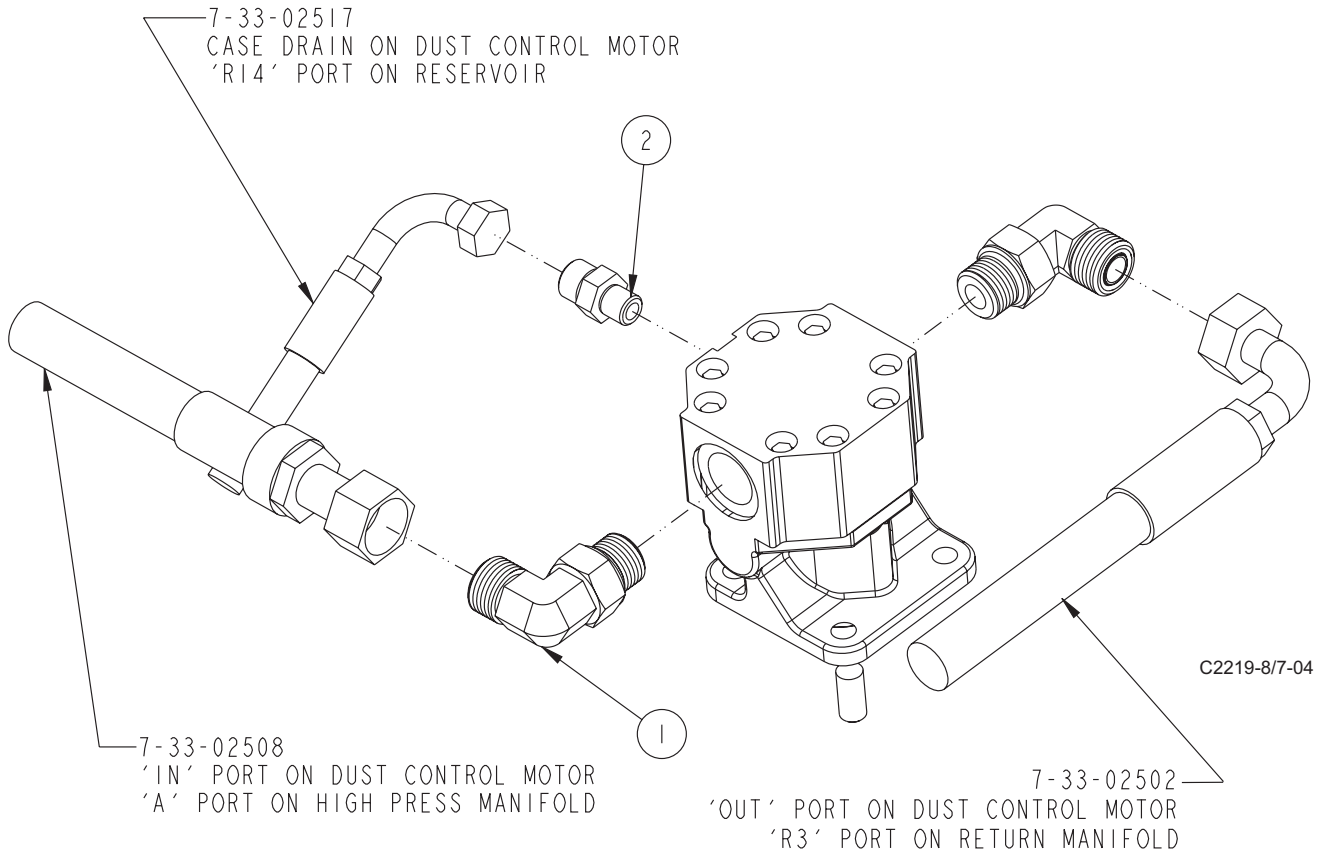


C2219-7/7-04

<u>Key No.</u>	<u>Part Number</u>	<u>Description</u>	<u>Qty.</u>
1	2-00-04895	Fitting, Straight Connector	2

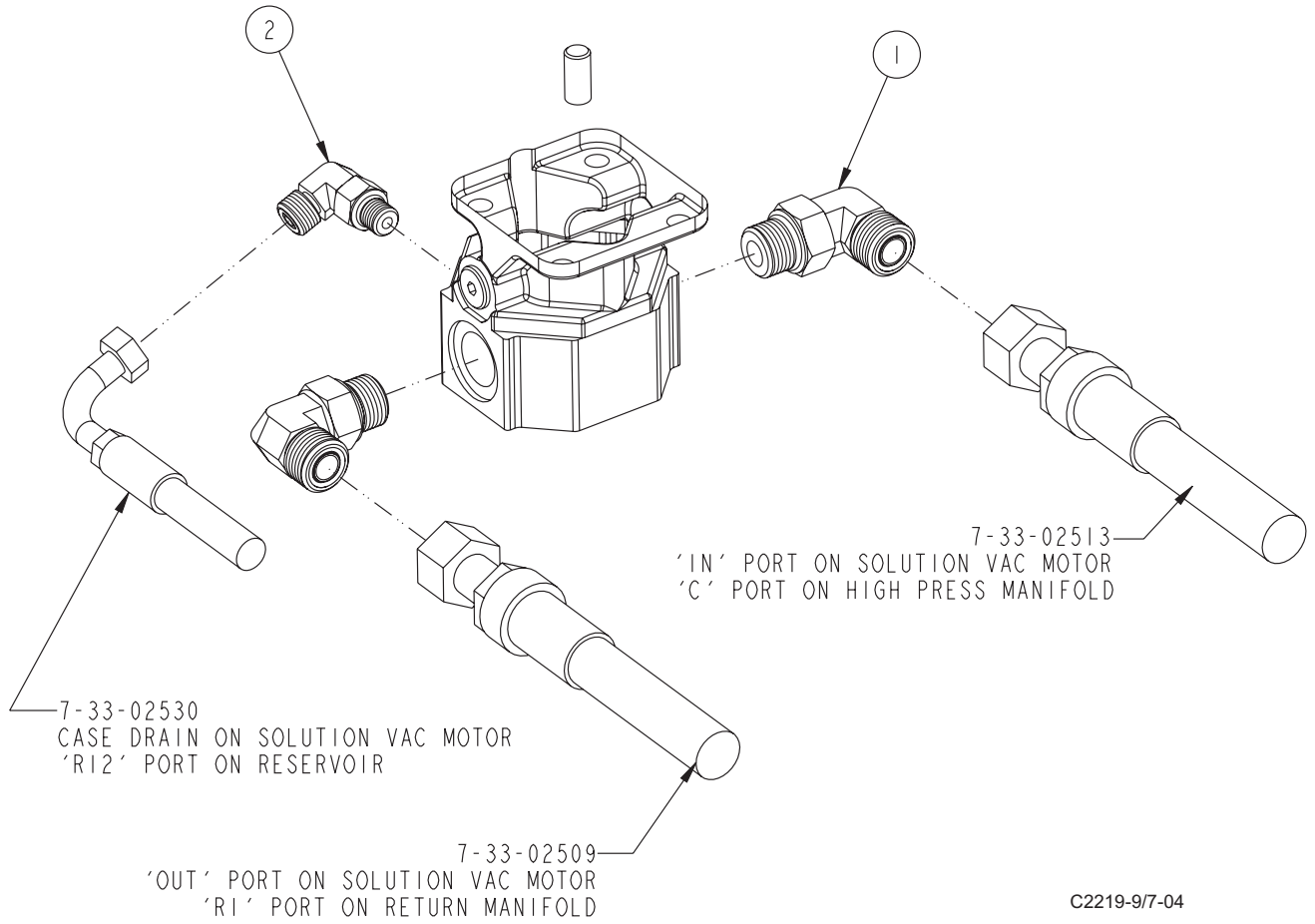
C2219-7/7-04

HYDRAULIC HOSES/FITTINGS - DUST CONTROL MOTOR



Key No.	Part Number	Description	Qty.
1	2-00-04885	Fitting, 90° Elbow (O-Ring)	2
2	2-00-04895	Fitting, Straight Connector	1

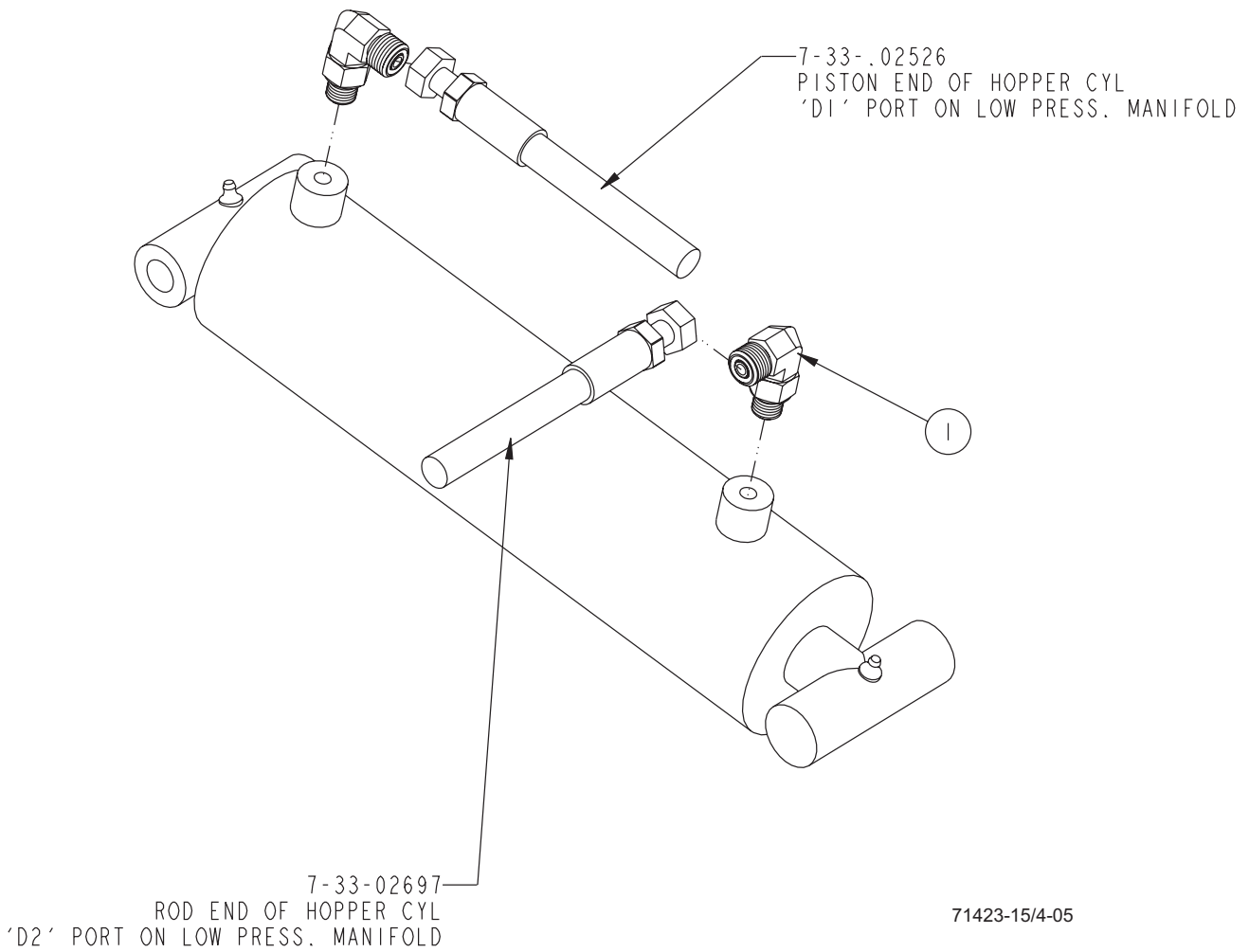
HYDRAULIC HOSES/FITTINGS - SOLUTION VACUUM MOTOR



Key No.	Part Number	Description	Qty.
1	2-00-04885	Fitting, 90° Elbow (O-Ring)	2
2	2-00-04892	Fitting, 90° Elbow (O-Ring)	1

C2219-9/7-04

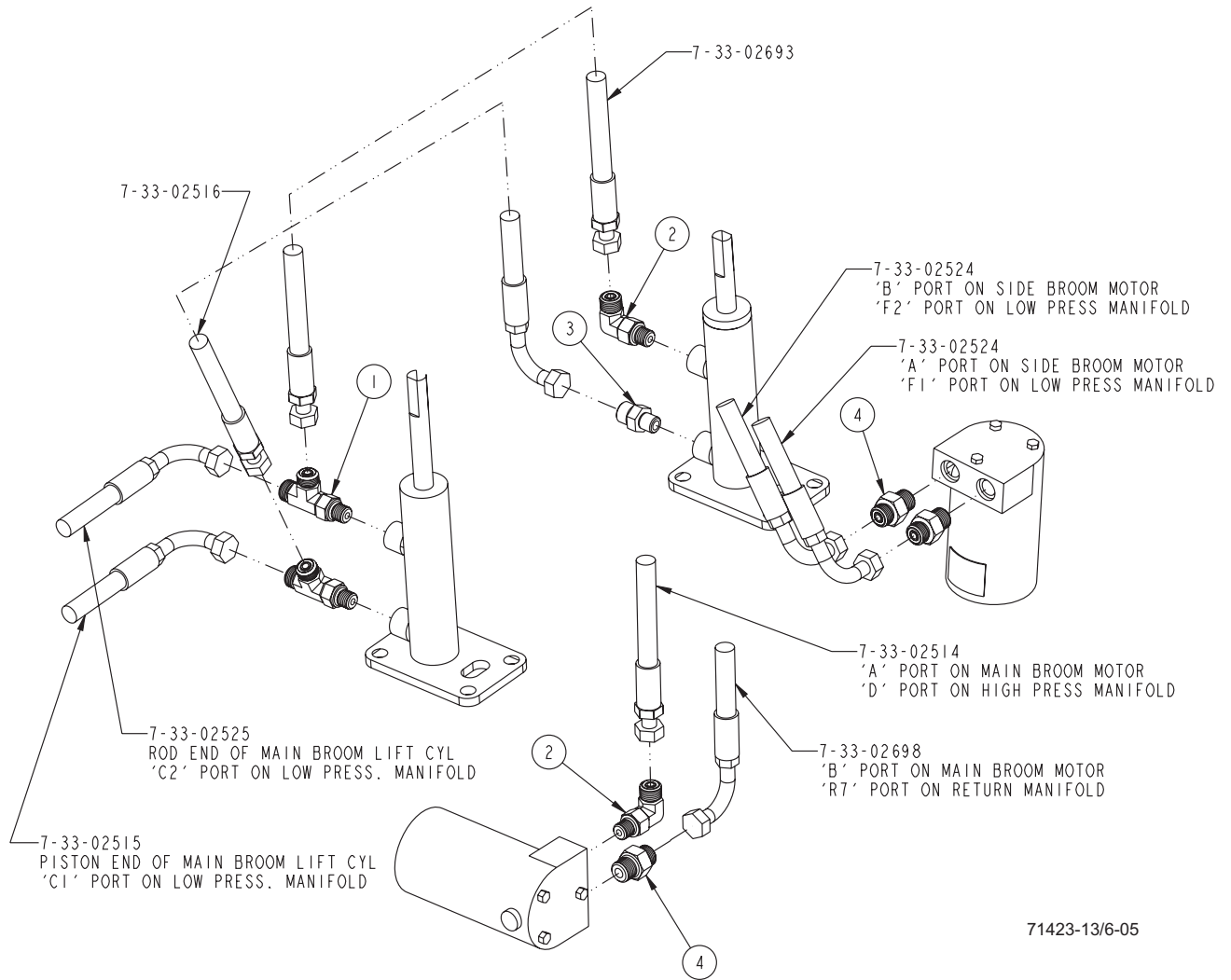
HYDRAULIC HOSES/FITTINGS - HOPPER CYLINDER



<u>Key No.</u>	<u>Part Number</u>	<u>Description</u>	<u>Qty.</u>
1	2-00-04892	Fitting, 90° Elbow (O-Ring)	2

71423-15/4-05

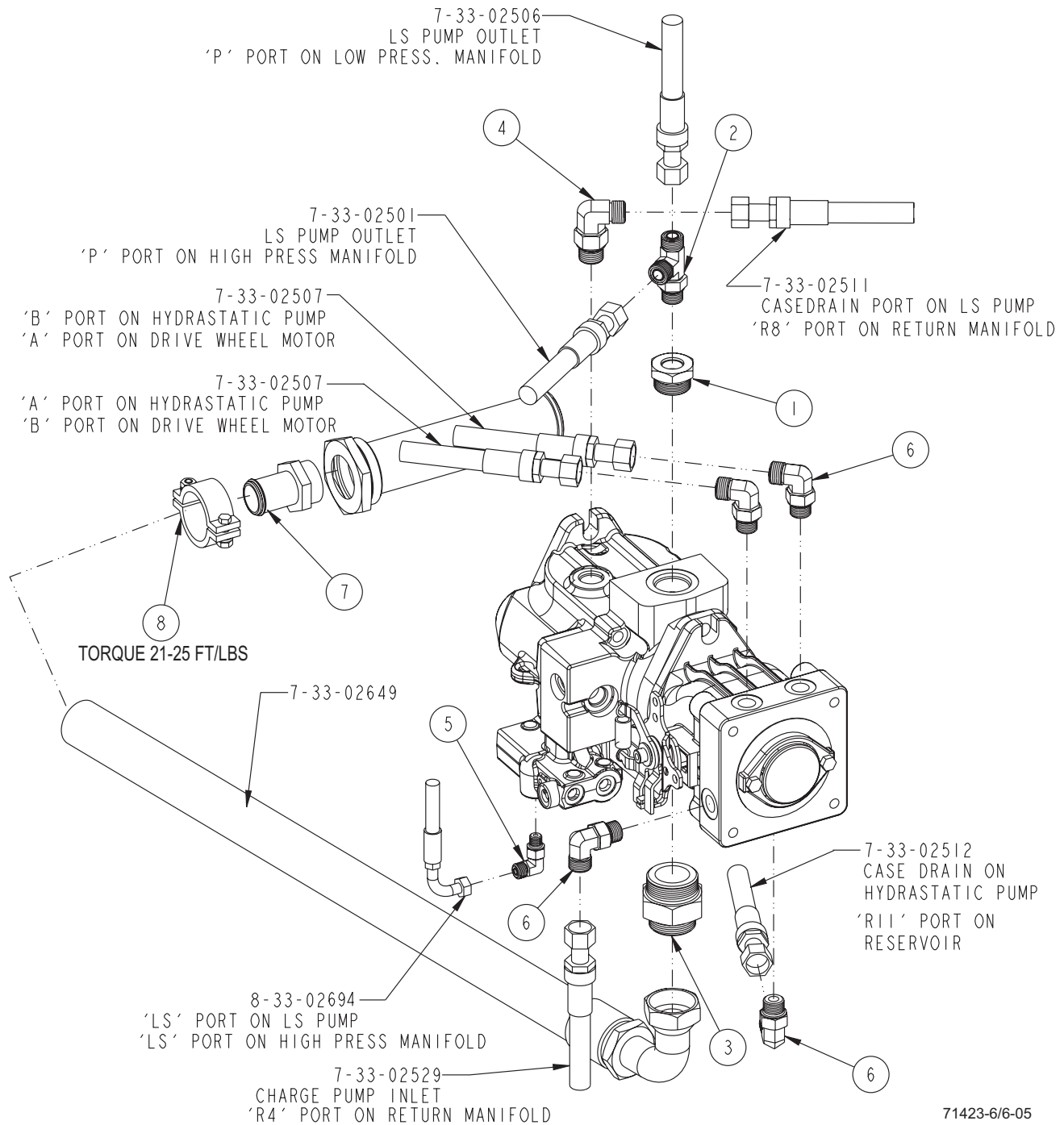
HYDRAULIC HOSES/FITTINGS - BROOM MOTORS & CYLINDERS



<u>Key No.</u>	<u>Part Number</u>	<u>Description</u>	<u>Qty.</u>
1	2-00-04927	Fitting, 9/16-20 x 9/16-18 TEE	2
2	2-00-04892	Fitting, 90° Elbow (O-Ring)	2
3	2-00-04895	Fitting, Straight Connector	1
4	2-00-04918	Fitting, -6 SAE x -4 ORS, STR	3

71423-13/6-05

HYDRAULIC HOSES/FITTINGS - PUMPS

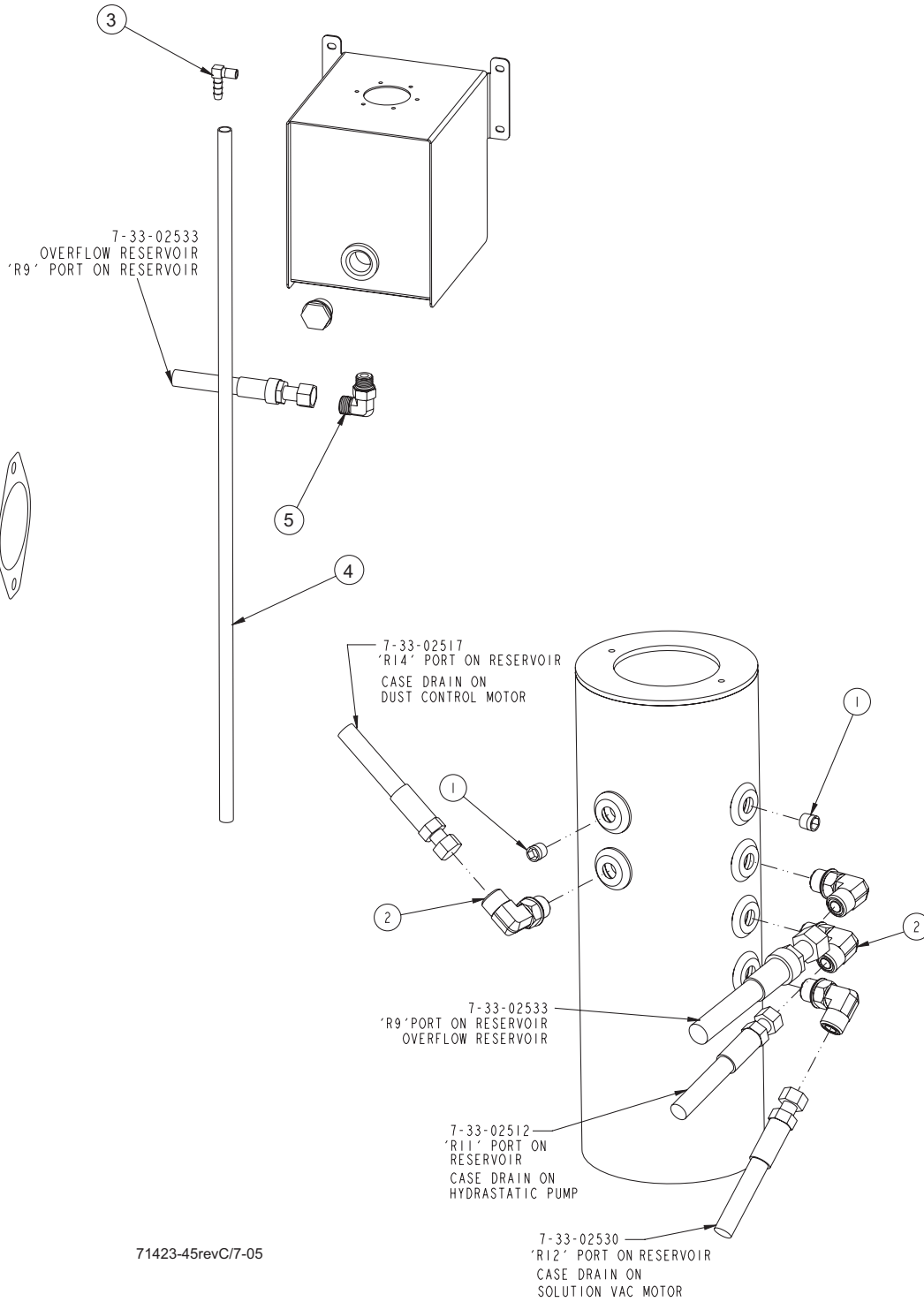


71423-6/6-05

Key No.	Part Number	Description	Qty.
1	2-00-04934	Reducer Fitting, SAE O-Ring Boss, 1-5/16 - 12 x 3/4-16	1
2	2-00-04924	Fitting, 3/4-16 x 13/16-16 Tee	1
3	2-00-06035	Fitting	1
4	2-00-04921	Fitting, 10 SAE 90°, -8 ORS	1
5	2-00-04892	Fitting, 90° Elbow (O-Ring)	1
6	2-00-04885	Fitting, 90° Elbow (O-Ring)	4
7	2-00-06538	Fitting, 20 SAE to 1.25 Hose Single Bead Barb	1
8	2-00-06537	Clamp, Hose	1

71423-6/6-05

HYDRAULIC HOSES/FITTINGS - RESERVOIR & OVERFLOW RESERVOIR



71423-45revC/7-05

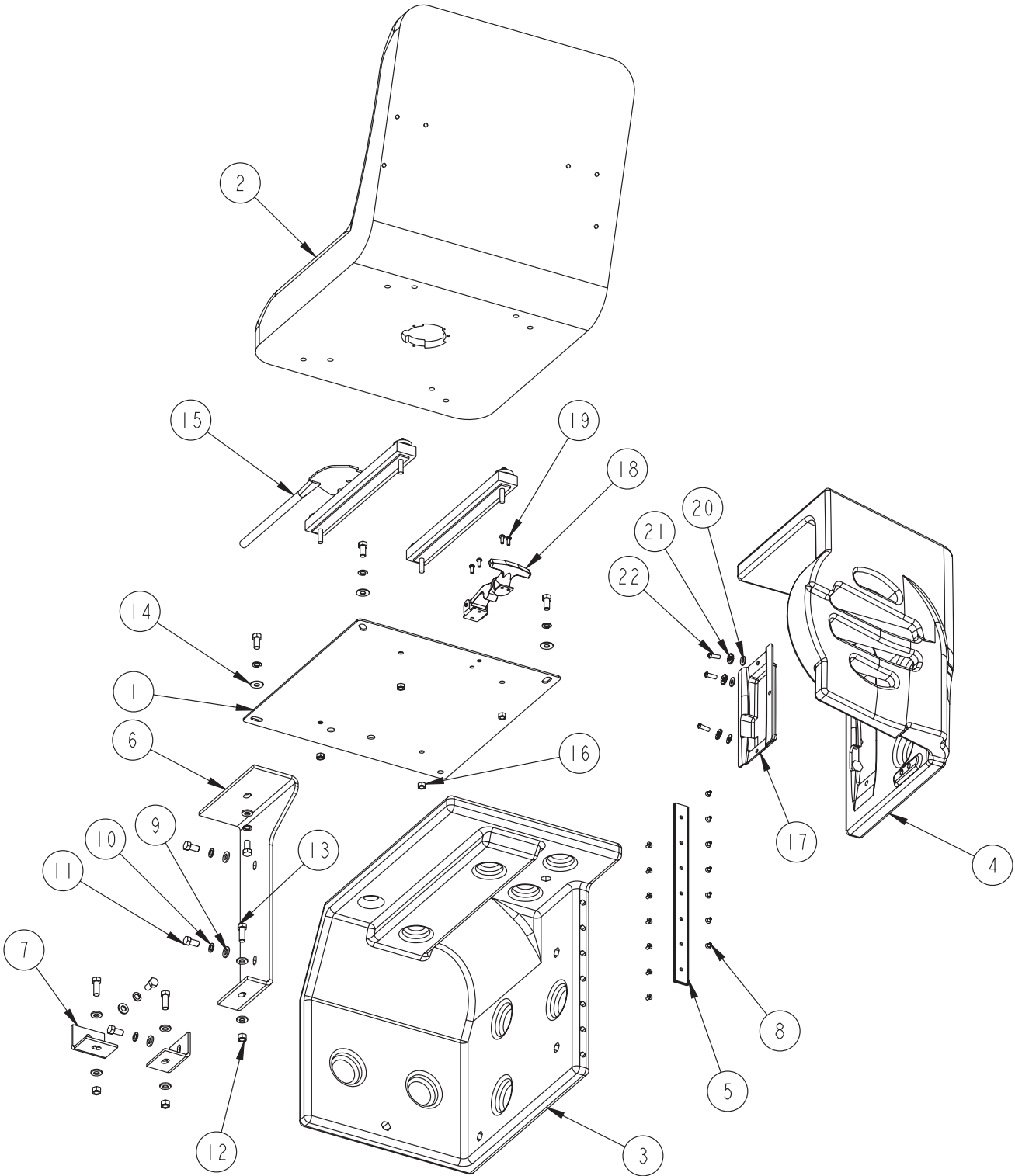
Key No.	Part Number	Description	Qty.
1	2-00-05716	Plug, 1/2-14 with 3/8 Hex	2
2	2-00-05706	Fitting, 90°	4
3	2-00-05464	Fitting, 1/4 NPT x 3/8 Barb Elbow	1
4	7-33-02566	Hose, Hydraulic Refill Tank	1
5	2-00-04885	Fitting, 90° Elbow (O-Ring)	1

71423-45/7-05

SEAT & SUPPORT

<u>Key No.</u>	<u>Part Number</u>	<u>Description</u>	<u>Qty.</u>
1	7-58-05297	Plate, Seat Mounting	1
2	7-69-00008	Seat	1
3	7-81-00237	Support, Seat	1
4	7-16-07438	Cover, Seat Support	1
5	7-32-00046	Hinge, Seat Support	1
6	7-08-01040	Bracket, Seat Support	1
7	7-08-01041	Bracket, Seat Support	2
8	2-00-05687	Screw, #10-24 x .375 Undercut FHMS	14
9	2-00-00402	Washer, 25/64" ID x 3/4" OD	11
10	2-00-02310	Washer, Lock 3/8 Helical Spring	9
11	2-00-00232	Bolt, Hex Head Finished 3/8-16	9
12	2-95-04182	Nut, Hex Stop 3/8-16	3
13	2-00-00233	Bolt, Hex Head Finished 3/8-16	3
14	2-00-00410	Washer, Flat .875 x .375 x .060	4
15	7-72-05005	Seat Adjuster Kit	1
16	2-00-00644	Nut, Hex, 5/16-18 Insert Fiber	4
17	7-58-08002	Plug, Seat Support Cover	1
18	8-41-00033	Latch	1
19	2-00-00049	Screw, RHM 10-24 x .50 ZN PL	4
20	2-00-03702	Washer, .625 x .281 x .063	3
21	2-00-00498	Lock Washer, #10 EXT	3
22	2-00-00051	Screw, 1/4-20-x .75 RHM	3

c0924g/0903



c0924g/0903

DECALS

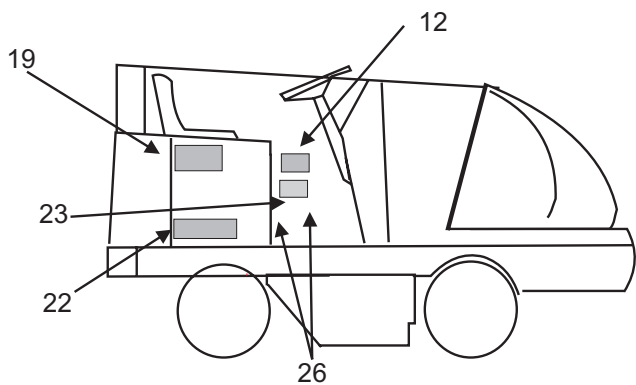
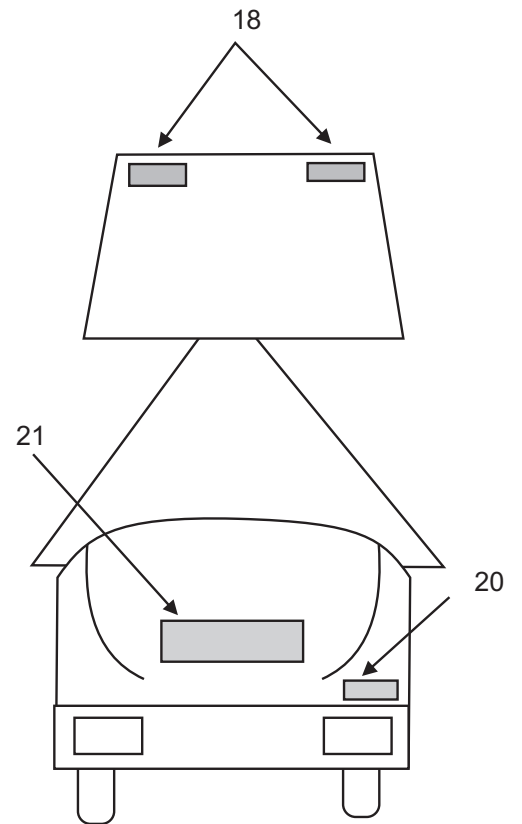
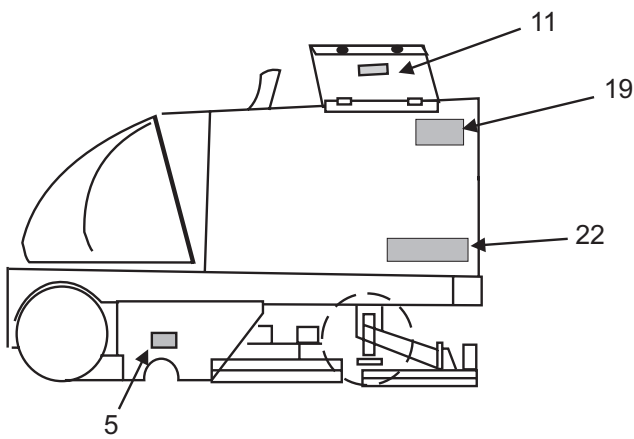
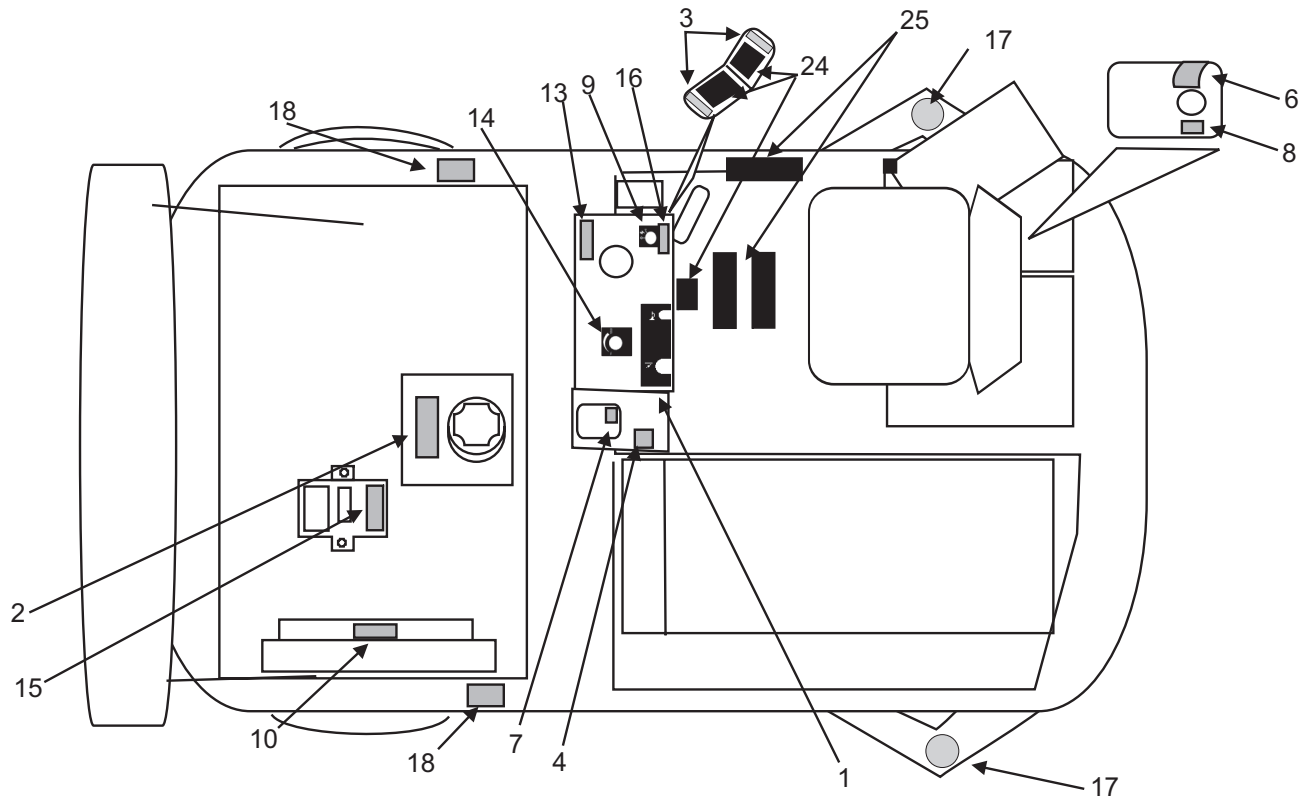
<u>Key No.</u>	<u>Part Number</u>	<u>Description</u>	<u>Qty.</u>
1	8-18-00499	Horn/Choke	1
2<*	Ref.	ATF/Dextron Hydraulic Fluid Only	1
3	8-18-00493	Bi-Directional pedal (Vertical)	1
4<*	Ref.	Do Not Use with Flammables	1
5<*	Ref.	Exhaust Warning	1
6<*	Ref.	Fire Hazard-Fuel Could Explode	1
7*	Ref.	Fuse Access	1
8*	Ref.	Gasoline Only	1
9	8-18-00504	Key Switch (ON/OFF)	1
10*	Ref.	Moving Fan Blade/Stay Clear	1
11<*	Ref.	No Gasoline/Combustibles	1
12<*	Ref.	Patent/Patent Pending	1
13*	Ref.	Read Operator's Manual	1
14	8-18-00503	Solution Control	1
15*	Ref.	Surface Hot/Stay Clear	1
16<*	Ref.	Turn Off/Lock Key	1
17*	Ref.	No Step	2
18*	Ref.	Pinch Point/Stay Clear	4
19	8-18-00538	SC7740	1
	8-18-00562	SC7740 (Export Only)	
20	8-18-00549	A-L Technology-small (Export Only)	1
21	8-18-00525	American-Lincoln (Medium)	1
	8-18-00528	Alto-large (Export Only)	1
22	8-18-00524	American-Lincoln (Small)	2
	8-18-00548	A-L Technology-large (Export Only)	1
23	Ref.	U.S. Serial Plate	1
24	8-50-05050	Non-skid (Brake)	3
25	7-50-05136	Non-skid (Frame Edge)	3
26	2-00-04115	Rivet	2

***NO-TEXT WARNING DECALS & ENGLISH TEXT DECALS CONTAINED IN KIT: 0760-888**

<ALL WARNING/SAFETY DECALS WITH TEXT SOLD IN A KIT BY LANGUAGE:

DANISH	0760-850	ITALIAN	0760-851
DUTCH	0760-849	FRENCH	0760-847
NORWEGIAN	0760-852	SPANISH	0760-846
SWEDISH	0760-853	PORTUGUESE	0760-854
GERMAN	0760-848		

C0925c/9-04

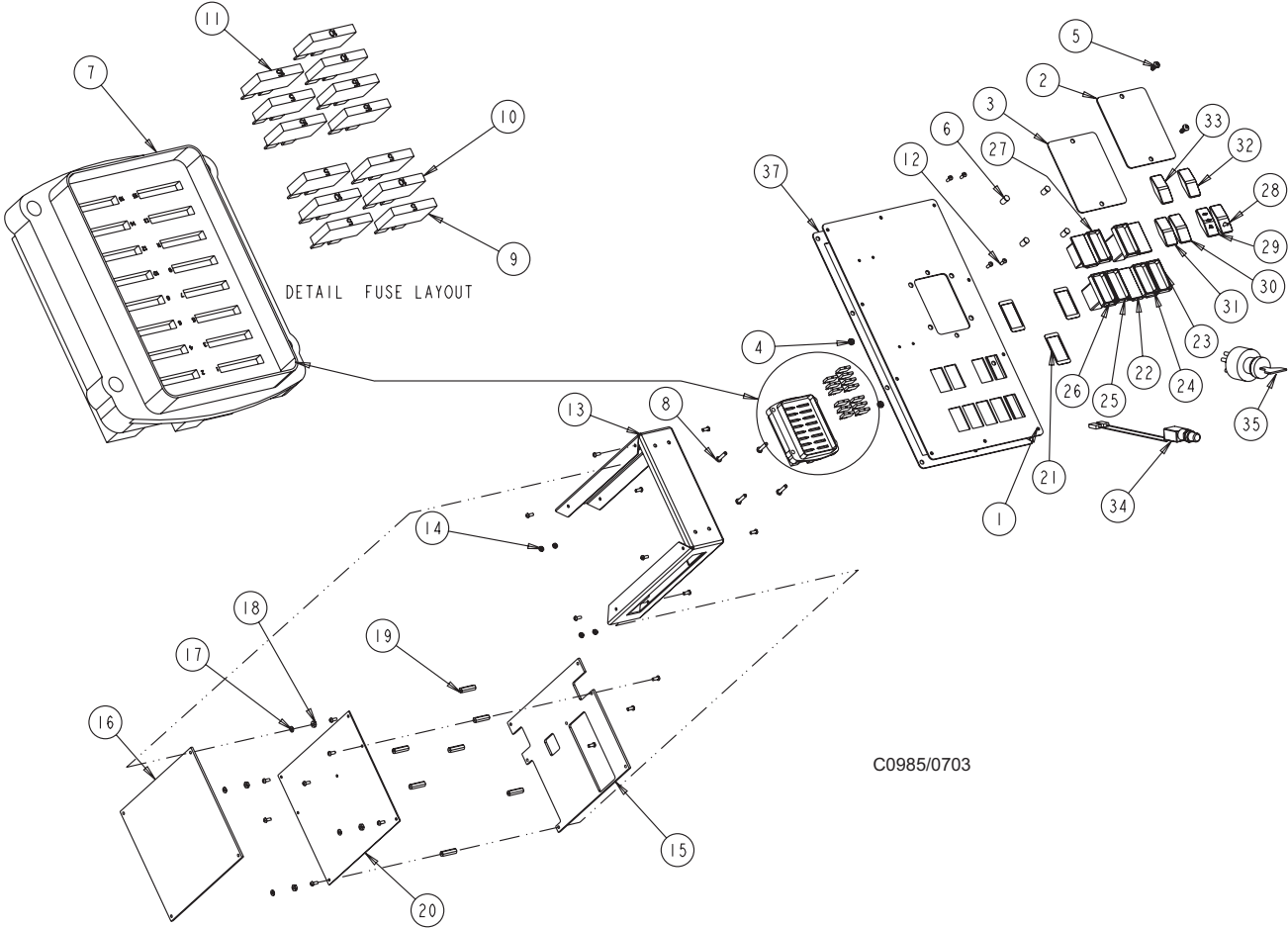


C0925c/9-04

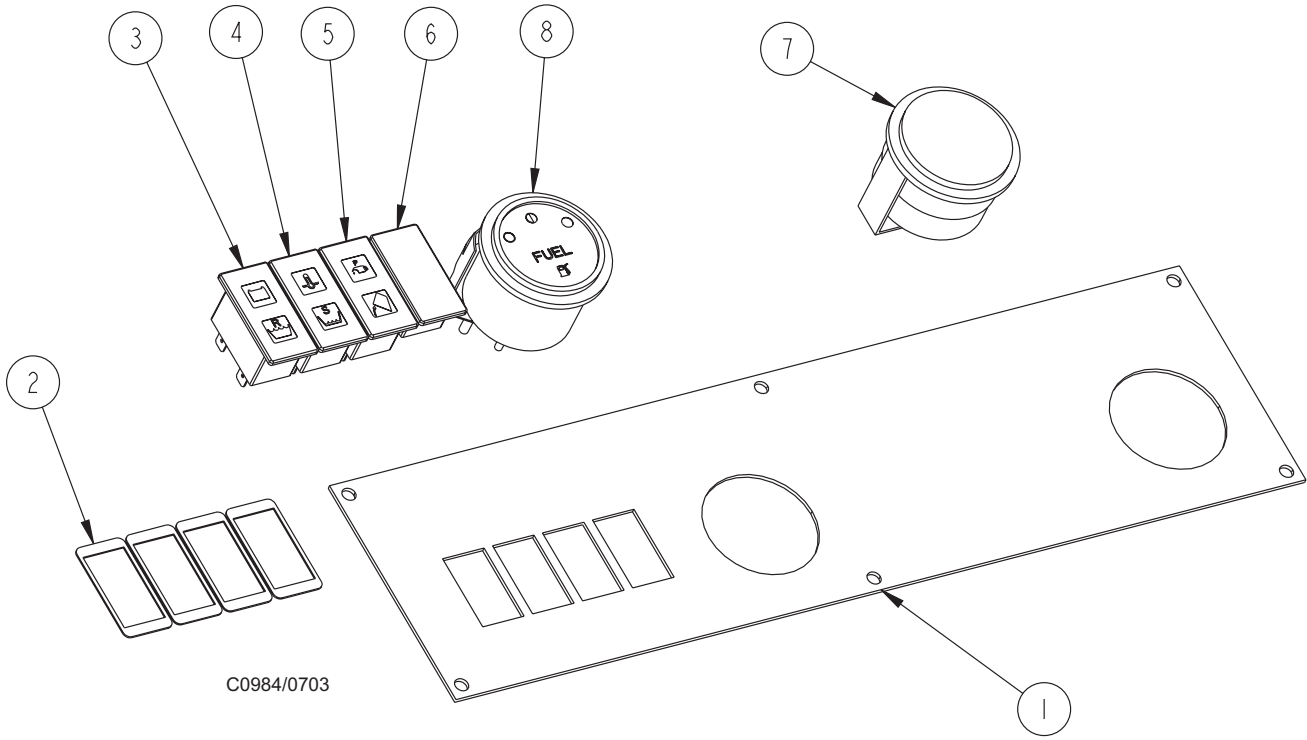
CONTROL PANEL

<u>Key No.</u>	<u>Part Number</u>	<u>Description</u>	<u>Qty.</u>
1	7-52-00181	Panel, Electrical	1
2	7-16-07442	Cover, Fuse	1
3	7-29-00302	Gasket, Fuse Block	1
4	7-34-05005	Insert, Threaded #10-24, PEM #SS-024-3	2
5	2-00-05928	Screw, #10-24 x .50 BHS	2
6	2-00-05549	Screw, #8-32 x .50 BHS	10
7	7-75-01241	Spacer, #8-32 x .50 Standoff	4
8	7-06-05009	Block, Fuse	1
9	2-00-05258	Screw, #8-32 x 3/4 SOC BHCS	4
10	8-28-05020	Fuse, 5 amp ATC (Brown)	5
11	7-28-05012	Fuse, 10 amp ATC (Red)	4
12	7-28-05017	Fuse, 15 amp ATC (Blue)	4
13	2-00-05929	Screw, #6-32 x 3/8 SOC BHCS	22
14	7-08-07082	Bracket, PCB Mounting	1
15	7-34-05006	Insert, Threaded #6-32	4
16	7-16-07443	Cover, PCB	1
17	7-16-07467	Cover, PCB	1
18	2-00-00499	Washer, #6 Lock	4
19	2-00-00624	Nut, #6-32	4
20	7-75-01242	Spacer, #6-32 x 1.0 Hex Standoff	7
21	0775-248	Board, Polytron Control (PCB)	1
22	2-00-05797	Gasket	3
23	2-00-05758	Cover, Blank Switch	3
24	2-00-05747	Switch Base, DPDT	1
25	2-00-05749	Switch Base, DPTT	2
26	2-00-05740	Switch Base, SPST	1
27	2-00-05743	Switch Base, SPDT	1
28	2-00-05748	Switch Base, DPTT	1
29	2-00-05763	Actuator, Idle/Fast Speed	1
30	2-00-05770	Actuator, Scrub Deck	1
31	2-00-05764	Actuator, Broom	1
32	2-00-05769	Actuator, Hopper	1
33	2-00-05766	Actuator, Squeegee	1
34	2-00-05765	Actuator, DC	1
35	8-82-00030	Switch, Push Button Horn	1
36	7-82-00026	Switch, Anti-Restart Key	1
37	0795-137	Harness, Electrical Panel (not shown)	1
38	7-29-00303	Gasket, Electrical Panel	1
39	2-00-05324	Insert, #8-32 Threaded	10

C0985/0703



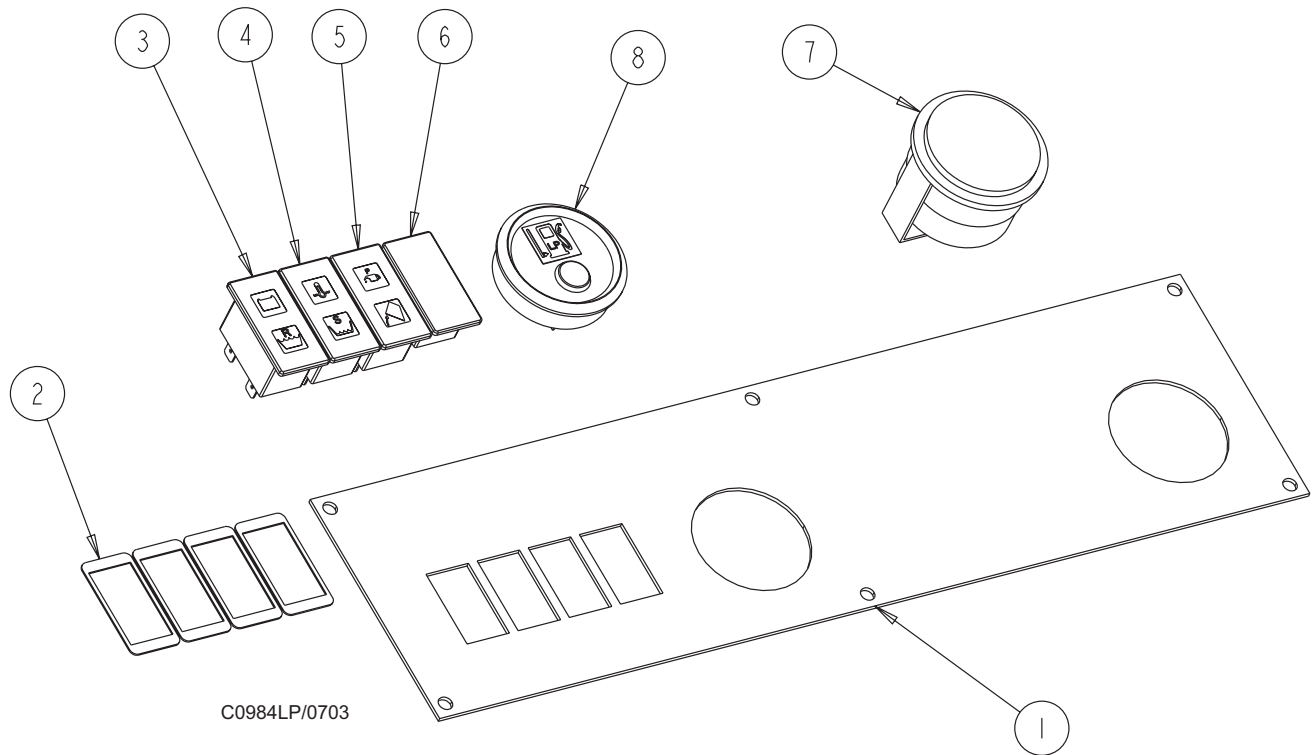
INSTRUMENT PANEL (GAS)



<u>Key No.</u>	<u>Part Number</u>	<u>Description</u>	<u>Qty.</u>
1	7-52-00197	Instrument Panel	1
2	2-00-05797	Gasket	4
3	2-00-05781	Indicator, Battery/High Recovery	1
4	2-00-05782	Indicator, Engine Temp/Low Solution	1
5	2-00-05783	Indicator, Oil Pressure/Hopper Open	1
6	2-00-05758	Cover, Blank Switch	1
7	8-48-05009	Meter, Hour	1
8	8-48-05032	Gauge, Fuel	1
9	0795-138	Harness, Instrument Panel (not shown)	1

C0984/0703

INSTRUMENT PANEL (LP)

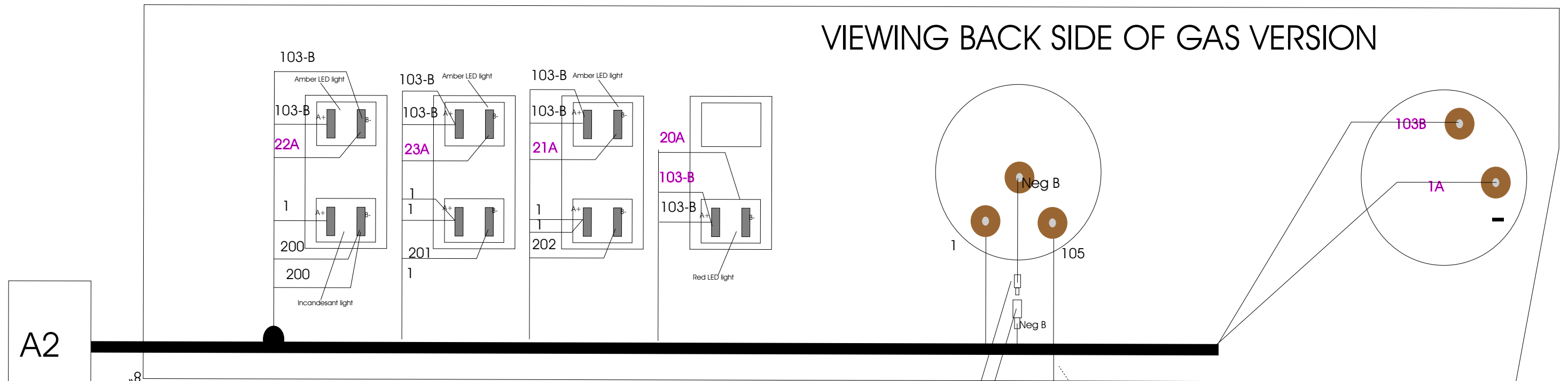


<u>Key No.</u>	<u>Part Number</u>	<u>Description</u>	<u>Qty.</u>
1	7-52-00197	Instrument Panel	1
2	2-00-05797	Gasket	4
3	2-00-05781	Indicator, Battery/High Recovery	1
4	2-00-05782	Indicator, Engine Temp/Low Solution	1
5	2-00-05783	Indicator, Oil Pressure/Hopper Open	1
6	2-00-05758	Cover, Blank Switch	1
7	8-48-05009	Meter, Hour	1
8	7-11-04035	Kit, Low LP Indicator	1
9	0795-138	Harness, Instrument Panel (not shown)	1

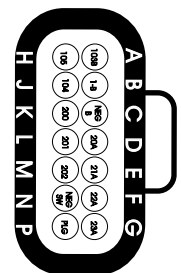
C0984LP/0703

NOTES

VIEWING BACK SIDE OF GAS VERSION



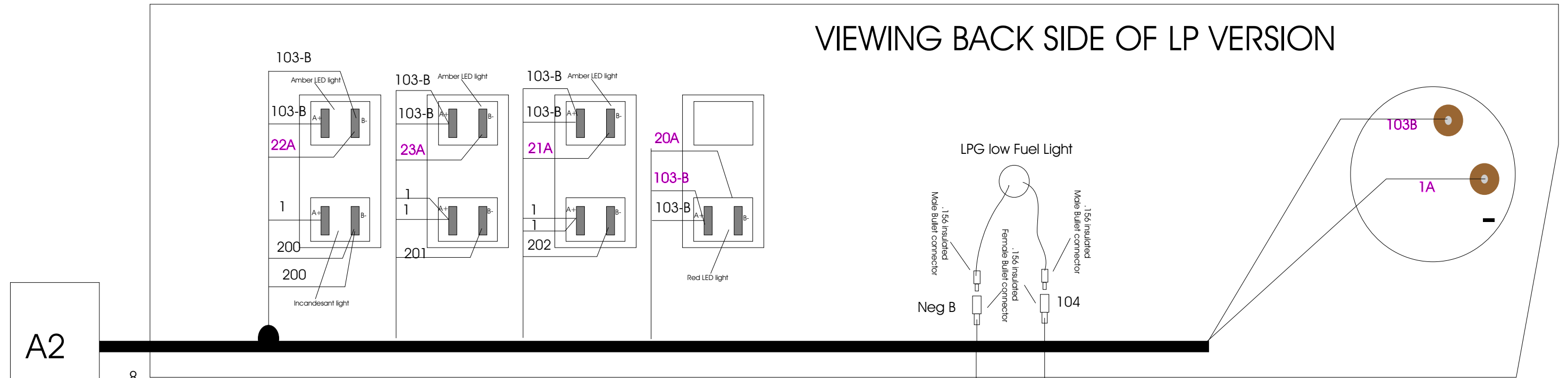
A2



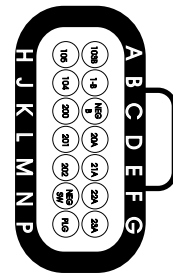
INSTRUMENT PANEL Assembly
harness connection A2
Metipack GT
15326917, 15317832

WIRE	GAGE	COLOR	WIRE	GAGE	COLOR
1	18ga	BLUE	NEGB	14 GA	BLACK
20A	18ga	YELLOW	NEG SW	16 GA	BLACK
21A	18ga	YELLOW	103B	16 GA	RED
22A	18ga	YELLOW	103C	16 GA	RED
23A	18ga	YELLOW	103E	14 GA	RED
			103F	14 GA	RED
			103G	16 GA	RED
			104	18GA	BLUE
			200	18GA	RED
			201	18GA	RED
			105	18GA	RED
			202	18GA	RED

VIEWING BACK SIDE OF LP VERSION



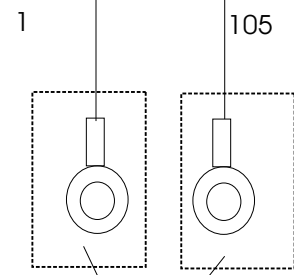
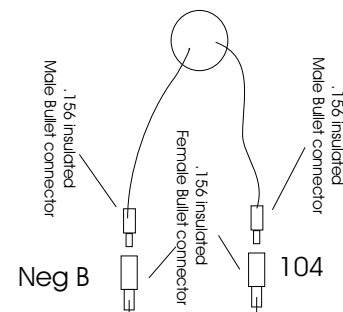
A2



INSTRUMENT PANEL Assembly
 harness connection A2
 MettPack GT
 15326917, 15317832

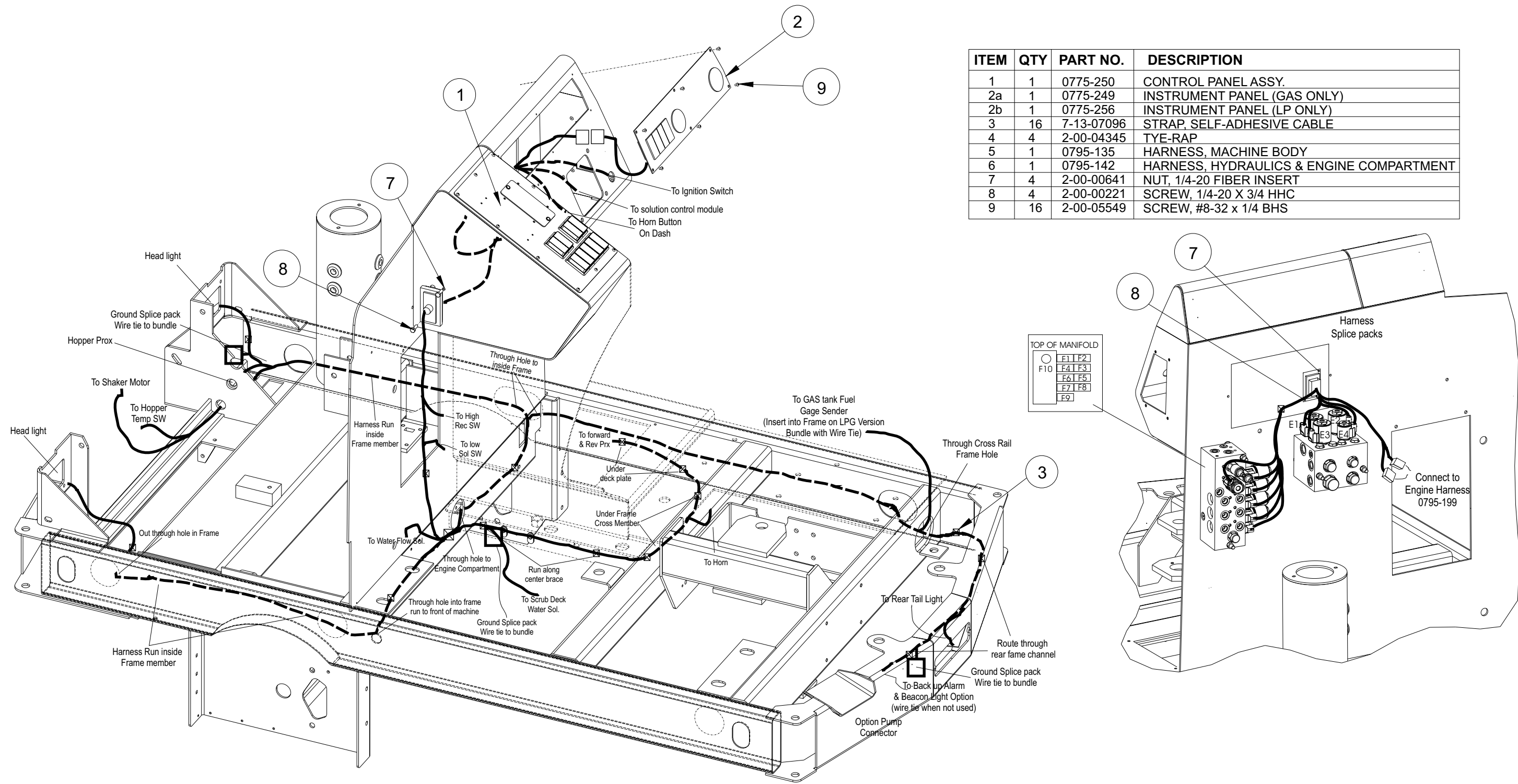
WIRE	GAGE	COLOR	WIRE	GAGE	COLOR
1	18ga	BLUE	NEG B	14 GA	BLACK
20A	18ga	YELLOW	NEG SW	16 GA	BLACK
21A	18ga	YELLOW	103B	16 GA	RED
22A	18ga	YELLOW	103C	16 GA	RED
23A	18ga	YELLOW	103E	14 GA	RED
			103F	14 GA	RED
			103G	16 GA	RED
			104	18GA	BLUE
			200	18GA	RED
			201	18GA	RED
			105	18GA	RED
			202	18GA	RED

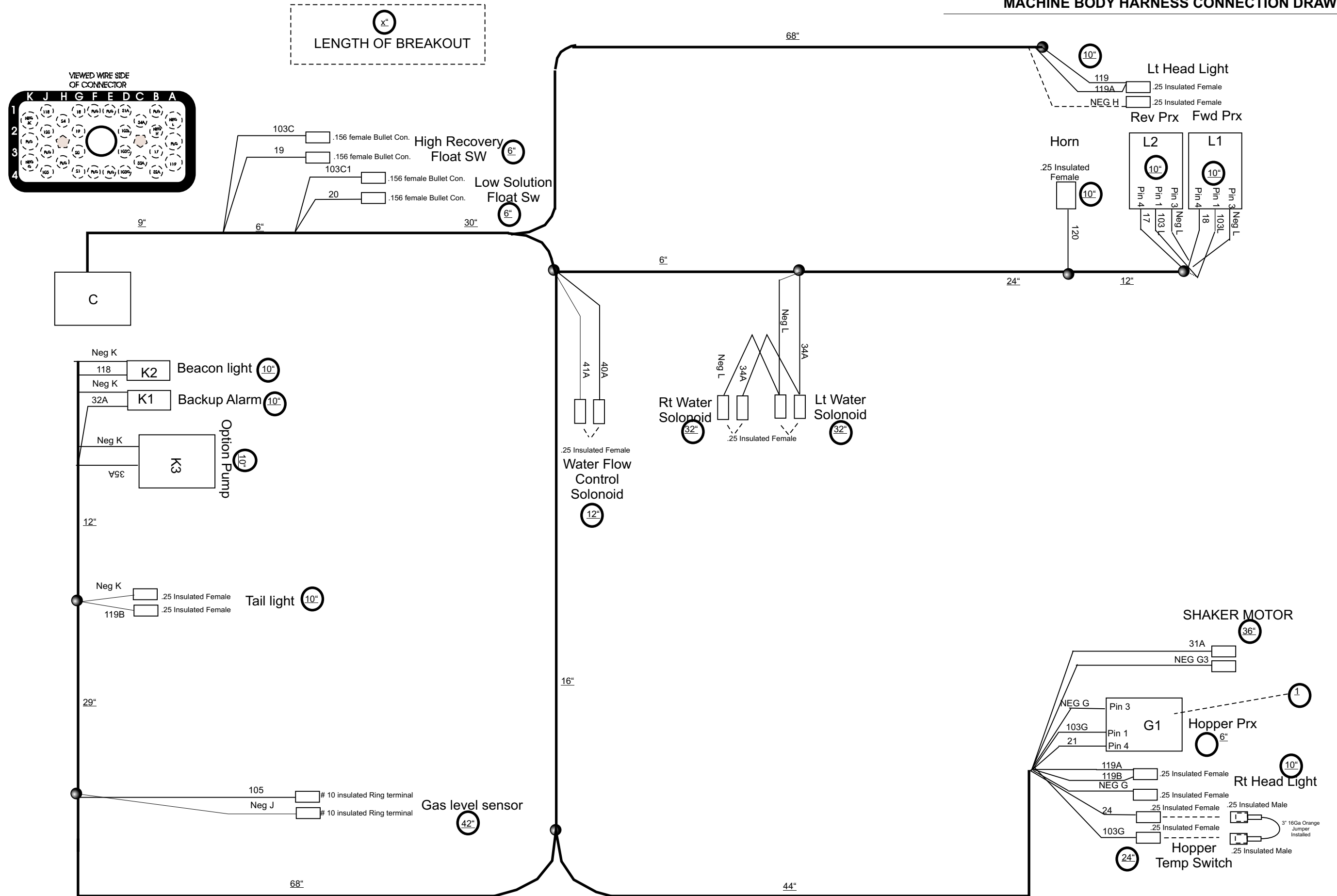
LPG low Fuel Light



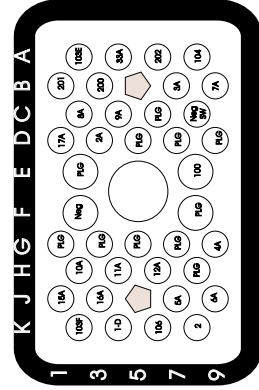
Gas gauge wires
 Not used on LPG system
 Insulate separately with tape
 tie wrap to harness

ITEM	QTY	PART NO.	DESCRIPTION
1	1	0775-250	CONTROL PANEL ASSY.
2a	1	0775-249	INSTRUMENT PANEL (GAS ONLY)
2b	1	0775-256	INSTRUMENT PANEL (LP ONLY)
3	16	7-13-07096	STRAP, SELF-ADHESIVE CABLE
4	4	2-00-04345	TYE-RAP
5	1	0795-135	HARNESS, MACHINE BODY
6	1	0795-142	HARNESS, HYDRAULICS & ENGINE COMPARTMENT
7	4	2-00-00641	NUT, 1/4-20 FIBER INSERT
8	4	2-00-00221	SCREW, 1/4-20 X 3/4 HHC
9	16	2-00-05549	SCREW, #8-32 x 1/4 BHS

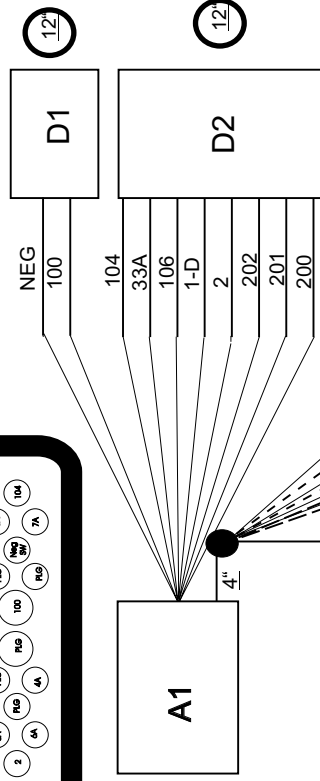





Control Assembly harness connection A1
 Metripack
 12191499, 12129669(QTY2),
 Connects to 0795-137



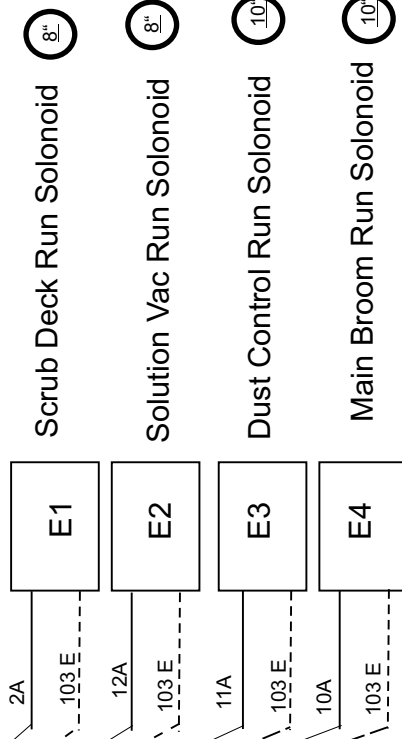
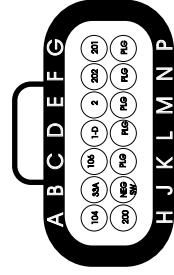
Engine Connectors



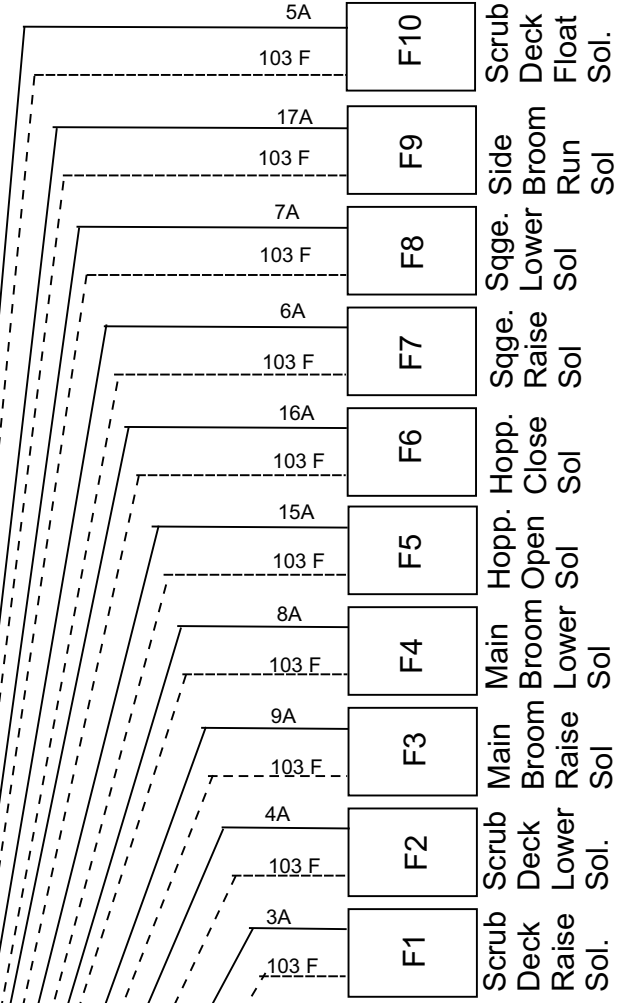
● - Breakout location Marker

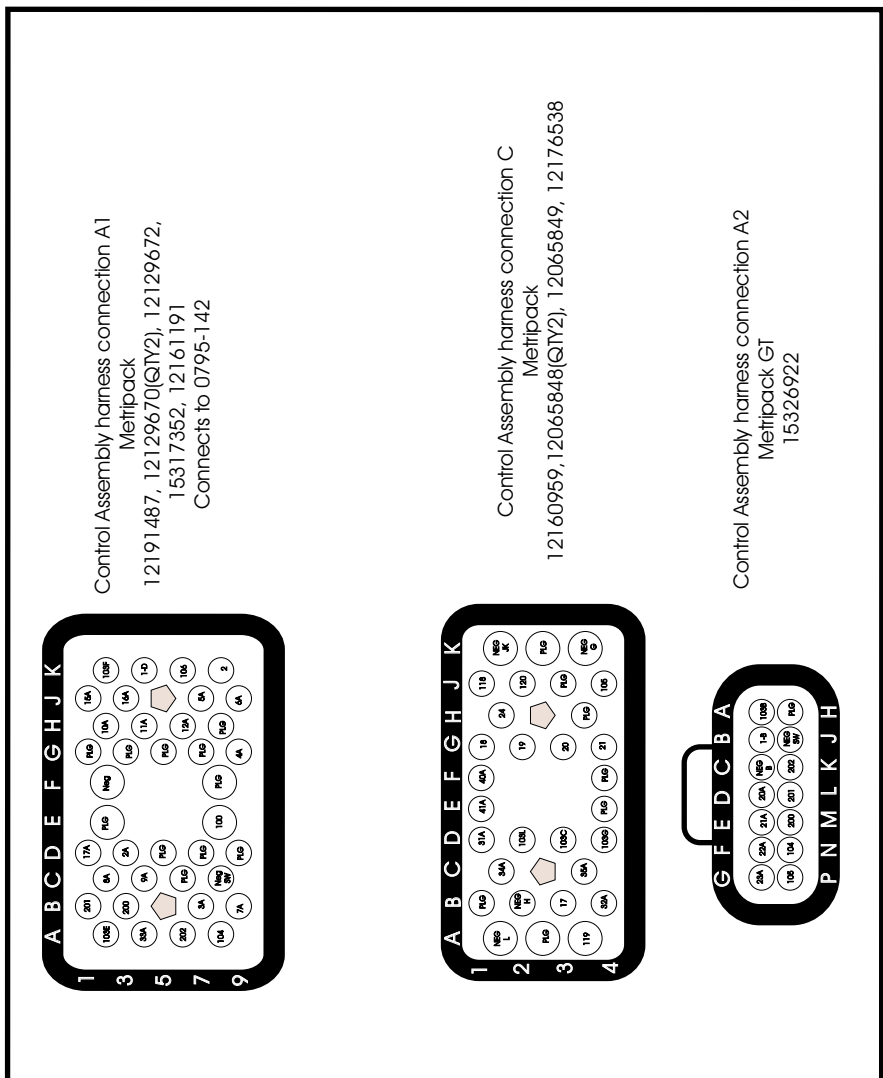
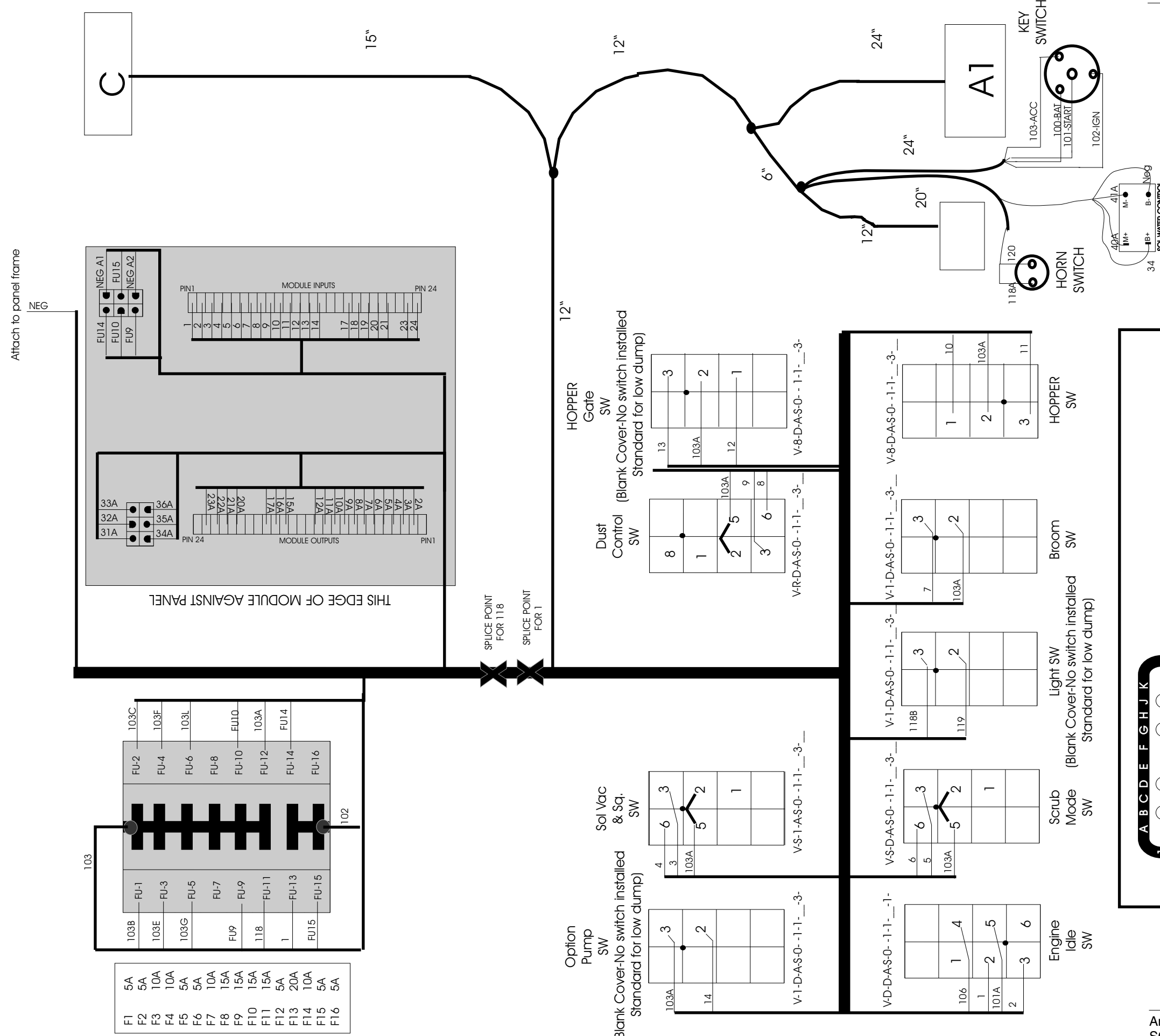


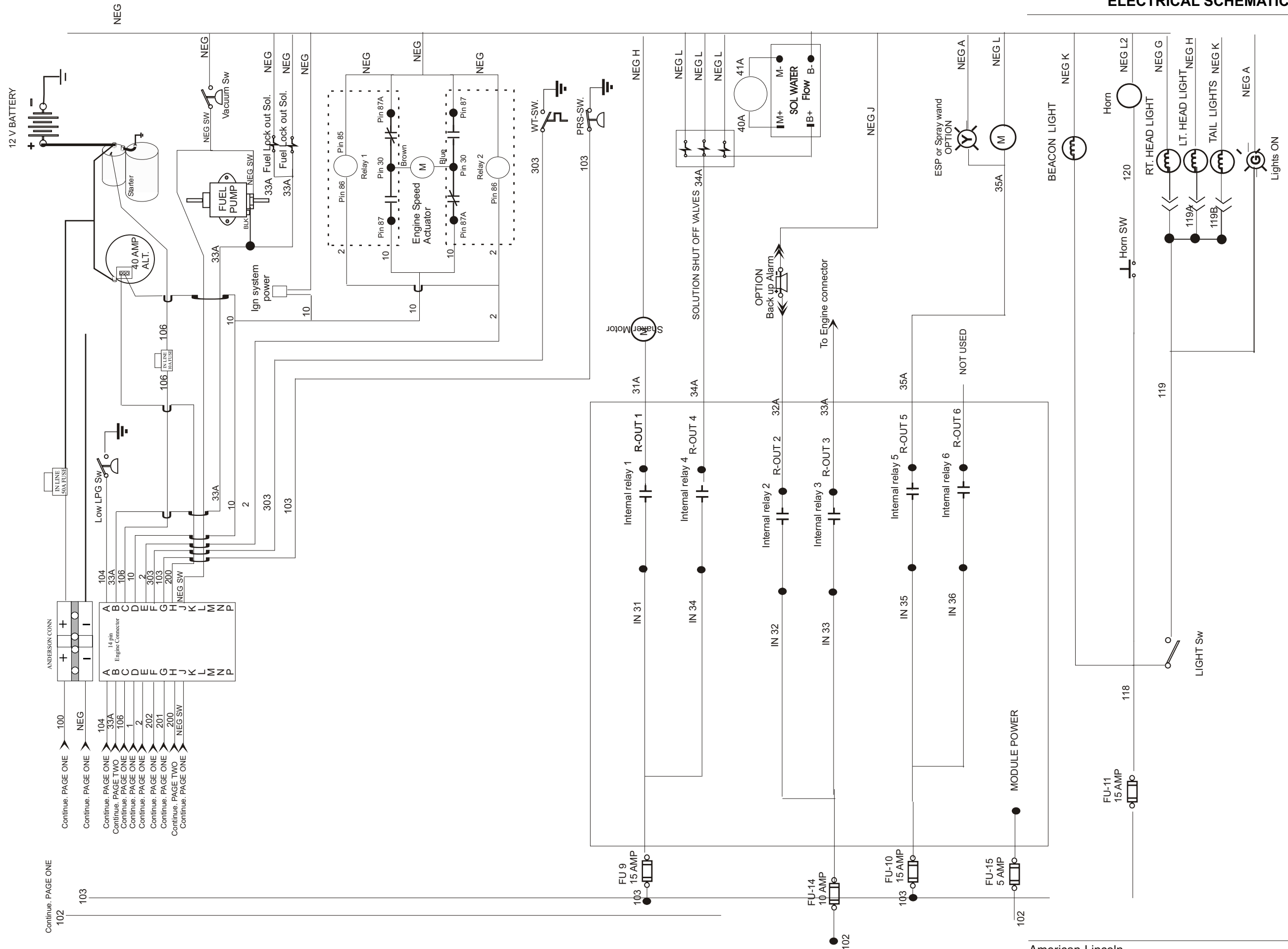
Control Assembly harness connection D2
 Metripack GT
 15326917, 15317832



ENGINE HARNESS & HYDRAULIC CONNECTIONS DRAWING







Continue. PAGE ONE

102

Continue. PAGE ONE

Continue. PAGE ONE

Continue. PAGE ONE

Continue. PAGE ONE

Continue. PAGE ONE

Continue. PAGE ONE

Continue. PAGE ONE

Continue. PAGE ONE

Continue. PAGE ONE

Continue. PAGE ONE

Continue. PAGE ONE

Continue. PAGE ONE

Continue. PAGE ONE

Continue. PAGE ONE

Continue. PAGE ONE

Continue. PAGE ONE

Continue. PAGE ONE

Continue. PAGE ONE

Continue. PAGE ONE

Continue. PAGE ONE

Continue. PAGE ONE

Continue. PAGE ONE

Continue. PAGE ONE

Continue. PAGE ONE

Continue. PAGE ONE

Continue. PAGE ONE

Continue. PAGE ONE

Continue. PAGE ONE

Continue. PAGE ONE

Continue. PAGE ONE

Continue. PAGE ONE

Continue. PAGE ONE

Continue. PAGE ONE

Continue. PAGE ONE

Continue. PAGE ONE

Continue. PAGE ONE

Continue. PAGE ONE

Continue. PAGE ONE

Continue. PAGE ONE

Continue. PAGE ONE

Continue. PAGE ONE

Continue. PAGE ONE

Continue. PAGE ONE

Continue. PAGE ONE

Continue. PAGE ONE

Continue. PAGE ONE

Continue. PAGE ONE

Continue. PAGE ONE

Continue. PAGE ONE

Continue. PAGE ONE

Continue. PAGE ONE

Continue. PAGE ONE

Continue. PAGE ONE

Continue. PAGE ONE

Continue. PAGE ONE

Continue. PAGE ONE

Continue. PAGE ONE

Continue. PAGE ONE

Continue. PAGE ONE

Continue. PAGE ONE

Continue. PAGE ONE

Continue. PAGE ONE

Continue. PAGE ONE

Continue. PAGE ONE

Continue. PAGE ONE

Continue. PAGE ONE

Continue. PAGE ONE

Continue. PAGE ONE

Continue. PAGE ONE

Continue. PAGE ONE

Continue. PAGE ONE

Continue. PAGE ONE

Continue. PAGE ONE

Continue. PAGE ONE

Continue. PAGE ONE

Continue. PAGE ONE

Continue. PAGE ONE

Continue. PAGE ONE

Continue. PAGE ONE

Continue. PAGE ONE

Continue. PAGE ONE

Continue. PAGE ONE

Continue. PAGE ONE

Continue. PAGE ONE

Continue. PAGE ONE

Continue. PAGE ONE

Continue. PAGE ONE

Continue. PAGE ONE

Continue. PAGE ONE

Continue. PAGE ONE

Continue. PAGE ONE

Continue. PAGE ONE

Continue. PAGE ONE

Continue. PAGE ONE

Continue. PAGE ONE

Continue. PAGE ONE

Continue. PAGE ONE

Continue. PAGE ONE

Continue. PAGE ONE

Continue. PAGE ONE

Continue. PAGE ONE

Continue. PAGE ONE

Continue. PAGE ONE

Continue. PAGE ONE

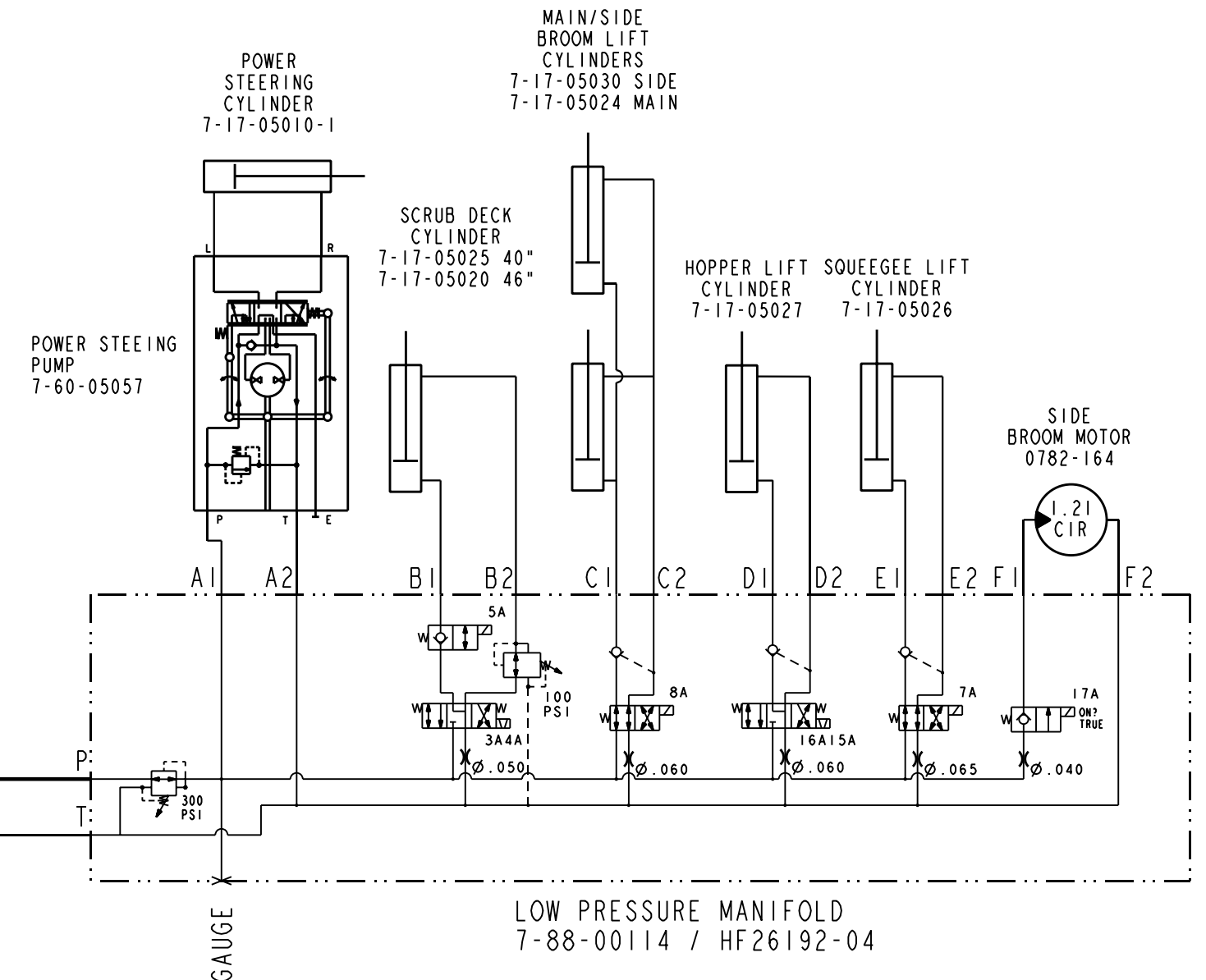
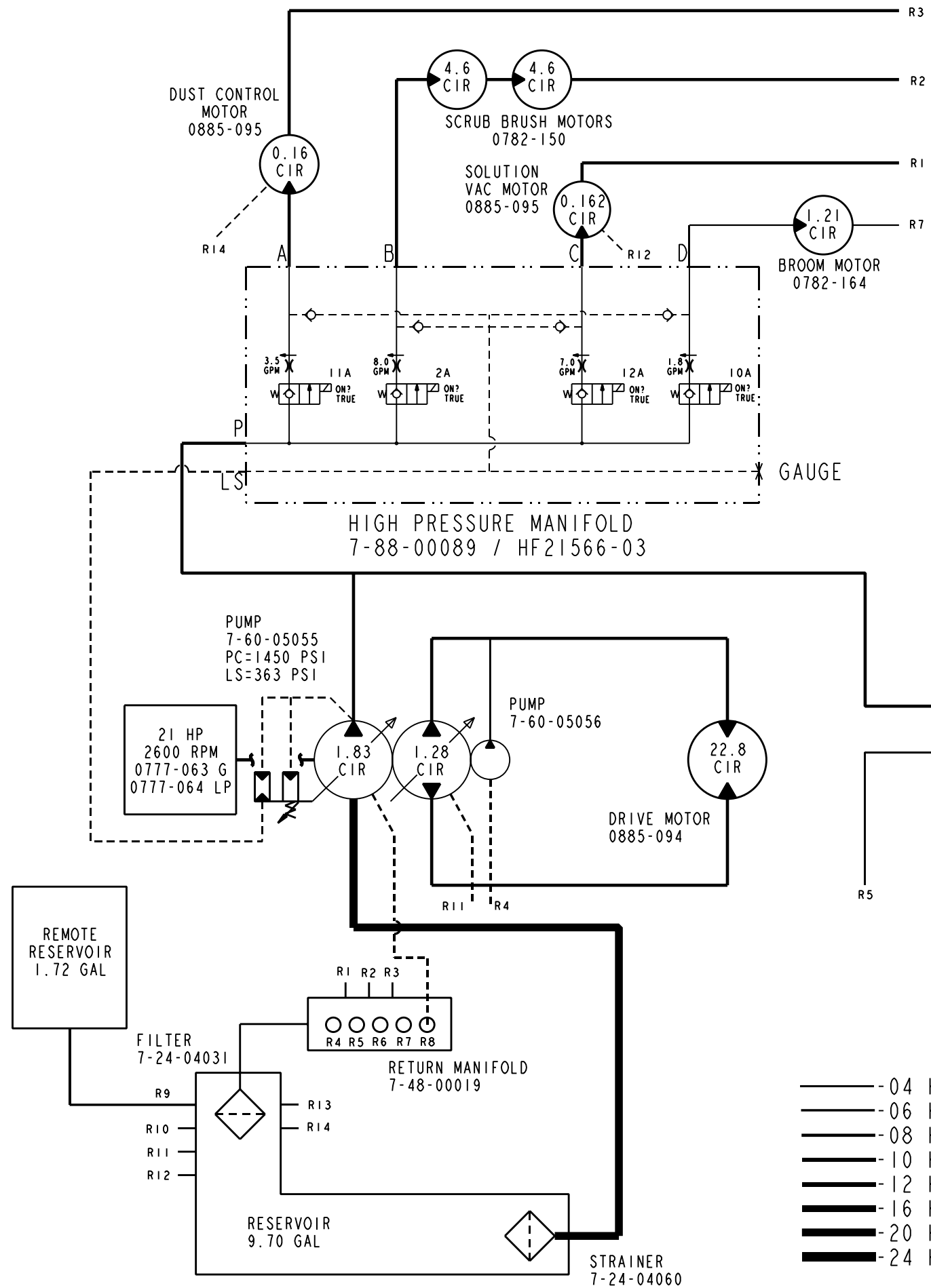
Continue. PAGE ONE

Continue. PAGE ONE

Continue. PAGE ONE

Input / Output Logic

INPUT	Input Description	Output	Device Controlled by Output	Input conditions for Output to be "ON"
IN 1	Power	OUT 1	Spare	
IN 2	Fast speed	OUT 2	Scrub deck Drive motor Run Solenoid	(Input 2 on for 5 Seconds or more) AND (IN5 OR IN6) AND (IN17 OR IN18)
IN 3	Squeegee Auto Request	OUT 3	Scrub deck lift "Raise" Solenoid	NOT (IN5 OR IN6)
IN 4	Squeegee Down Request	OUT 4	Scrub deck lift "Lower" Solenoid	IN6
IN 5	Scrub Deck Normal Dwn Request	OUT 5	Scrub deck lift check valve "Disable" Solenoid	IN5
IN 6	Scrub Deck Heavy Dwn Request	OUT 6	Squeegee "Raise" Solenoid	NOT OUT7
IN 7	Broom On Request	OUT 7	Squeegee "Lower" Solenoid	(IN4 OR (IN3 AND (IN5 OR IN6)) AND NOT IN17)
IN 8	Shaker Run Request	OUT 8	Broom "Lower" Solenoid	IN7 AND IN21 AND NOT ROUT1
IN 9	DC Auto Request	OUT 9	MAIN Broom "Raise" Solenoid	NOT OUT 8
IN 10	Open Hopper Request	OUT 10	Broom "Run" Solenoid	(Input 2 must be on for 5 Seconds or more) Then IF Jmp1 OUT10 = OUT8 else OUT10 = OUT 8 AND IN22
IN 11	Close Hopper Request	OUT 11	DC "Run" Solenoid	(Input 2 must be on for 5 Seconds or more) And (IN9 AND OUT10) AND IN24
IN 12	Open Hopper Gate Request	OUT 12	Solution Vac "Run" Solenoid	(Input 2 must be on for 5 Seconds or more) And not in19 and(out 7 or td1 timer timing(no transition dropout))
IN 13	Close Hopper Gate Request	OUT 13	Hopper Gate "Open" Solenoid	(OUT10 OR IN12)
IN 14	OPTION Request	OUT 14	Hopper Gate "Close" Solenoid	(IN13 OR OUT15)
IN 15	Spare	OUT 15	Hopper "Open" Solenoid	IN10
IN 16	ENGINE OIL PRESSURE SW	OUT 16	Hopper "Close" Solenoid	IN11
IN 17	Reverse Limit Switch	OUT 17	SIDE Broom "Run" Solenoid	out10
IN 18	Forward Limit Switch	OUT 18	Spare	
IN 19	High Recovery Level Switch	OUT 19	Spare	
IN 20	Low Solution level Switch	OUT 20	Hopper Temp Light	NOT IN24
IN 21	Hopper CLOSED Switch	OUT 21	Hopper Not ready Light	IN22 or (NOT IN21)
IN 22	Hopper Gate Open Switch	OUT 22	High Recovery Tank level light	IN19
IN 23	SPARE	OUT 23	Low solution tank level light	IN20
IN 24	Hopper Temp Sw -Option	OUT 24	Spare	
		R-OUT 1	SHAKER MOTOR	TD2 TIMER TIMING
		R-OUT 2	BACK UP ALARM	IN17
		R-OUT 3	FUEL PUMP/CARB SOL	IN1
		R-OUT 4	SOLUTION CONTROL VALVES -ON = RUN	OUT2
		R-OUT 5	OPTION pump MOTOR & LIGHT	If JMP2 then R-OUT5 when (IN14 AND IN19) Else R-OUT5 when (IN14 AND NOT IN20)
		R-OUT 6	Spare	
				SPECIAL CONDITIONS : Outputs 2,10,11,12 are disabled when IN2 is off , & Enabled when IN2 has been on for 5 sec or longer. All other logic for these outputs are as stated above
		Internal Logic		
		TD1-15 SEC	STARTS TIMING WHEN OUT7 GOES LOW add reset when NOT (IN 3 and IN4)	
		TD2-20 SEC	IN8 or (IN9 & OUT11 GOES LOW)	
		JMP1	Low dump Option Program Selected	
		JMP2	ESP Option Selected	
		JMP3	Option program 3- Spare	

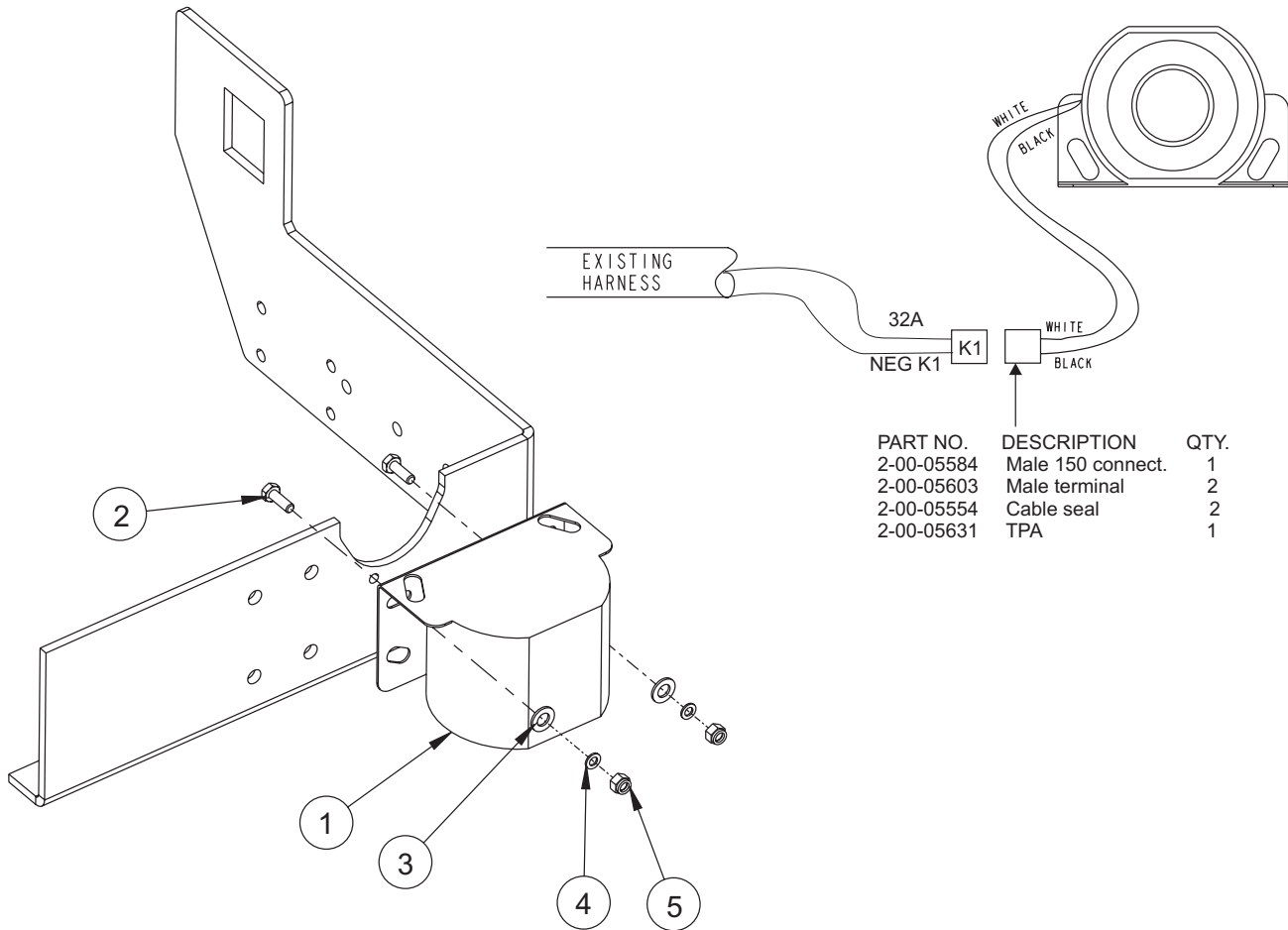


- -04 HOSE; .25 ID
- -06 HOSE; .38 ID
- -08 HOSE; .50 ID
- -10 HOSE; .63 ID
- -12 HOSE; .75 ID
- -16 HOSE; 1.00 ID
- -20 HOSE; 1.25 ID
- -24 HOSE; 1.50 ID

TABLE OF CONTENTS - OPTIONS

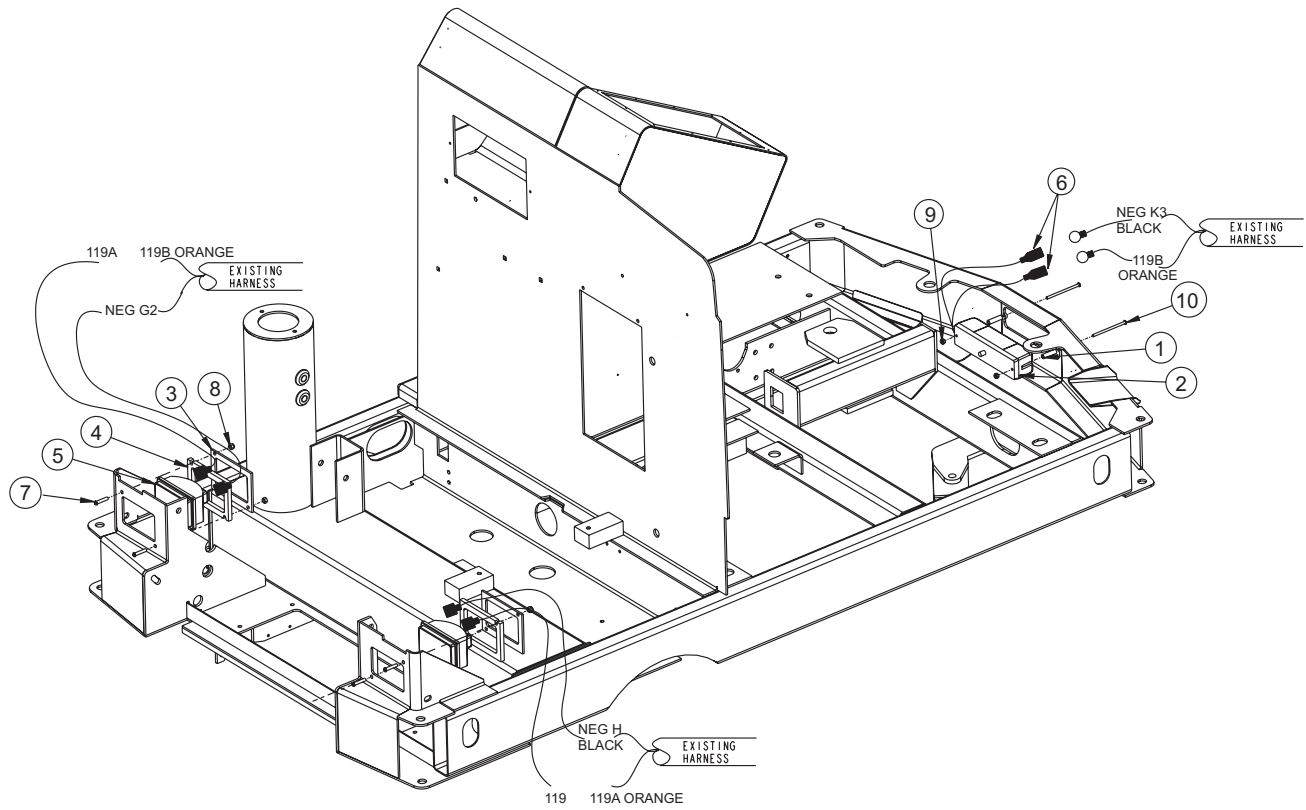
Back-Up Alarm Option	3-2
Lights Package Option	3-3
ESP (12V & 36V) Option	3-4
Fire Extinguisher Option	3-7
Overhead Guard (OHG) Option	3-8
Seat Belt Assembly Option	3-9
Strobe Light without OHG (12 & 36 VDC) Option	3-10
Strobe Light with OHG (12 & 36 VDC) Option	3-12
Spray & Vac Wand Option	3-14
High Torque Drive Motor Option	3-17
Extended Bumpers Option	3-18
Brooms & Brushes Option	3-20
Spare Parts List.....	3-21
Engine Service Parts	3-22

BACK - UP ALARM OPTION



OPTION 0780-518

<u>Key No.</u>	<u>Part Number</u>	<u>Description</u>	<u>Qty.</u>
1	8-32-09009	Back Up Alarm (9.8 to 56.4 VDC)	1
2	2-00-00221	Screw, ¼ - 20 x .750 HHC	2
3	2-00-00409	Flat Washer, .687 x .344 x .062	2
4	2-00-00501	Washer, .25 ID x .44 OD x .062	2
5	2-00-00641	Nut, ¼ - 20 Insert Fiber	2



C0987/0203

OPTION 0780-517

<u>Key No.</u>	<u>Part Number</u>	<u>Description</u>	<u>Qty.</u>
1	8-75-01207	Spacer, Taillight	2
2	8-40-05044	Tail Light (12 V)	1
3	7-08-00557	Bracket, Light	2
4	7-29-00191	Gasket, Light	2
5	7-40-05034	Headlight (12 V)	2
6	8-11-00015	Terminal, .250 Fully-Insul. Male Spade	2
7	2-00-00060	Screw, 1/4-20 x 1.25 PH RHM	4
8	2-00-00641	Nut, 1/4-20 Fiber Insert	4
9	2-00-01246	Insert, #10-24 Nylon	2
10	2-00-02933	Screw, #10-24 x 3.50 PH PN HD	2

C0987/0203

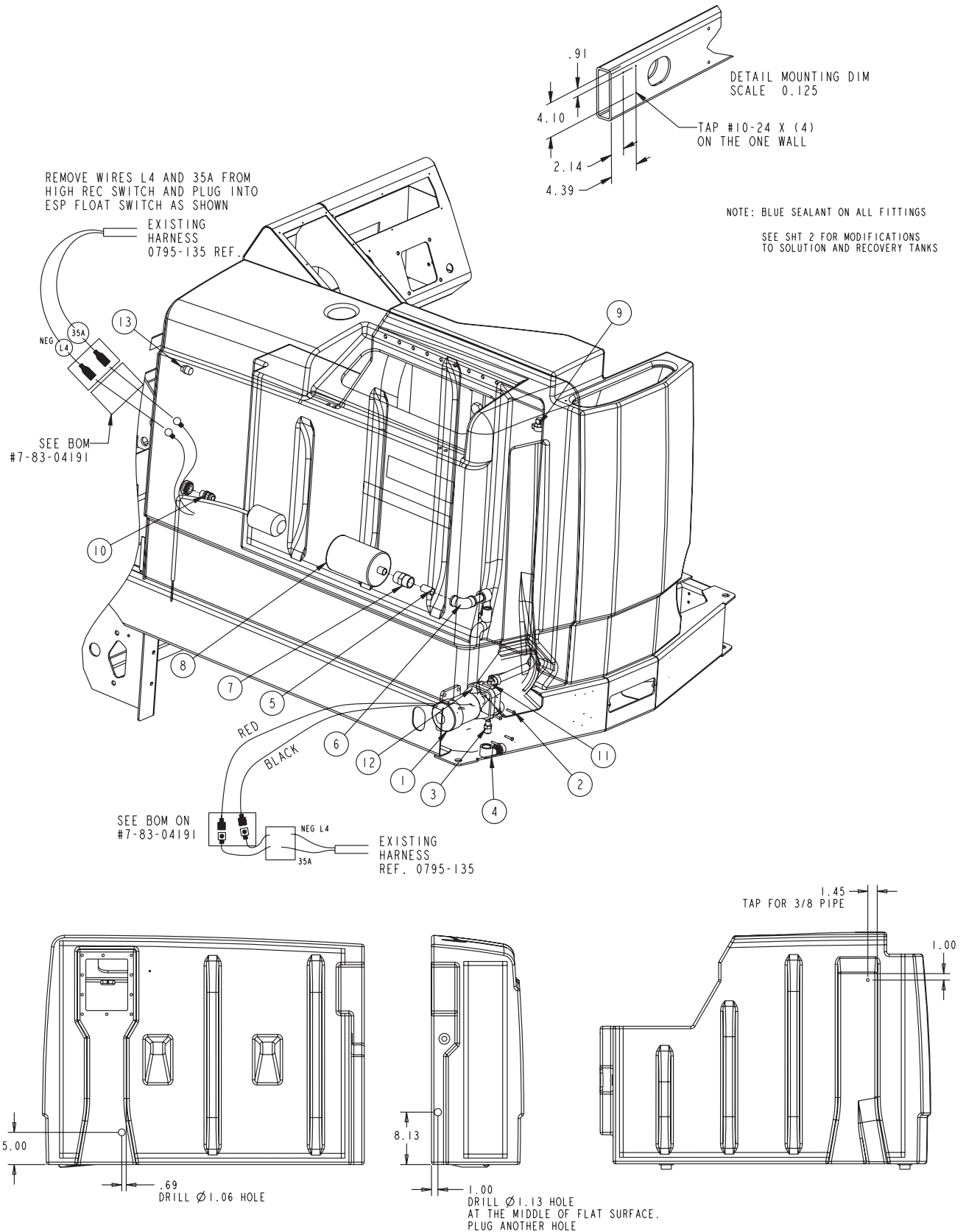
ESP RECOVERY OPTION

OPTION 0780-520

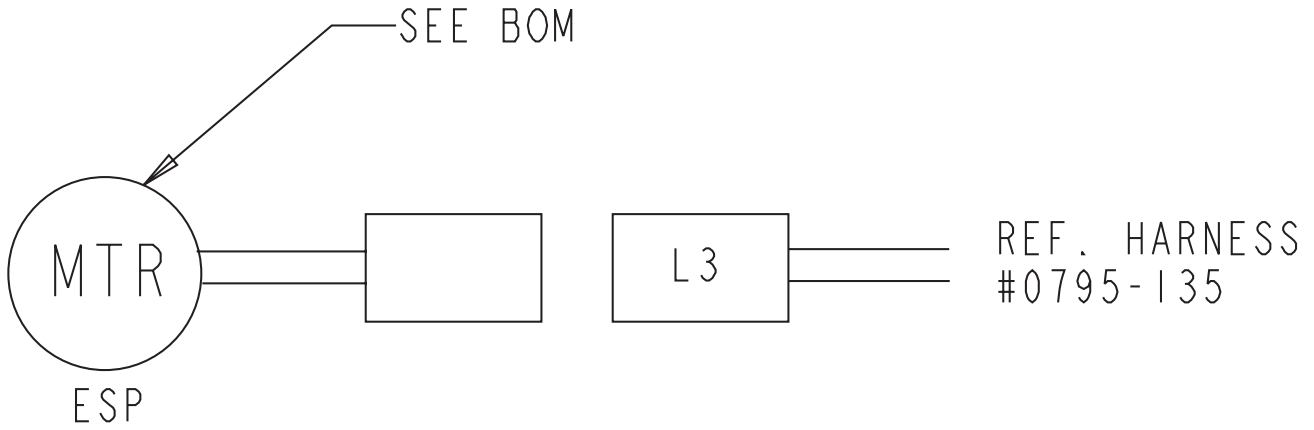
<u>Key No.</u>	<u>Part Number</u>	<u>Description</u>	<u>Qty.</u>
1	7-60-05025	Pump - Recycling (12 VDC)	1
2	2-00-00039	Screw, 10-24 x 1.000 RHM	4
3	7-25-02062	Fitting - Reduced Nipple	1
4	2-00-05132	Fitting - Elbow	2
5	2-00-05131	Fitting - Nipple	2
6	2-00-05083	Fitting - 90° 3/4 NPT Elbow	1
7	2-00-04736	Pipe Connector	1
8	7-24-04038	Filter - Pump Inlet	1
9	2-00-02061	Fitting	2
10	7-09-01146	Bushing - Bulkhead Fitting	1
11	7-33-02491	Hose - ESP pump to solution tank	1
12	7-33-02492	Hose - Tank to ESP pump	1
13	2-00-02474	Plug - 1/2 NPT	1
14	7-09-01124	Bulkhead fitting	1

C1944/0206

ESP RECOVERY OPTION



ESP RECOVERY OPTION (con't)

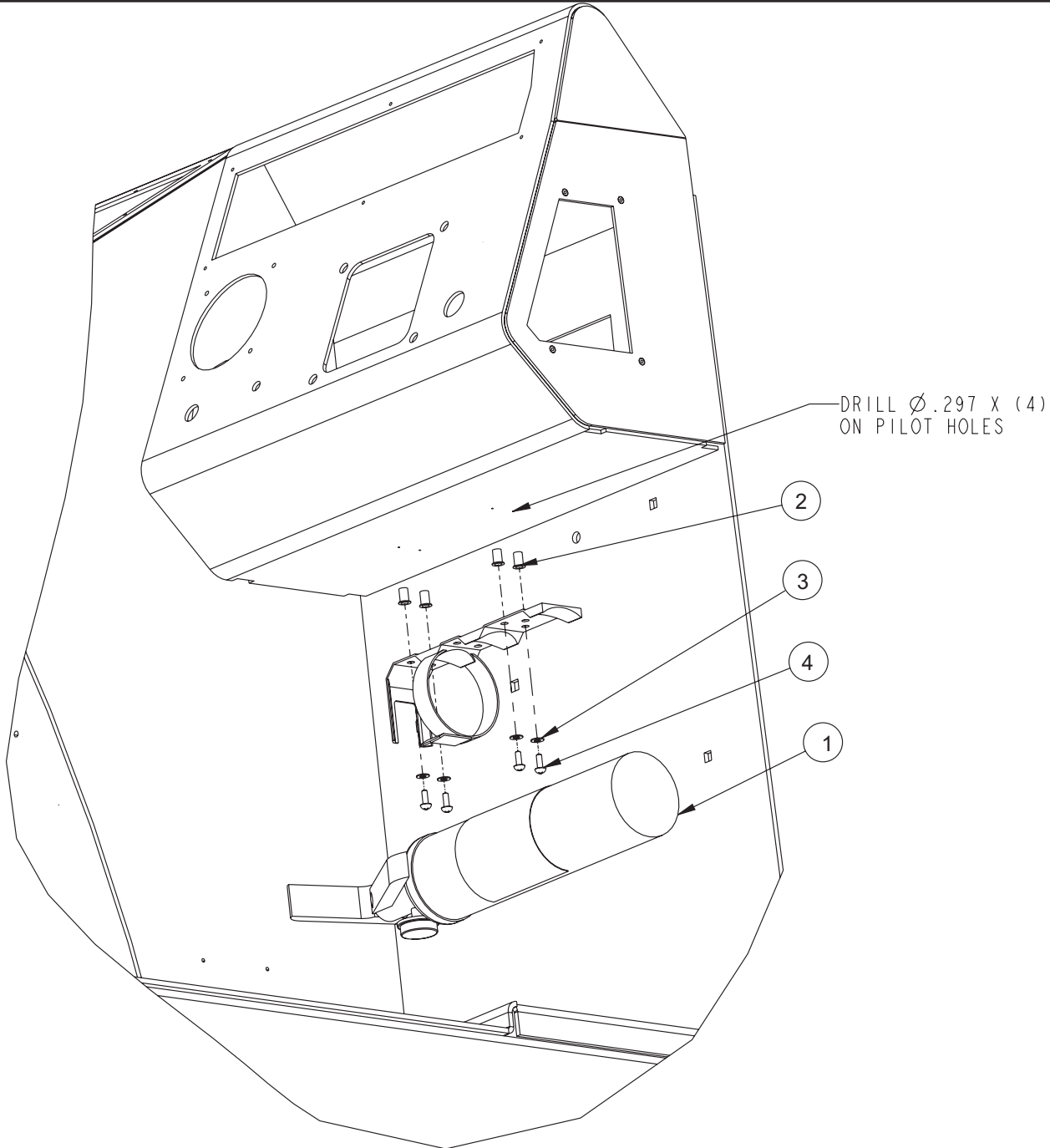


OPTION 0780-520

<u>Key No.</u>	<u>Part Number</u>	<u>Description</u>	<u>Qty.</u>
1	2-00-00554	Cable seal	2
2	2-00-05583	Female connector assy. Menpack 150	1
3	2-00-05631	TPA	1
4	2-00-05603	Menpack 150 male pin terminal	2

C1972/0206

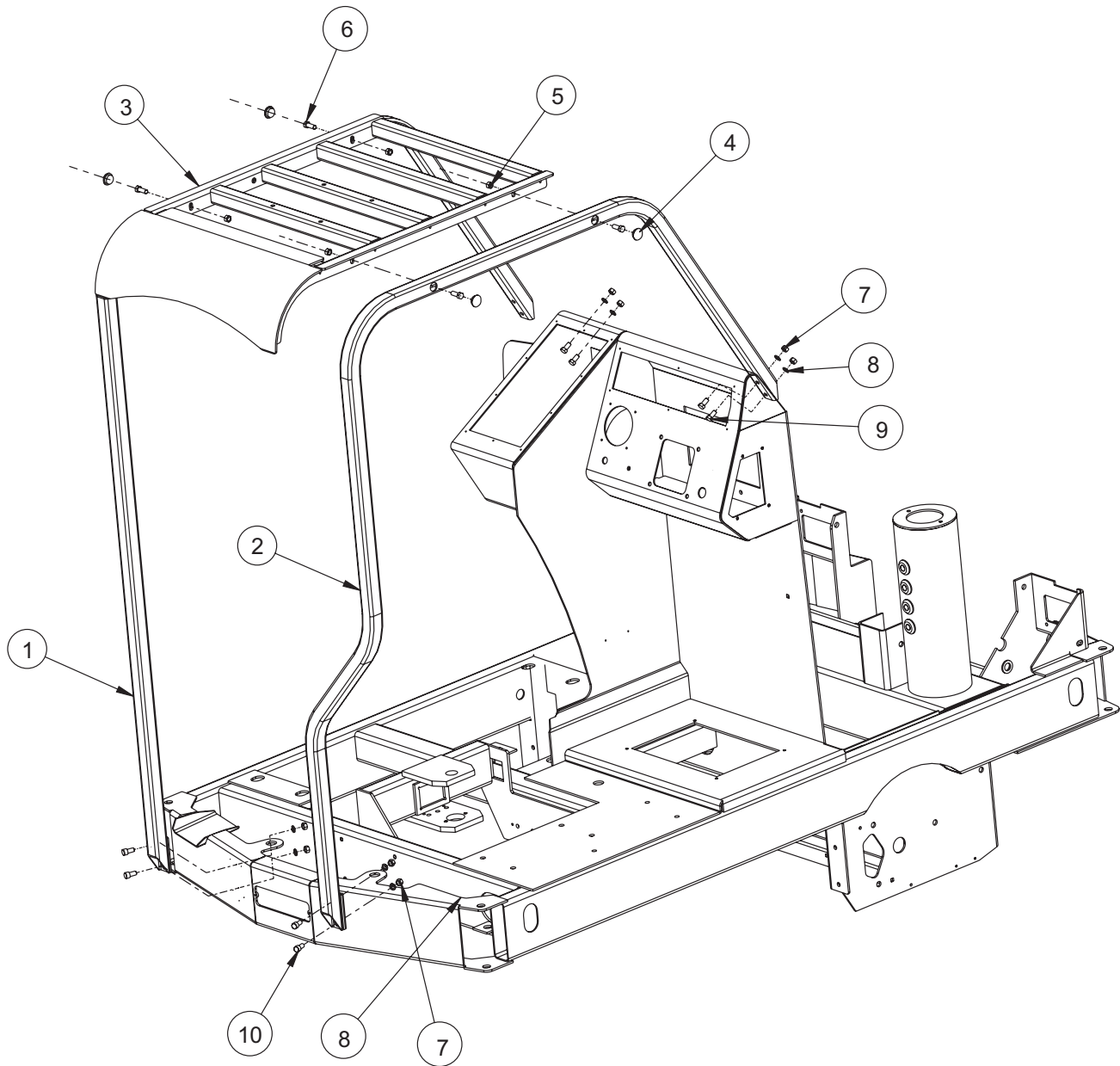
FIRE EXTINGUISHER OPTION



OPTION 0780-516

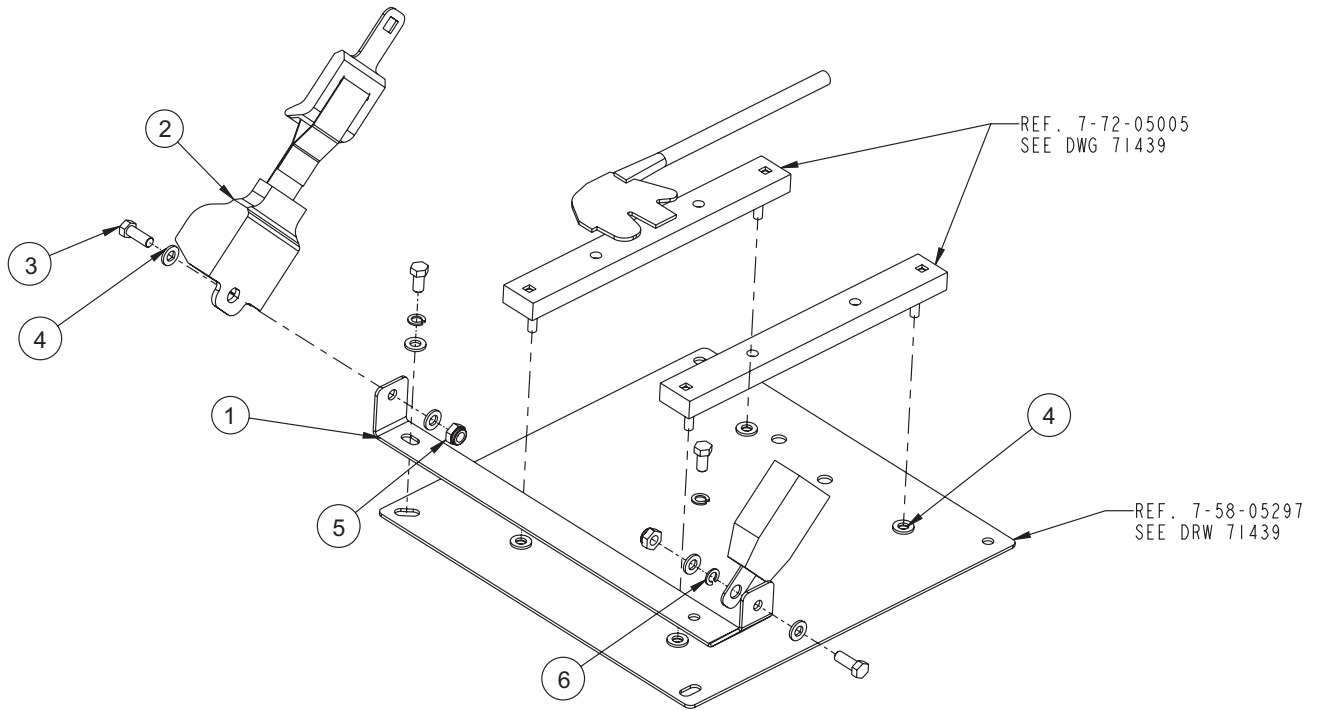
Key No.	Part Number	Description	Qty.
1	8-83-04033	Fire Extinguisher 2 1/2 lb.	1
2	7-83-04179-1	Solution Tank	Ref.
3	2-00-00426	Flat washer, .500 x .219 x .063	4
4	2-00-00049	Screw, #10-24 x .500 RHM	4

OVERHEAD GUARD OPTION



OPTION 0780-510

<u>Key No.</u>	<u>Part Number</u>	<u>Description</u>	<u>Qty.</u>
1	7-81-00256	Support - LH OHG weldment	1
2	7-81-00255	Support - RH OHG weldment	1
3	8-30-05174	Overhead Guard - Top Weldment	1
4	2-00-05134	Plug Button	6
5	2-95-04182	Nut - 3/8-16 Elastic Stop Nut	15
6	2-00-00233	Screw, 3/8-16 x 1.000 HHC	4
7	2-00-02360	Hex nut, 3/8-16	8
8	2-00-02310	Lock washer, Helical spring 3/8 Med.	8
9	2-00-00232	Screw, 3/8-16 x .750 HHC	4
10	2-00-03044	Screw, .38-16 x .75	4



OPTION 0780-515

<u>Key No.</u>	<u>Part Number</u>	<u>Description</u>	<u>Qty.</u>
1	7-08-00973	Bracket - Seat Belt	1
2	2-00-05391	Retractable Seat Belt	1
3	2-00-00233	Screw, 3/8-16 x 1.000 HHC	2
4	2-00-00402	Flat Washer, .750 x .390 x .094	8
5	2-00-00643	Nut, 3/8-16 Stop	2
6	2-00-02310	Lock Washer, Helical Spring 3/8 Med.	1

STROBE LIGHT W/O OVERHEAD GUARD OPTION

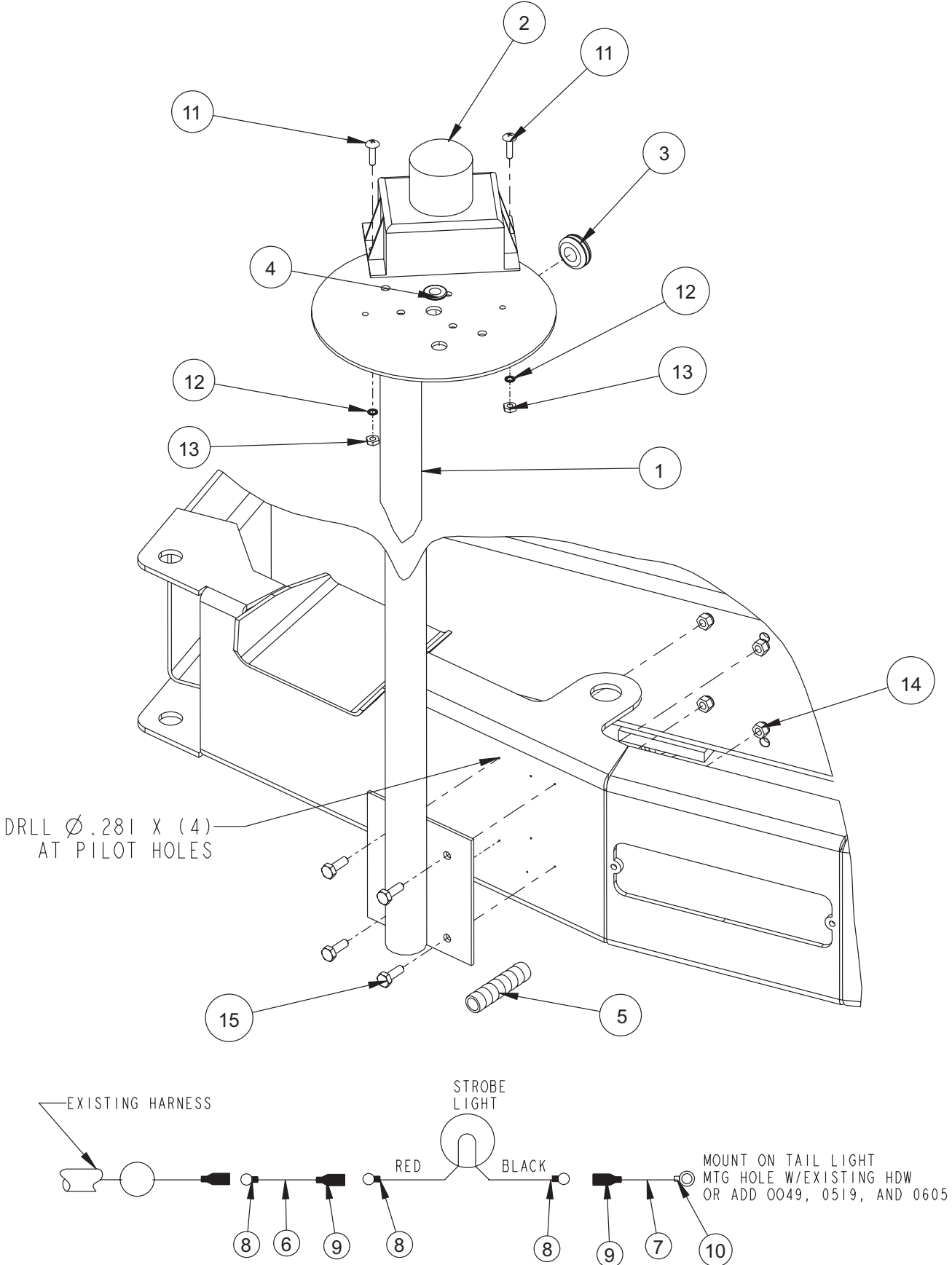
OPTION 0780-511 (RED) or 0780-512 (AMBER)

<u>Key No.</u>	<u>Part Number</u>	<u>Description</u>	<u>Qty.</u>
1	7-81-00223	Support - Warning Light	1
2	8-40-05020	Red Strobe Light (12 to 80 VDC)	1
2	8-40-05036	Amber Strobe Light (12 to 80 VDC)	1
3	2-00-03261	Grommet	1
4	2-00-00491	Grommet	1
5	3-61-02014	Convolute Tube (6 ft.)	1
*6	3-61-00193	Wire - 16 GA (Red)	10 ft.
*7	3-61-00189	Wire - 16 GA (Black)	10 ft.
8	2-00-04578	Terminal (.156 Male Bullet)	2
9	2-00-04626	Terminal (.156 Female Bullet)	2
10	2-00-04281	Terminal (#10 Ring)	1
11	2-00-03063	Screw, #10-24 x .750 THM	2
12	2-00-00512	Lock Washer	2
13	2-00-00605	Nut, Hex MS #10-24 x .375 x .125	2
14	2-00-00641	Nut, 1/4-20 insert fiber	4
15	2-00-00221	Screw, 1/4-20 x .750 HHC	4

*Cut to Suit

C1945/0206

STROBE LIGHT W/O OVERHEAD GUARD OPTION



STROBE LIGHT W/ OVERHEAD GUARD OPTION

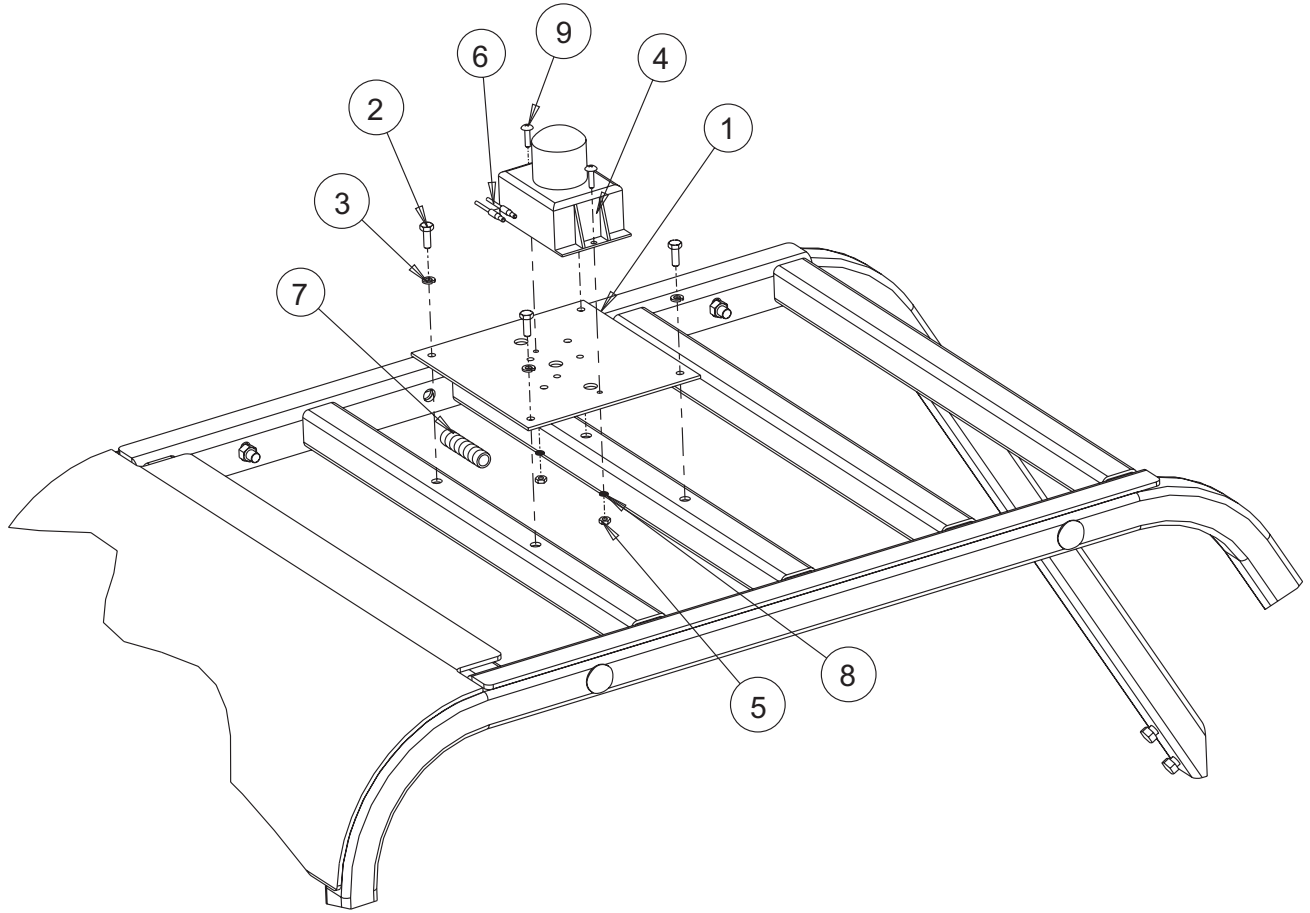
OPTION 0780-513 (RED) or 0780-514 (AMBER)

<u>Key No.</u>	<u>Part Number</u>	<u>Description</u>	<u>Qty.</u>
1	8-58-05228	Plate - Flasher Mounting	1
2	2-00-00221	Screw, ¼ - 20 x .750 HHC	4
3	2-00-00518	Lock Washer, Helical Spring	4
4	8-40-05036	Amber Strobe Light (12 to 80 VDC)	1
	8-40-05020	Red Strobe Light (12 to 80 VDC)	1
5	2-00-00605	Nut, Hex MS #10-24 x .375 x .125	2
6	2-00-04578	Terminal (.156 Male Bullet)	2
7*	3-61-02014	Convoluted Tube (8 ft.)	1
8	2-00-00512	Lock Washer	2
9	2-00-03060	Screw, THM #10-24 x .25	2
10	2-00-04626	Terminal (.156 Female Bullet)	2
11*	3-61-00189	Wire 16 GA (Black)	10 ft.
12*	3-61-00193	Wire 16 GA (Red)	7 ft.

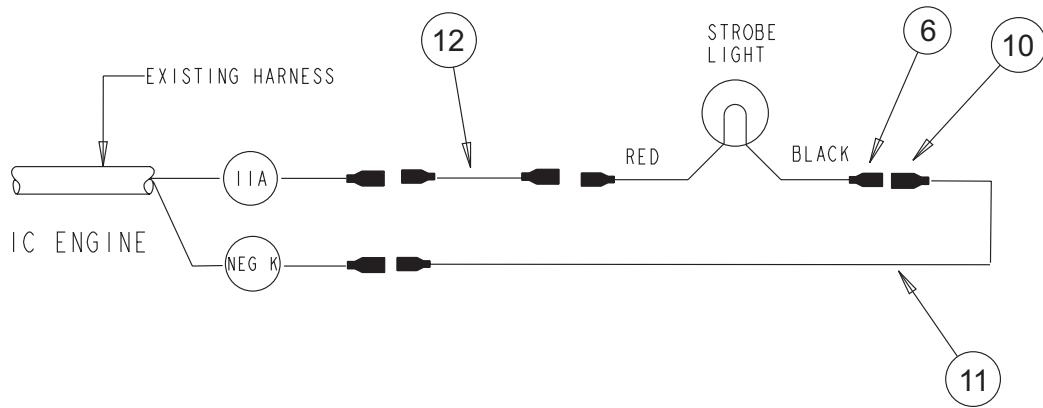
*Cut to Suit

C1946-1/2-04

STROBE LIGHT W/ OVERHEAD GUARD OPTION



C1946-1



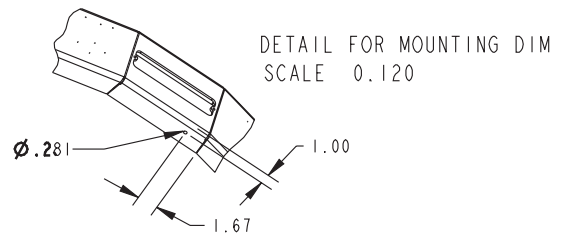
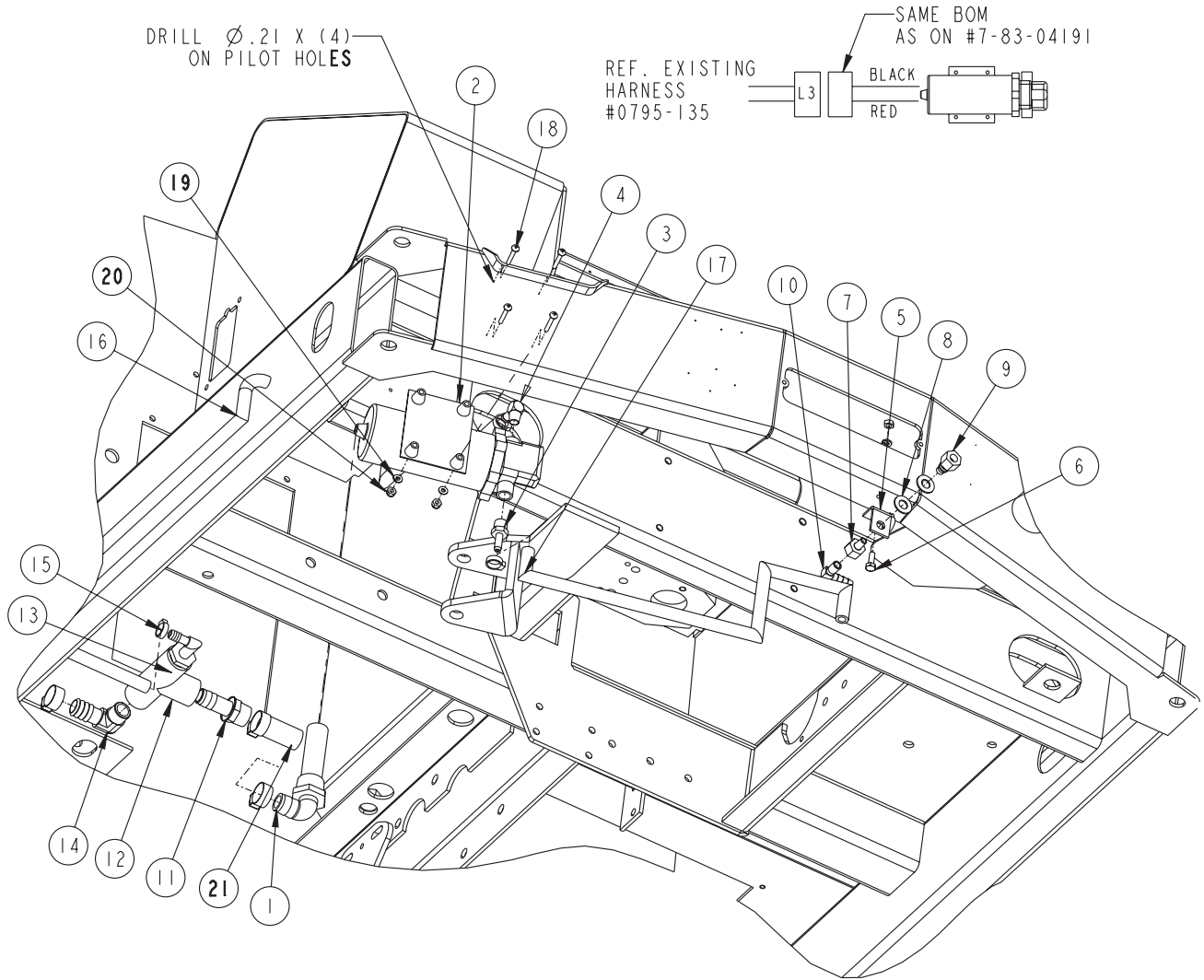
SPRAY & VAC WAND OPTION

OPTION0780-521

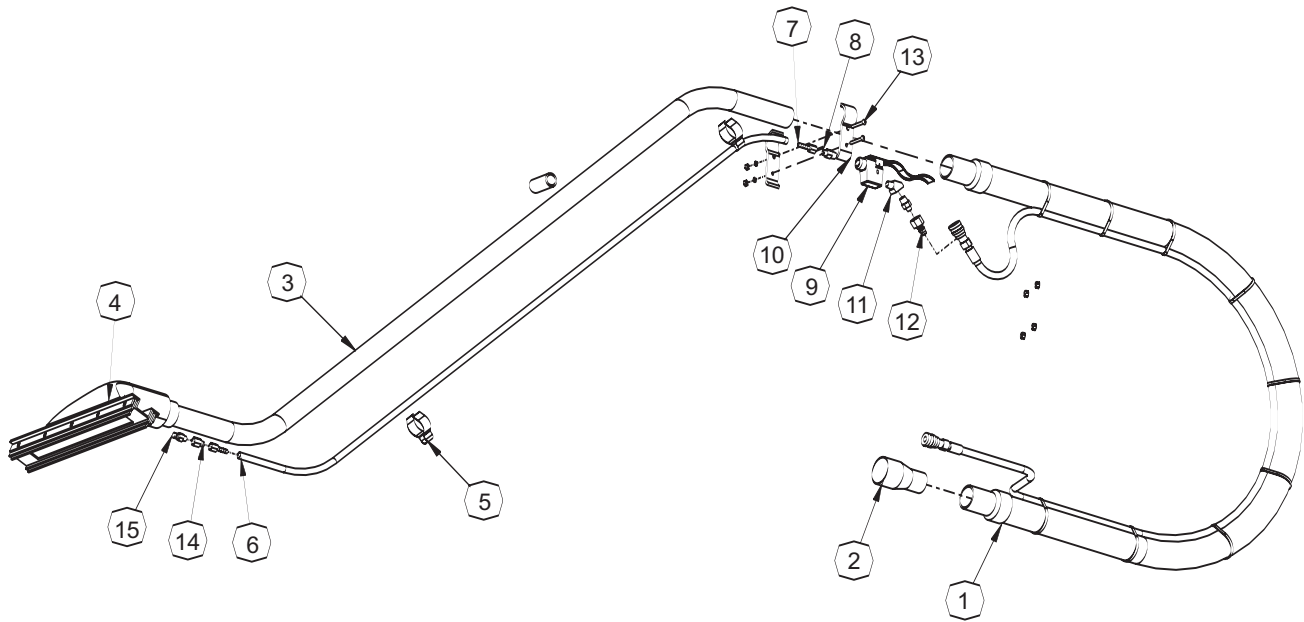
<u>Key No.</u>	<u>Part Number</u>	<u>Description</u>	<u>Qty.</u>
1	7-24-04056	Filter - Solution	1
2	7-60-05022	Pump - Water 12V DC	1
3	2-00-05201	Fitting - Str. 1/2 NPT x 3/8 Barb	1
4	7-25-02061	Fitting	1
5	7-08-00769	Bracket - Hose Connection	1
6	2-00-00221	Screw, 1/4-20 x .750 HHC	1
7	2-00-05465	Adapter, 1/4 Female x 1/8 Male	1
8	2-00-00415	Flatwasher, .9375 x .468 x .0625 Stl	2
9	7-16-05028	Coupling - Quick Disconnect	1
10	2-00-05464	Elbow 1/4 NPT x Barb Fitting 3/8	1
11	7-25-02012	Fitting - 3/4 I.D. Hose Str Barb	1
12	7-25-02037	Fitting - Plastic (Tee)	1
13	2-00-04655	Fitting - 90° Elbow (Nylon)	1
14	7-25-02053	90° Elbow (3/4 NPT to 3/4 BARB)	1
15	2-00-05363	Hose Clamp	4
16	3-71-00081	Hose, Pump to Spray	55 ft
17	3-71-00081	Hose, Tank to pump 3/8 ID x .61 OD	30 ft
18	2-00-00071	Screw, #10-24 x 1.25 1g	4
19	2-00-00460	Flatwasher, .437 x .192 x .031 - s	4
20	2-00-01246	Nut, Hex Fiber Insert #10-24	4
21	7-33-02434	Hose, Heater 3/4 x 2 LG	1

C1952/0206

SPRAY & VAC WAND OPTION

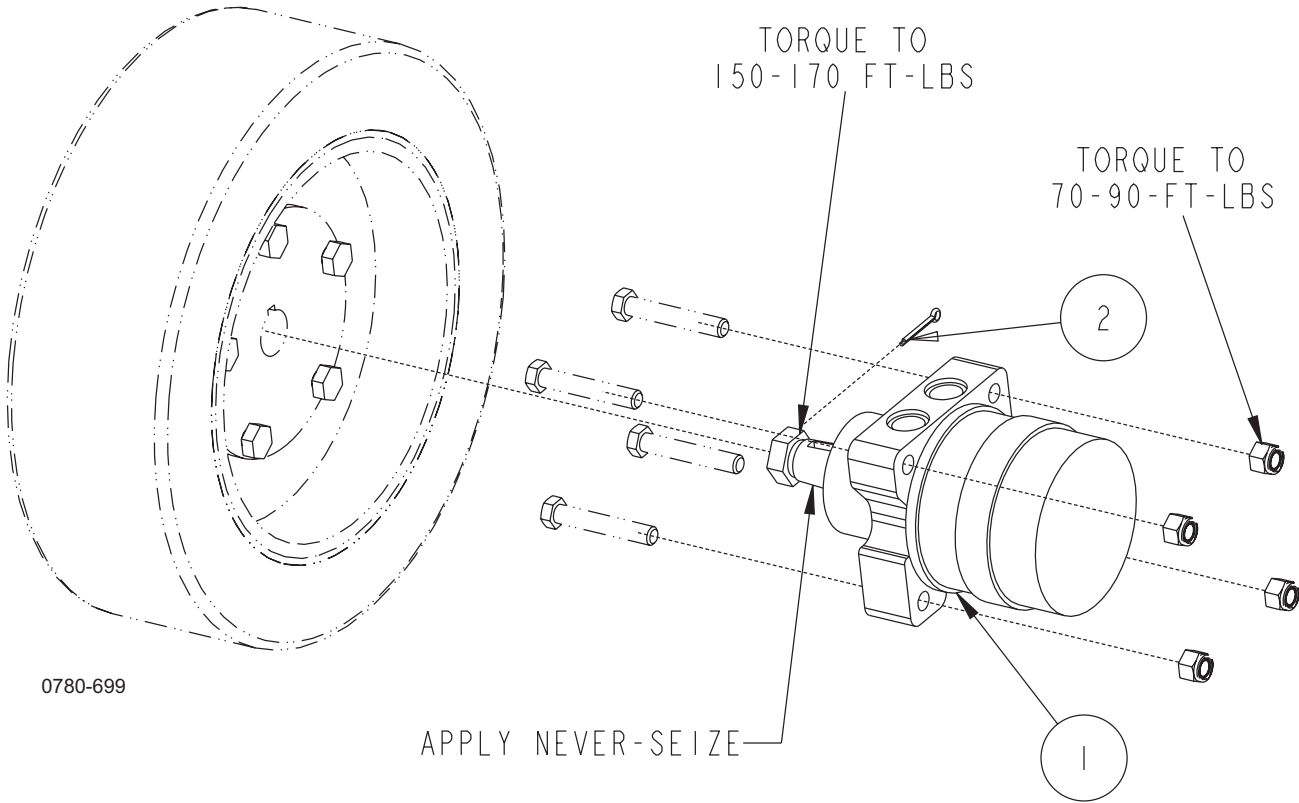


SPRAY & VAC WAND OPTION (cont.)



OPTION 0780-521

<u>Key No.</u>	<u>Part Number</u>	<u>Description</u>	<u>Qty.</u>
1	0261-029	Hose Assembly	1
2	7-03-00044	Adapter - Transition	1
3	639804	Wand Assembly	1
4	638824	Tool Assembly	1
5	7-13-07140	Clamp - Hose	2
6	7-33-02306	Hose - Solution Feed	1
7	2-00-05207	Adapter - 1/4 Hose x 1/8 NPT	2
8	2-00-05206	Reducer - Male Pipe 1/4 x 1/8	2
9	7-88-00058	Valve Solution 1/4 NPT	1
10	7-13-07139	Clamp - Valve	2
11	8-56-05026	45° Street Elbow	1
12	7-16-05028	Coupling - Quick Disconnect	1
13	2-00-00089	Screw - #10-24 x 1.5 LG. RHM	2
14	2-00-05208	Adapter - 1/8 Pipe, Brass	1
15	7-50-01002	Spray Nozzle	1



OPTION 0780-699

<u>Key No.</u>	<u>Part Number</u>	<u>Description</u>	<u>Qty.</u>
1	0785-108	Hydraulic Motor	1
2	2-00-00776	Cotter Pin (1/8 dia. x 1.50)	1

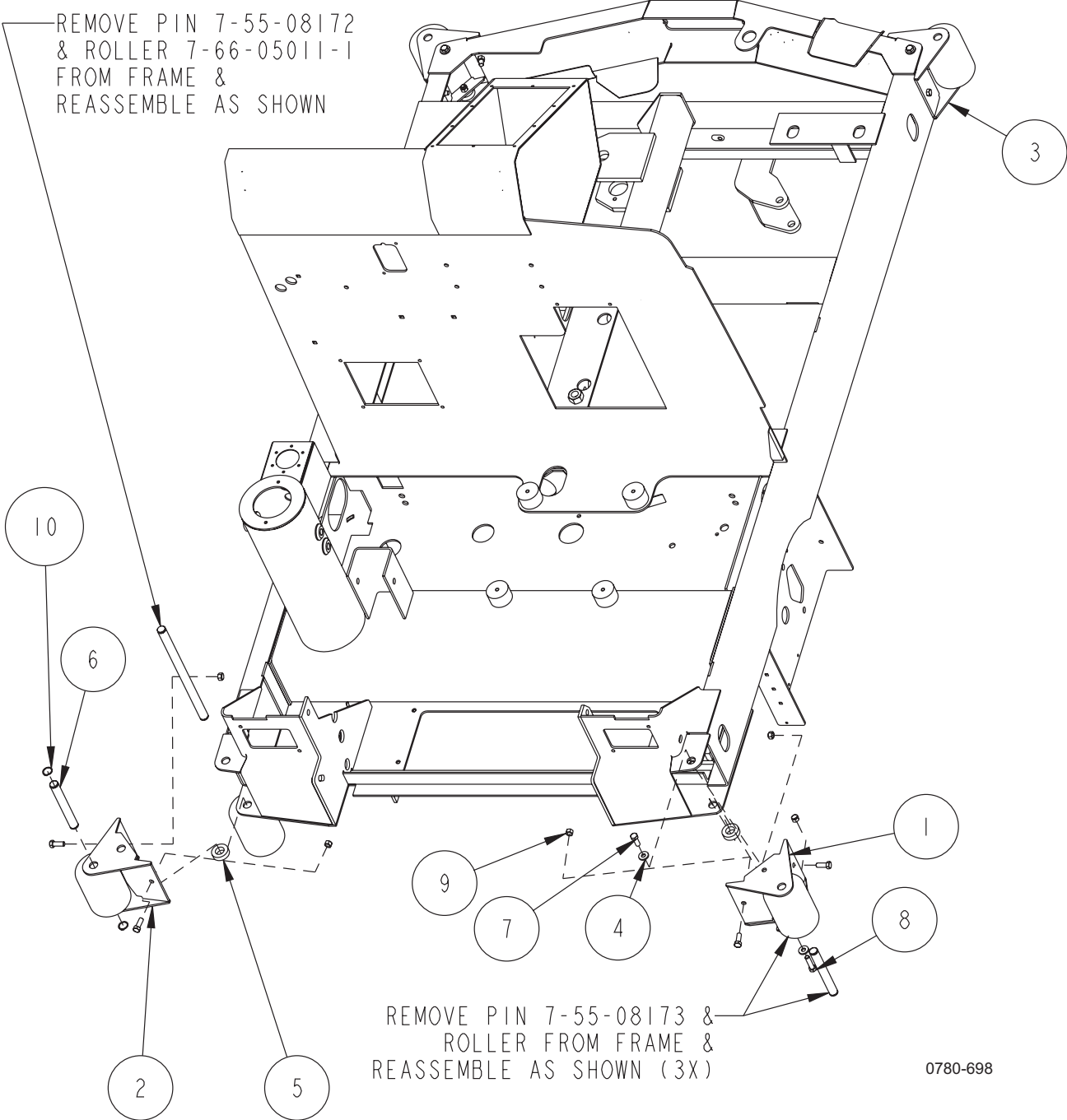
EXTENDED BUMPERS OPTION

OPTION 0780-698

<u>Key No.</u>	<u>Part Number</u>	<u>Description</u>	<u>Qty.</u>
1	7-08-01224-1	Bracket, Front LH Bumper	1
2	7-08-01224	Bracket, Front RH Bumper	1
3	7-08-01223	Bracket, Bumper	2
4	2-00-04801	Flat Washer, 1.0 x .39 x .06	6
5	2-00-05529	Spacer, bumper Roller	4
6	7-70-05175	Pin, Roller Bumper	1
7	2-00-00233	Bolt, 3/8-16 x 1.0 Fin. Hex Head	11
8	2-00-00234	Screw, 3/8-16 x 1.50 HHC	3
9	2-95-04182	Nut, 3/8-16 Hex Stop	14
10	2-00-00540	Retainer Ring, Ext. #5100-75 for 3/4 D	2

0780-698/10-05

EXTENDED BUMPERS OPTION



BROOM & BRUSH OPTIONS

MAIN BROOM (1 required)

<u>Part Number</u>	<u>Description</u>
8-08-03141	Proex & Wire (6DR)
8-08-03142	Nylon (6DR)
7-08-03313	Fibre & Wire HD (18DR)

20" ONE-PIECE DISC BRUSHES/PAD DRIVER FOR 40" DECK (2 required)

<u>Part Number</u>	<u>Description</u>
0765-271 7-08-03277	Black Nylon Brush only
0765-272 7-08-03278	Polypropylene Brush only
0765-273 7-08-03279	Supergrit Brush only
0765-274 7-08-03280	Clean Grit Brush only
0780-497 7-19-02035 7-20-00013 2-00-00081	Pad Driver Assy. Brush Drive Weldment 20" Pad Driver Screw (qty. 4)

16" ONE-PIECE DISC BRUSHES/PAD DRIVER FOR 46" DECK (3 required)

<u>Part Number</u>	<u>Description</u>
0765-256 7-08-03263-1	Black Nylon Brush only
0765-257 7-08-03264-1	Polypropylene Brush only
0765-258 7-08-03265-1	Supergrit Brush only
0765-265 7-08-03271	Clean Grit Brush only
0780-434 7-19-02035 7-20-00010 2-00-00081	Pad Driver Assy. Brush Drive Weldment 16" Pad Driver Screw (qty. 4)

BROOM & HOPPER CHAMBER COMPONENTS

7-25-08089	Flap, Main Broom (Left Side)	1
7-25-08088	Flap, Main Broom (Right Side)	1
7-25-08090	Flap, Main Broom Door Panel	1
7-25-08091	Flap, Main Broom Rear	1
7-25-08092	Flap, Hopper	1
7-29-00314	Gasket, Hopper	1
7-29-00315	Gasket, Hopper	1
7-29-00259	Gasket, Hopper	2
7-29-00306	Gasket, Hopper	1
7-29-00307	Gasket, Hopper	1
7-24-04069	Filter, Dust Control Panel	1

SQUEEGEES

7-77-00110	Squeegee, Inner Rear	1
7-77-00109	Squeegee, Outer Rear	1
7-77-00140	Squeegee, 40" Side (Inner)	2
7-77-00141	Squeegee, 40" Side (Outer)	2
7-77-00142	Squeegee, 46" Side (Inner)	2
7-77-00143	Squeegee, 46" Side (Outer)	2

ENGINE SERVICE PARTS

ENGINE SERVICE PARTS - Kubota 972 Gas & LP Engines

7-24-04100	Oil Filter	1
7-88-00121	Valve, Oil Drain	1
7-33-02689	Drain Hose, 32" (cut to size & clamp to valve)	3 ft.
7-24-04101	Fuel Filter	1
7-24-04096	Air Filter Assembly	1
7-24-04102	Filter Element, Air Cleaner Primary (Outer)	1
7-24-04103	Filter Element, Air Cleaner Safety (Inner)	1
7-33-02387	Hose, Air Intake	1
7-84-08021	Thermostat	1
7-29-00326	Gasket, Thermostat	1
7-60-05061	Water Pump	1
7-29-00327	Gasket, Water Pump	1
2-00-06354	Sensor, Timing	1
2-00-06355	Belt, Fan	1
7-60-05060	Pump, Fuel	1
7-11-04068	Carburetor (Gas)	1
7-11-04070	Carburetor (LP)	1
7-29-00328	Gasket, Carb. to Manifold	1
0775-295	Alternator w/Pulley	1
0775-296	Starter	1
7-64-00042	Relay, Starter	1
7-75-03009	Spark Plug	3
7-90-08022	Coil & Wire #1	1
7-90-08023	Coil & Wire #2	1
7-90-08024	Coil & Wire #3	1
7-82-00064	Switch, Oil Pressure	1
7-64-00045	Module (Igniter)	1
7-23-00026	Fan	1
7-06-03013	Blade, Fan	10
7-62-01010	Radiator Kit (Complete)	1
0780-638	Radiator Kit w/o front screen & shroud	1
7-33-02688	Hose, Upper Radiator	1
7-33-02690	Hose, Lower Radiator	1
7-11-00051	Cap, Radiator	1
7-08-01248	Radiator Mount	
0780-639	Kit, Coolant Rec. Tank Bend Bracket	1
7-82-00063	Switch, Water Temperature	1
0782-171	Throttle Actuator	1
7-03-00071	Actuator End (Female)	1
2-00-06357	Actuator Ball Joint (Male)	1
7-08-01260	Bracket, Actuator	1
7-11-04069	LP Regulator	1
7-88-00122	LP Safety Valve	1
2-00-06541	Solenoid Plug (LP)	1
0780-640	LP Kit	1
7-29-00323	Head Gasket	1
7-29-00324	Valve Cover Gasket	1
7-08-01266	Bracket, Coolant REc. Tank Mounting	1
7-08-01267	Support, Radiator Top	1
7-08-01268	Brace, Radiator Top	1
7-90-07513	Battery Cable Set	1
7-35-00039	Isolator, Rad. Top Brace	1
7-35-00040	Isolator	1
7-33-05150	Mount, SAE B-13 Tooth Pump	1
7-08-01246	Mount, Engine	
7-08-01247	Mount, Engine	
7-41-05130	Lever, Governor	1
7-66-00220	Rod, Governor	1
7-76-00137	Spring, Gov. Rod	1

