



Electronic Service Manuals

This electronic document is provided as a service to our customers. We do not create the contents of the information contained in this document. Should you have detailed questions pertaining to the information contained in this document, you may contact Michco, or the manufacturer which provided the original information in this electronic deliverable. Michco's only part in this electronic deliverable was the electronic assembly process. By providing this manual on line we are not guaranteeing parts availability.

You may contact Michco through the following methods:

Phone (517) 484-9312 or (800) 331-3339

2011 N. High St. -- Lansing, Michigan -- 48906

Fax: (517) 484-9836

Email: CustServe@Michco.com

Web site: www.Michco.Com

Parts Web site: www.FloorMachineParts.Com

Order Parts on Line at:

www.FloorMachineParts.Com

Directly to Parts & Service:

By Email: **Shop@Michco.com**

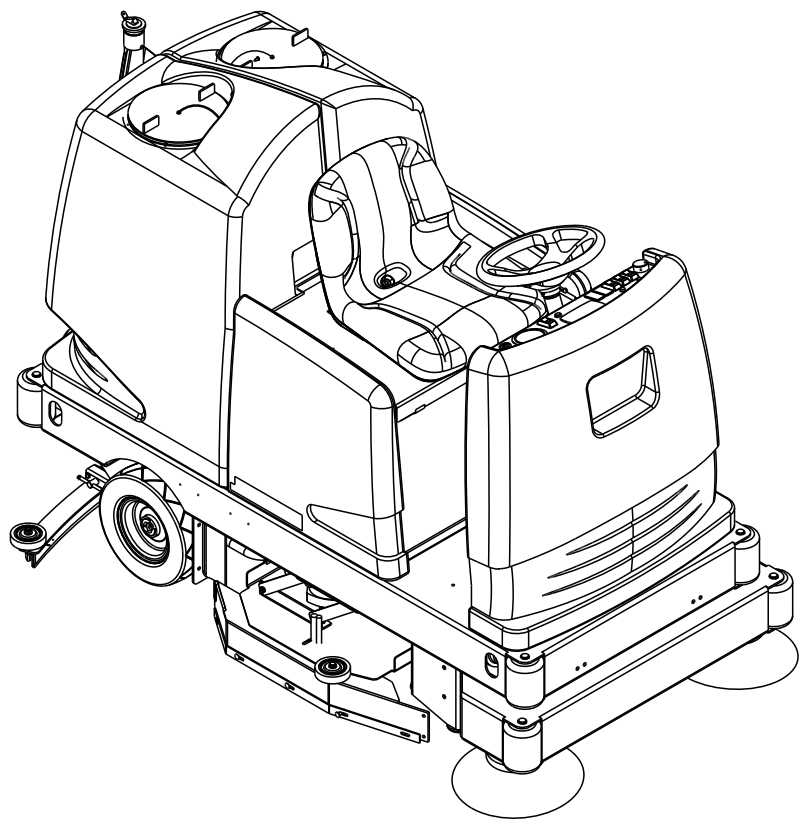
By Fax: (517) 702-2041

By Voice: Use numbers above.

Serving the Cleaning Industry Since 1922

Notice: All copyrighted material remains property of original owners, all trademarks are property of respective owners. Manuals are subject to Manufacturer's reproduction limitations. Originals or reproductions were provided by manufacturers through a request. We make no warranty as to the correctness of information provided in this document and you assume all risk. By placing these manuals on line we are not declaring our corporation to be an manufacturer authorized dealer or provider, please check our web site for authorized manufacturers we represent.

ENCORE R



**Nilfisk
ALTO**

Why Compromise

PARTS LIST

Models 505-945CE, 505-946CE

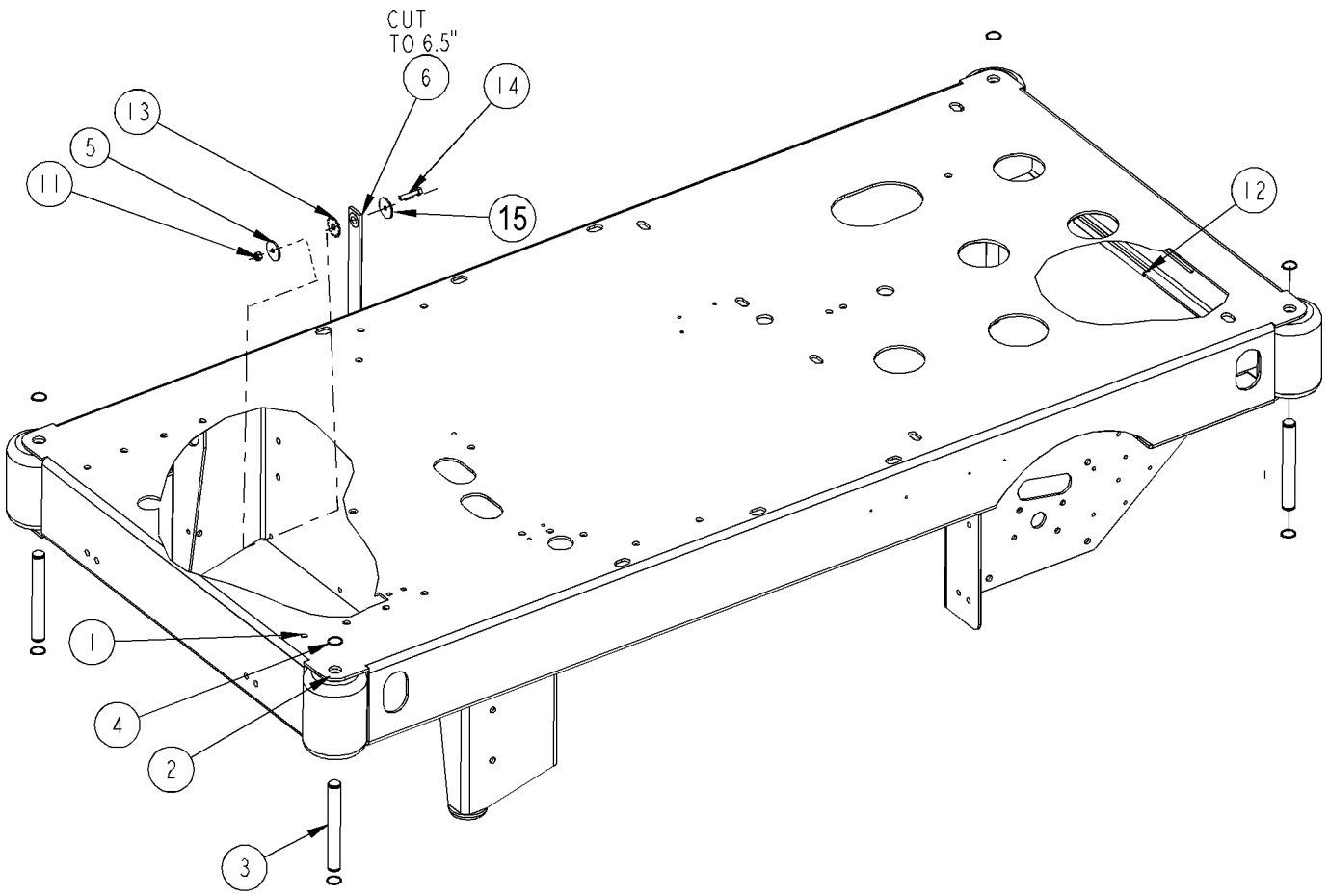
DESCRIPTION	PAGE
FRAME ASSEMBLY	4-5
FRONT WHEEL DRIVE	6-7
REAR WHEEL ASSEMBLY	8-9
STEERING	10-11
CONSOLE ASSEMBLY	12-17
SCRUB DECK LIFT	18-19
SCRUB DECK ASSY-34" (before SN180311)	20-21
SCRUB DECK ASSY-34" (after SN180310)	22-23
SIDE SQUEEGEE ASSY-34" (LH)	24-25
SIDE SQUEEGEE ASSY-34" (RH)	26-27
REAR SQUEEGEE ASSY-34"	28-29
SCRUB DECK ASSY-38" (before SN180311)	30-31
SCRUB DECK ASSY-38" (after SN180310)	32-33
SIDE SQUEEGEE ASSY-38" (LH)	34-35
SIDE SQUEEGEE ASSY-38" (RH)	36-37
REAR SQUEEGEE ASSY-38"	38-39
SQUEEGEE LIFT ASSY	40-41
SQUEEGEE LIFT ASSY CONT	42-43
SEAT ASSEMBLY	44-45
VACUUM ASSEMBLY	46-47
FORWARD/REVERSE PEDAL ASSY	48-49
RECOVERY TANK ASSY	50-51
SOLUTION TANK ASSY	52-53
SOLUTION CONTROL	54-55
DECAL ASSY	56-57
WIRING DIAGRAM	58

DESCRIPTION	PAGE
OVERHEAD GUARD OPTION.....	60-61
STROBE FOR OVERHEAD GUARD OPTION	62-63
STROBE OPTION	64-65
PRESWEEP OPTION-FRAME AND FLAPS.....	66-67
PRESWEEP OPTION-BROOM DRIVE.....	68-69
PRESWEEP OPTION-MAIN BROOM.....	70-71
PRESWEEP OPTION-DUST CONTROL.....	72-73
PRESWEEP OPTION-HOPPER.....	74-75
PRESWEEP OPTION-WIRING.....	76-77
SECONDARY REAR BRAKE OPTION.....	78-79
LIGHT PACKAGE OPTION	80
BACKUP ALARM OPTION.....	81
SQUEEGEE WAND OPTION.....	82
DUAL VACUUM MOTOR OPTION.....	83
ARM REST OPTION	84
ESP RECOVERY OPTION	85-86
SPRAY WAND OPTION	87-89
370AH BATTERY OPTION	90
330AH BATTERY OPTION	91
FIRE EXTINGUISHER OPTION.....	92
BRUSHES AND PAD DRIVERS.....	93
SPARE PARTS KITS.....	94

WHEN ORDERING PARTS

- * Use the numbers from the "Ref. No." columns in this parts list.
- * Specify the model and serial number of the machine.
- * Use the space below to record the model and serial number for future reference.

Model _____ Serial No. _____



08-6

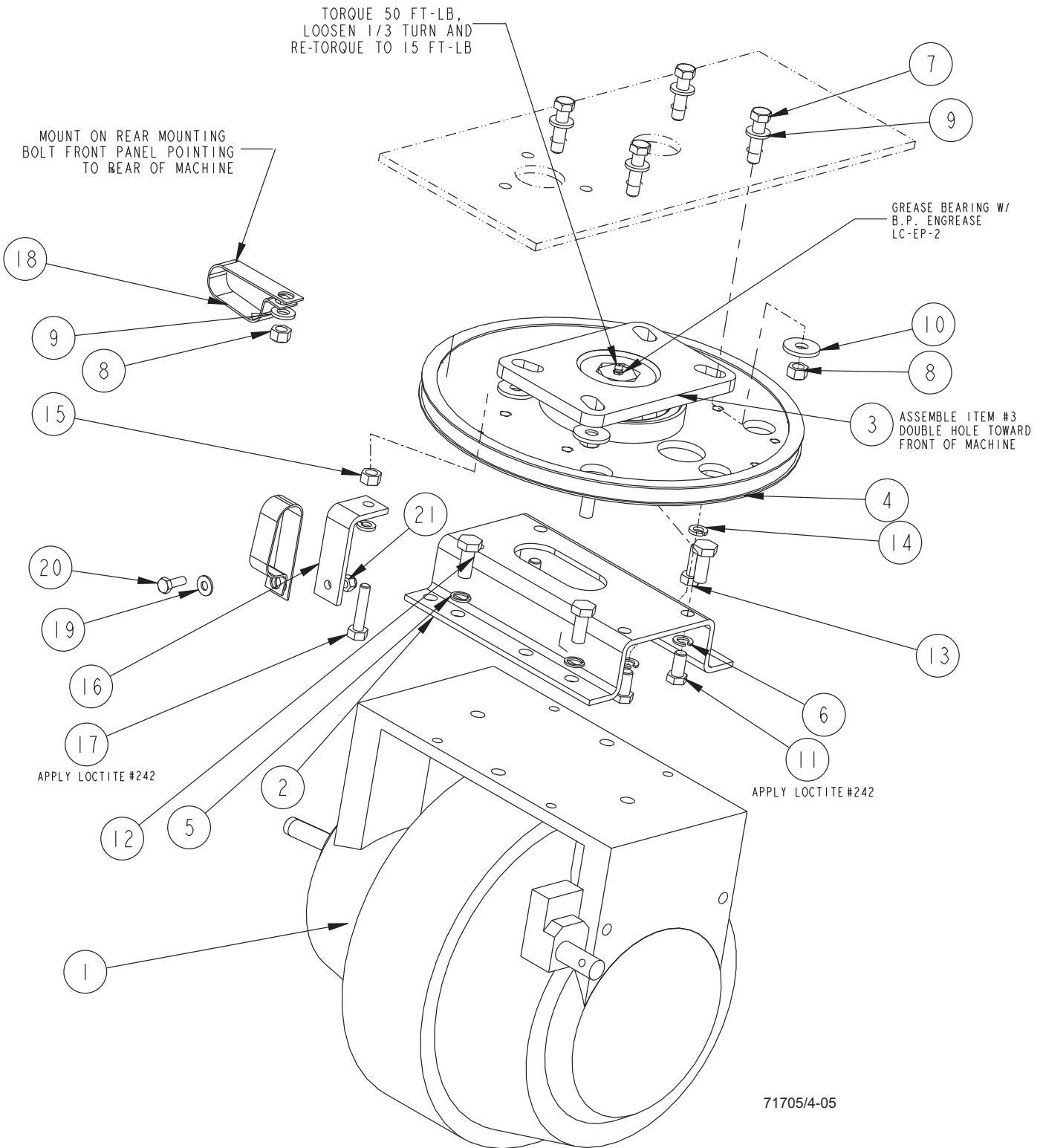
FRAME ASSEMBLY

08-12

Encore R

5

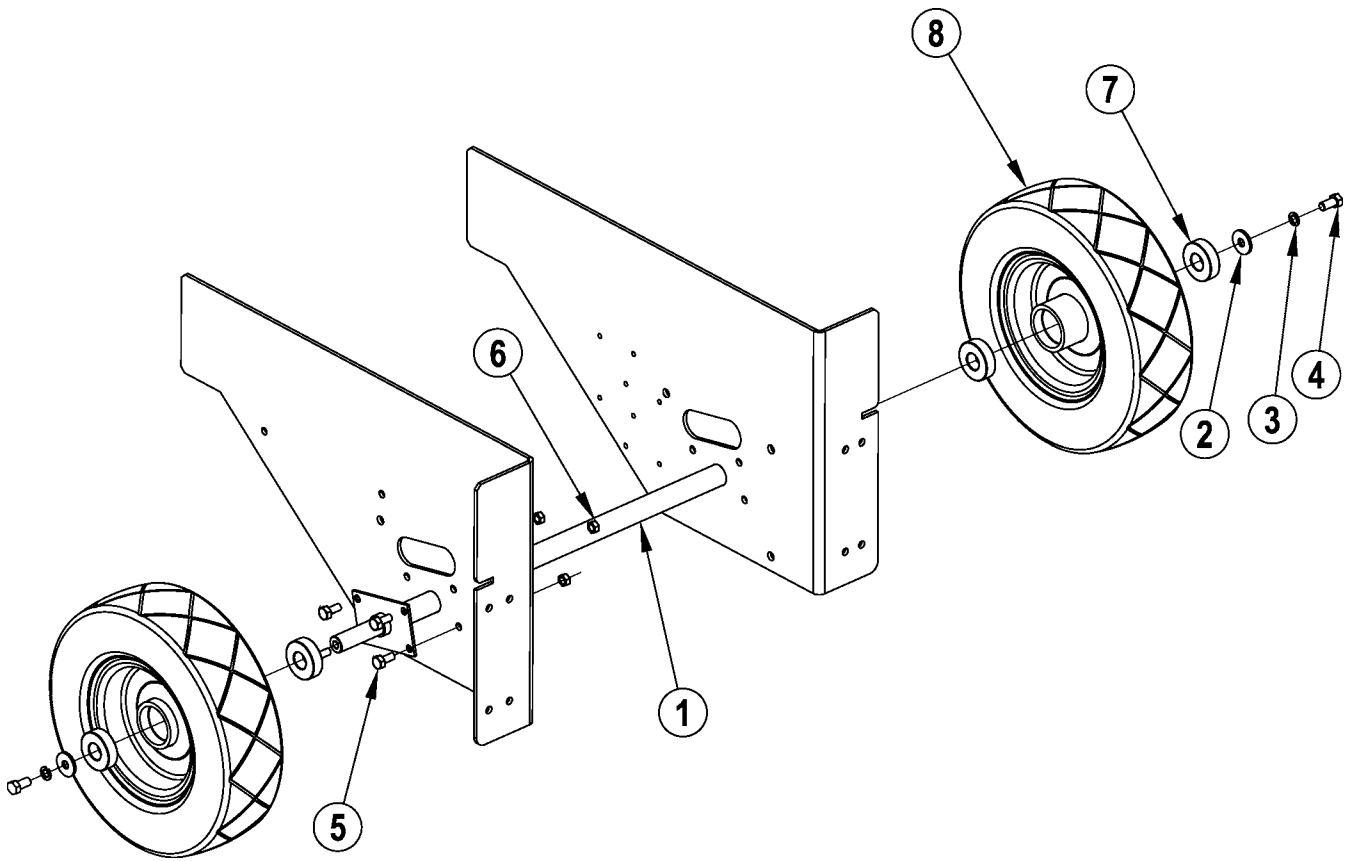
Item	Ref. No.	Qty	Description
1	7-27-07223	1	Main Frame Weldment
2	7-66-05011-1	4	Roller, Bumper
3	7-70-05175	4	Pin, Roller Bumper
4	2-00-00540	8	Ring, Ret. Ext.#5100-75 For 3/4 D.
5	2-00-03266	1	Fan Washer
6	56416517	1	Static Strap
11	2-00-00641	1	Nut, 1/4-20 Fiber Insert
12	7-21-04050	1	Edging
13	2-00-03829	1	Lock Washer, 3/8 Int./Ext. Tooth
14	2-00-02587	1	Cap Screw, 1/4-20 X 1.25 Hex Head
15	2-00-00447	1	Flat Washer, 1.25 X .281 X .089



08-6	FRONT WHEEL DRIVE		
08-12	Encore R		7

Item	Ref. No.	Qty	Description
1	0785-091	1	Drive Assy. (Amer Motor Brushes Kit P/N: 0780-596) (Tire: 7-85-06017)
2	7-58-05281	1	Bracket, Drive Mtg
3	56109177	1	Steering Pivot Assembly TSBUS2007-980, TSBUS2007-983 NOTE 1
4	7-13-05065	1	Steering Chain
5	2-00-02311	4	Lock Washer, 7/16 Medium
6	2-00-02310	4	Lock Washer, 3/8" Helical Spring
7	2-00-00234	4	Screw, 3/8-16 X 1-1/2 Hhc
8	2-95-04182	5	Hex Nut, 3/8-16 Stop
9	2-00-00402	5	Washer, 25/64" Id X 3/4" Od
10	2-00-03266	4	Fan Washer
11	2-00-04625	4	Screw, 3/8-24 X .75 Lg
12	2-00-05006	4	Bolt, M10 X 1.5 X 25mm Fin. Hex Head
13	2-00-02708	1	Screw, 5/16-18 X 1.00" Hex Head
14	2-00-00530	2	Lock Washer, 5/16"
15	2-00-02360	1	Hex Nut, 3/8-16
16	8-31-07013	1	Hanger, Motor Lead Wire
17	2-00-02709	1	Screw, 5/16-18 X 1.5, Full Thread Hhc
18	2-00-05253	2	Clamp, 3/4" Double Wire
19	2-00-03702	1	Washer, .625 X .281 X .063
20	2-00-00221	1	Bolt, 1/4-20 X 3/4 Fin. Hex Head
21	2-00-00641	1	Nut, 1/4-20 Fiber Insert

NOTE 1: *SERVICE PART NUMBER IS **56109178**. TO BE ASSEMBLED AS SHOWN WITH DOUBLE HOLE TOWARDS FRONT OF MACHINE. INDIVIDUAL COMPONENT PARTS AVAILABLE AS SERVICE ITEMS INCLUDE:



08-6

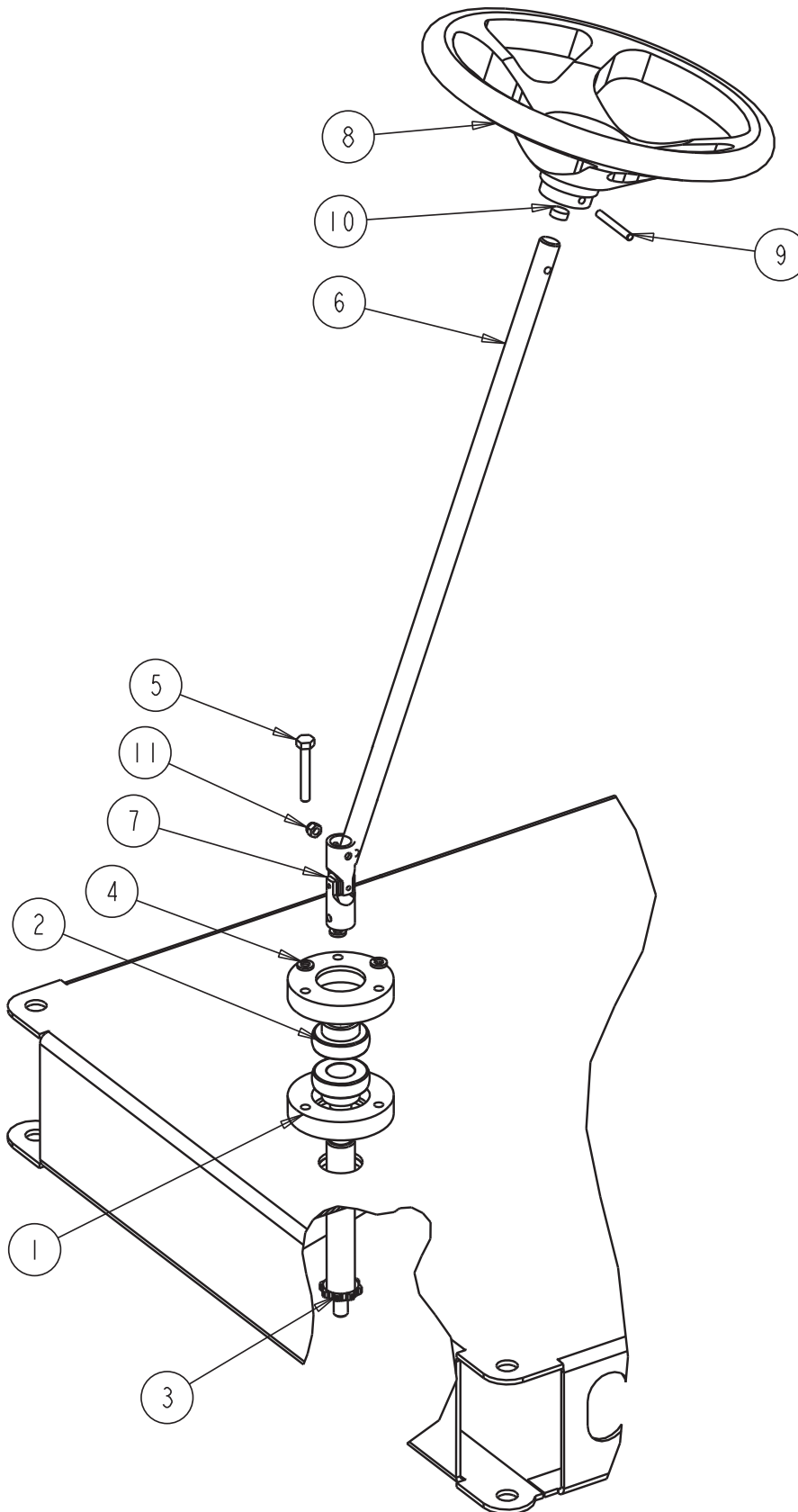
REAR WHEEL ASSEMBLY

08-12

Encore R

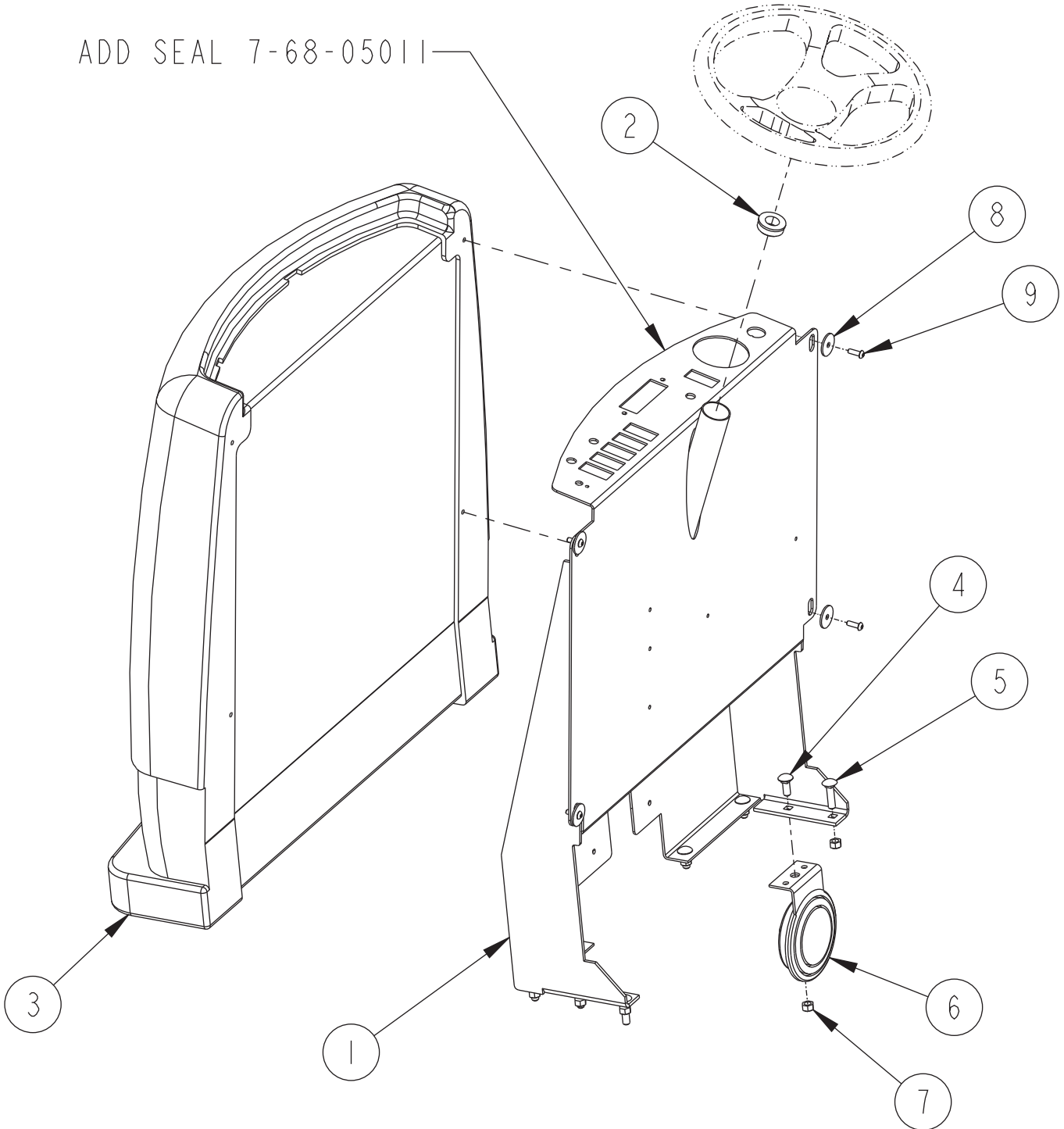
9

Item	Ref. No.	Qty	Description
1	7-03-09019	1	Axle-Rear Wheels
2	2-00-01803	2	Washer
3	2-00-02310	2	Washer-Lock, 3/8", Helical Spring
4	2-00-00232	2	Bolt-Hex Head, Finished, 3/8-16
5	2-00-00208	4	Screw, 5/16-18 X .750 HHC
6	2-00-00644	4	Nut, Hex, Insert Fiber, 5/16-18
7	2-00-01139	4	Bearing
8	7-89-08265	2	Wheel, Rear



Item	Ref. No.	Qty	Description
1	7-25-06031	2	Flange - Steering Mount
2	2-00-05159	2	Bearing
3	7-70-05182	1	Shaft-Steering
4	2-00-00530	3	5/16" Lock Washer
5	2-00-00227	3	Screw, 5/16-18 Hhc X 2-1/2 Lg
6	7-70-05176	1	Shaft-Steering Wheel
7	7-37-00001	1	Universal Joint
8	7-89-08083	1	Steering Wheel
9	2-00-05417	1	Roll Pin (1/4 Dia. X 2 Lg.)
10	7-75-01196	1	Spacer-Steering Wheel
11	2-00-00641	2	Nut, Fiber Insert 1/4-20

ADD SEAL 7-68-05011



08-6

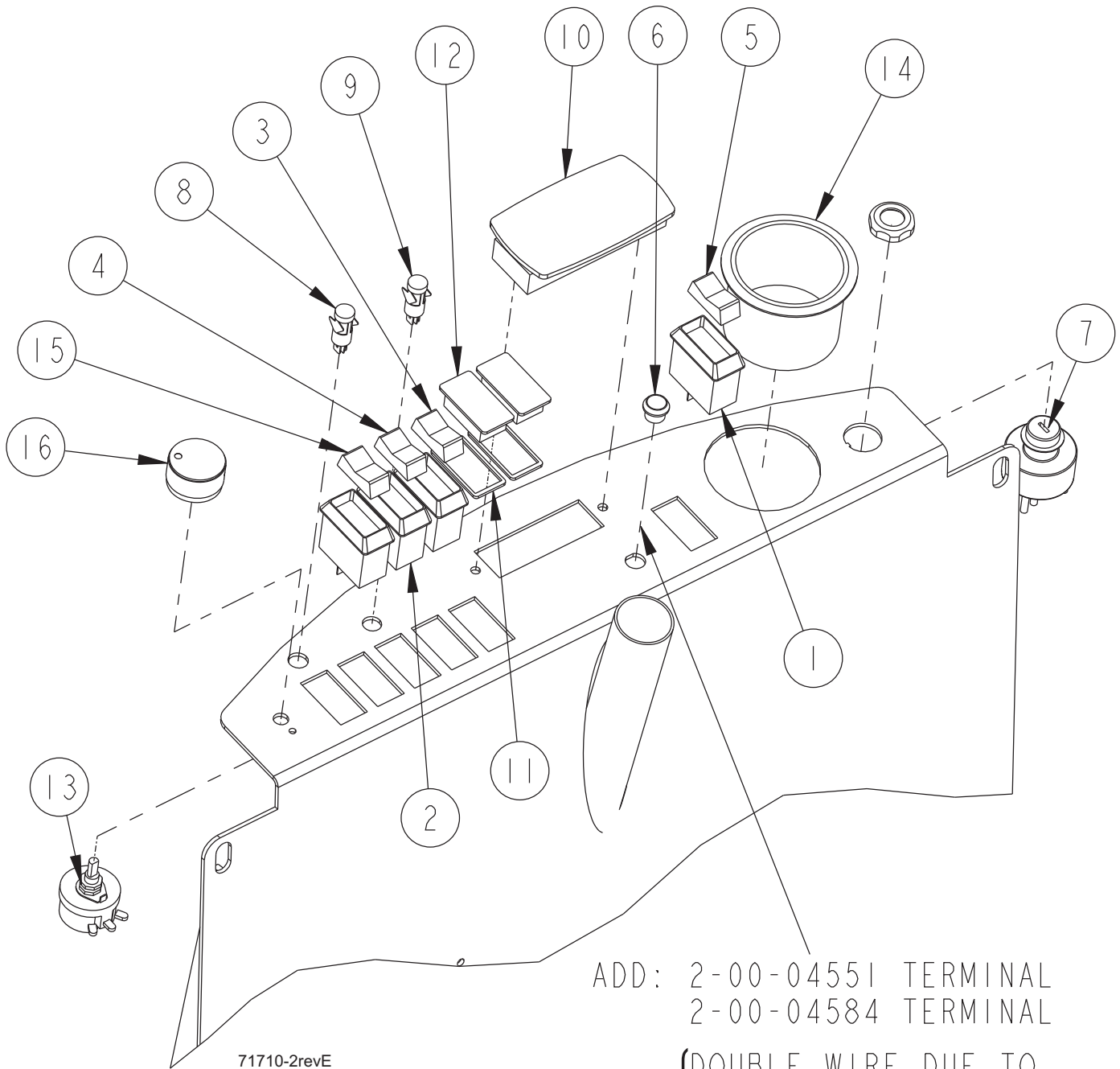
CONSOLE ASSEMBLY-1

08-12

Encore R**13**

Item	Ref. No.	Qty	Description
1	7-52-00192	1	Front Control Panel
2	8-06-01084	1	Bearing-Plastic
3	7-33-05121	1	Console NOTE 1
4	2-00-03855	6	3/8-16 X 1.0, Carrage Bolt
5	2-00-03750	2	3/8-16 X 1.5 Carriage Bolt
6	8-32-09008	1	Horn
7	2-95-04182	8	Nut, Hex, Stop, 3/8-16
8	2-00-00447	4	Flat Washer, 1.25 X .281 X .089
9	2-00-04880	4	Screw, 1/4-20 X 3/4 Bhs Gr 8 Zn

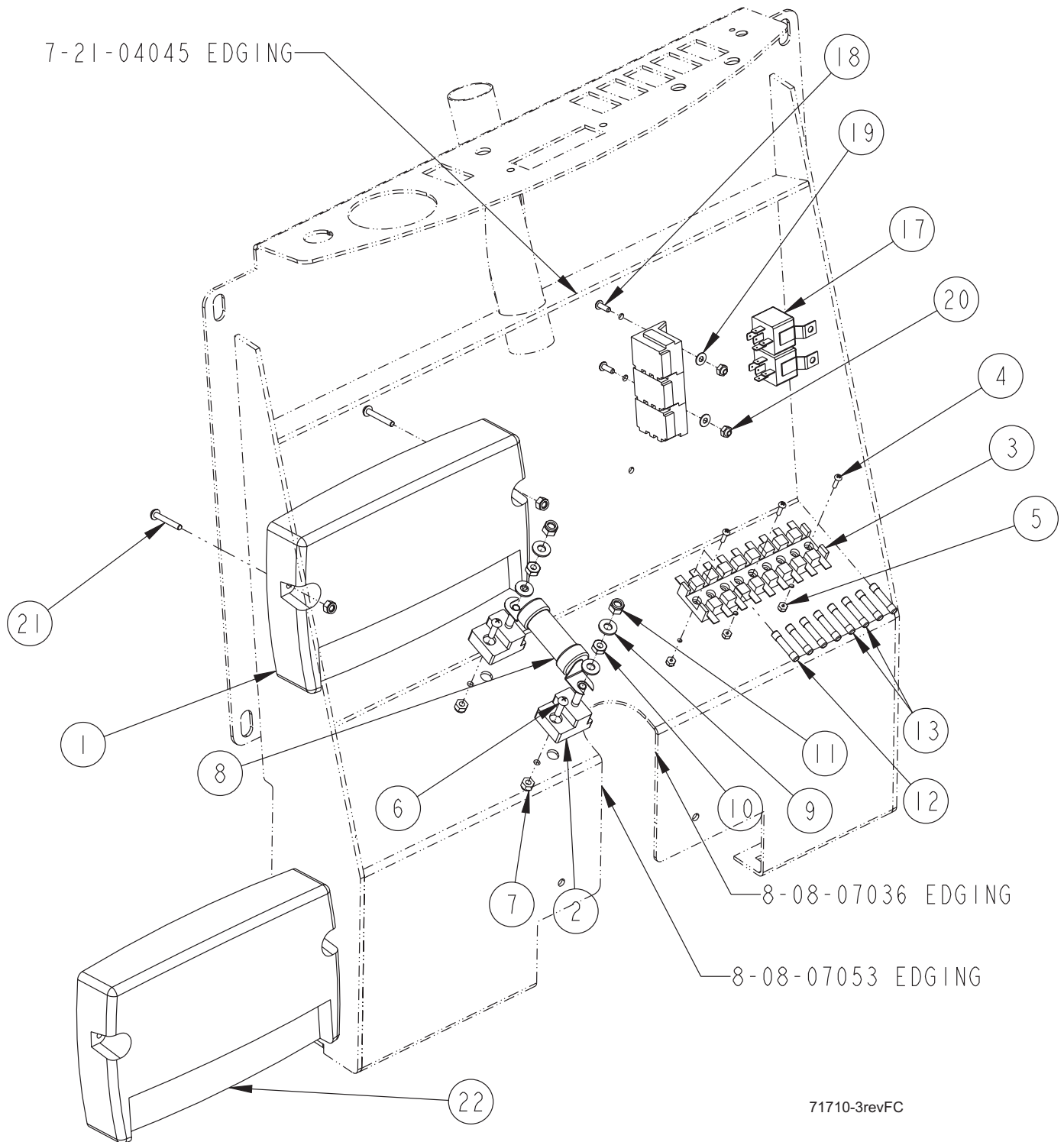
NOTE 1: If You Are Replacing Item #3, You must also order 1 of 56109412 (Alto Decal).



ADD: 2-00-04551 TERMINAL
2-00-04584 TERMINAL
(DOUBLE WIRE DUE TO
SIZE OF TERMINAL)

71710-2revE

Item	Ref. No.	Qty	Description
1	2-00-05845	3	Switch Body, Spdt
2	2-00-05846	1	Switch Body, Scrub Pressure
3	2-00-05842	1	Actuator, Squeegee
4	2-00-05843	1	Actuator, Scrub Pressure
5	2-00-05834	1	Actuator, Forward/Reverse
6	2-00-05870	1	Switch, Black Button
7	8-82-00041	1	Key Switch (Ignition) - (Ignition Key: 2-60-02272)
8	7-40-05037	1	Light-Red
9	7-40-05038	1	Light-Amber
10	7-64-05018	1	Interface, Lcd
11	2-00-05869	2	Gasket, Switch
12	2-00-05868	2	Switch Plug, Sealed Panel
13	0795-280	1	Rheostat, Solution Flow Assy
14	7-32-03026	1	Holder, Cup
15	2-00-05844	1	Actuator, Scrub Mode
16	7-39-00028	1	Knob-Solution Flow Module

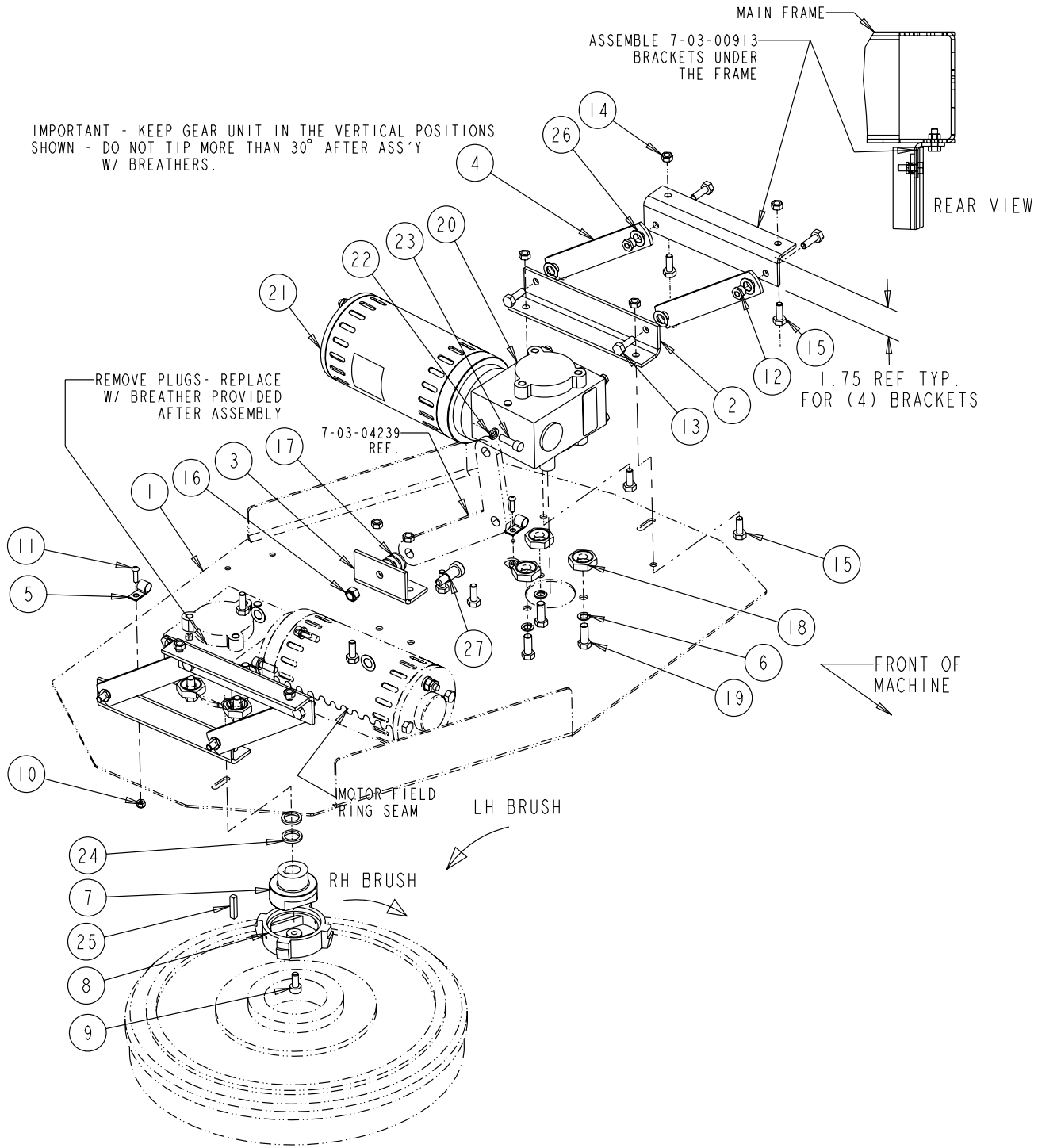


Item	Ref. No.	Qty	Description
1	7-64-05019	1	Controller, Motor (Disc Scrub Only)
2	8-06-05004	2	Terminal Block
3	2-00-05862	1	Fuse Block
4	2-00-00093	3	Screw, 6-32 X .75 Rhm
5	2-00-00645	3	Nut, 6-32 Fiber Insert Hex
6	2-00-00056	2	Screw, #10-24 X .75 Rhm
7	2-00-01246	4	Nut-#10-24 Elastic Stop Nut
8	8-28-05021	1	Fuse, 120 Amp
9	2-00-03702	4	Washer, .625 X .281 X .063
10	2-00-00594	2	Nut, 1/4-20 Hex
11	2-00-00641	2	Nut, Fiber Insert 1/4-20
12	2-00-05860	6	Fuse, Glass, 10 Amp
13	2-00-05861	2	Fuse, Glass, 2 Amp
14	0795-169	1	Machine Harness
15	0795-175	1	Motor Wire Assembly
16	0795-176	1	Power Harness
17	8-64-00019	2	Relay-36v
18	2-00-00044	2	Screw, 8-32 X 1/2 Rhm
19	2-00-00460	2	Flat Washer, .438 X .192 X .031
20	2-00-01372	2	Nut, Hex, #8-32 Fiber Lock
21	2-00-00071	2	Screw, 10-24 X 1.25 Lg
22	7-64-05022	1	Controller, Motor (Cylindrical Scrub Only)

Item	Ref. No.	Qty	Description
1	7-81-00264	1	Support, Actuator
2	0782-182	1	Actuator NOTE 1
3	2-00-00405	4	Flat Washer, 1.063 X .531 X .094
4	7-66-00203	1	Rod, Brush Spring
5	7-09-01157	1	Bushing
6	7-23-03120	1	Washer, Spring Guid
7	2-00-05414	1	Flat Washer, 2.00 Od X .515 Id X .167 Thk
8	2-00-02311	1	Lock Washer, 7/16 Medium
9	2-00-02611	1	Bolt, 7/16-14 X 1.75
10	7-03-04238	1	Arm, Pivot
11	7-57-05069	1	Pivot, Brush Actuator
12	7-55-08158	1	Pin, Brush Lift Pivot
13	2-00-02428	1	Cotter Pin, .062 Dia X .75 Lg
14	7-76-00128	1	Spring, Deck Lift
15	2-00-00643	1	Lock Nut, 3/8-16 Elastic
16	2-95-04182	4	Nut, 3/8-16 Hex Stop
17	2-00-00233	3	Bolt, 3/8-16 X 1.0 Fin. Hex Head
18	7-09-01159	1	Bushing, Deck Actuator Pivot
19	2-00-00235	1	Screw, 3/8-16 X 1.75 Hhc
20	2-00-04801	1	Flat Washer, 1.0 X .39 X .06
21	2-00-04699	1	Screw, 3/8-16 X 2.75 Lg Hhc
22	7-03-04239	1	Arm, Deck (Disc Scrub Only)
23	2-00-00402	2	Washer, 25/64" Id X 3/4" Od
24	7-76-00129	1	Spring, Deck Lift Actuator (51lb/In)
25	7-08-02053	1	Bracket, Deck Lift
26	2-00-02708	1	Screw, 5/16-18 X 1.0 Hex Head
27	2-00-00644	1	Nut, 5/16-18 Fiber Insert Hex
28	7-75-01272	1	Spacer, Spring
29	7-03-04244	1	Arm, Actuator (Cylindrical Scrub Only)

NOTE 1: Service Kit Is P/N 0780-654 And Includes: 0782-182 Actuator and 7-75-01272 Spacer

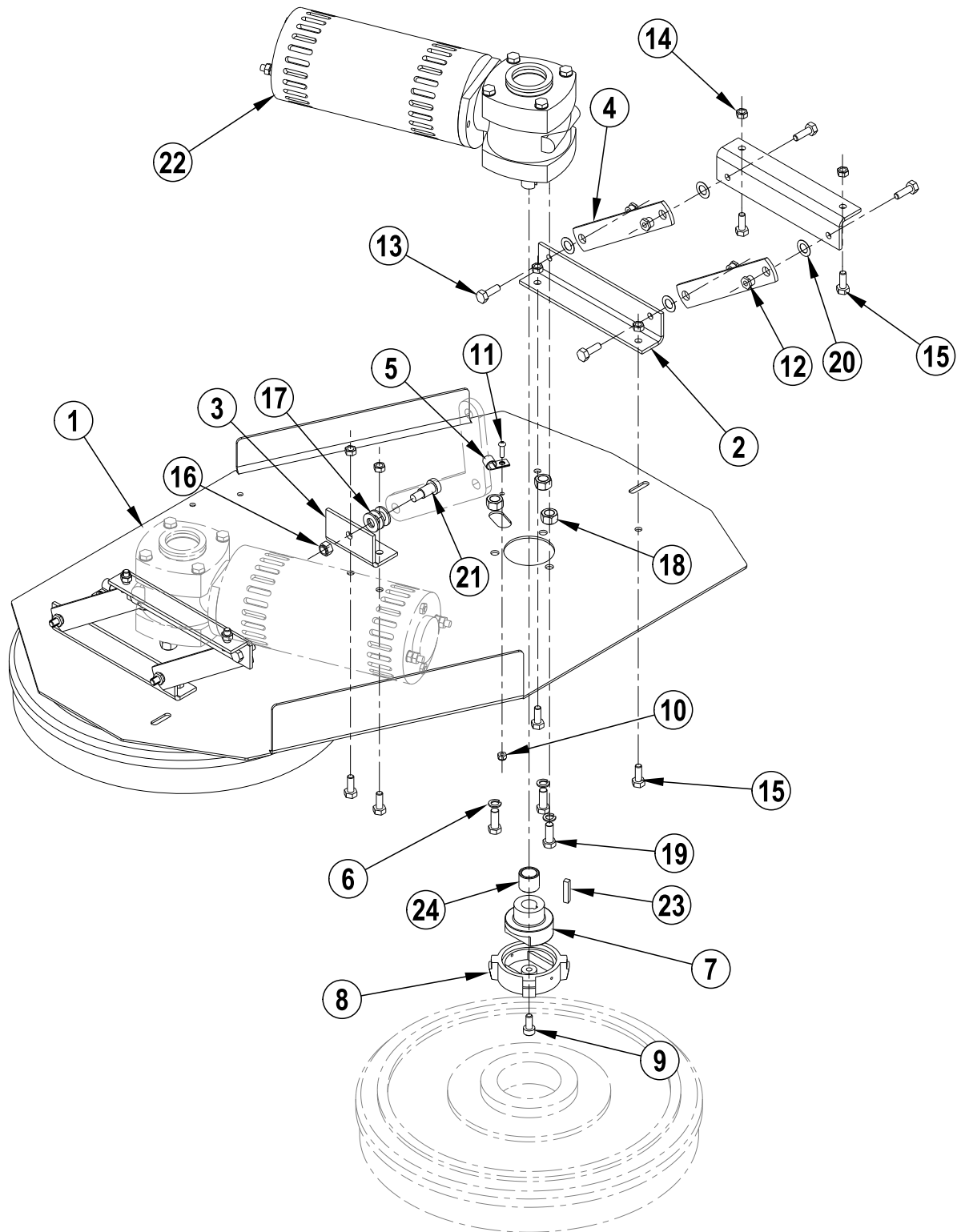
IMPORTANT - KEEP GEAR UNIT IN THE VERTICAL POSITIONS SHOWN - DO NOT TIP MORE THAN 30° AFTER ASS'Y W/ BREATHERS.



Item	Ref. No.	Qty	Description
1	7-27-07191-1	1	Scrub Deck (34")
2	7-08-00913	4	Bracket, Brush Arm
3	7-08-00914	1	Bracket, Brush Load
4	7-03-04176	4	Link, Brush Frame
5	2-00-04602	2	Clamp
6	2-00-02310	6	Lock Washer, 3/8" Helical Spring
7	7-33-09034	2	Hub, Brush Driver
8	7-20-00006	2	Brush Driver (Male W/ Hub)
9	2-00-03214	2	Cap Screw, 5/16-18 X 3/4 Lg Socket Head
10	2-00-01246	2	Nut, #10-24 Elastic Stop
11	2-00-00056	2	Screw, #10-24 X .75 Rhm
12	7-23-03056	8	Nut
13	2-00-02708	8	Screw, Hex Head, 5/16-18 X 1.00"
14	2-00-00644	1	4 Nut, 5/16-18 Fiber Insert Hex
15	2-00-01255	1	5 Screw, 5/16-18 X 7/8 Hex Head
16	2-00-05297	1	Nut, 3/8-16 Fiber Insert
17	2-00-00405	3	Flat Washer, 1.063 X .531 X .094
18	2-00-00596	6	Nut, 1/2-13 Hex Head
19	2-00-00233	6	Bolt, 3/8-16 X 1.0 Fin. Hex Head
20	0785-088	2	Educer Assy (Ratio 18.5 To 1)
21	0782-144	2	Rush Motor(Motor Brushesreplacement Kit: 0780-582)
22	2-00-00530	4	Lock Washer, 5/16
23	2-00-00809	4	Screw, Hshc .31-18 X 1.00
24	2-00-03169	4	Spacer
25	2-00-00706	2	Key, 1/4" Sq. X 1 1/4
26	2-00-03382	8	Spring Washer
27	2-00-05401	1	Screw, 3/8-16 Socket Head Hex
[]	7-06-05008	2	Ferrite Block NOTE 1

[] = Not Shown

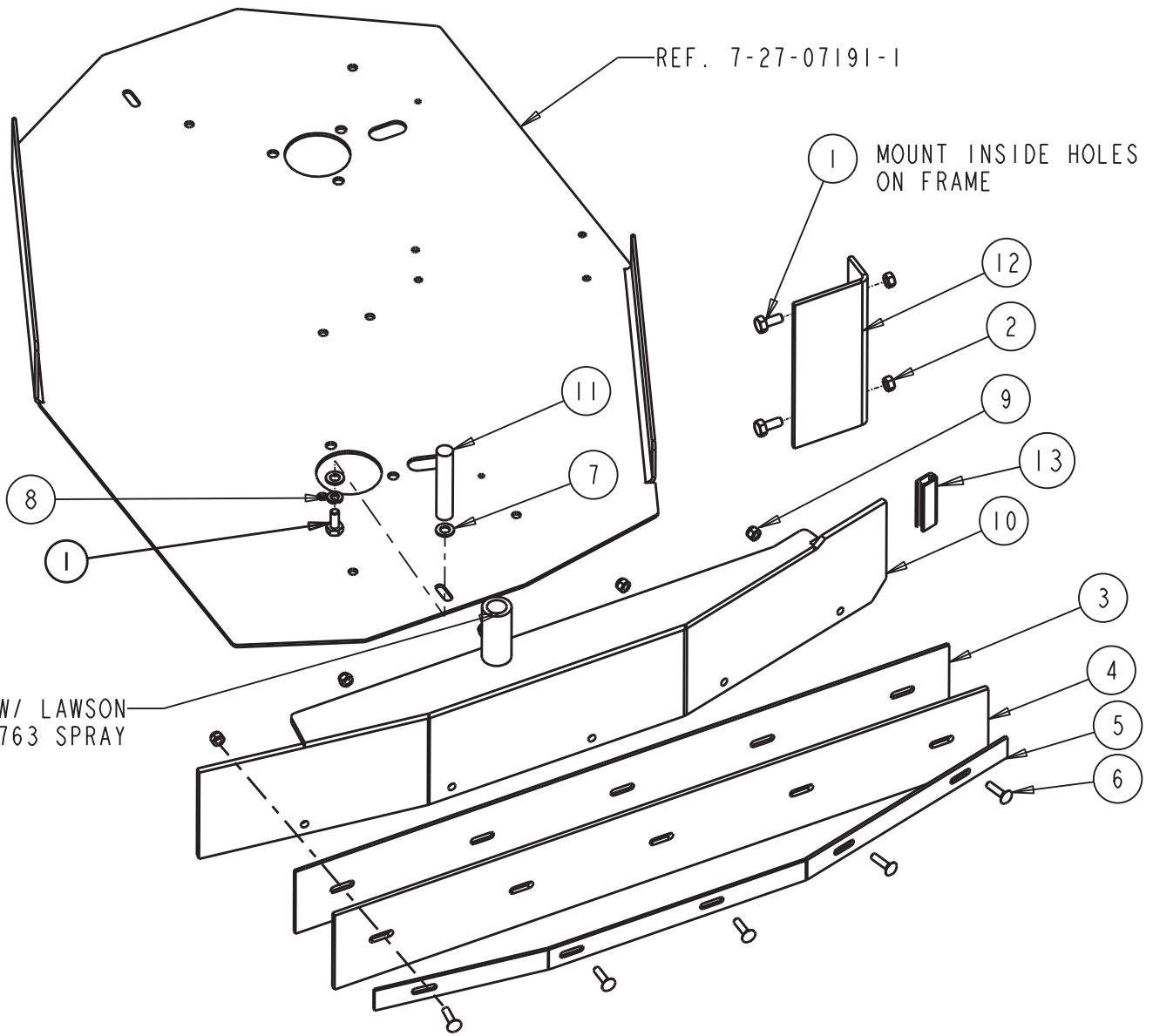
NOTE 1: The Ferrite Blocks are clamped around the positive and negative cables of both brush drive motors.



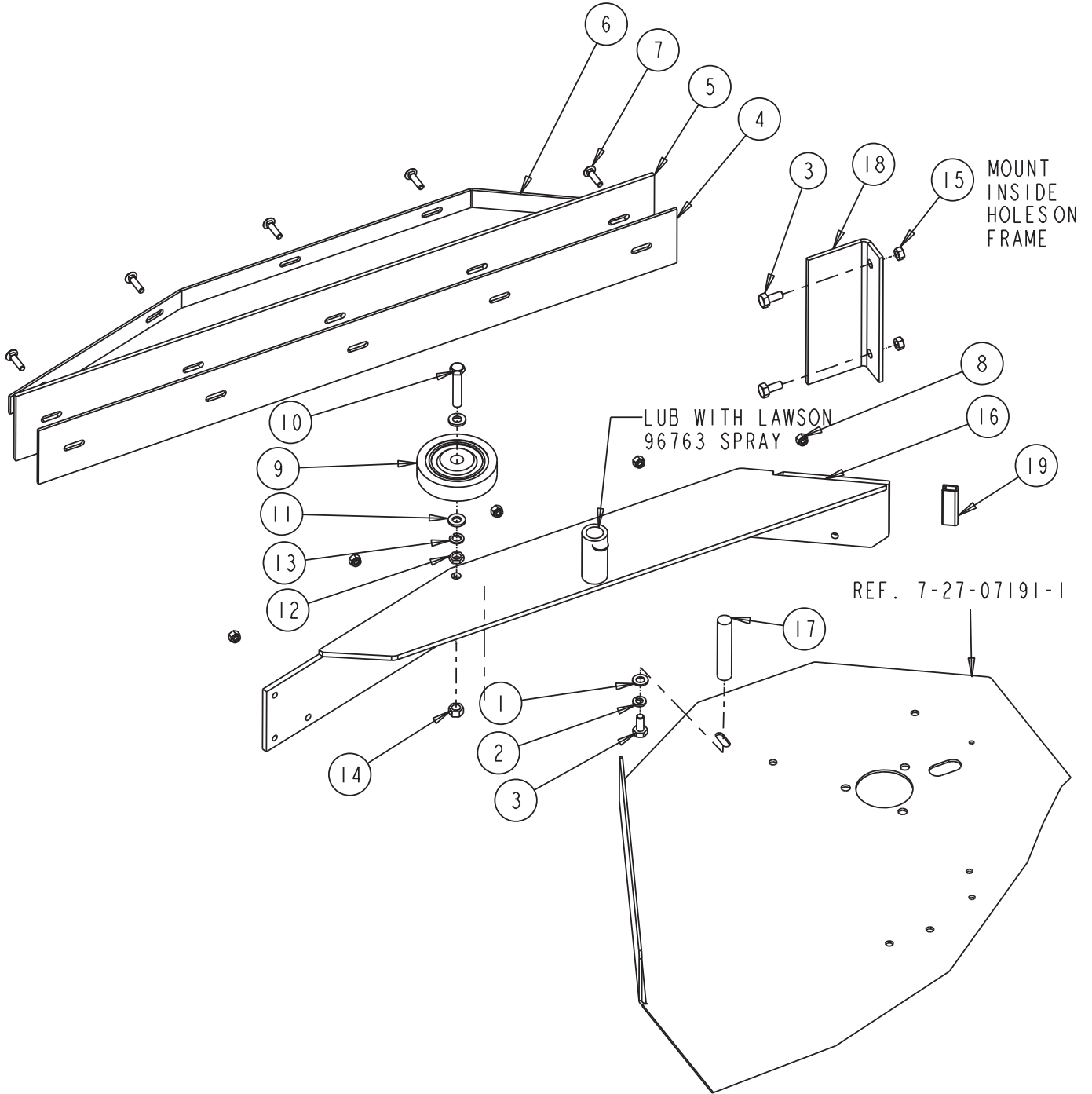
Item	Ref. No.	Qty	Description
1	7-27-07244	1	Scrub Deck (34")
2	7-08-00913	4	Bracket, Brush Arm
3	7-08-00914	1	Bracket, Brush Load
4	7-03-04176	4	Link, Brush Frame
5	2-00-04602	2	Clamp
6	2-00-02310	6	Lock Washer, 3/8" Helical Spring
7	7-33-09034	2	Hub, Brush Driver
8	7-20-00006	2	Brush Driver (Male W/ Hub)
9	2-00-03214	2	Cap Screw, 5/16-18 X 3/4 Lg Socket Head
10	2-00-01246	2	Nut, #10-24 Elastic Stop
11	2-00-00056	2	Screw, #10-24 X .75 Rhm
12	7-23-03056	8	Nut
13	2-00-02708	8	Screw, Hex Head, 5/16-18 X 1.00"
14	2-00-00644	10	Nut, 5/16-18 Fiber Insert Hex
15	2-00-01255	10	Screw, 5/16-18 X 7/8 Hex Head
16	2-00-05297	1	Nut, 3/8-16 Fiber Insert
17	2-00-00405	3	Flat Washer, 1.063 X .531 X .094
18	2-00-00596	6	Nut, 1/2-13 Hex Head
19	2-00-00233	6	Bolt, 3/8-16 X 1.0 Fin. Hex Head
20	2-00-03382	8	Spring Washer
21	2-00-05401	1	Screw, 3/8-16 Socket Head Hex
22	0785-100	2	Brush Motor
23	2-00-00706	2	Key, 1/4" Sq. X 1 1/4
24	7-75-01273	2	Spacer
[]	7-06-05008	2	Ferrite Block NOTE 1

[] = Not Shown

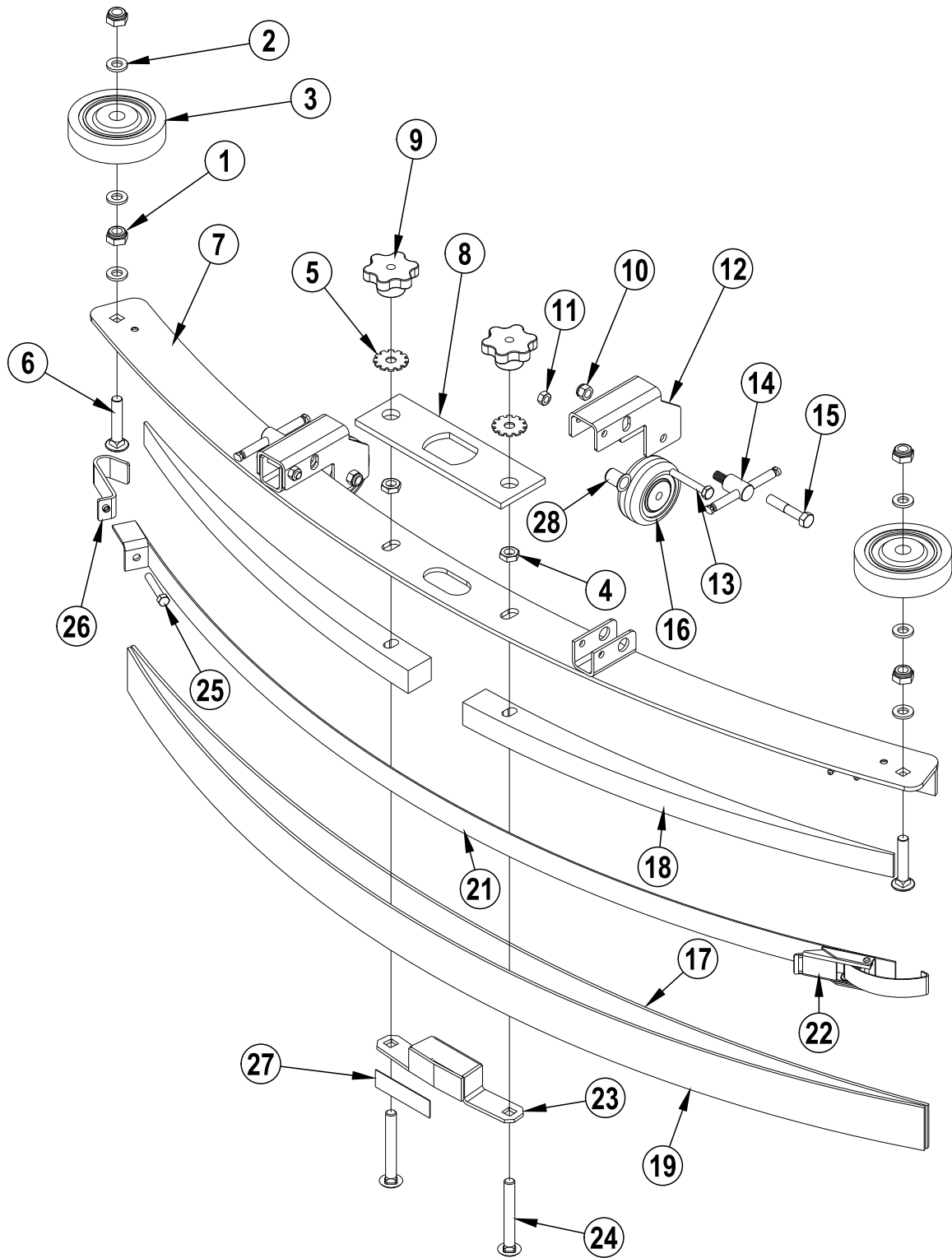
NOTE 1: The Ferrite Blocks are clamped around the positive and negative cables of both brush drive motors.



Item	Ref. No.	Qty	Description
1	2-00-00208	3	Screw, 5/16-18 X .750 Hhc
2	2-00-00644	2	Nut, 5/16-18 Fiber Insert Hex
3	7-77-00119	1	Rubber, Lh Side Squeegee (Inner)
4	7-77-00120	1	Rubber, Lh Side Squeegee (Outer)
5	7-13-07183	1	Clamp, Lh Side Squeegee (34)
6	2-00-02196	5	Carriage Bolt, 1/4-20 Lg
7	2-00-00409	2	Flat Washer, .687 X .344 X .062
8	2-00-00530	1	5/16" Lock Washer
9	2-00-00641	5	Nut, Fiber Insert 1/4-20
10	7-86-08074	1	Tool, Lh Side Squeegee (Welded) (34")
11	7-55-08180	1	Pin, Side Squeegee Lock
12	7-08-01169	1	Bracket, Side Squeegee
13	7-21-04042	1	Edging

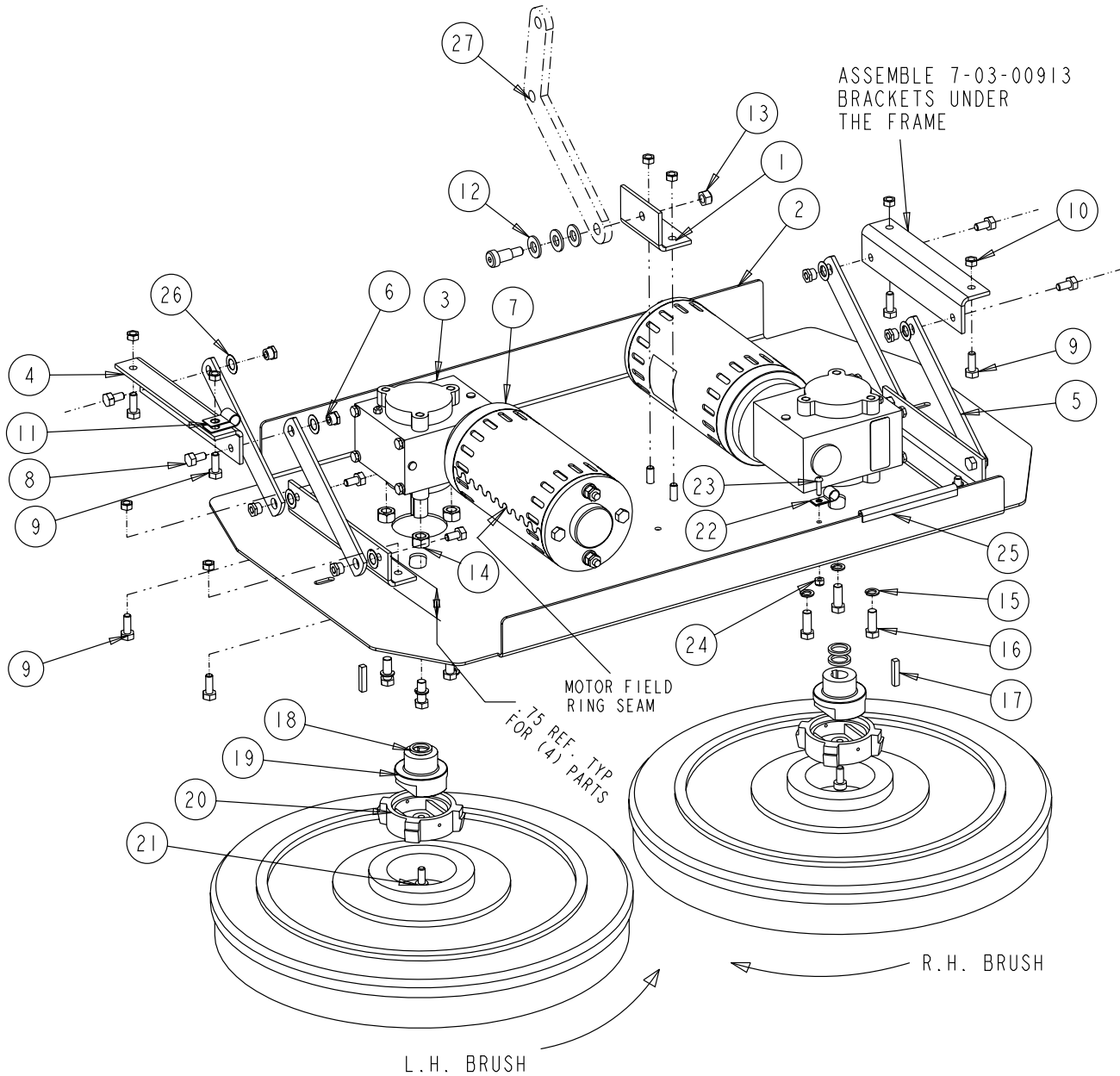


Item	Ref. No.	Qty	Description
1	2-00-00409	2	Flat Washer, .687 X .344 X .062
2	2-00-00530	1	5/16" Lock Washer
3	2-00-00208	3	Screw, 5/16-18 X .750 Hhc
4	7-77-00118	1	Rubber, Rh Side Squeegee (Inner)
5	7-77-00121	1	Rubber, Rh Side Squeegee (Outer)
6	7-13-07182	1	Clamp, Rh Side Squeegee (34 + 38)
7	2-00-02196	5	Carriage Bolt, 1/4-20 Lg
8	2-00-00641	5	Nut, 1/4-20 Fiber Insert
9	7-89-08023	1	Wheel
10	2-00-00216	1	Bolt, 3/8-16 X 2.0 Hex Head
11	2-00-00402	2	Washer, 25/64" Id X 3/4" Od
12	2-00-02369	1	Nut, 3/8-16
13	2-00-02310	1	Lock Washer, 3/8" Helical Spring
14	2-00-02360	1	Nut, 3/8-16 Hex
15	2-00-00644	2	Nut, 5/16-18 Fiber Insert Hex
16	7-86-08075	1	Tool, Rh Side Squeegee (Welded) (34 In.)
17	7-55-08180	1	Pin, Side Squeegee Lock
18	7-08-01169	1	Bracket, Side Squeegee
19	7-21-04042	1	Edging



Item	Ref. No.	Qty	Description
	56109399	1	Squeegee Assy
1	2-00-00643	4	Nut, Nyl Loc 3/8-16
2	2-00-00402	6	Washer
3	7-89-08023	2	Wheel
4	81301A	6	Jam Nut, 3/8-16
6	56003608	2	Scr, Carriage 3/8-16 X 2.00
7	69674A	1	Weldment, Squeegee Frame
8	7-29-00243	1	Gasket, Squeegee
9	25201B	2	Knob, Clamping
10	920110	2	Lock Nut, 5/15
11	81104A	2	Lock Nut, 1/4
12	65975A	2	Bracket, Wheel Mount
13	85702A	2	Screw, 1/4 X 1.75 Hex
14	64905A	2	"T" Handle
15	85816A	2	Screw, 5/16-18 X 1.75 Hex
16	59971A	2	Wheel, Guide
17	30717A	1	Blade, Inner Ribbed
18	38711A	2	Spacer, Squeegee
19	30913A	1	Blade, Outer
[20]	170932	2	Rivet, 3/16 Ss Pop
21	62443A	1	Weldment, Clamp
22	55722A	1	Latch, Holding
23	62712A	1	Air Duct
24	80011A	2	Screw, 3/8-16 X 3.0 Carriage
25	86004A	1	Screw, 1/4-20 X 1.50 Hex
26	62421A	1	End Clamp
27	37016A	1	Grip Pad
28	54766A	2	Insert, 5/16-24 Threaded

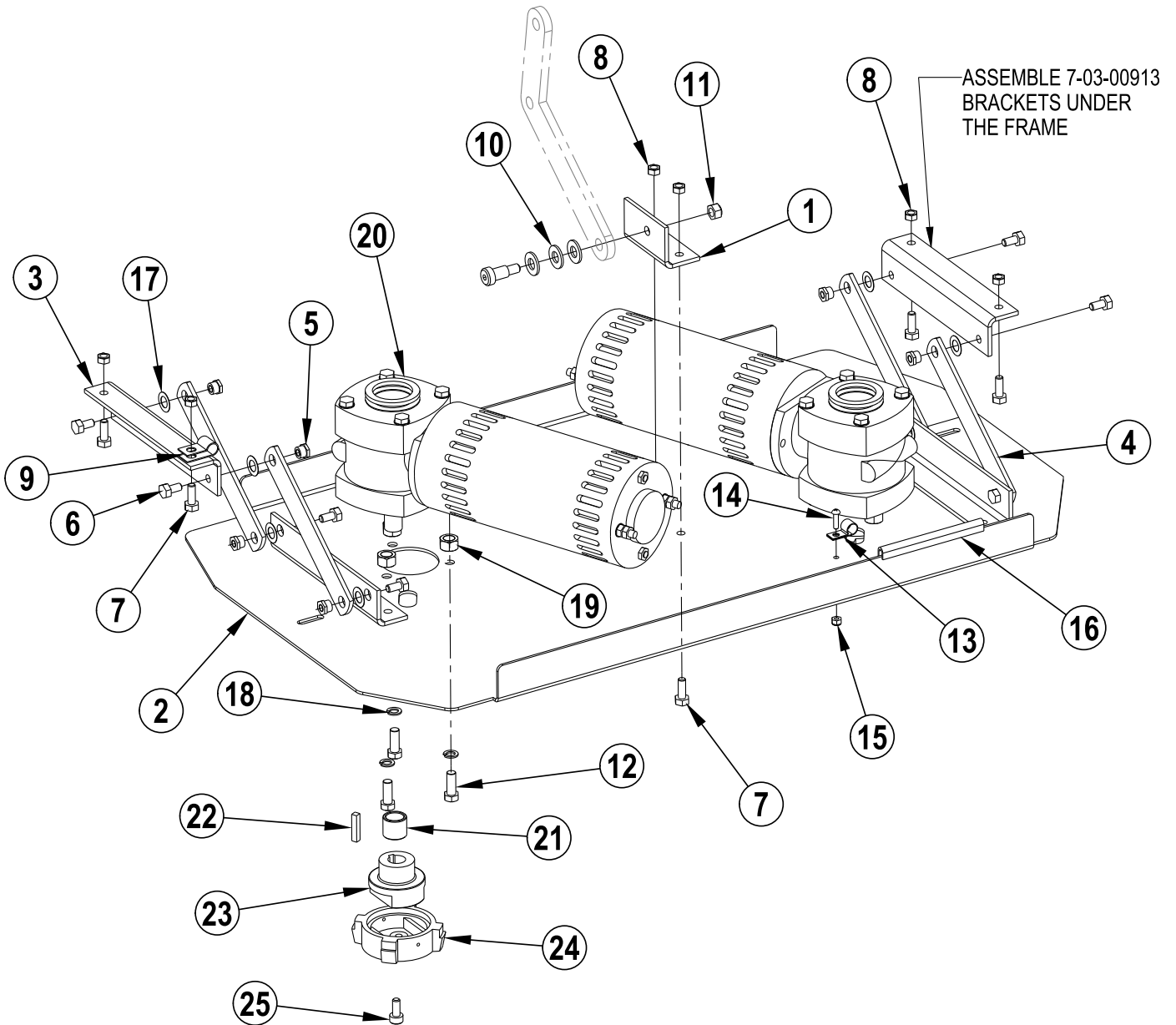
[] = Not Shown



Item	Ref. No.	Qty	Description
1	7-08-01149	1	Bracket, 38" Scrub Deck
2	7-27-07192-1	1	Scrub Deck (38")
3	0785-088	2	Reducer Assy (Ratio 18.5 To 1)
4	7-08-00913	4	Bracket, Brush Arm
5	7-03-04176	4	Link, Brush Frame
6	7-23-03056	8	Nut
7	0782-144	2	Brush Motor(Motor Brushes Replacement Kit: 0780-582)
8	2-00-00213	8	Screw, 0.313 X 0.625 Hhc
9	2-00-01255	10	Screw, 5/16/2018 X 8-Jul Lg Hex Head
10	2-00-00644	9	Hex Nut, 5/16/2018 Insert Fiber
11	2-00-04873	1	Cable Clamp
12	2-00-00405	3	Flat Washer, 1.063 X 0.531 X 0.094
13	2-00-05297	1	Nut, 3/8/2016 Fiber Insert
14	2-00-00596	6	Hex Nut, 1/2/2013
15	2-00-02310	6	Lock Washer, 3/8" Helical Spring
16	2-00-00233	6	Bolt, Hex Head, Finished, 3/8/2016 X 1
17	2-00-00706	2	1/4" Sq. X 1 4-Jan Key
18	2-00-03169	4	Spacer
19	7-33-09034	2	Hub Brush Driver
20	7-20-00006	2	Brush Driver-Male With Hub
21	2-00-03214	2	Screw, Socket Head Cap, 5/16/2018 X 4-Mar Lg
22	2-00-04602	1	Clamp
23	2-00-00056	1	Screw, #10-24 X 0.75 Rhm
24	2-00-01246	1	Nut, #10-24 Elastic Stop
25	8-21-04016	1	Bumper
26	2-00-03382	Ref.	Spring Washer
27	7-03-04239	Ref.	Arm,Deck
[]	7-06-05008	2	Ferrite Block NOTE 1

[] = Not Shown

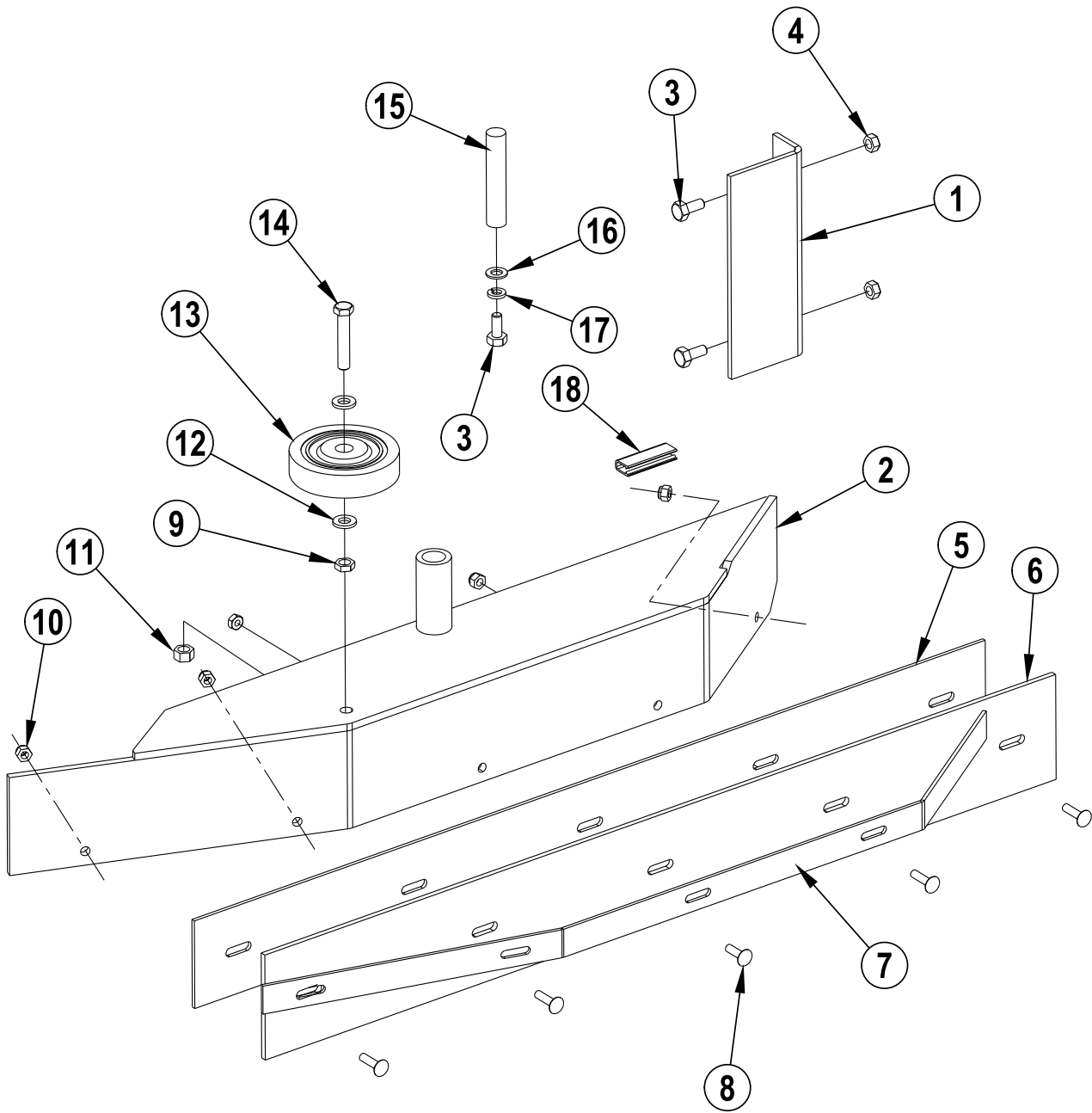
NOTE 1: The Ferrite Blocks are clamped around the positive and negative cables of both brush drive motors.



Item	Ref. No.	Qty	Description
1	7-08-01149	1	Bracket, 38" Scrub Deck
2	7-27-07245	1	Scrub Deck (38")
3	7-08-00913	4	Bracket, Brush Arm
4	7-03-04176	4	Link, Brush Frame
5	7-23-03056	8	Nut
6	2-00-00213	8	Screw, .313 X .625 Hhc
7	2-00-01255	10	Screw, 5/16-18 X 7/8 Lg Hex Head
8	2-00-00644	10	Hex Nut, 5/16-18 Insert Fiber
9	2-00-04873	1	Cable Clamp
10	2-00-00405	3	Flat Washer, 1.063 X .531 X .094
11	2-00-05297	1	Nut, 3/8-16 Fiber Insert
12	2-00-00233	6	Bolt, Hex Head, Finished, 3/8-16 X 1.00
13	2-00-04602	1	Clamp
14	2-00-00056	1	Screw, #10-24 X .75 Rhm
15	2-00-01246	1	Nut, #10-24 Elastic Stop
16	8-21-04016	1	Bumper
17	2-00-03382	Ref.	Spring Washer
18	2-00-02310	6	Lock Washer, 3/8" Helical Spring
19	2-00-00596	6	Hex Nut, 1/2-13
20	0785-100	2	Motor, Beveled Gear
21	7-75-01273	2	Spacer
22	2-00-00706	2	1/4" Sq. X 1 1/4 Key
23	7-33-09034	2	Hub Brush Driver
24	7-20-00006	2	Brush Driver-Male With Hub
25	2-00-03214	2	Screw, Socket Head Cap, 5/16-18 X 3/4 Lg
[]	7-06-05008	2	Ferrite Block NOTE 1

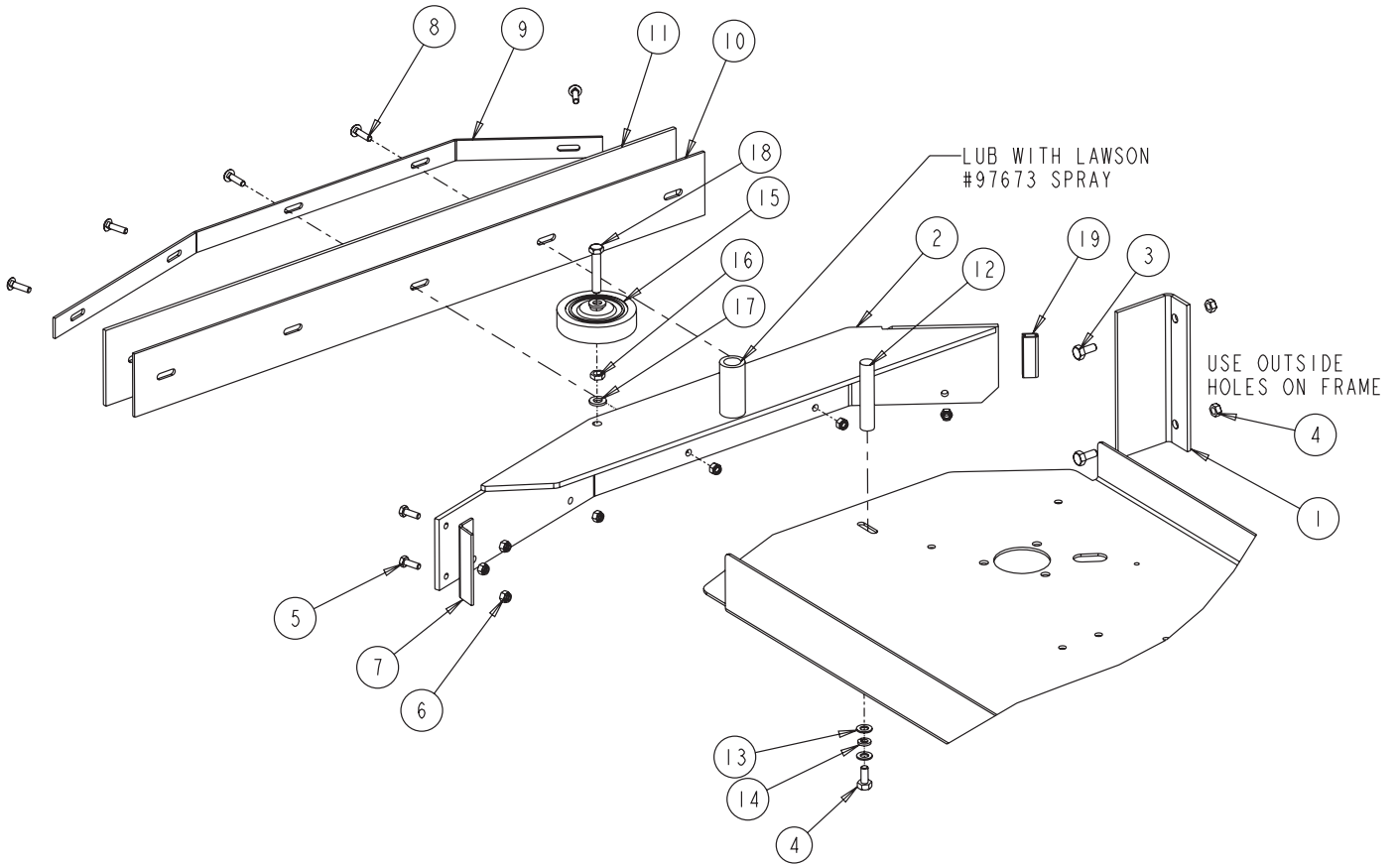
[] = Not Shown

NOTE 1: The Ferrite Blocks are clamped around the positive and negative cables of both brush drive motors.

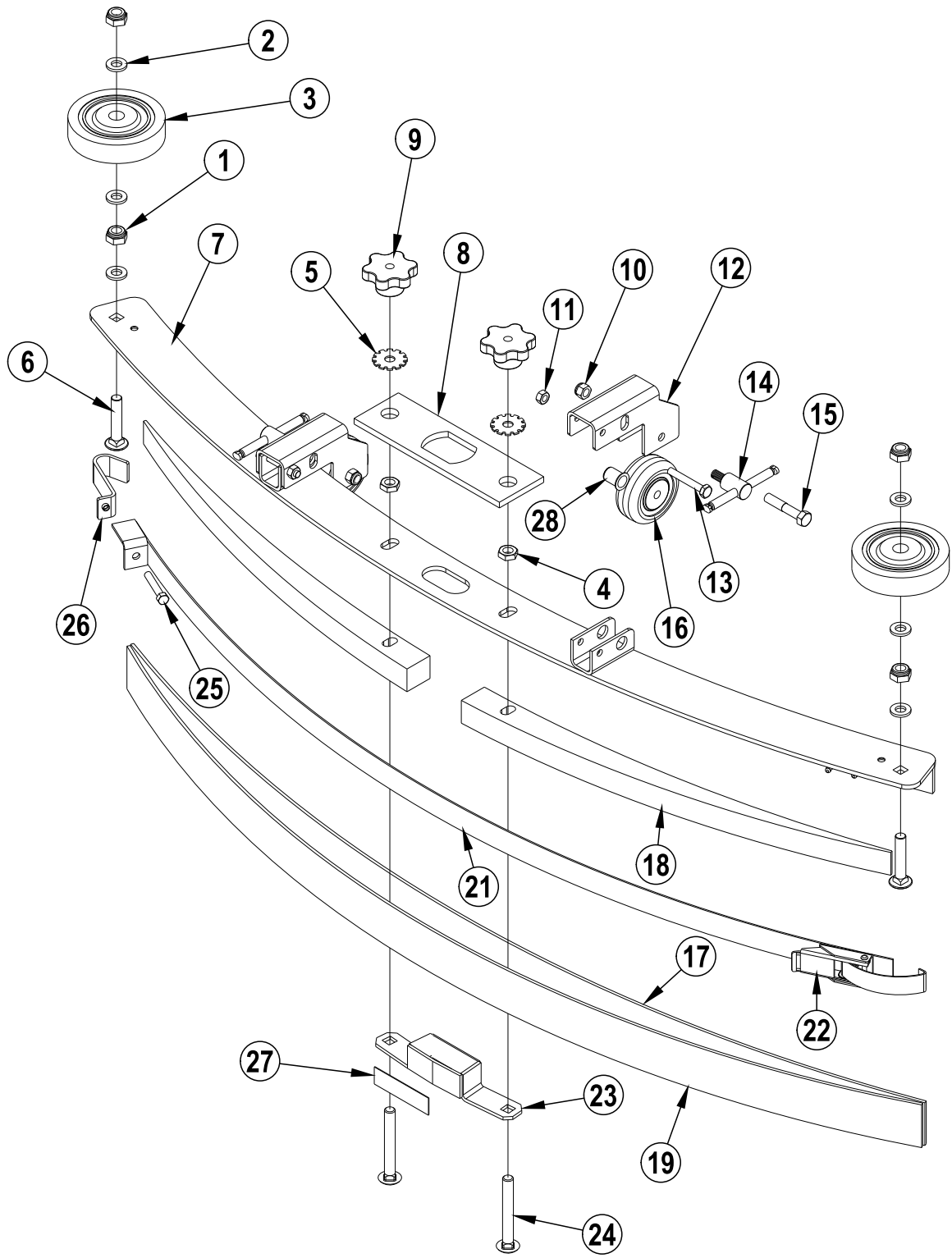


Item	Ref. No.	Qty	Description
1	7-08-01169	1	Bracket, Side Squeegee
2	7-86-08076	1	Tool, Lh Side Squeegee (Welded) (38")
3	2-00-00208	3	Screw, 5/16-18 X .750 Hhc
4	2-00-00644	2	Nut, 5/16-18 Fiber Insert Hex
5	7-77-00118	1	Rubber-Lh Side Squeegee (Inner)
6	7-77-00121	1	Rubber-Lh Side Squeegee (Outer)
7	7-13-07182	1	Clamp- Rh Side Squeegee (34 + 38)
8	2-00-02196	5	Carriage Bolt, 1/4-20 Lg
9	2-00-02369	1	Nut, 3/8-16
10	2-00-00641	5	Nut, Fiber Insert 1/4-20
11	2-00-02360	1	Nut, 3/8-16 Hex
12	2-00-00402	2	Washer, 25/64" Id X 3/4" OD
13	7-89-08023	1	Wheel
14	2-00-00216	1	Bolt, 3/8-16 X 2.0 Hex Head
15	7-55-08180	1	Pin, Side Squeegee Lock
16	2-00-00409	1	Flat Washer, .687 X .344 X .062
17	2-00-00530	1	Lock Washer, 5/16"
18	7-21-04042	1	Edging

DO NOT OVER TIGHTEN
TO BENT ITEM #8

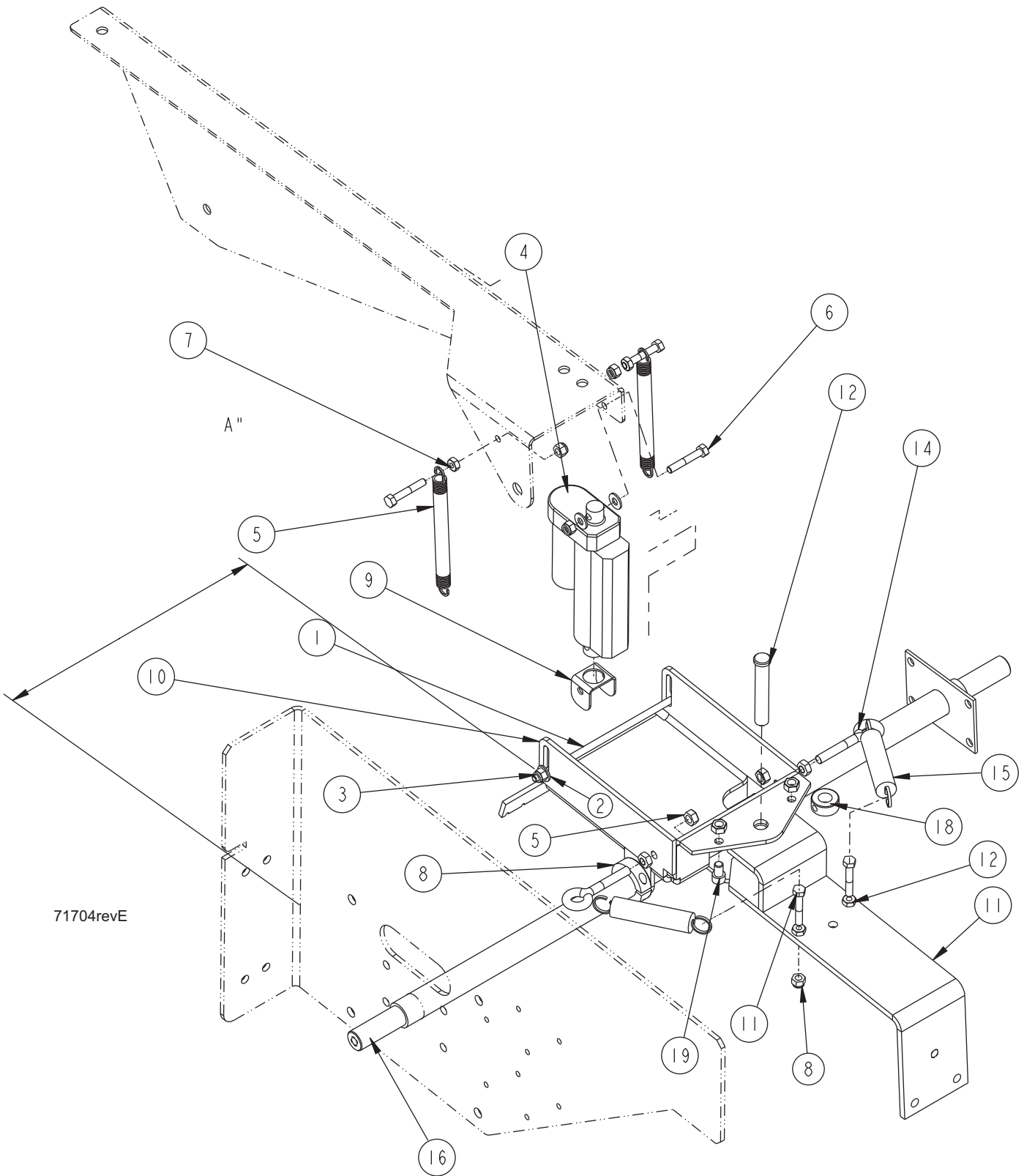


Item	Ref. No.	Qty	Description
1	7-08-01169	1	Bracket, Side Squeegee
2	7-86-08075	1	Tool, Rh Side Squeegee (Welded) (34 + 38)
3	2-00-00208	3	Screw, 5/16-18 X .750 Hhc
4	2-00-00644	2	Nut, Hex, Insert Fiber, 5/16-18
5	2-00-00221	2	Bolt, 1/4-20 X 3/4 Lg Fin. Hex Head
6	2-00-00641	7	Nut, 1/4-20 Fiber Insert
7	7-08-07106	1	Bracket, 38 Squeegee Spacer
8	2-00-02196	5	Carriage Bolt, 1/4-20 Lg
9	7-13-07182	1	Clamp, Rh Side Squeegee (34 + 38)
10	7-77-00118	1	Rubber, Rh Side Squeegee (Inner)
11	7-77-00121	1	Rubber, Rh Side Squeegee (Outer)
12	7-55-08180	1	Pin, Side Squeegee Lock
13	2-00-00409	2	Flat Washer, .687 X .344 X .062
14	2-00-00530	1	Lock Washer, 5/16
15	7-89-08023	1	Wheel
16	2-00-02369	1	Nut, 3/8-16
17	2-00-00402	2	Washer, 25/64 Id X 3/4 OD
18	2-00-00216	1	Bolt, 3/8-16 X 2.0 Hex Head
19	7-21-04042	1	Edging



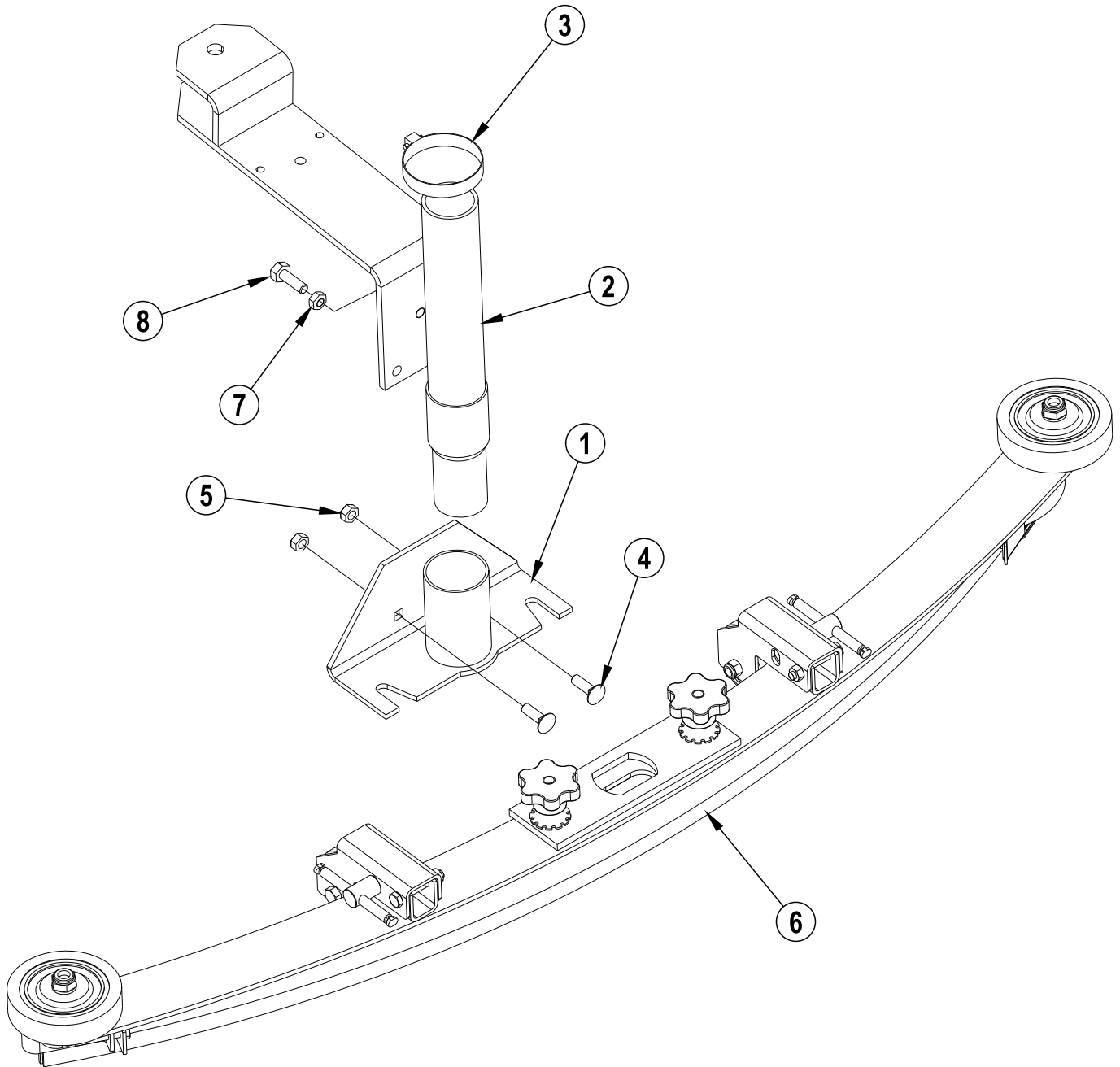
Item	Ref. No.	Qty	Description
	56109400	1	Squeegee Assy
1	2-00-00643	4	Nut, Nyl Loc 3/8-16
2	2-00-00402	6	Washer
3	7-89-08023	2	Wheel
4	81301A	6	Jam Nut, 3/8-16
6	56003608	2	Scr, Carriage 3/8-16 X 2.00
7	69675A	1	Weldment, Squeegee Frame
8	7-29-00243	1	Gasket, Squeegee
9	25201B	2	Knob, Clamping
10	920110	2	Lock Nut, 5/15
11	81104A	2	Lock Nut, 1/4
12	65975A	2	Bracket, Wheel Mount
13	85702A	2	Screw, 1/4 X 1.75 Hex
14	64905A	2	"T" Handle
15	85816A	2	Screw, 5/16-18 X 1.75 Hex
16	59971A	2	Wheel, Guide
17	30718A	1	Blade, Inner Ribbed
18	38715A	2	Spacer, Squeegee
19	30935A	1	Blade, Outer
[20]	170932	2	Rivet, 3/16 SS Pop
21	62444A	1	Weldment, Clamp
22	55722A	1	Latch, Holding
23	62712A	1	Air Duct
24	80011A	2	Screw, 3/8-16 X 3.0 Carriage
25	86004A	1	Screw, 1/4-20 X 1.50 Hex
26	62421A	1	End Clamp
27	37016A	1	Grip Pad
28	54766A	2	Insert, 5/16-24 Threaded

[] = Not Shown



71704revE

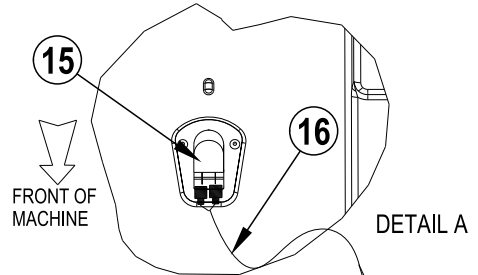
Item	Ref. No.	Qty	Description
1	7-80-05081	1	Threaded Rod
2	2-00-03702	4	Washer, .625 X .281 X .063
3	2-00-00641	7	Nut, 1/4-20 Fiber Insert
4	0782-139	1	Actuator
5	7-76-00102	2	Spring, Transmission Centering
6	2-00-00203	5	Screw, 1/4-20 X 1.50 Hex Head
7	2-00-00594	4	Nut, 1/4-20 Hex
8	2-00-04321	2	Collar-Setscrew
9	7-08-02021	1	Bracket, Squeegee Actuator
10	7-08-01136	1	Bracket, Squeegee Lift
11	7-03-04235	1	Arm, Rear Squeegee
12	2-00-05484	1	Pin, Rear Squeegee Pivot
13	2-00-00644	4	Nut, 5/16-18 Fiber Insert Hex
14	2-00-05920	2	Eye Bolt, 5/16-18 X 7/8 X .63 ld
15	7-76-00126	2	Spring
16	7-03-09015	Ref.	Axle, Rear Wheels
17	2-00-00585	2	Nut, 5/16-18 Hex
18	2-00-03589	1	Collar
19	2-00-03335	2	Screw, 5/16-18 X .50 Shcs



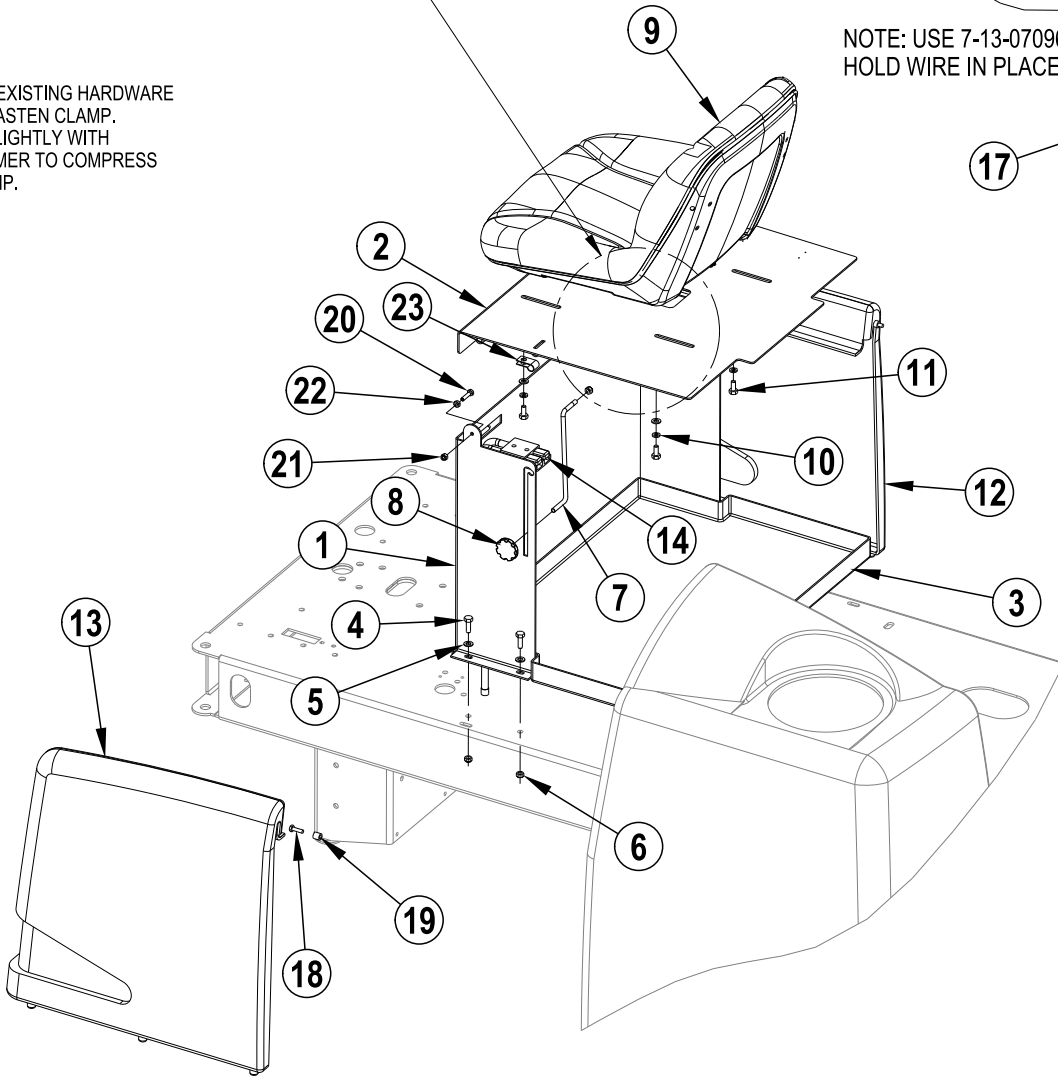
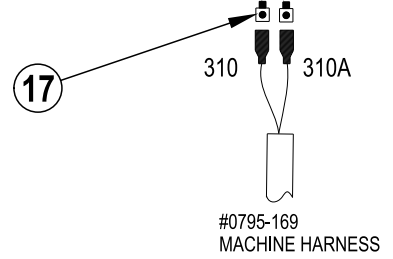
Item	Ref. No.	Qty	Description
1	7-25-02096	1	Fitting-Sq Mtg Weldment
2	7-33-02377	1	Hose
3	2-00-02216	1	Hose Clamp
4	2-00-00196	2	Carriage Bolt, .31-18 X 1.0
5	2-00-00644	2	Hex Nut, 5/16-18 Fiber Insert
6	56109399	1	34" Squeegee Assy.
	56109400		38" Squeegee Assy.
7	2-00-00585	1	Hex Nut, 5/16-18
8	2-00-02708	1	Screw, 5/16-18 X 1.0 Hex Head

USE EXISTING HARDWARE TO FASTEN CLAMP. TAP LIGHTLY WITH HAMMER TO COMPRESS CLAMP.

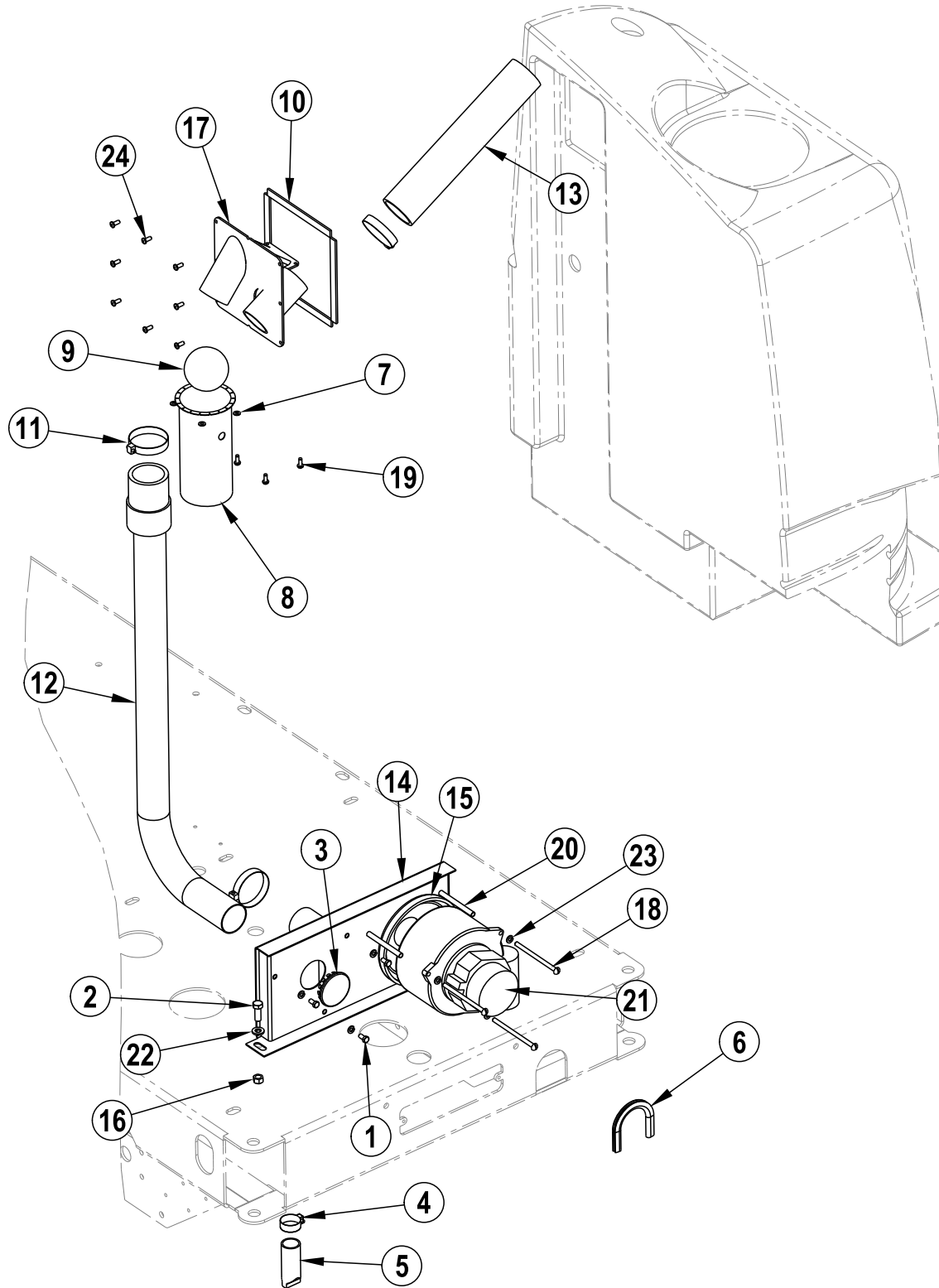
SEE DETAIL A



NOTE: USE 7-13-07096 TO HOLD WIRE IN PLACE



Item	Ref. No.	Qty	Description
1	7-52-00195	1	Panel-Seat Weldment
2	7-16-07500	1	Seat Deck Weldment
3	8-51-05016	1	Pan-Battery
4	2-00-02708	4	Screw, Hex Head, 5/16-18 X 1.00"
5	2-00-00409	8	Flat Washer, .687 X .344 X .062
6	2-00-00644	5	Nut, Hex, Insert Fiber, 5/16-18
7	7-66-00186	1	Rod-Seat Panel
8	7-39-00006	1	Knob
9	8-69-00022	1	Seat
10	2-00-00530	4	5/16" Lock Washer
11	2-00-00208	4	Screw, 5/16-18 X .750 Hhc
12	7-16-07405	1	Cover - R.H. Side
13	7-16-07404	1	Cover-Side
14	0795-176	1	Anderson Battery Cable
15	7-82-00050	1	Switch
16	56109403	1	Wire Harness
17	2-00-04551	1	Terminal .156 Fisc Insulated Male Bullet
18	2-00-01490	2	1/4-20 X 0.875", Hex Head Screw
19	8-75-01205	2	Spacer-Blower Mtg
20	2-00-02588	2	Bolt, 1/4-20 X 1-1/8
21	2-00-00641	2	Nut, Fiber Insert 1/4-20
22	2-00-00594	2	Nut, Hex 1/4-20
23	2-00-04873	1	Cable Clamp



08-6

VACUUM ASSEMBLY

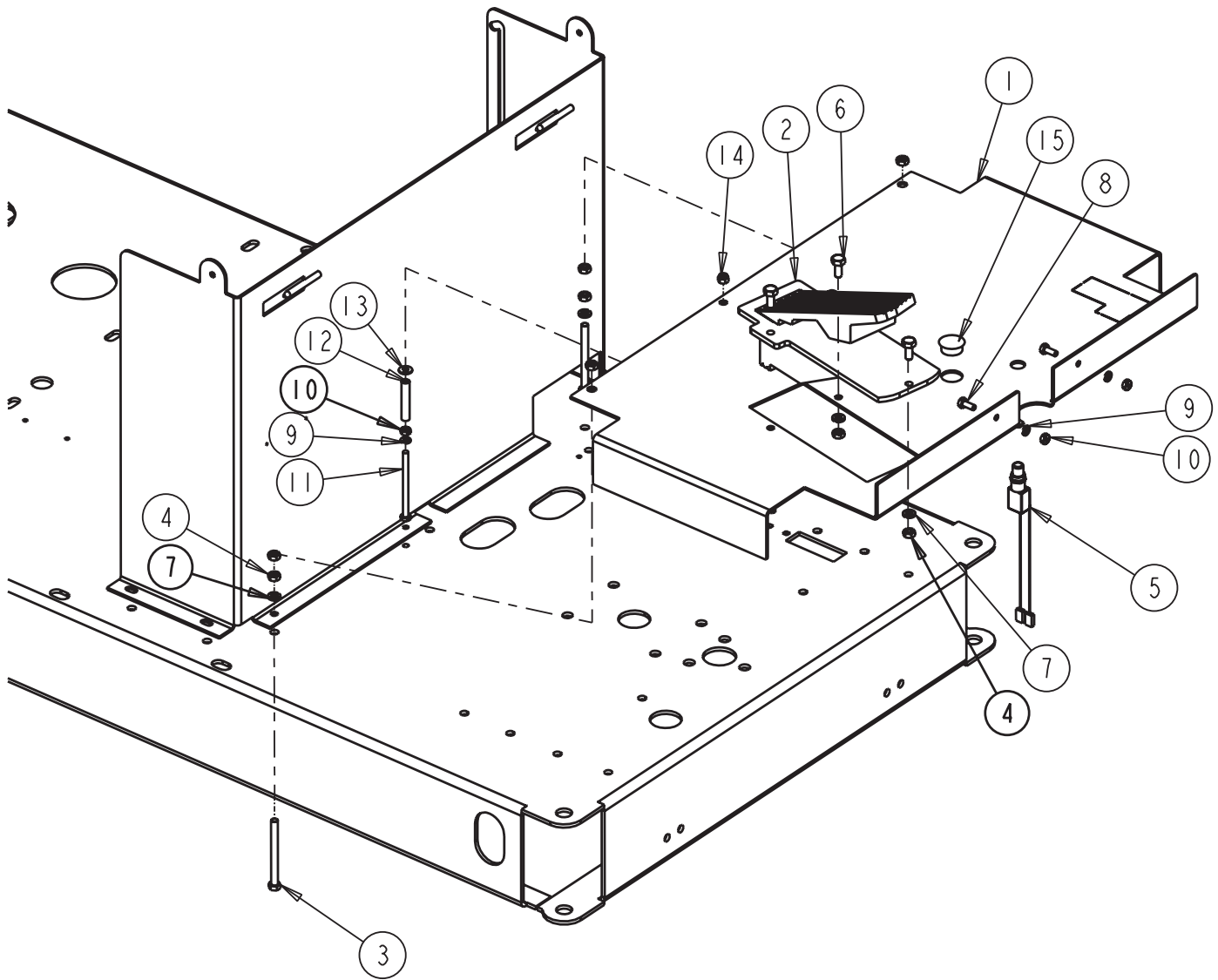
09-7

Encore R**47**

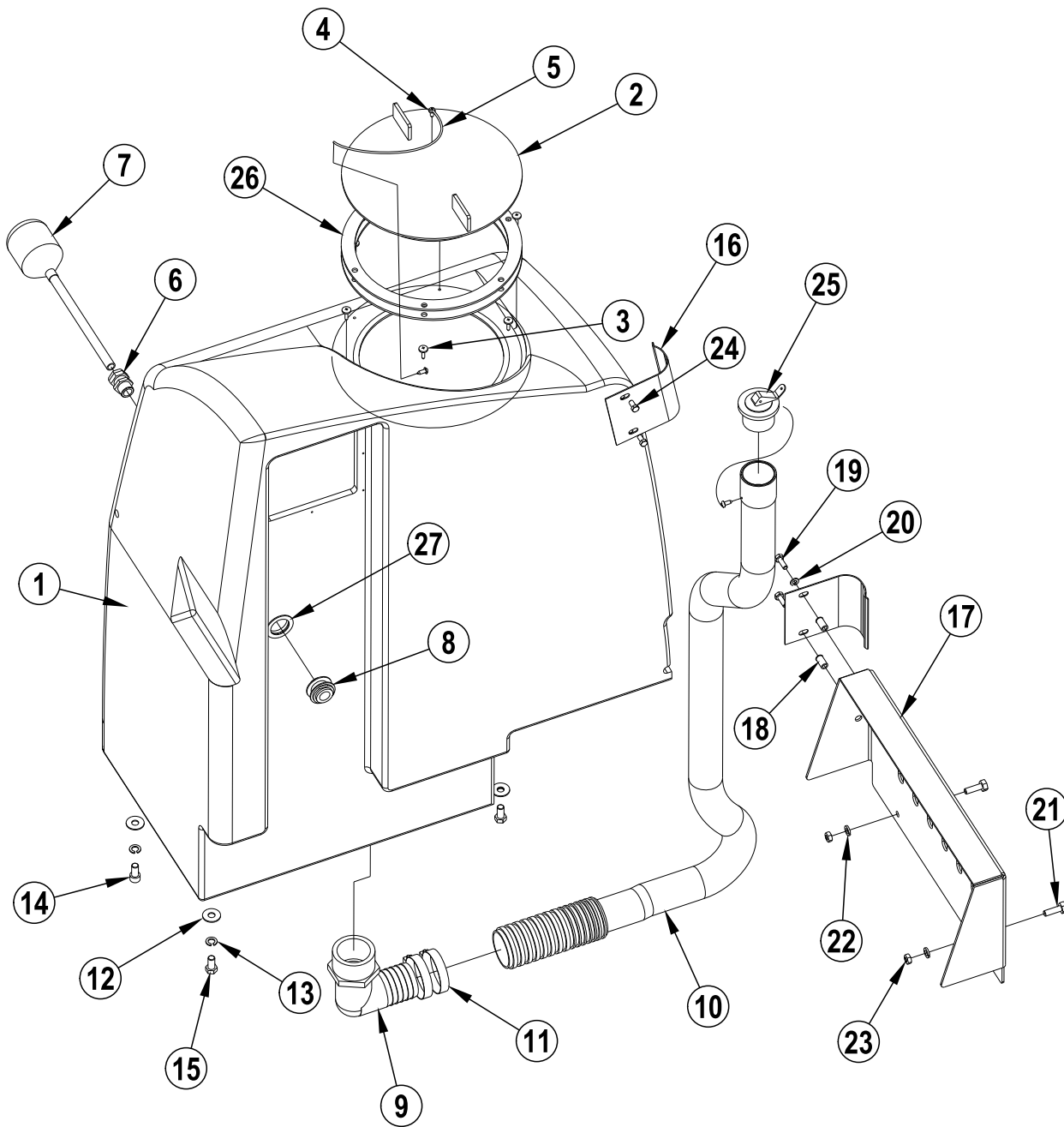
Item	Ref. No.	Qty	Description
1	2-00-00219	3	Bolt, Hex Head, Finished, 1/4-20
2	2-00-00233	2	Bolt-Hex Head, Finished, 3/8-16 X 1.00
3	2-00-04431	1	Cap
4	2-00-02220	1	Clamp, Hose
5	8-88-00016	1	Dust Unloader Valve
6	7-21-04050	1	Edging, Frame
7	2-00-00466	4	Flat Washer - .625 X .203 X .031
8	7-10-04008	1	Float Cage
9	7-26-04012	1	Float-Recovery
10	7-29-00281	4	Gasket
11	2-00-02216	3	Hose Clamp
12	7-33-02373	1	Hose-Flexible
13	7-33-02408	1	Hose-Flexible (12 In. Lg.)
14	7-48-00033-1	1	Manifold-Vacuum (Weldment)
15	2-22-00003	1	Motor, Mounting Ring
16	2-95-04182	2	Nut, Hex, Stop, 3/8-16
17	7-58-05327	1	Plate-Vac Inlet (Welded)
18	2-00-05395	3	Screw, 1/4-20 X 4.00, Slotted
19	2-00-03940	4	Screw-T/C Hh #10-24 X .50 Lg
20	7-75-01184	3	Spacer
21#	56377470	1	Vac Fan
[]#	56377001	1	Carbon Brush Set
22	2-00-00402	2	Washer, 25/64" Id X 3/4" Od
23	2-00-00518	6	Washer, Lock, 1/4" Helical Spring
24	56009191	8	Scr, Pan Phil Plastite 10-14 x .50

[] = Not Shown

= Revised or new since last update



Item	Ref. No.	Qty	Description
1	7-52-00191	1	Panel, Floor
2	7-55-00038	1	Pedal, Fwd/Rev
3	2-00-05164	3	31-18 X 3.50 Gr5 Full Thread
4	2-00-00585	1	Hex Nut, 5/16-18
5	8-82-00030	1	Switch, Push Button Horn
6	2-00-00208	3	Screw, 5/16-18 X .750 Hhc
7	2-00-00530	6	5/16" Lock Washer
8	2-00-00220	2	Screw, 1/4-20 X .625 Hhc
9	2-00-00518	2	Lock Washer, 1/4" Helical Spring
10	2-00-00594	2	Hex Nut, 1/4-20
11	2-00-04596	1	Screw, 1/4-20 X 3.50" Hex Head
12	8-75-01203	1	Spacer, 3/8 Od X .277 Id X 2.06 Lg
13	2-00-03702	1	Washer, .625 X .281 X .063
14	2-00-00641	1	Nut, 1/4-20 Fiber Insert
15	2-00-05530	1	Plug, Hole (1.00 Dia Opening)



08-6

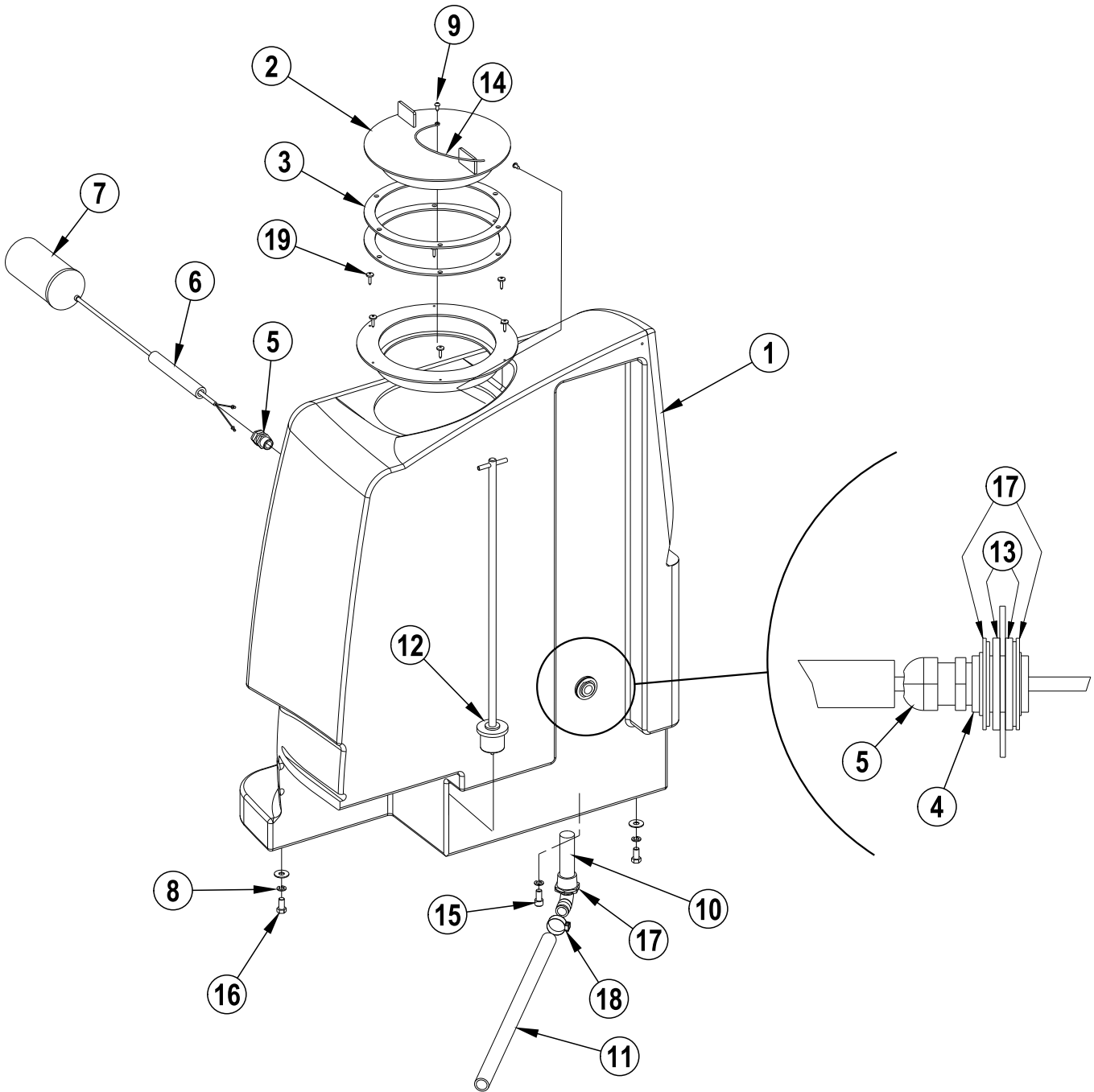
RECOVERY TANK ASSY

08-12

Encore R**51**

Item	Ref. No.	Qty	Description
1	7-83-04211	1	Recovery Tank NOTE 1
2	7-16-07399	1	Cover, Tank Access
3	2-00-01994	6	Screw Tf/Prh #8-15 X 3/4 Lg
4	2-00-03466	3	Screw #10-16 X.5 Self Tapping
5	7-13-05064	1	Chain
6	7-09-01122	1	Bushing
7	0775-164	1	Float Switch (Gray)
8	7-09-01124	1	Bulkhead Fitting
9	2-00-05900	1	Elbow Barbed Fitting 1-1/2 X 2 Npt, Nylon
10	7-33-02591	1	Hose Assembly, Drain
11	2-00-02216	2	Hose Clamp
12	2-00-03979	3	Flat Washer, 1.00 X .39 X .062
13	2-00-02310	3	Washer-Lock, 3/8", Helical Spring
14	2-00-03044	1	Screw-Hshc, .38-16 X .75
15	2-00-00232	2	Bolt-Hex Head, Finished, 3/8-16
16	7-08-01138	2	Bracket, Drain Hose
17	7-30-05114	1	Guard-Vac Motor
18	2-00-05261	2	Threaded Insert- 1/4-20
19	2-00-00221	2	Bolt-Hex Head, Finished, 1/4-20x3/4 Lg
20	2-00-00518	2	Washer, Lock, 1/4", Helical Spring
21	2-00-00206	2	Bolt 5/16-18, 3/4 Lg
22	2-00-00530	2	5/16" Lock Washer
23	2-00-00585	2	5/16-18, Hex Nut
24	2-00-00219	2	Bolt, Hex Head, Finished, 1/4-20
25	7-25-02033	1	Plug, Hose
26	7-29-00277	2	Gasket-Tank Lid
27	56003770	1	Wsh, FLT SS 1.13 x 1.62 x .06

NOTE 1: If Replacing Item #1 you must also order: 1 of 8-18-005535 (Encore R Decal).



08-6

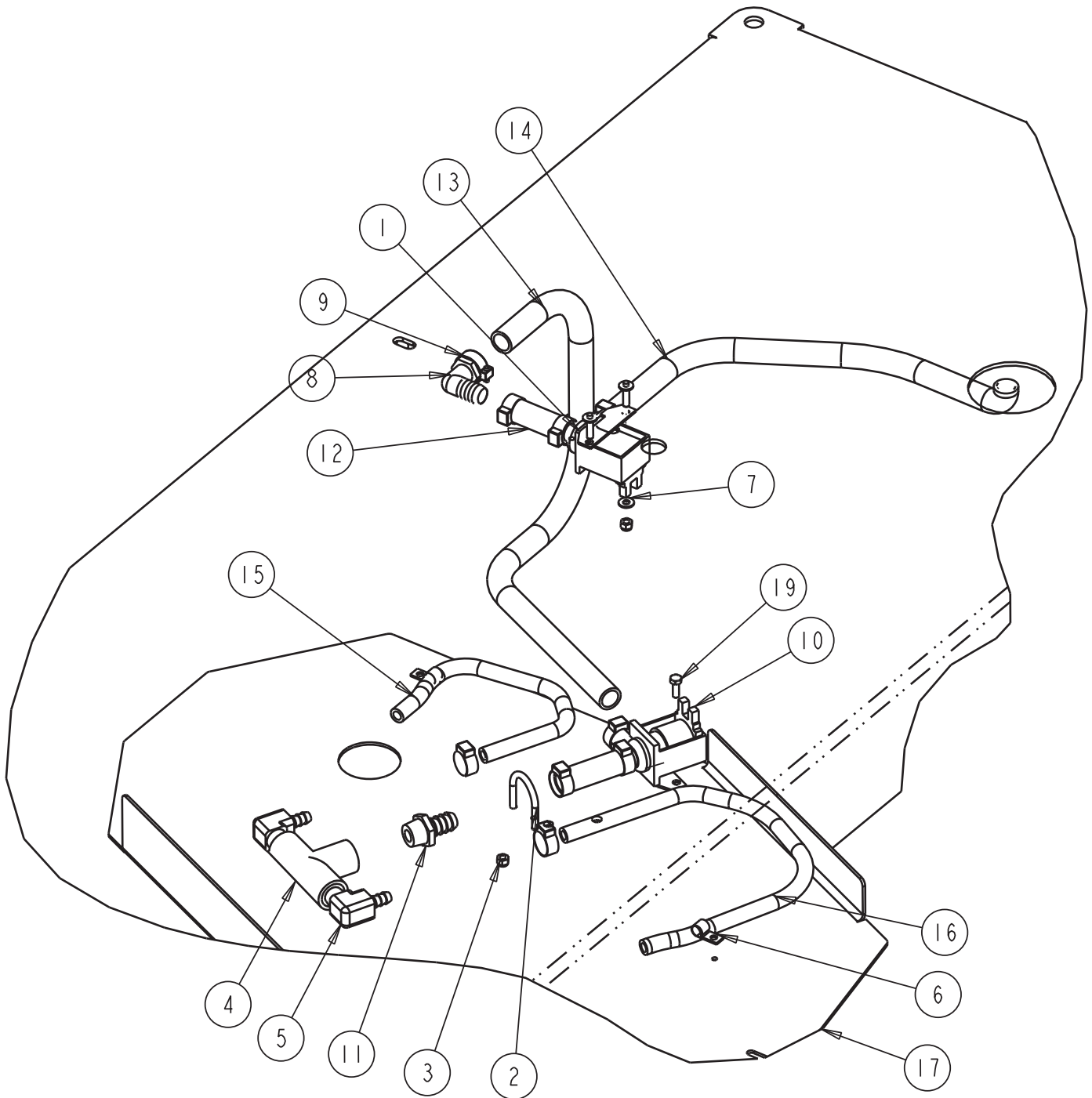
SOLUTION TANK ASSY

08-12

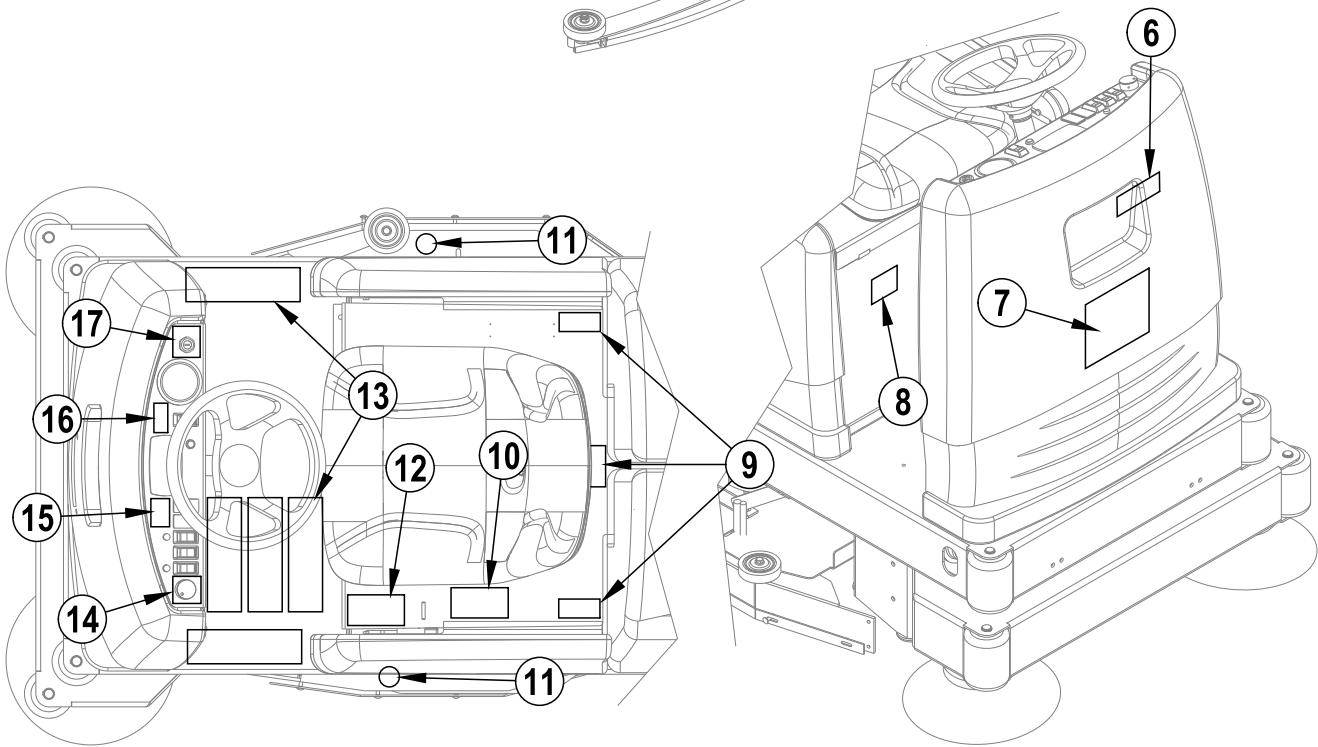
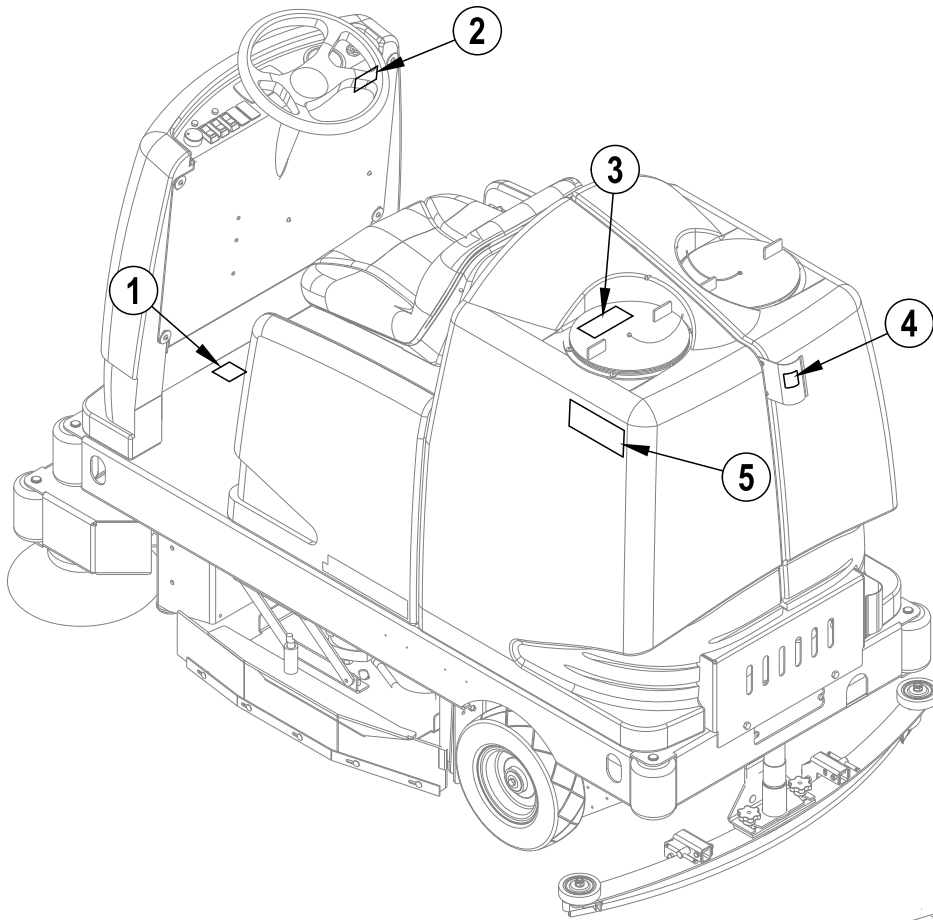
Encore R**53**

Item	Ref. No.	Qty	Description
1	7-83-04174	1	Solution Tank NOTE 1
2	7-16-07399	1	Cover, Tank Access
3	7-29-00277	2	Gasket-Tank Lid
4	7-09-01124	1	Bulkhead Fitting
5	7-09-01122	1	Bushing
6	7-87-02191	1	Tube-Float Switch
7	0775-217	1	Switch-Float Altered (Nc)
8	2-00-02310	3	Washer-Lock, 3/8", Helical Spring
9	2-00-03466	2	Screw #10 X 16.50 Zn Self Tapping
10	7-24-04056	1	Filter-Solution
11	7-33-02233	1	Hose-Sol Tank To Valve
12	7-25-02095	1	Drain Plug Assy
13	7-29-00225	2	Gasket-Blk Neoprene
14	7-13-05064	1	Chain
15	2-00-03044	1	Screw-Hshc, .38-16 X .75
16	2-00-00232	2	Bolt-Hex Head, Finished, 3/8-16
17	56003770	3	Wsh, Flt SS 1.13 x 1.62 x .06
18	2-00-02220	1	Clamp, Hose
19	2-00-01994	6	Screw TF/PRH #8-15 x .75

NOTE 1: If Replacing Item #1 you must also order: 1 of 8-18-005535 (Encore R Decal).



Item	Ref. No.	Qty	Description
1	7-88-00073	1	Valve-Solution (36vdc)
2	8-13-07003	1	1/4-20 U-Bolt
3	2-00-00641	4	Nut, Fiber Insert 1/4-20
4	7-25-02037	1	Fitting-Plastic (Tee)
5	2-00-05378	2	Fitting-90° Barb
6	2-00-04602	1	Clamp
7	2-00-03702	2	Washer, .625 X .281 X .063
8	2-00-05380	1	Fitting, Elbow, 3/4" X 3/4", Barbed
9	2-00-02220	1	Clamp, Hose
10	7-88-00084	1	Valve-Solution (36vdc)
11	7-25-02052	1	Fitting- 3/4 Pipe - 3/4 Barb Str.
12	7-33-02394	2	Hose-Sol Feed
13	7-33-02374	1	Hose-Sol Feed
14	7-33-02394	1	Hose-Sol Feed
15	7-33-02376	1	Hose, Solution Feed
16	7-33-02379-1	1	Hose-Solution Feed (Lh)
17	7-27-07191-1	1	Scrub Deck (34 In)
18	2-00-00641	3	Nut, Fiber Insert 1/4-20
19	2-00-00221	2	Bolt-Hex Head, Finished, 1/4-20x3/4 Lg

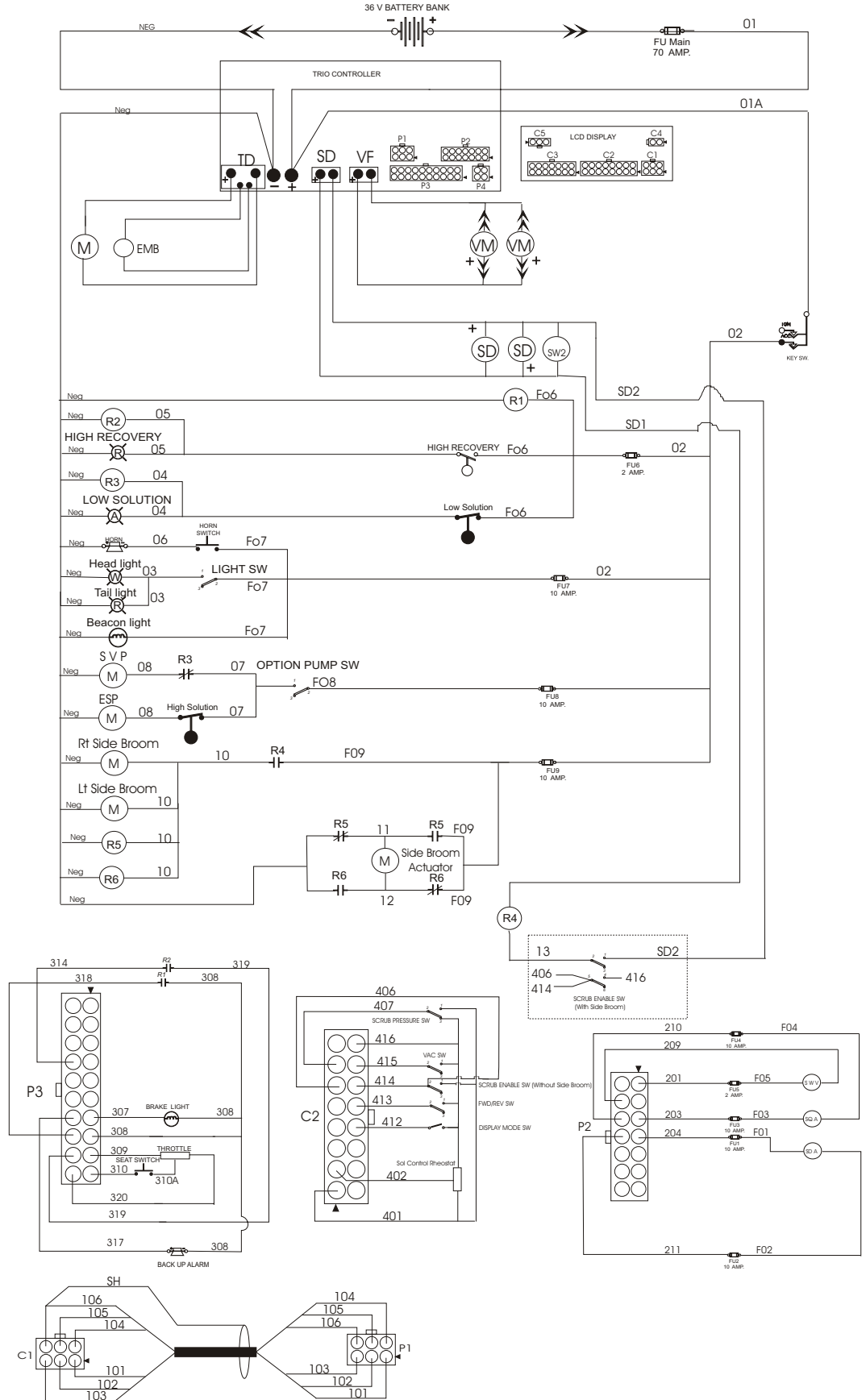


08-6	DECAL ASSY		
08-12	Encore R		57

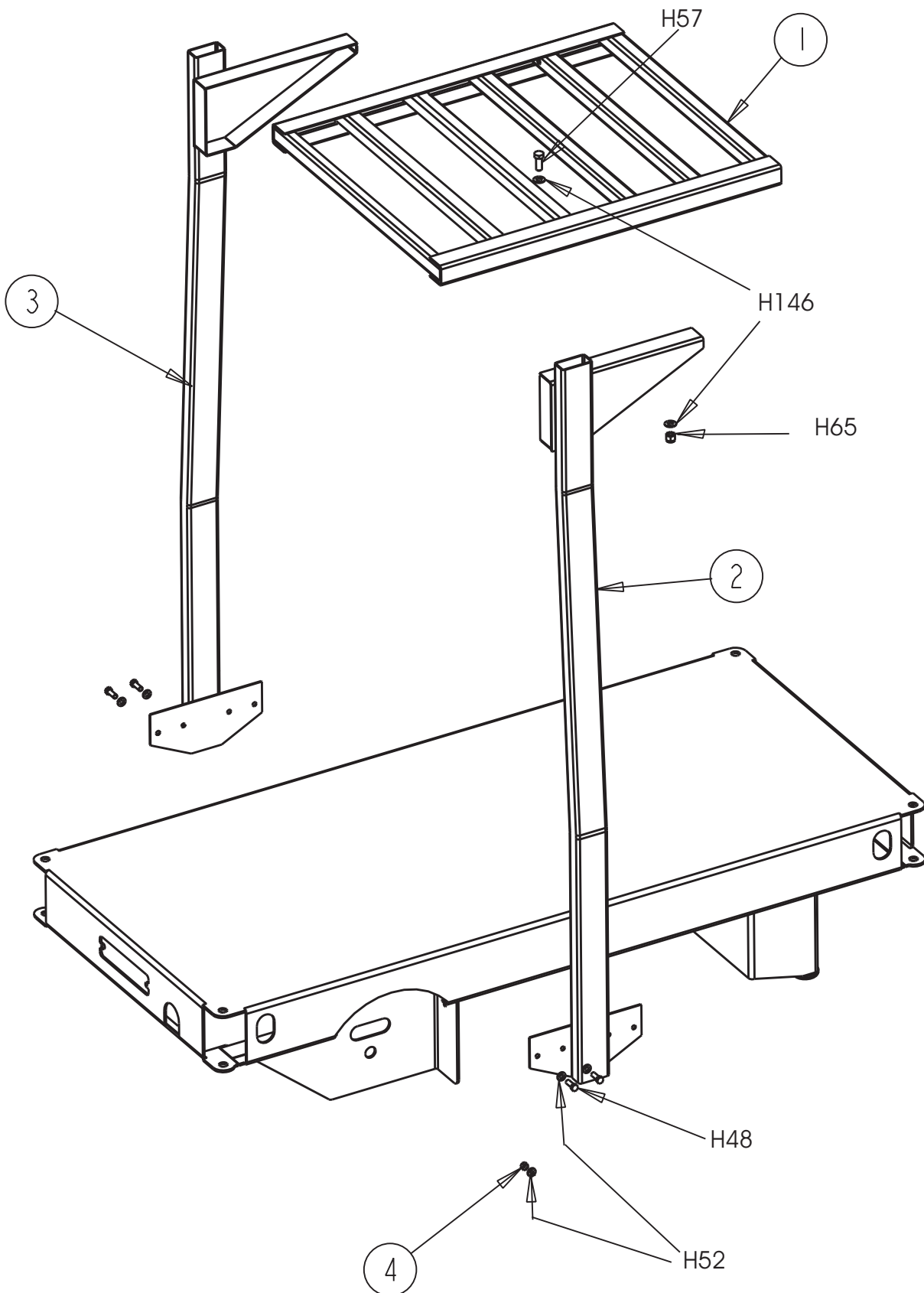
Item	Ref. No.	Qty	Description
1	8-18-00492	1	Decal, Horn Switch
2		1	Decal, Key Switch Warning NOTE 1
3		1	Decal, No Gasoline Or Combustibles NOTE 1
4	8-18-00496	1	Decal, Open for Drain Hose
5	8-18-00535	2	Decal, Encore R
6		1	Decal, Electrical Hazard NOTE 1
7	56109412	1	Decal, Alto
8		1	Decal, Patents NOTE 1
9		3	Decal, Pinch Point NOTE 1
10		1	Decal, Battery Charging Warnings NOTE 1
11		2	Decal, No Step NOTE 1
12		1	Decal, Cover Could Close NOTE 1
13	8-50-05022	5	Pad, Non-Skid
14	8-18-00503	1	Decal, Solution Control
15		1	Do Not Use With Flammables NOTE 1
16		1	Decal, Read Operator's Manual NOTE 1
17	8-18-00504	1	Decal, Key Switch

NOTE 1: WARNING/SAFETY DECALS KIT FOR YOUR Encore R:

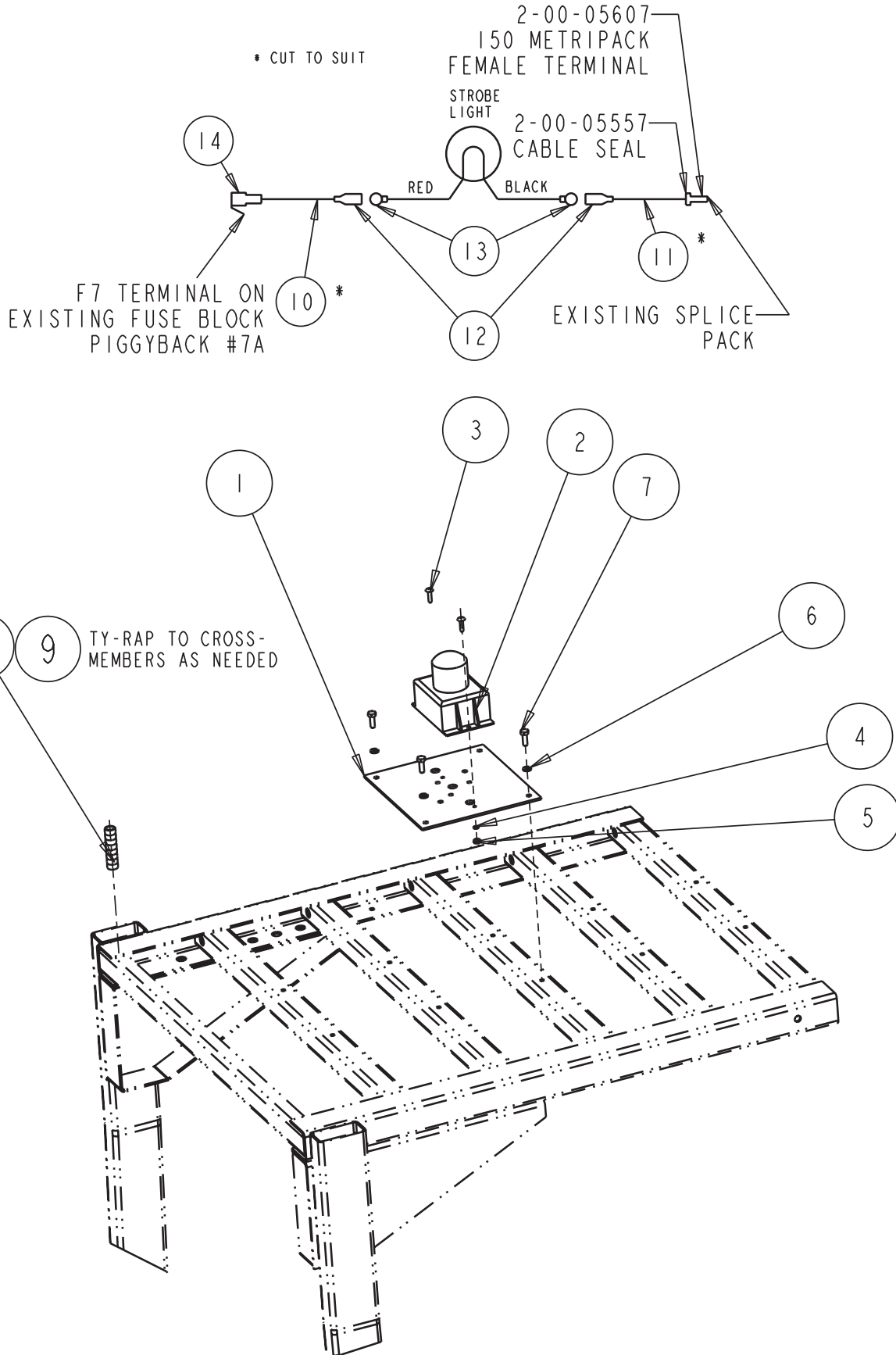
English	0760-855	Italian	0760-851
Danish	0760-849	French	0760-847
Norwegian	0760-852	Spanish	0760-846
Swedish	0760-853	Portuguese	0760-854
German	0760-848		



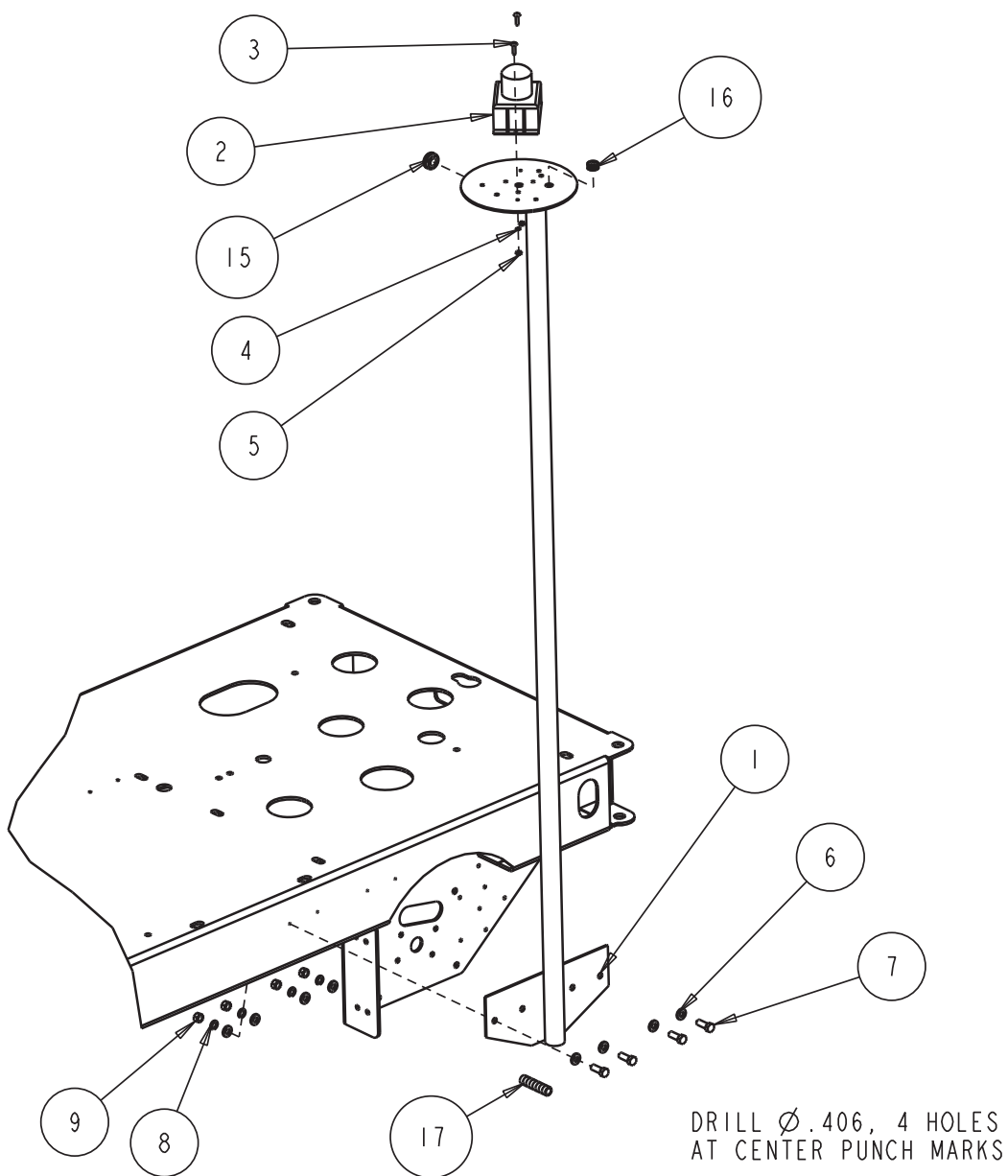
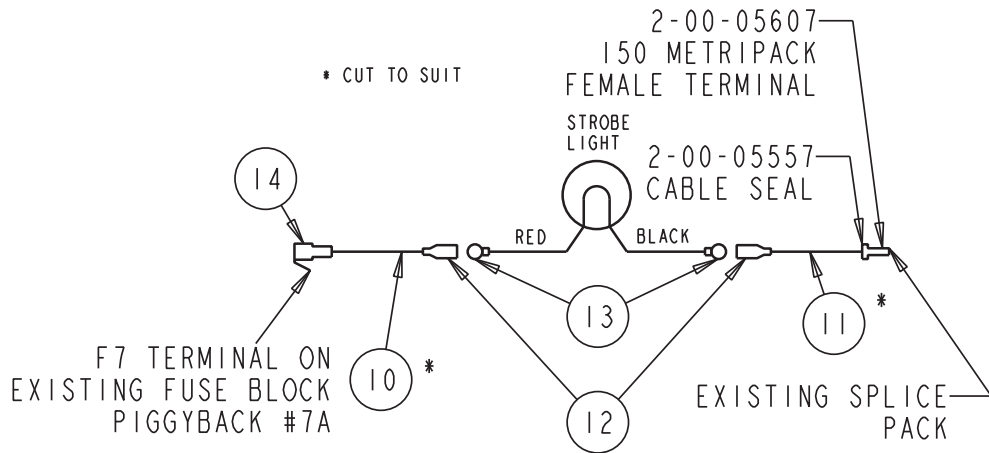
OPTIONS



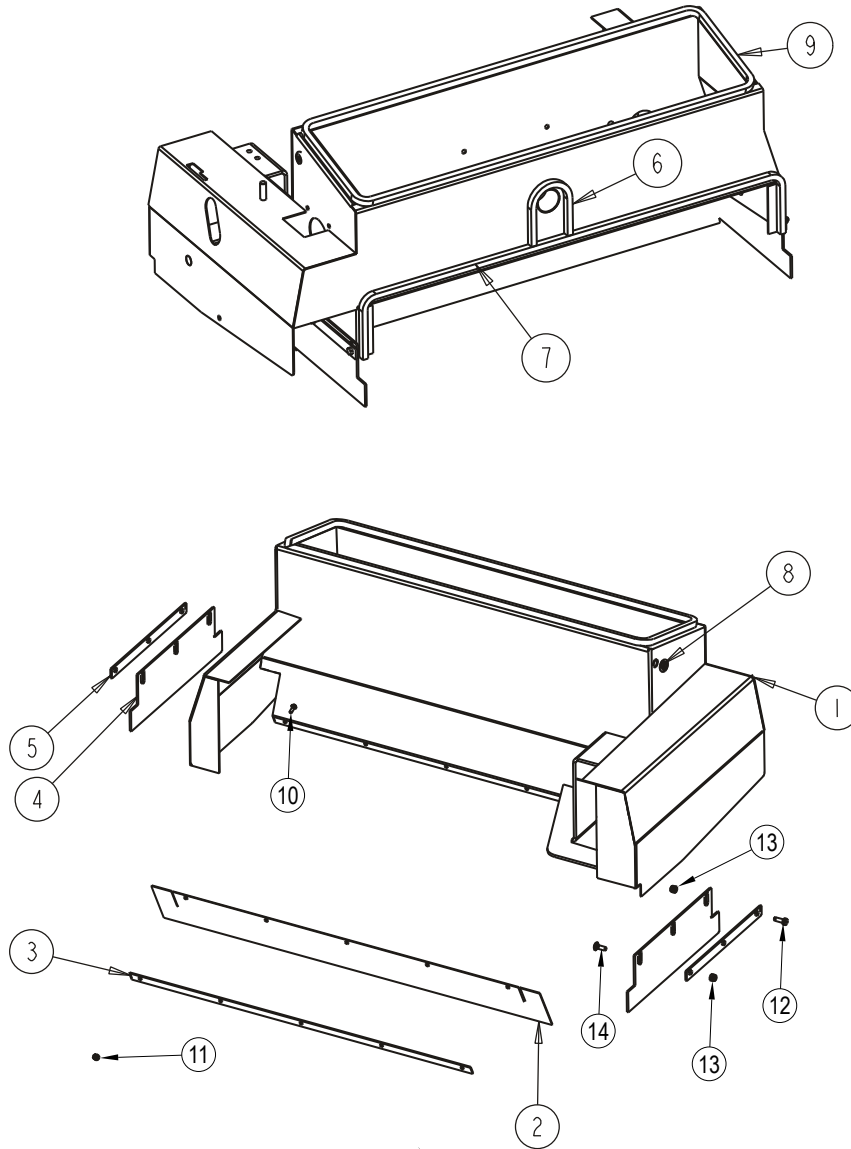
Item	Ref. No.	Qty	Description
			Option No. 0780-432
1	7-30-05086	1	Top-Ohg
2	7-30-05100	1	Leg-Ohg Rh
3	7-30-05101	1	Leg-Ohg Lh
4	2-95-04182	8	Fibre Nut
H48	2-00-00233	8	Screw, 3/8-16 X 1.000 Hhc
H52	2-00-00402	16	Flat Washer, .750 X .390 X .094
H57	2-00-00240	8	Screw, 1/2-13 X 1.250 Hhc
H65	2-00-04936	8	Nut, 1/2-13 Fibre Lock
H146	2-00-00420	16	Flat Washer, 1.000 X .516 X .063



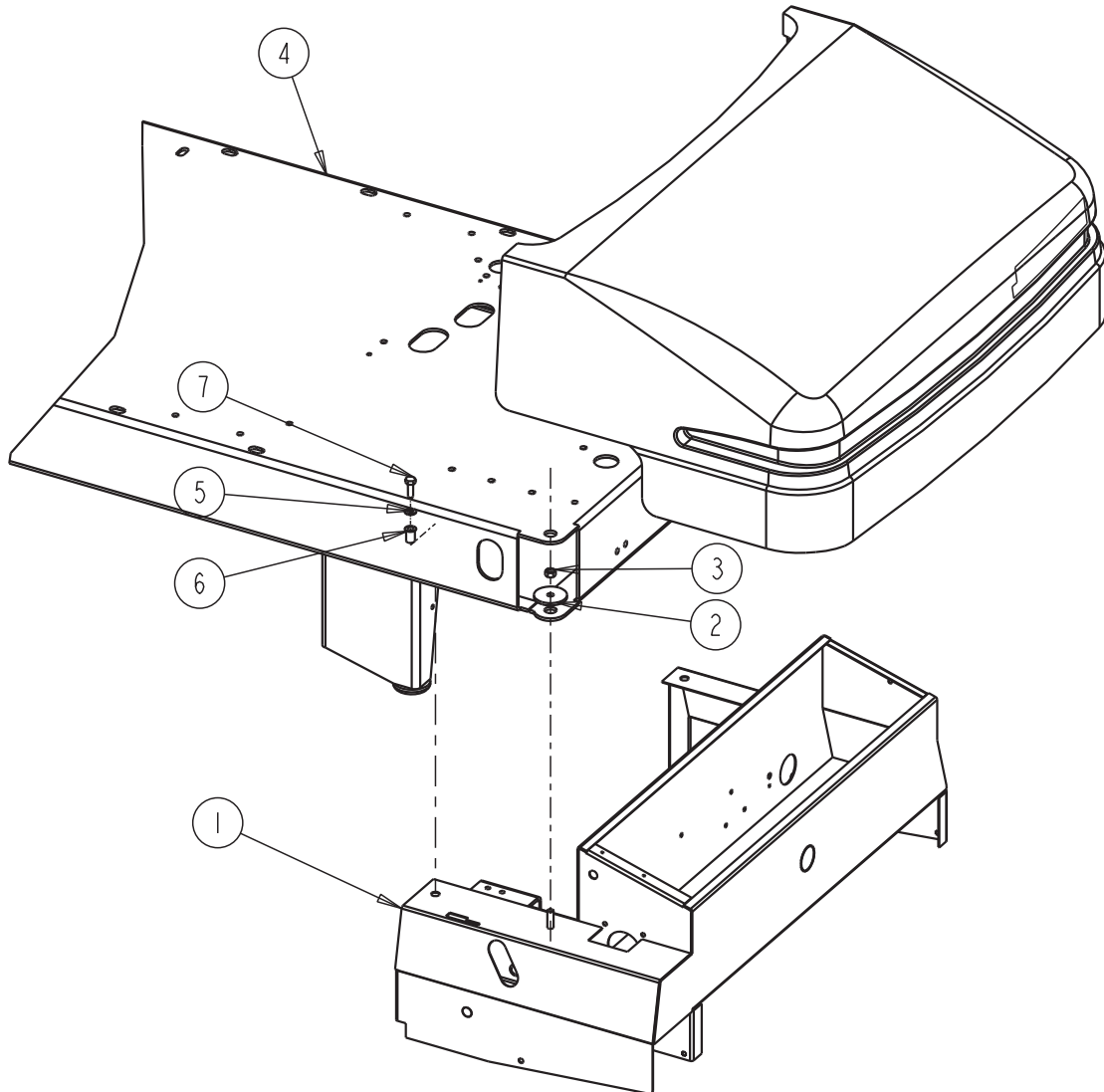
Item	Ref. No.	Qty	Description
			Option No. 0780-553
1	8-58-05228	1	Plate, Flasher Mounting
2	8-40-05036	1	Amber Strobe Light (12 To 80 Vdc)
3	2-00-03063	2	Screw, #10-24 X .75 Round Head
4	2-00-00512	2	Star Washer
5	2-00-00605	2	Nut, 10-24 Hex
6	2-00-00518	4	Lock Washer, 1/4 Helical Spring
7	2-00-00221	4	Bolt, 1/4-20 X 3/4 Lg, Finished
8	3-61-02014	1	Convuluted Tube (6 Ft.)
9	2-00-04345	4	Ty-Wrap
10	3-61-00193	1	Wire 16 Ga (Red, 10 Ft.)
11	3-61-00189	1	Wire 16 Ga (Black, 10 Ft.)
12	2-00-04626	2	Terminal (.156 Female)
13	2-00-04578	2	Terminal (.156 Male)
14	2-00-04741	1	Terminal



Item	Ref. No.	Qty	Description
			Option No. 0780-555
1	7-81-00203	1	Support, Warning Light
2	8-40-05036	1	Amber Strobe Light (12 To 80 Vdc)
3	2-00-03063	2	Screw, #10-24 X .75 Round Head
4	2-00-00512	2	Star Washer
5	2-00-00605	2	Nut, 10-24 Hex
6	2-00-00402	8	Washer, 25/64" Id X 3/4" Od
7	2-00-00233	4	Bolt, 3/8-16 X 1.00 Hex Head, Finished
8	2-00-02310	4	Lock Washer, 3/8 Helical Spring
9	2-00-02360	4	Nut, 3/8-16 Hex
10	3-61-00193	1	Wire 16 Ga (Red, 10 Ft.)
11	3-61-00189	1	Wire 16 Ga (Black, 10 Ft.)
12	2-00-04626	2	Terminal (.156 Female)
13	2-00-04578	2	Terminal (.156 Male)
14	2-00-04741	1	Terminal
15	2-00-03261	1	Grommet
16	2-00-00491	1	Grommet
17	3-61-02014	1	Convolutud Tube (6 Ft.)

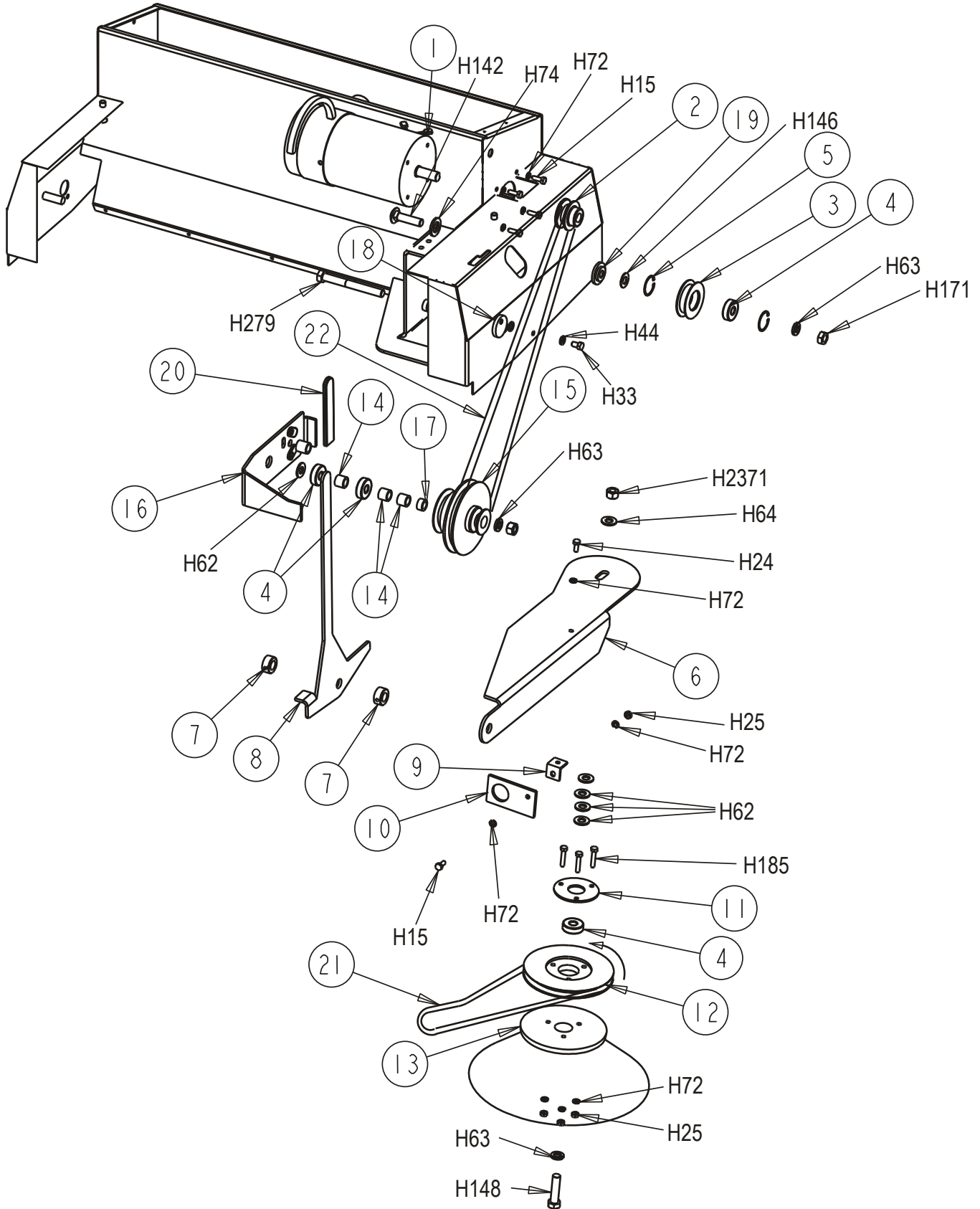


Item	Ref. No.	Qty	Description
Option No. 0780-607			
1	7-27-07193	1	Broom Housing
2	7-25-08080	1	Flap-Rear
3	7-13-07126	1	Clamp-Flap (Rear)
4	7-25-08081	2	Flap-Side
5	7-13-07194	2	Clamp-Side Sq
6	7-29-00253	1	Gasket-Hopper
7	7-29-00252	1	Gasket-Hopper
8	2-00-04341	1	Grommet
9	7-29-00251	1	Gasket
10	2-00-00049	5	Screw, # 10-24 X .500 Rhm
11	2-00-01246	5	Nut, Hex # 10-24 Fiber Insert
12	2-00-00221	1	Screw, 1/4-20 X .750 Hhc
13	2-00-00641	6	Nut, 1/4-20 Fiber Insert
14	2-00-03575	5	Carriage Bolt, 1/4-20 X .750

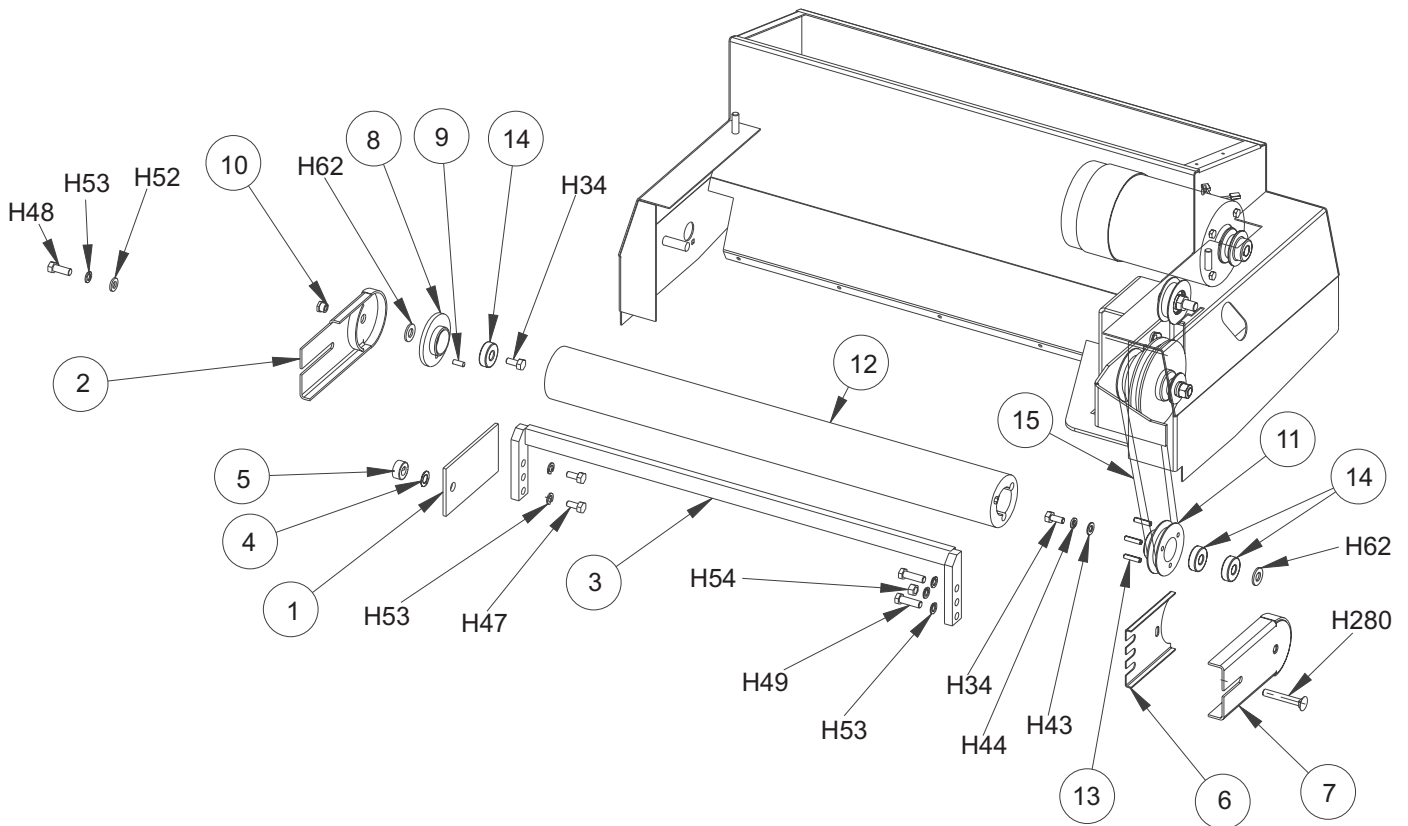


NOTE:
REMOVE (7-30-05105) WHEEL GUARD BEFORE INSTALLING PRESWEEP

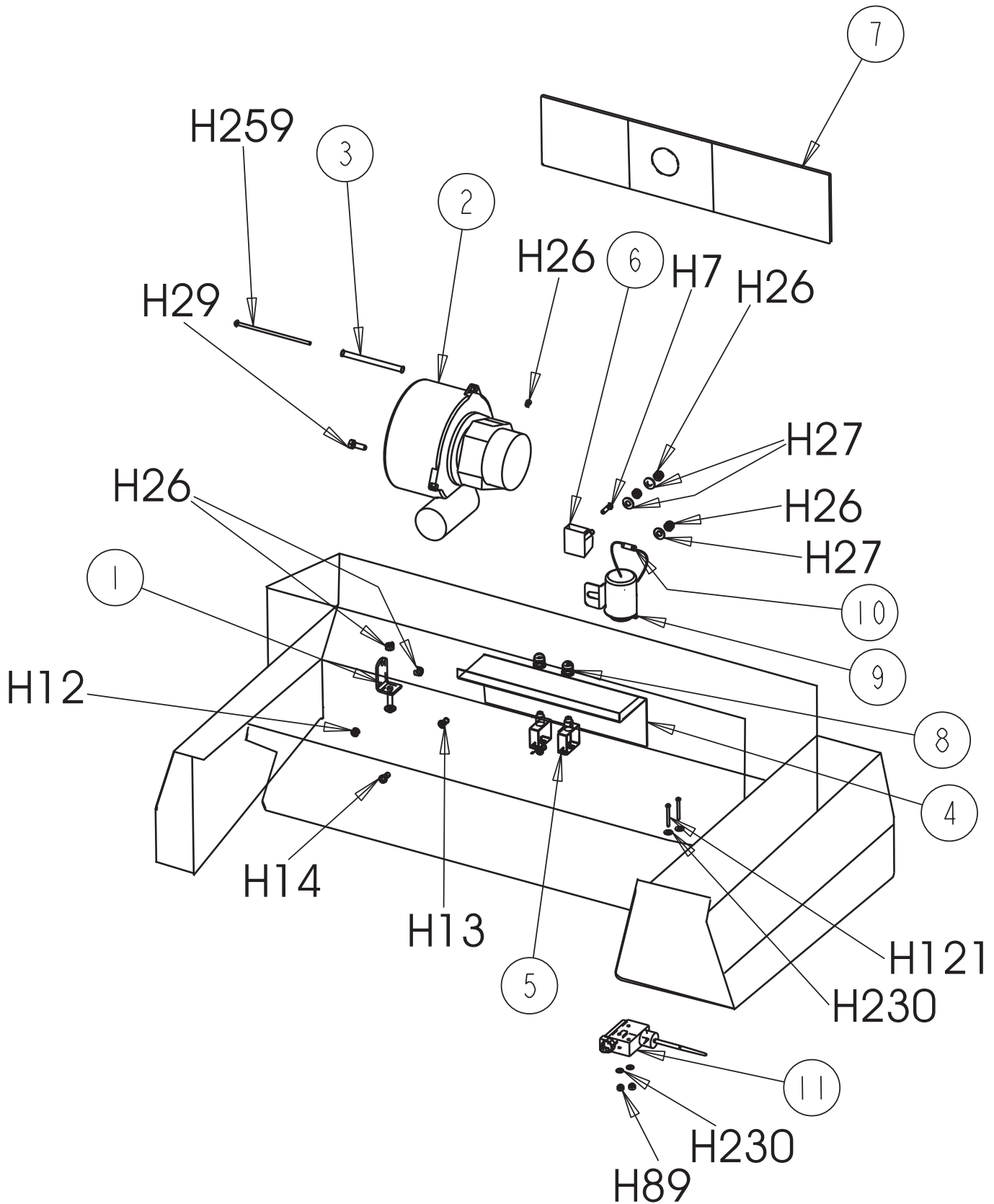
Item	Ref. No.	Qty	Description
Option No. 0780-607			
1	7-27-07193	1	Housing, Broom
2	2-95-04689	2	Washer, Axle
3	2-95-04182	2	Hex Nut, 3/8-16 Stop
4	7-27-07223	1	Main Frame Weldment
5	2-00-00409	2	Flat Washer, .687 X .344 X .062
6	2-00-05330	2	Threaded Insert, 5/16-18
7	2-00-02708	2	Screw, 5/16-18 X 1.00 Hex Head



Item	Ref. No.	Qty	Description
1	0782-110	1	Motor- 36 Vdc 1/2 Hp 1200 Rpm (Motor Brushes Pn: 0775-215 / 4 Required)
2	7-60-00158	1	Pulley-Motor
3	8-60-00161	1	Idler Pulley - Reverse
4	2-00-03306	4	Bearing-Ball
5	2-00-00532	2	Ring-Bearing Retainer
6	7-03-04184	1	Arm-Side Broom (Sweeper Option)
7	8-15-01002	2	Collar, W/Setscrew
8	7-41-05111	1	Lever-Brush Lift (Sweeper Option)
9	7-08-00223	1	Bracket
10	8-30-08021	1	Plate-Belt Guide
11	7-25-06030	1	Flange-Side Broom Pulley
12	7-60-00155	1	Pulley-Side Broom
13	7-08-03230	1	Side Broom
14	7-75-01139	3	Spacer-Pulley Shaft
15	7-60-00157-1	1	Pulley-Counter Shaft
16	7-81-00145	1	Support-Main Broom (Rh)
17	8-75-01044	1	Spacer
18	7-78-05027	1	Stop-Side Broom
19	7-75-01189	1	Spacer-Idler
20	7-31-06065	1	Handle
21	2-00-02111	1	V Belt (Side Broom)
22	2-00-05066	1	V Belt (Motor)
H15	2-00-00221	5	Screw, 1/4-20 X .750 Hhc
H24	2-00-00220	1	Screw, 1/4-20 X .625 Hhc
H25	2-00-00594	4	Nut, Hex 1/4-20 X .437 X .218
H33	2-00-00224	1	Screw, 5/16-18 X .500 Hhc
H44	2-00-00530	1	Lock Washer, 5/16 Hs Medium
H62	2-00-00405	6	Flat Washer, 1.063 X .531 X .094
H63	2-00-02312	3	Lock Washer, 1/2 Hs Medium
H64	2-00-02371	2	Nut, Hex. 1/2-13 X .750 X .437
H72	2-00-00518	10	Lock Washer, Helical Spring
H74	2-00-03170	1	Flat Washer, 1.500 X .750 X .125
H142	2-00-05244	1	Carriage Bolt, 1/2-13 X 2.000
H144	2-00-02303	1	Lock Washer Int.
H146	2-00-00420	1	Flat Washer, 1.00 X .516 X .063
H148	2-00-01778	1	Screw, 1/2-13 X 2.000 Hhc
H171	2-00-02371	1	Nut, Hex Jam .50-13 Stl
H185	2-00-02588	3	Screw, 1/4-20 X 1/125 Hhc Cad. Pi
H279	2-00-04914	1	Screw, .50-13 X 4.50 Hhc



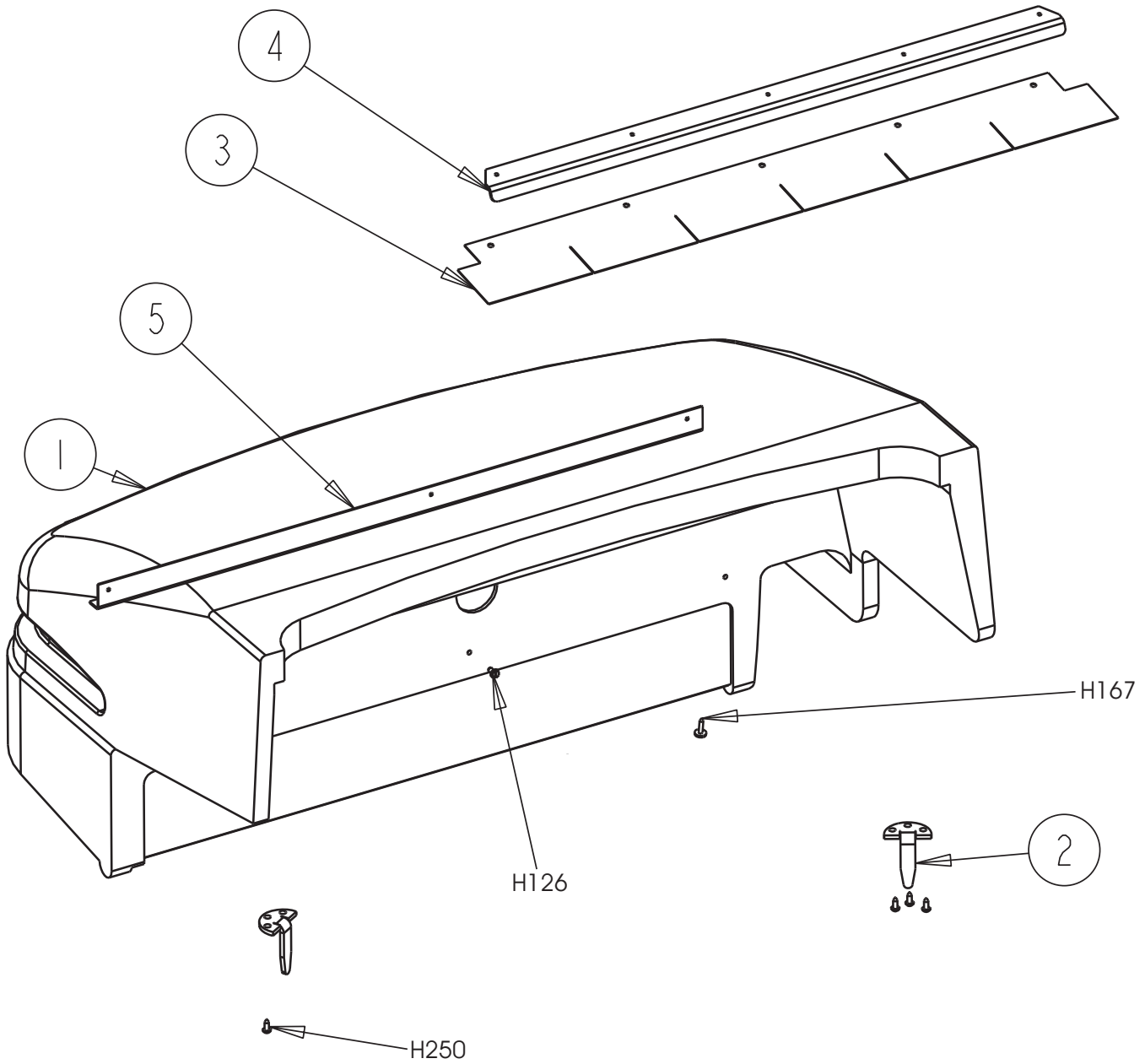
Item	Ref. No.	Qty	Description
1	7-81-00166	1	Support-Main Broom (Lh)
2	7-03-04185	1	Arm-Broom Lift (Lh)
3	7-81-00167	1	Yoke-Main Broom
4	2-00-03382	1	Spring Washer
5	2-00-03589	1	Collar
6	7-30-05104	1	Guard-Main Broom
7	7-03-04186	1	Arm-Broom Lift (Rh)
8	7-11-04011	1	Cap-Broom End
9	2-00-00875	1	Roll Pin
10	7-23-03056	1	Nut
11	7-60-00156	1	Pulley-Main Broom
12	7-08-03229	1	Broom-Main
13	2-00-03842	3	Pin-Roll 1/4 X 1
14	2-00-03306	3	Bearing-Ball
15	2-00-05365	1	V Belt
H34	2-00-00208	2	Screw, 5/16-18 X .750 Hhc
H43	2-00-00409	1	Flat Washer, .687 X .344 X .062
H44	2-00-00530	1	Lock Washer, 5/16 Hs Medium
H47	2-00-00232	2	Screw, 3/8-16 X .750 Hhc
H48	2-00-00233	1	Screw, 3/8-16 X 1.000 Hhc
H49	2-00-00209	2	Screw, 3/8-16 X 1.250 Hhc
H52	2-00-00402	1	Flat Washer, .750 X .390 X .094
H53	2-00-02310	6	Lock Washer, Helical Spring 3/8 Medium
H54	2-00-02360	1	Nut, 3/8-16 Hex
H62	2-00-00405	2	Flat Washer, 1.063 X .531 X .094
H280	2-00-00187	1	Carriage Bolt, .38-16 X 2.50



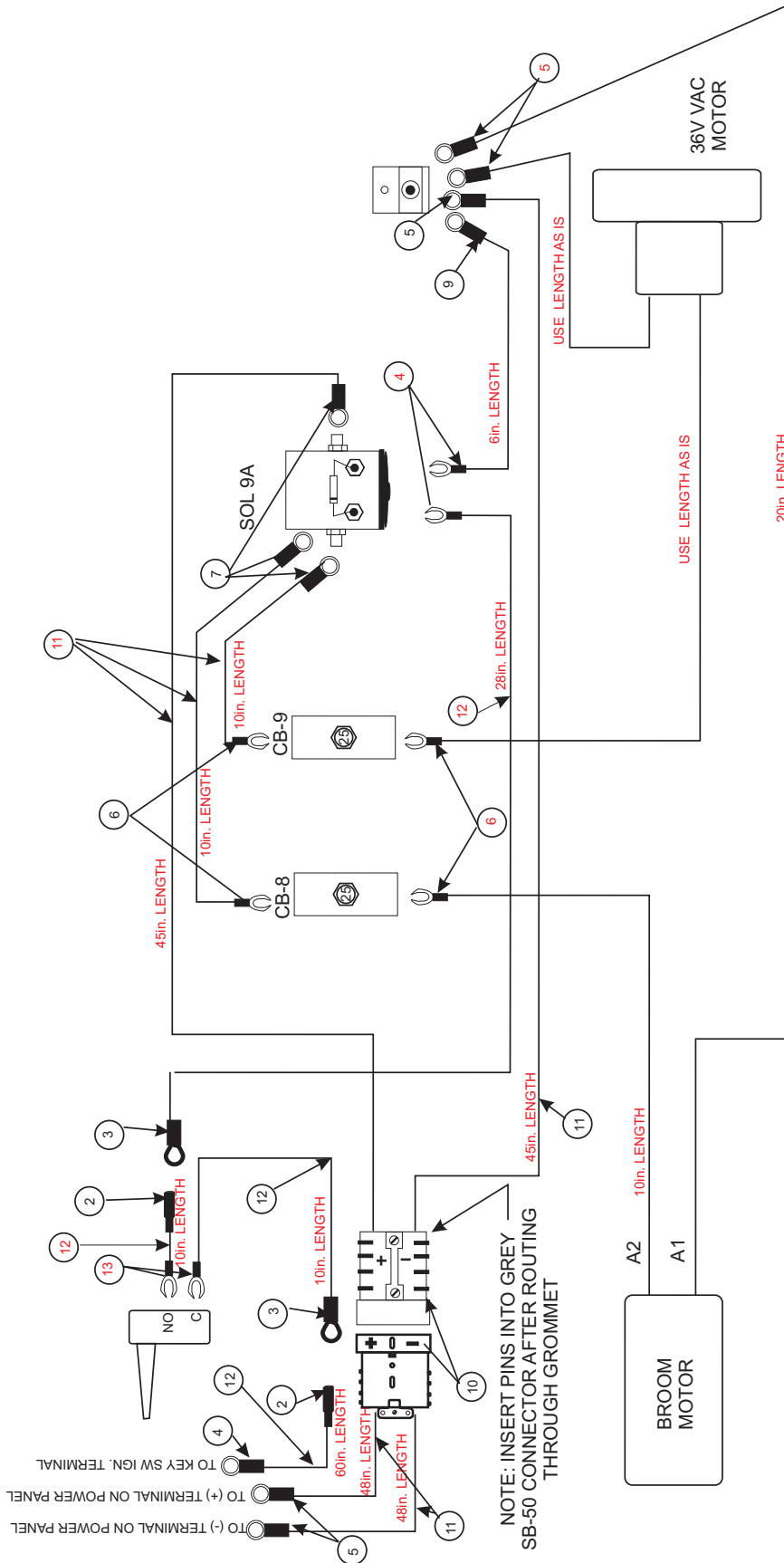
Item	Ref. No.	Qty	Description
1	7-08-00924	1	Brkt-Vac Mtg
2#	56377470	1	Vac Fan
[]#	56377001	1	Carbon Brush Set
3	7-75-01128	1	Spacer
4	7-16-07408	1	Cover-C.B. Mtg
5	7-64-00025	2	Circuit Breaker- 25 Amp
6	8-06-05004	1	Terminal Block
7	7-24-04052	1	Filter Bag
8	56459369	2	Cap-Clear Boot
9	2-00-04825	1	Solenoid
10	0775-159	1	Diode
11	8-82-00058	1	Switch
H7	2-00-00056	1	Screw, # 10-24 X .750 Rhm
H12	2-00-01246	1	Nut, Hex Fiber Insert #10-24
H13	2-00-00054	2	Screw, 1/4-20 X .500 Rhm
H14	2-00-00220	2	Screw, 1/4-20 X .500 Hhc
H25	2-00-00594	1	Nut, Hex 1/4-20 X .437 X .218
H26	2-00-00641	6	Nut, 1/4-20 Insert Fiber
H27	2-00-03702	4	Washer, .625 X .281 X .063
H89	2-00-01372	2	Nut, Fiber Insert # 8-32 Steel
H121	2-00-00090	2	Screw, # 8-32 X 1.500 Rhm
H172	2-00-04986	1	Screw, 1/4-20 X 4.500
H229	2-00-01490	1	Screw, 1/4-20 X .875 Hhc Stl
H230	2-00-00466	4	Flat Washer, .625 X .203 X .031

[] = Not Shown

= Revised or new since last update

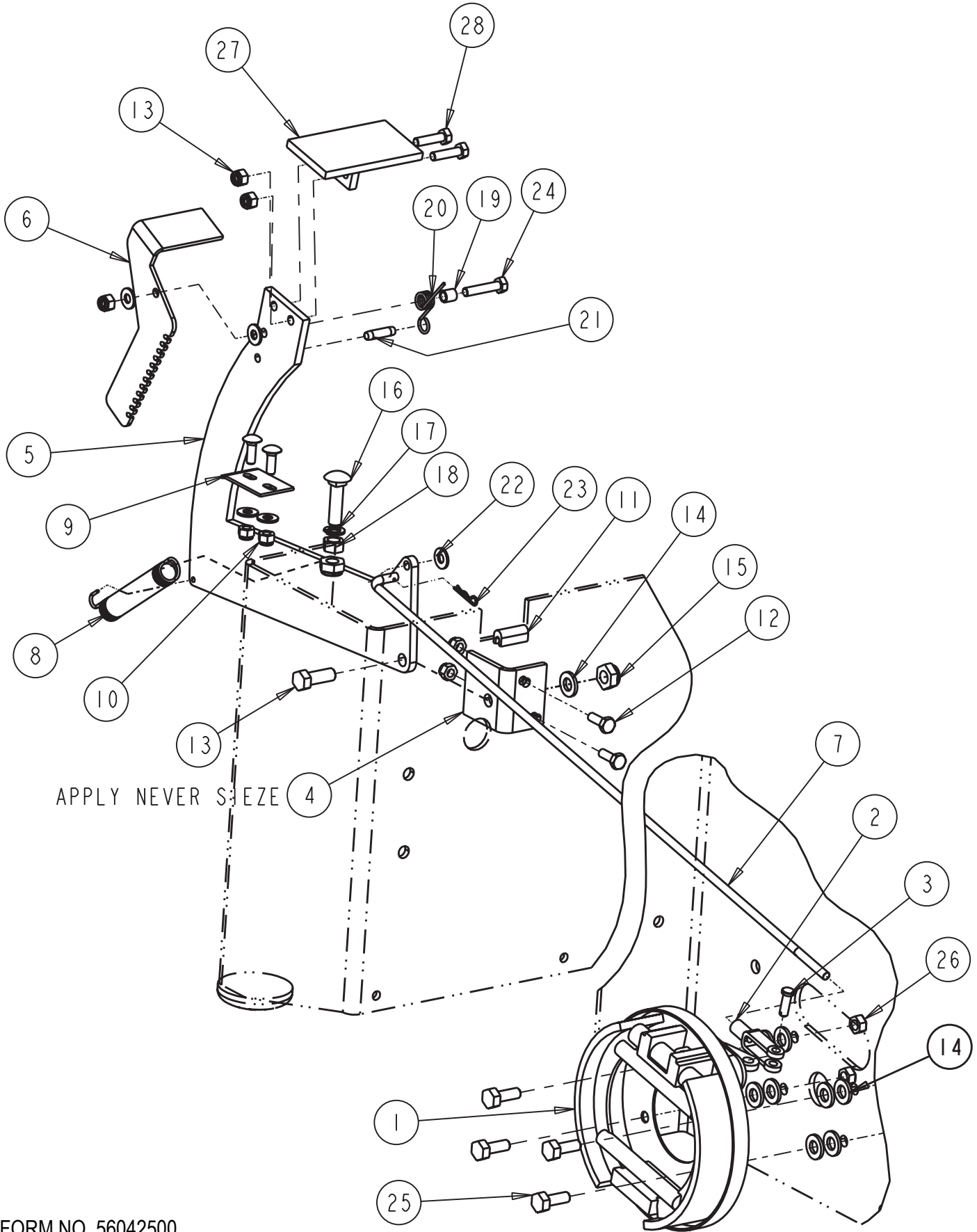


Item	Ref. No.	Qty	Description
1	7-32-06022	1	Hopper (Plastic)
2	7-55-08160	2	Pin-Hopper Guide
3	7-25-08079	1	Flap-Hopper
4	7-13-07193	1	Clamp-Hopper Flap
5	7-08-00950	1	Brkt-Stiffener
H126	2-00-03466	3	Screw, #10-24 X .500
H167	2-00-04312	5	Screw, #10-24 X .625 T/C Hex Hd
H250	2-00-04968	6	Screw, T/Frh #14-10 X 1.000 Type A



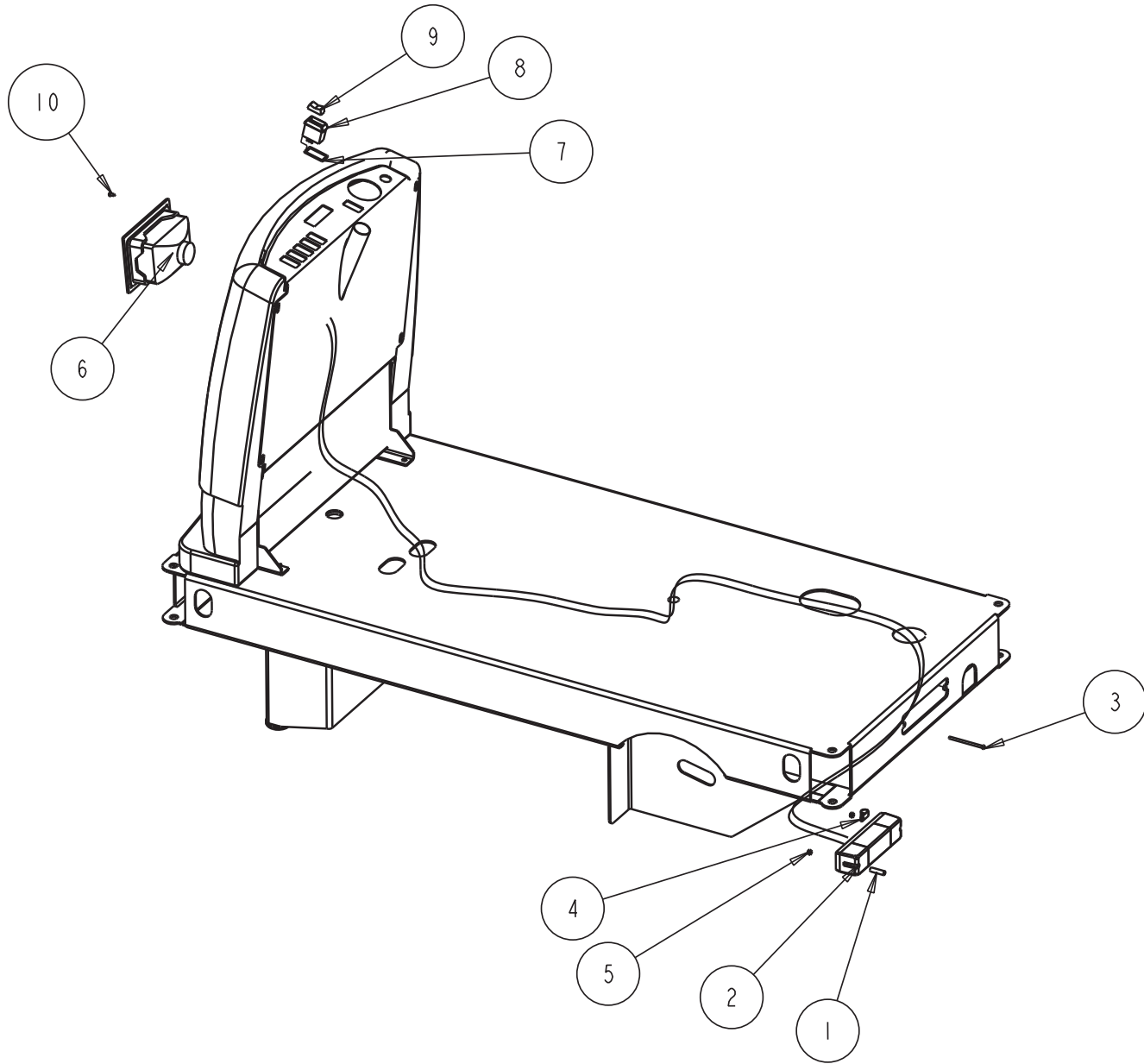
Item	Ref. No.	Qty	Description
2	2-00-04626	2	Term.-.156 Fem.Bullet
3	2-00-04578	2	Term.-.156 Male Bullet
4	2-00-04281	3	Term.-#10 Ring
5	2-00-04859	5	Term.-.25 Ring
6	2-00-04714	4	Term.-#6ss
7	2-00-04284	3	Term.-.31 Ring
9	2-00-02010	1	Term.-.25 Ring
10	2-00-05411	2	Sb-50 Connectors
11	3-61-00043	18ft	Wire-10 Awg
12	3-61-00189	10ft	Wire-16 Awg
13	2-00-04808	2	Term.-#8 SS

NOTE: Tie All Wires Together As Needed Using Tie-Raps Cut Lengths Of Items #11 & 12 As Needed



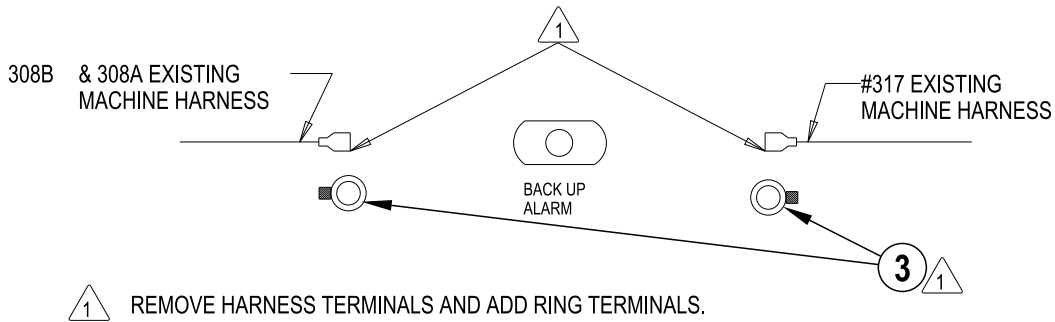
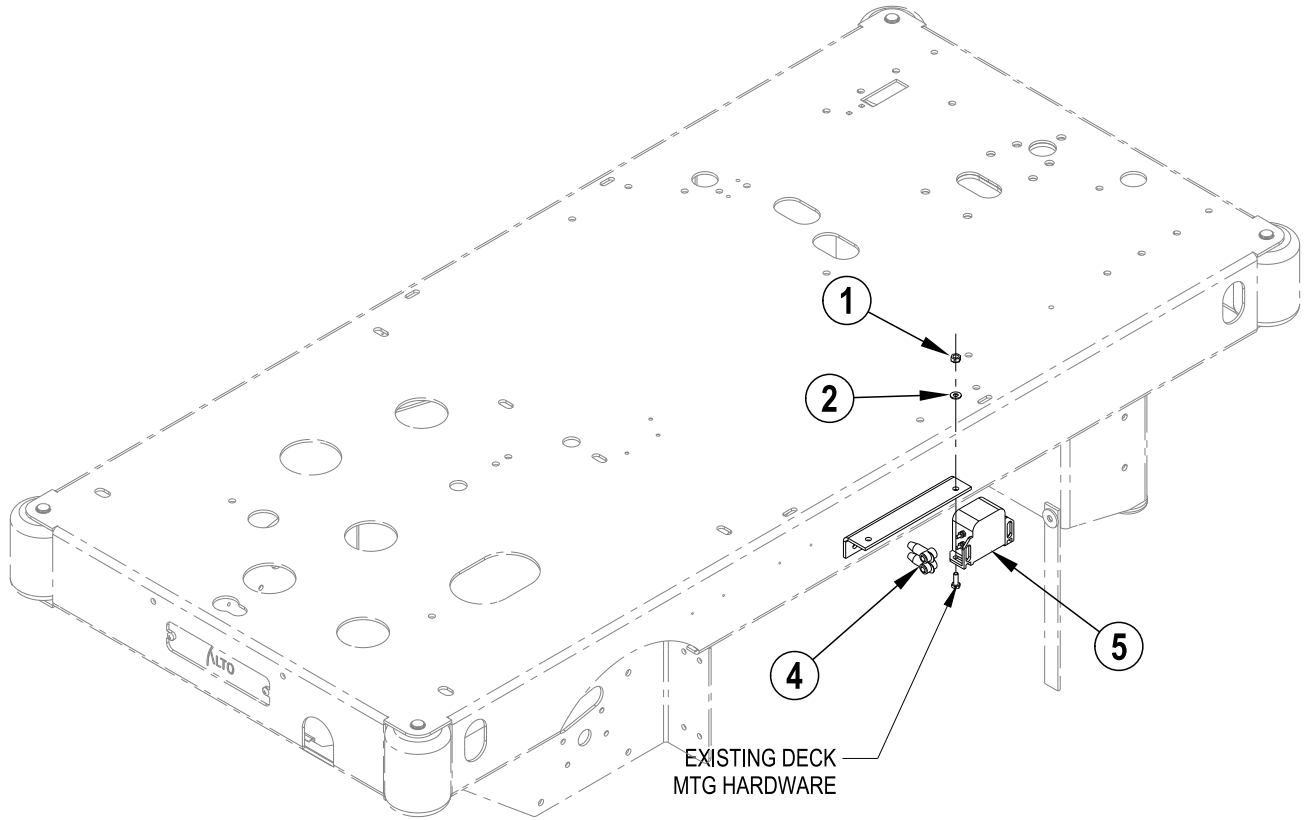
Item	Ref. No.	Qty	Description
			Option No. 0780-552
1	0860-636	1	Brake -Lh
2	8-14-01006	1	Clevis
3	2-00-04909	1	Pin, 1/4 X 3/4 Lg
4	7-08-01146	1	Bracket, Brake Pivot
5	7-55-00040	1	Pedal, Brake
6	7-55-05070	1	Pedal, Parking Brake
7	7-66-00204	1	Rod-Brake Lh
8	8-76-00054	1	Spring
9	7-13-07226	1	Clip-Parking Brake
10	2-00-00641	7	Nut, Fiber Insert 1/4-20
11	8-21-04048	1	Edging - Broom Chamber
12	2-00-00221	2	Bolt-Hex Head, Finished, 1/4-20x3/4 Lg
13	2-00-00233	1	Bolt-Hex Head, Finished, 3/8-16 X 1.00
14	2-00-00402	9	Washer, 25/64" Id X 3/4" OD
15	2-00-00643	2	Locknut-Elastic, 3/8-16
16	2-00-03750	Ref.	Bolt, 3/8-16 X 1.5" Carriage
17	2-00-02310	1	Washer-Lock, 3/8", Helical Spring
18	2-00-02360	1	Nut, Hex, 3/8-16
19	8-09-01069	1	Spacer, .259 Id X .355 Od X .375 Lg
20	7-76-00013	1	Spring-Squeegee Release Pedal
21	2-00-05916	1	Pin, Coiled Spring
22	2-00-03702	5	Washer, .625 X .281 X .063
23	2-00-05249	1	Hair Pin (Cotter)
24	2-00-00222	1	1/4-20 X 1.25 Lg Hex Head Screw
25	2-00-01255	4	5/16-18 X 7/8 Lg Hex Head Screw
26	2-00-00644	4	Nut, Hex, Insert Fiber, 5/16-18
27	7-55-00041	1	Pedal, Brake
28	2-00-00205	2	Bolt, 1/4-20 Finished Hex Head
[]	8-50-05063	1	Pad, Brake Pedal
[]	8-50-05030	1	Pad, Brake Lock

[] = Not Shown

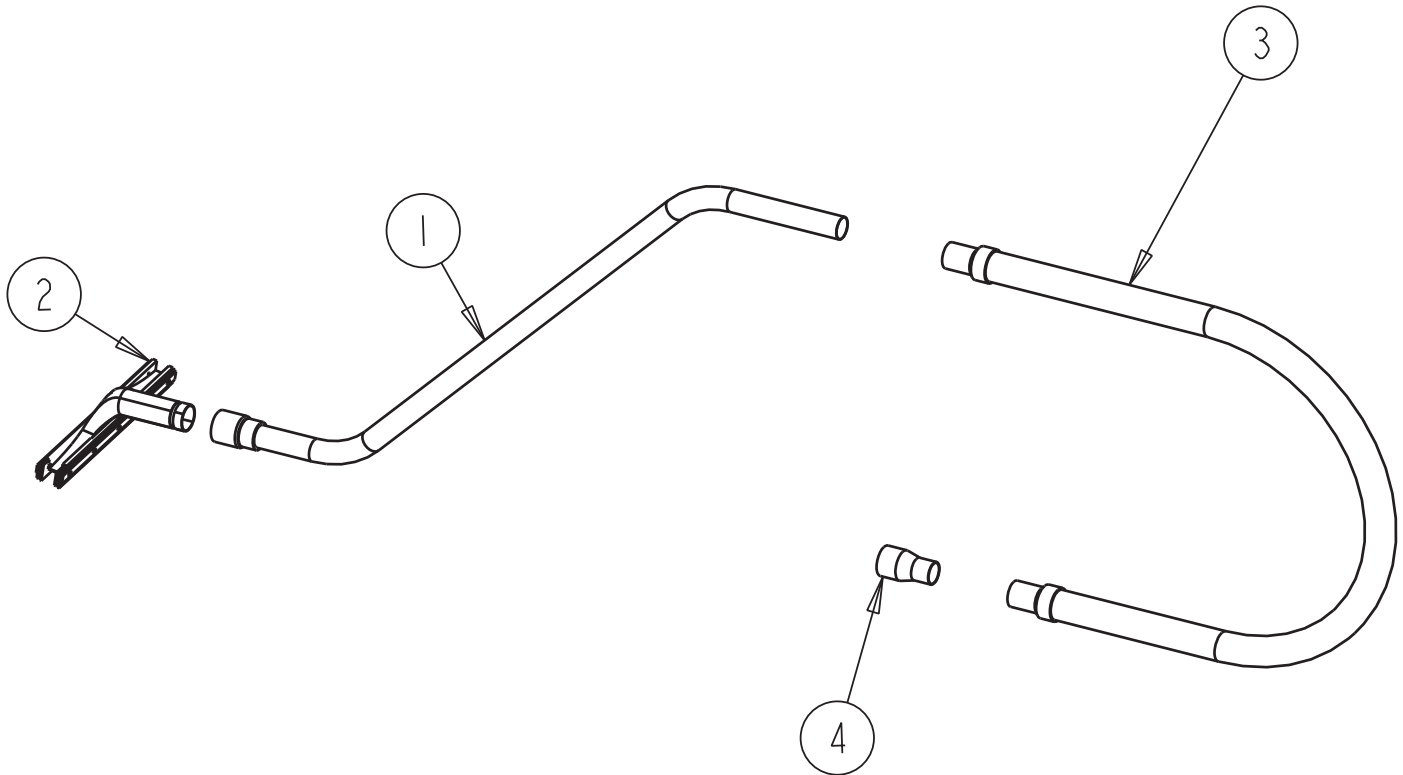


Item	Ref. No.	Qty	Description
Option No. 0780-557			
1	8-75-01207	2	Spacer-Taillight Mtg
2	8-40-05044	1	Tail Light, 12V
3	2-00-02933	2	Screw
4	2-00-04210	1	Clamp
5	2-00-01246	2	Nut-#10-24 Elastic Stop Nut
6	8-40-05052	1	Head Light
7	2-00-05869	1	Gasket, Switch
8	2-00-05827	1	Switch Body
9	2-00-05837	1	Actuator, Light Package
10	2-00-03466	4	Screw #10 X 16.50 Zn Self Tapping
[]	56109402	1	Light Package Harness

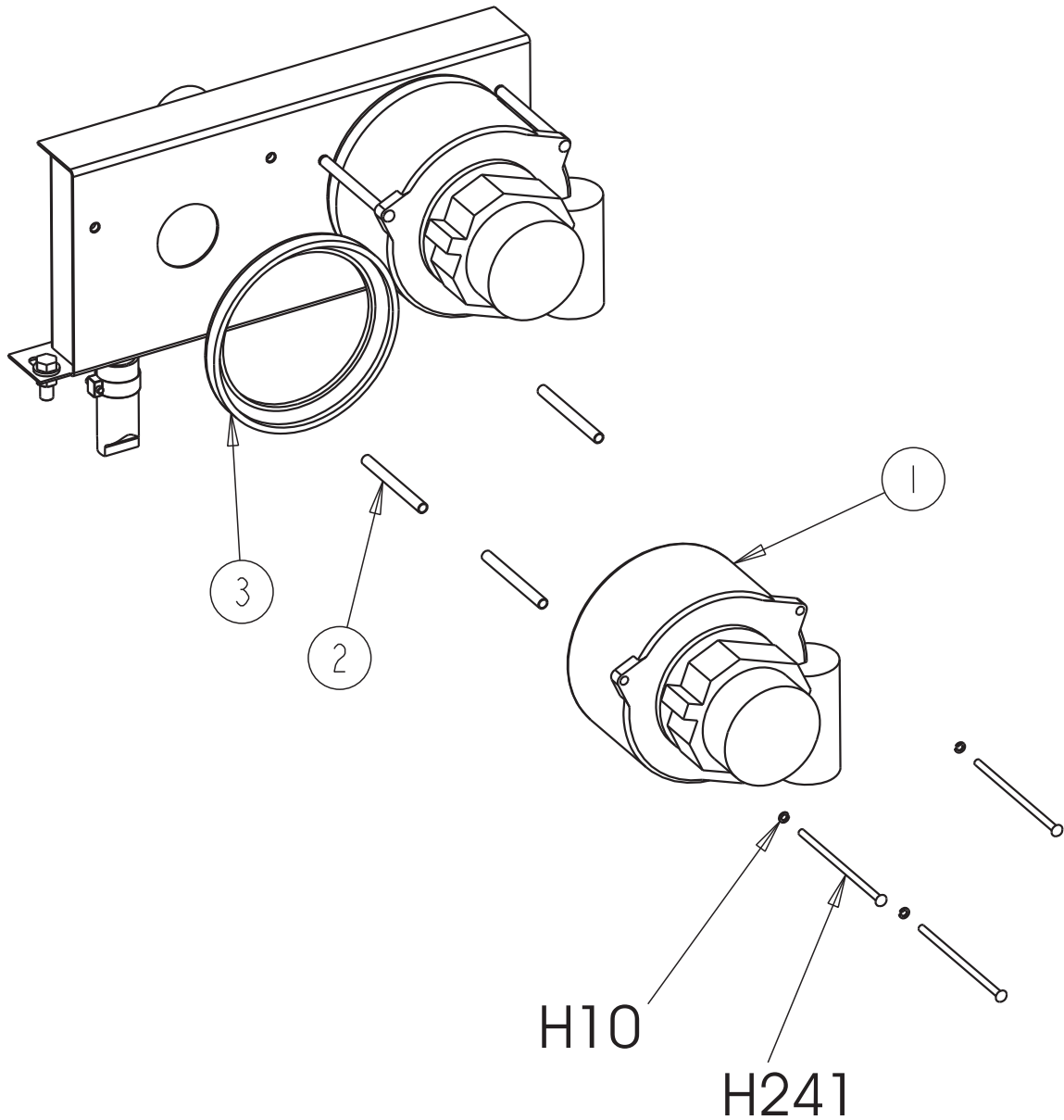
[] = Not Shown



Item	Ref. No.	Qty	Description
Option No. 0780-551 (Standard Feature)			
1	2-00-00644	1	Hex Nut, 5/16-18 Insert Fiber
2	2-00-03702	1	Washer, .625 X .281 X .063
3	2-00-00828	2	Ring Terminal
4	56409538	2	Insulator, Terminal
5	56409232	1	Back Up Alarm



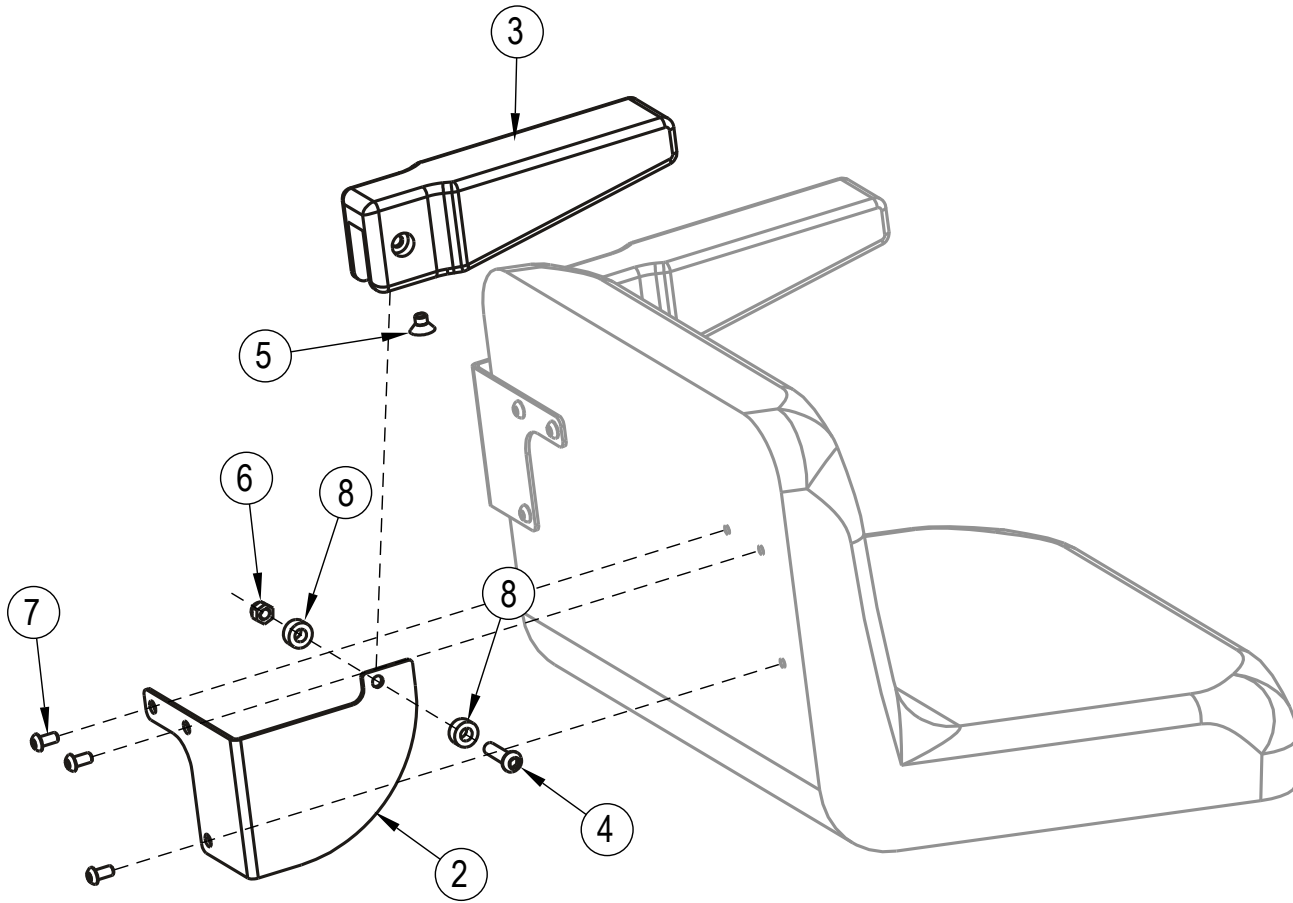
Item	Ref. No.	Qty	Description
			Option No. 0780-429
1	639804	1	Wand Assembly
2	638828	1	Tool, Squeegee
3	634118	1	Hose-Vac
4	7-03-00044	1	Adapter-Transition



Item	Ref. No.	Qty	Description
Option No. 0780-427			
2#	56377470	1	Vac Fan
[]#	56377001	1	Carbon Brush Set
2	7-75-01184	3	Spacer
3	2-22-00003	1	Motor Mounting Ring
4	7-64-00032	1	Circuit Breaker – 50A
5	2-00-05065	2	Terminal-Wire Nut (Blue) (Note 3)
6	2-00-01862	2	Terminal-#10 Ring
H10	2-00-00519	3	Lock Washer, #10 Medium Hs
H241	2-00-05395	3	Screw, Rhm 25-20 X 4.00 Zinc

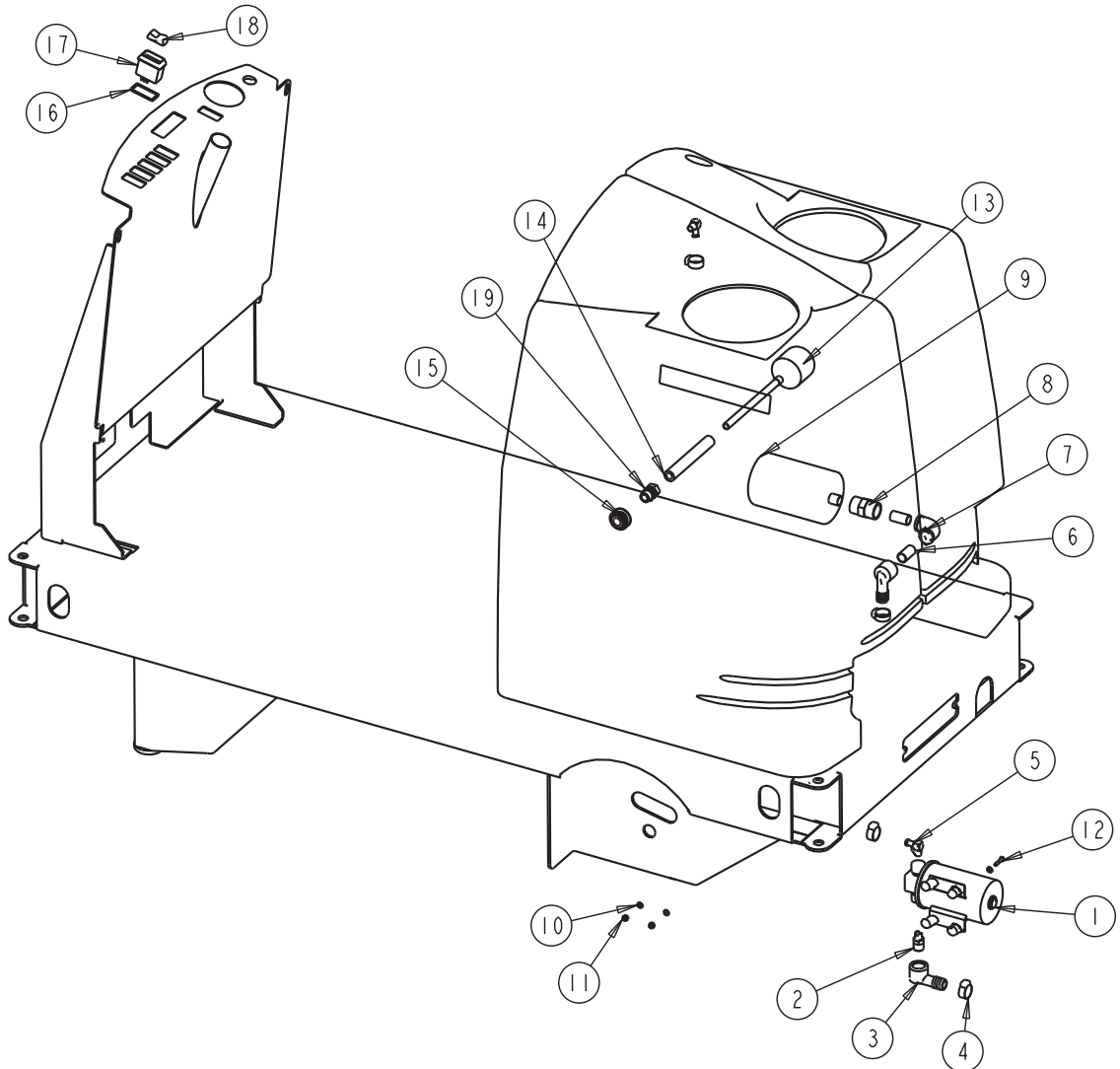
[] = Not Shown

= Revised or new since last update

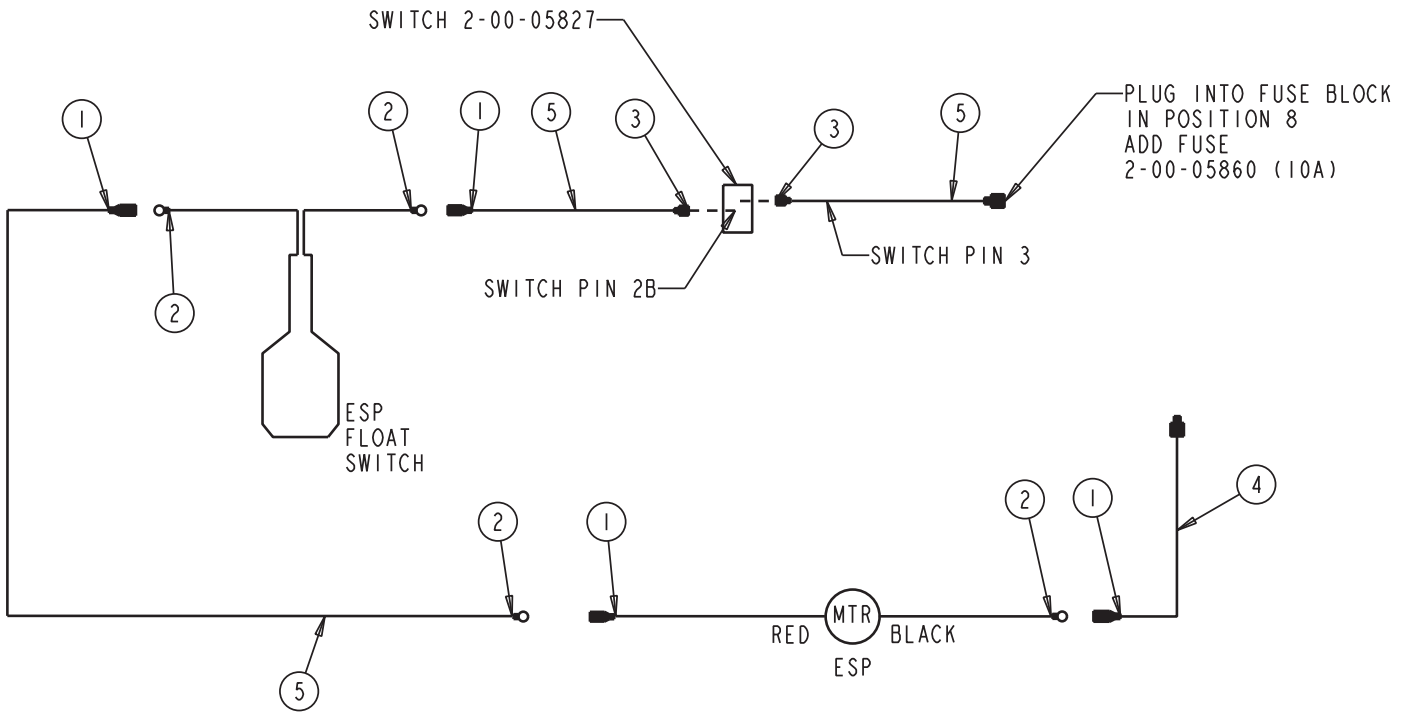


Item	Ref. No.	Qty	Description
Option No. 7-69-00005			
[1]	Ref	1	Left Arm Bracket
2	Ref	1	Right Arm Bracket
3	Ref	2	Molded Arm Rest
4	Ref	2	3/8-16 X 1.50 Lg Bhscs
5	Ref	2	3/8-16 X .50 Lg Fhscs
6	Ref	2	3/8-16 Center Lock Acorn Nut
7	Ref	6	5/16-18 X .63 Lg Bhscs
8	Ref	4	Nylon Spacer

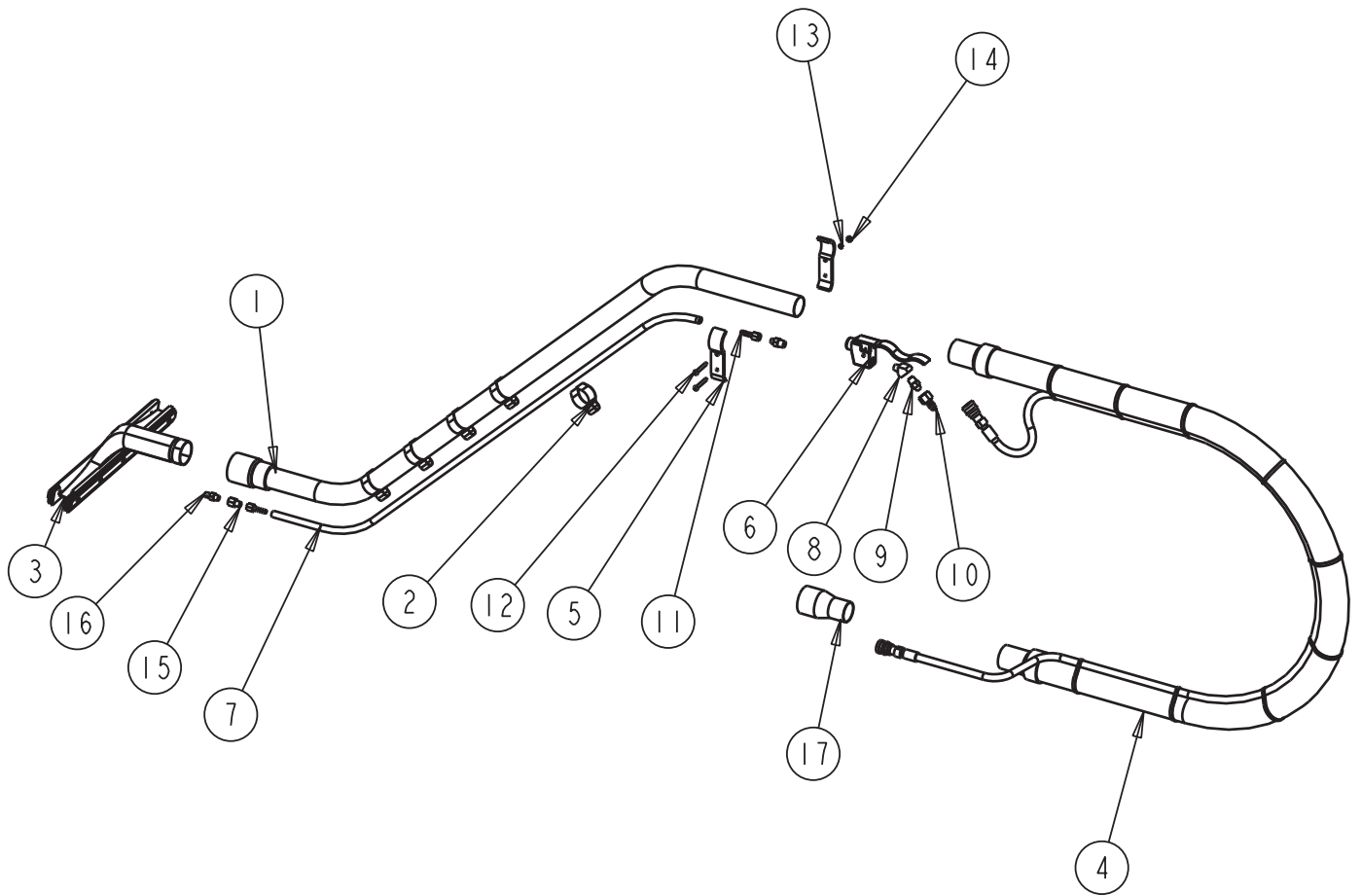
[] = Not Shown



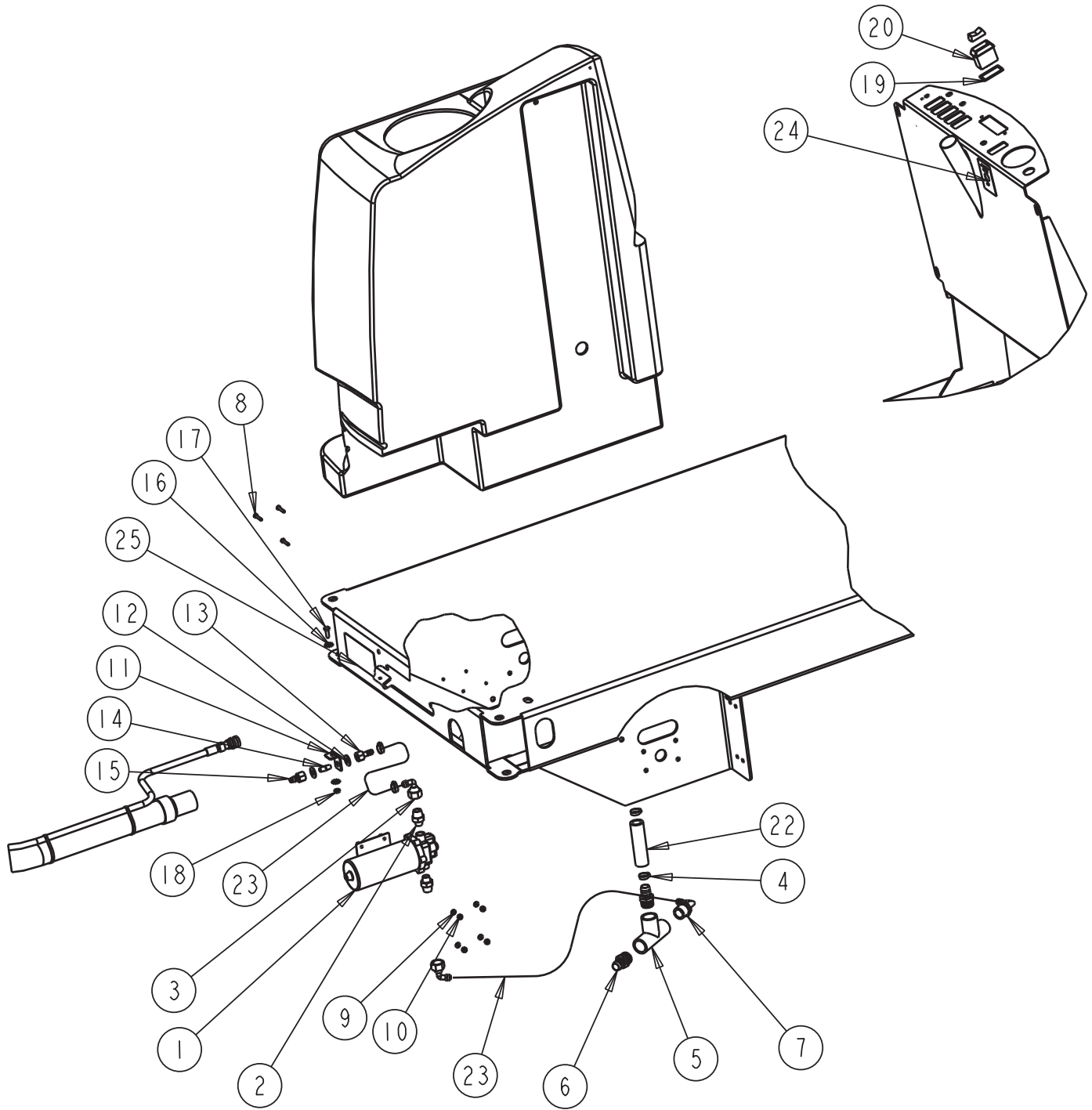
Item	Ref. No.	Qty	Description
Option No. 0780-556			
1	7-60-05013	1	Pump-Recycling (36 Vdc)
2	7-25-02062	1	Fitting-Reducer Nipple
3	2-00-05132	2	Fitting-Elbow
4	2-00-03407	4	Hose Clamp- Witteck #10p
5	7-25-02061	2	Fitting
6	2-00-05131	2	Fitting-Nipple
7	2-00-05083	1	Fitting- 90 Degree 3/4 Npt Elbow
8	2-00-04736	1	Pipe Connector
9	7-24-04038	1	Filter-Pump Inlet
10	2-00-00426	8	Washer-Flat .500 X .219 X .063
11	2-00-01246	4	Nut-#10-24 Elastic Stop Nut
12	2-00-00039	4	Screw #10-24
13	0775-164	1	Float Switch (Gray)
14	7-87-02191	1	Tube-Float Switch
15	7-09-01124	1	Bulkhead Fitting
16	2-00-05869	1	Gasket, Switch
17	2-00-05827	1	Switch Body
18	2-00-05838	1	Actuator, Esp
19	7-09-01122	1	Bushing



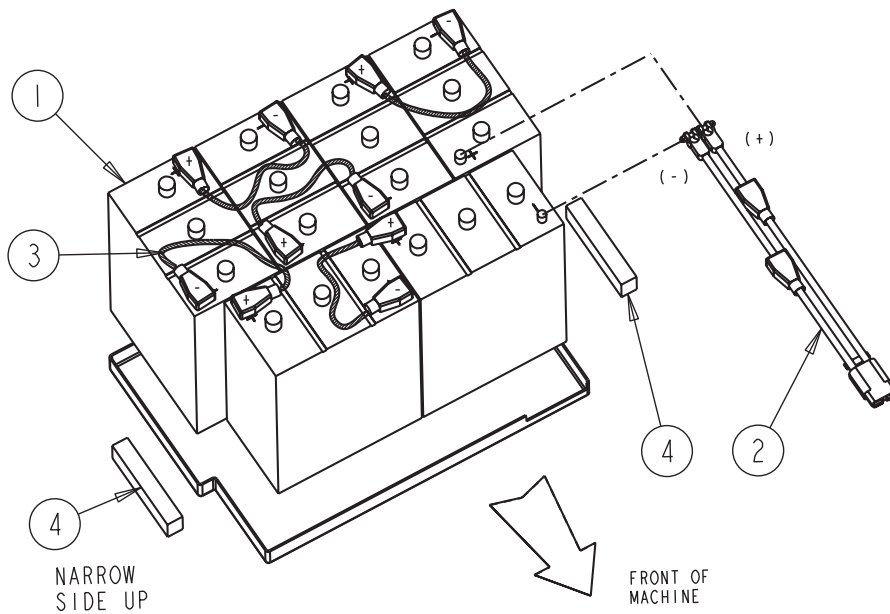
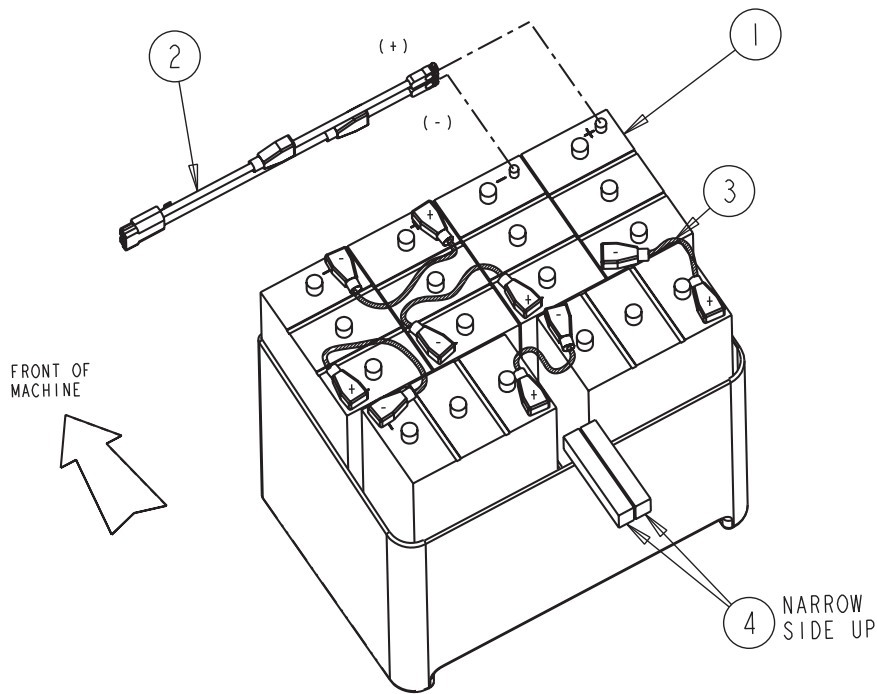
Item	Ref. No.	Qty	Description
1	2-00-04626	4	Terminal (.156 Female)
2	2-00-04578	4	Terminal (.156 Male)
3	2-00-03418	3	Terminal-.25 Fiso Female
4	3-61-00189	1	Wire-16ga (Black)
5	3-61-00193	1	Wire-16ga (Red)



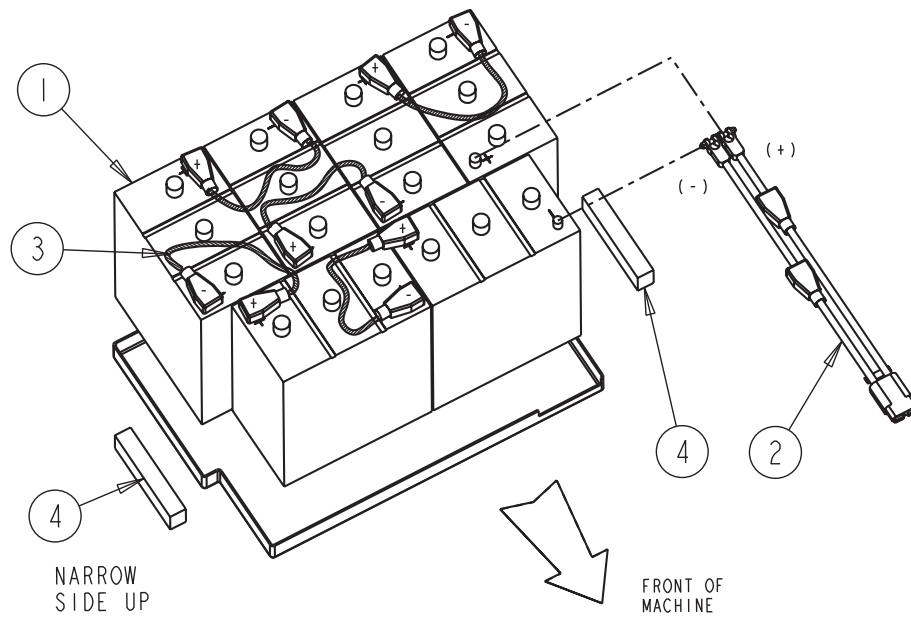
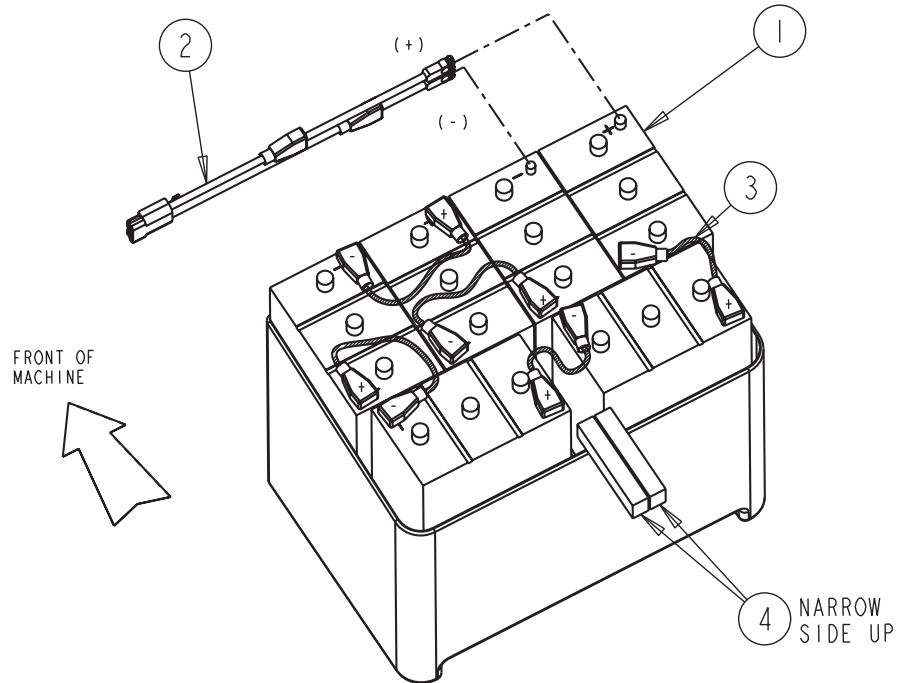
Item	Ref. No.	Qty	Description
Option No. 0780-558			
1	639804	1	Wand Assembly
2	7-13-07140	5	Clamp, Hose
3	638828	1	Tool Assembly
4	0261-029	1	Hose Assembly
5	7-13-07139	2	Clamp, Valve
6	7-88-00058	1	Valve-Solution 1/4 Npt
7	7-33-02306	1	Hose, Solution Feed
8	8-56-05026	1	45 Street Elbow
9	2-00-05206	2	Reducer-Male Pipe 1/4 X 1/8
10	56220055	1	Plug
11	2-00-05207	2	Adapter, 1/4 Hose X 1/8 Npt
12	2-00-00089	2	Screw #10-24 X1.5 Lg, Rhm
13	2-00-04686	2	Washer
14	2-00-00605	2	Nut-#10-24 Hex
15	2-00-05208	1	Adapter- 1/8 Pipe, Brasse
16	7-50-01002	1	Spray Nozzle
17	7-03-00044	1	Adapter-Transition



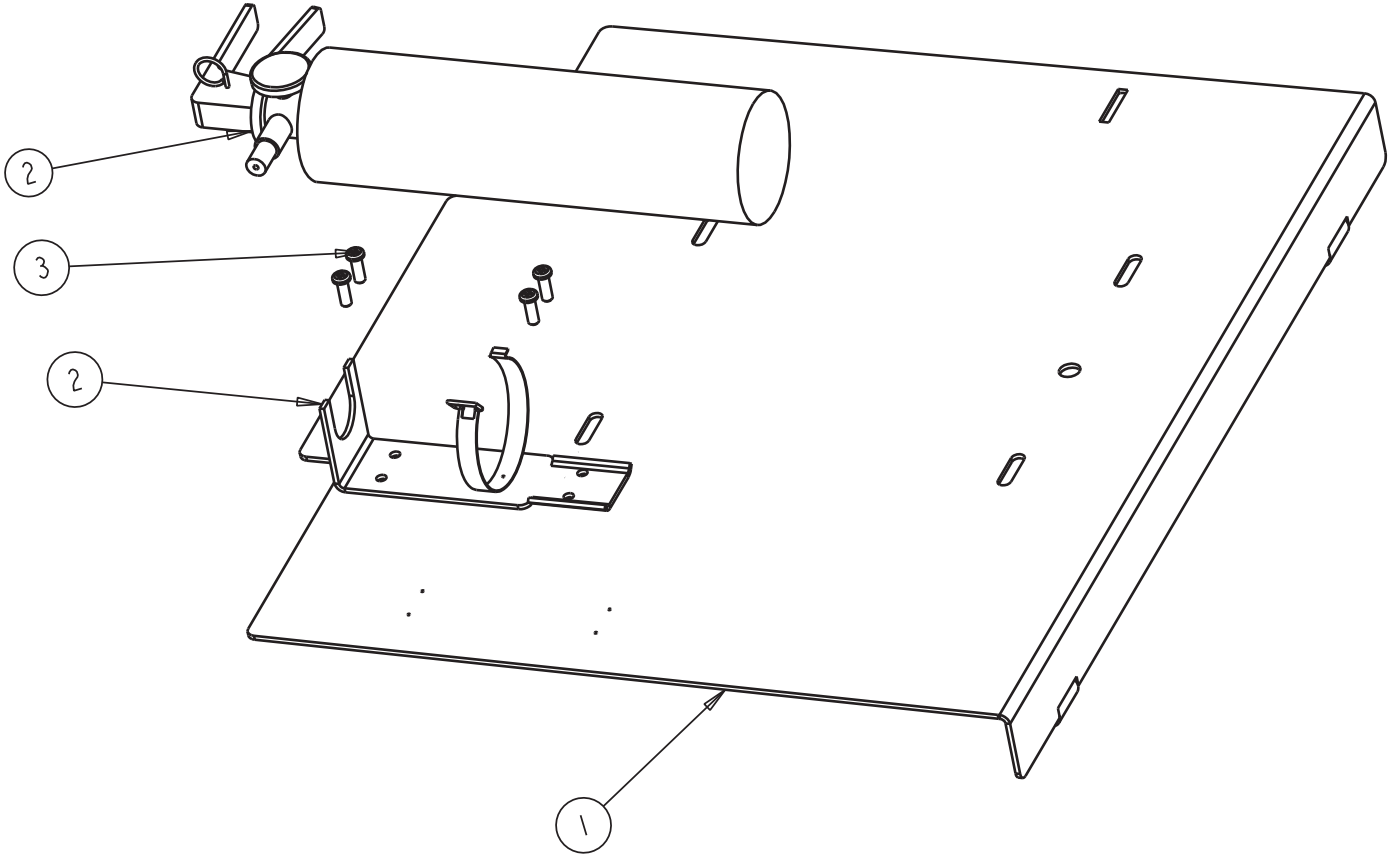
Item	Ref. No.	Qty	Description
1	7-60-05017	1	Pump-Water 36 Vdc
2	7-03-00047	2	Adapter-Plastic 3/8-1/2 Npt
3	7-25-02073	2	Fitting-90 Degree Elbow 1/2 Npt X 3/8 Barb
4	2-95-04388	4	Clamp, Hose
5	7-25-02037	1	Fitting-Plastic (Tee)
6	7-25-02012	2	Fitting, 3/4" Npt X 3/4" Barbed
7	2-00-04655	1	Fitting-90 Degree Elbow (Nylon)
8	2-00-00039	4	Screw #10-24
9	2-00-00460	4	Washer-Flat .438 X .192 X .031
10	2-00-01246	4	Nut-#10-24 Elastic Stop Nut
11	7-08-00769	1	Bracket-Hose Connection
12	2-00-00415	2	Washer, .94id X .47odx.062
13	50300A	1	Adapter- 3/8 Hose Barb X 1/8 Npt (F)
14	2-00-03875	1	Close Nipple (Brass)
15	56220055	1	Plug
16	2-00-00503	2	Washer, Lock 1/4-20
17	2-00-00221	1	Bolt-Hex Head, Finished, 1/4-20x3/4 Lg
18	2-00-00594	1	Nut, Hex 1/4-20
19	2-00-05869	1	Gasket, Switch
20	2-00-05827	1	Switch Body
21	2-00-05839	1	Actuator, Esp
22	3-71-03025	1	Hose
23	3-71-00081	1	Hose, 3/8" I. D. X 36.0"
24	7-18-00217	1	Decal-Power Wand
25	7-18-00121	1	Decal-Warning



Item	Ref. No.	Qty	Description
1	0875-071-2	6	Battery-6v Lead Acid (Wet - Option 0780-203)
1	0875-072-2	6	Battery-6v Lead Acid (Dry - Option 0780-204)
2	0875-102	1	Connector Assembly (To Battery / Standard Feature)
3	7-90-07286	5	Battery Connector Wire (Standard Feature)
4	8-75-01206	2	Spacer-Battery Pan (6) Volt



Item	Ref. No.	Qty	Description
1	0875-103	6	Battery-6v Lead Acid (Wet - Option 0780-205)
	0875-104	6	Battery-6v Lead Acid (Dry - Option 0780-206)
2	0875-102	1	Connector Assembly (To Battery / Standard Feature)
3	7-90-07286	5	Battery Connector Wire (Standard Feature)
4	8-75-01206	2	Spacer-Battery Pan (6) Volt



Item	Ref. No.	Qty	Description
Option No. 0780-462			
1	7-16-07406	1	Seat Deck Weldment
2	8-83-04033	1	Fire-Extinguisher 2 1/2 Pound
3	2-95-01998	4	Screw #14-10 X .75 T/F Rh

**34" BRUSHES AND PAD DRIVERS
PAD ASSEMBLY 17" (17520C)**

Ref. No.	Qty	Description
Ref	1	Pad Driver, Model Face 17" Od
833802	1	Gimbal, Brush
838301	1	Spring, Brush Holder
962495	6	Screw, 1/4 – 20 X 1
56941A	1	Center- Lok 3
Ref	3	Screw, #8 X 5/8 Pan Hd Phillips, Sheet Metal

BRUSH ASSEMBLY GRIT 17" (11425B)

Ref. No.	Qty	Description
Ref	1	Brush, Grit 17" Od
833802	1	Gimbal, Brush
838301	1	Spring, Brush Holder
962495	6	Screw, 1/4 – 20 X 1

BRUSH ASSEMBLY POLY 17" (11424B)

Ref. No.	Qty	Description
Ref	1	Brush, Polypropylene 17" Od
833802	1	Gimbal, Brush
838301	1	Spring, Brush Holder
962495	6	Screw, 1/4 – 20 X 1

**38" BRUSHES AND PAD DRIVERS
PAD ASSEMBLY 19" (17524B)**

Ref. No.	Qty	Description
Ref	1	Pad Driver, Model Face 19" Od
833802	1	Gimbal, Brush
838301	1	Spring, Brush Holder
962495	6	Screw, 1/4 – 20 X 1
56949A	1	Center- Lok 3
Ref	3	Screw, #8 X 5/8 Pan Hd Phillips, Sheet Metal

BRUSH ASSEMBLY GRIT 19" (11425B)

Ref. No.	Qty	Description
Ref	1	Brush, Grit 19" Od
833802	1	Gimbal, Brush
838301	1	Spring, Brush Holder
962495	6	Screw, 1/4 – 20 X 1

BRUSH ASSEMBLY POLY 19" (11424B)

Ref. No.	Qty	Description
Ref	1	Brush, Polypropylene 19" Od
833802	1	Gimbal, Brush
838301	1	Spring, Brush Holder
962495	6	Screw, 1/4 – 20 X 1

PART NOS. FOR MOTOR BRUSH REPLACEMENT

<u>Motor No.</u>	<u>Brush No.</u>
56377470 (Ametek vac motor)	56377001
0782-144 (Scott brush motor)	0780-582
0782-110 (Presweep motor)	0775-215
0785-091 (AMER drive wheel motor)	56412325

Fuse Part Nos.

2-00-05861 (2 amp)
2-00-05860 (10 amp)
8-28-05019 (70 amp)

94

Encore R

0760-954 - SPARE PARTS KIT (34")

Ref. No.	Qty	Description
7-77-00120	1	Rubber, Outer Lh Side Squeegee
7-77-00121	1	Rubber, Outer Rh Side Squeegee
7-77-00118	1	Rubber, Inner Rh Side Squeegee
7-77-00119	1	Rubber, Inner Lh Side Squeegee
30913A	1	Rubber, Inner Rear Squeegee
30953A	1	Rubber, Outer Rear Squeegee
7-33-02377	1	Hose, Squeegee
59971A	2	Wheel, Squeegee Adjustment

0760-955 - SPARE PARTS KIT (38")

Ref. No.	Qty	Description
7-77-00121	2	Rubber, Outer Rh Side Squeegee
7-77-00118	2	Rubber, Inner Rh Side Squeegee
30954A	1	Rubber, Inner Rear Squeegee
30935A	1	Rubber, Outer Rear Squeegee
7-33-02377	1	Hose, Squeegee
59971A	2	Wheel, Squeegee Adjustment

Nilfisk ALTO

Why Compromise

Division of Nilfisk-Advance A/S

Industrivej 1

9560 Hadsund

Denmark

Tel.: (+45) 72 18 21 00

Fax: (+45) 72 18 21 11

E-mail: salg@nilfisk-alto.dk

E-mail: service@nilfisk-alto.dk

www.nilfisk-alto.dk