



Electronic Service Manuals

This electronic document is provided as a service to our customers. We do not create the contents of the information contained in this document. Should you have detailed questions pertaining to the information contained in this document, you may contact Michco, or the manufacturer which provided the original information in this electronic deliverable. Michco's only part in this electronic deliverable was the electronic assembly process. By providing this manual on line we are not guaranteeing parts availability.

You may contact Michco through the following methods:

Phone (517) 484-9312 or (800) 331-3339

2011 N. High St. -- Lansing, Michigan -- 48906

Fax: (517) 484-9836

Email: CustServe@Michco.com

Web site: www.Michco.Com

Parts Web site: www.FloorMachineParts.Com

Order Parts on Line at:

www.FloorMachineParts.Com

Directly to Parts & Service:

By Email: **Shop@Michco.com**

By Fax: (517) 702-2041

By Voice: Use numbers above.

Serving the Cleaning Industry Since 1922

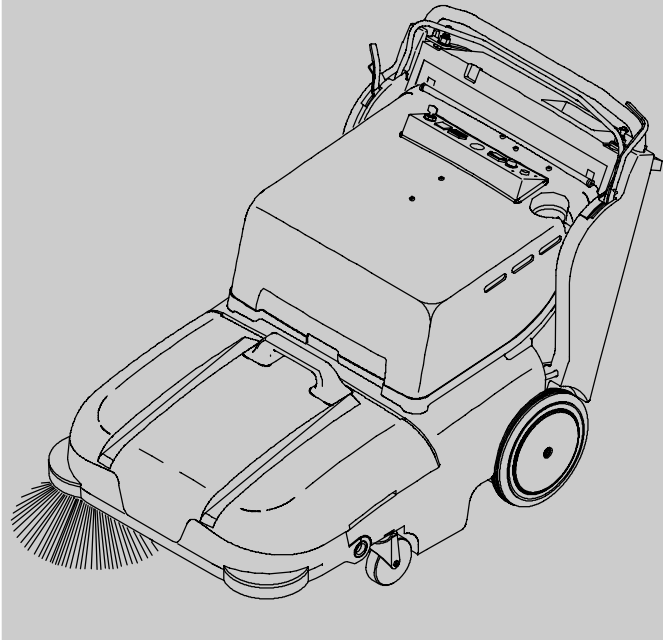
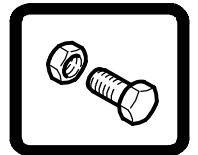
Notice: All copyrighted material remains property of original owners, all trademarks are property of respective owners. Manuals are subject to Manufacturer's reproduction limitations. Originals or reproductions were provided by manufacturers through a request. We make no warranty as to the correctness of information provided in this document and you assume all risk. By placing these manuals on line we are not declaring our corporation to be an manufacturer authorized dealer or provider, please check our web site for authorized manufacturers we represent.



3640

(Gas/LPG)

Sweeper Parts Manual



North America / International

www.tennantco.com

330580
Rev. 06 (02-2008)



When ordering replacement parts, use the illustrated parts list section in this manual. Before ordering parts or supplies, be sure to have your machine model number and serial number available. Only use TENNANT Company supplied or equivalent parts. Parts and supplies may be ordered online, by phone, or mail from any authorized parts and service center, distributor or from any of the manufacturer's subsidiaries.

This machine will provide excellent service. However, the best results will be obtained at minimum costs if:

- The machine is operated with reasonable care.
- The machine is maintained regularly - per the machine maintenance instructions provided.
- The machine is maintained with manufacturer supplied or equivalent parts.

MACHINE DATA

Please fill out at time of installation for future reference.

Model No. - _____

Serial No. - _____

Machine Options - _____

Sales Rep. - _____

Sales Rep. phone no. - _____

Customer Number - _____

Installation Date - _____

Tennant Company

PO Box 1452

Minneapolis, MN 55440

Phone: (800) 553-8033 or (763) 513-2850

www.tennantco.com

Specifications and parts are subject to change without notice.

Original instructions, Copyright © 2000, 2001, 2002, 2003, 2004, 2005, 2006, 2008 TENNANT Company, Printed in U.S.A.

HOW TO USE THIS MANUAL

This section on *HOW TO USE THIS MANUAL* will tell you how to:

- Find important machine information for ordering correct repair parts.
- Find TENNANT part numbers.
- Order TENNANT parts and supplies.

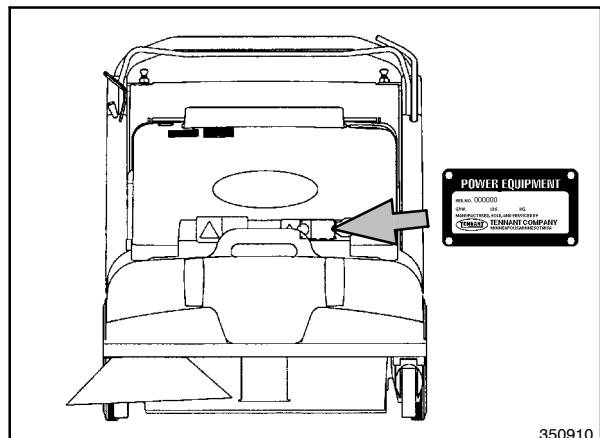

IMPORTANT INFORMATION

When placing an order for parts, the machine model and machine serial number are important. Refer to the *MACHINE DATA* box which is filled out during the installation of your machine. The *MACHINE DATA* box is located on the inside of the front cover of this manual.

The model number of your machine is on the side of the machine.

The serial number of your machine is printed on the machine data plate located as shown.

| MACHINE DATA | |
|--|--|
| <i>Please fill out at time of installation for future reference.</i> | |
| Machine Model Number -6080 | |
| Machine Serial Number - _____ | |
| Machine Options - _____ | |
| TENNANT Representative/phone no. - _____ | |
| Customer ID Number - _____ | |
| Date of Installation - _____ | |
| Manual Number -330000 | |
| Revision: 00 | |
| Published: 05-97 | |



HOW TO USE THIS MANUAL

FINDING A TENNANT PART NUMBER

This manual contains the following sections:

- HOW TO USE THIS MANUAL
- STANDARD PARTS
- OPTIONS
- BREAKDOWNS
- CROSS REFERENCE

The STANDARD PARTS section lists repair parts for standard machines. They are grouped in this general order:

- General wear parts.
- Machine frame and related parts.
- Machine propelling system.
- Sweeping components.
- Electrical parts.

The OPTION section lists repair parts of options.

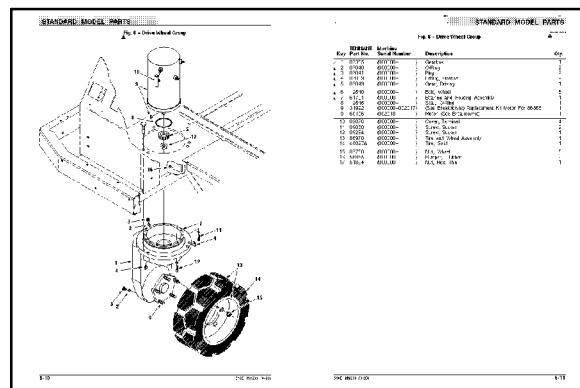
The BREAKDOWN section lists available repair parts of major components.

All sections in this manual consist of parts illustrations and corresponding parts lists.

The parts illustrations are numbered with **Ref** numbers which refer to corresponding parts lists.

The parts lists include a number of columns of information:


- **Ref** - column refers to the reference number on the parts illustration.
- ▽ - indicates the part is an assembly.
- ▲ - indicates the part is included in the assembly listed just before it.
- **TENNANT Part No.** - column lists the TENNANT part number for the part.
- **Serial Number** - column indicates the set of machines the part number is applicable to. Serial numbers change when the machine design has been modified. The most current design of the machine is shown in the main illustration, older designs are boxed in a corner of the illustration.
- **Description** - column is a brief description of the part.
- **Qty.** - column lists the quantity of that part used in that area of the machine.



| Key | TENNANT Part No. | Machine Serial Number | Description | Qty. |
|-----|------------------|-----------------------|--|------|
| ▽ 1 | 87355 | (000000- | Gearbox | 1 |
| ▲ 2 | 87840 | (000000- | O-Ring | 2 |
| ▲ 3 | 87841 | (000000- | Plug | 2 |
| ▲ 4 | 87839 | (000000- | Fitting, Grease | 2 |
| ▲ 5 | 87849 | (000000- | Gear, Driving | 1 |
| ▲ 6 | 12640 | (000000- | Bolt, Wheel | 5 |
| ▲ 7 | 61791 | (000000- | Bearing and Housing Assembly | 1 |
| 8 | 12646 | (000000- | Seal, O-Ring | 1 |
| 9 | 31992 | (000000-002017) | (See Breakdowns) Replacement Kit Motor For 86356 | 1 |
| 9 | 60196 | (002018- | Motor (See Breakdowns) | 1 |
| 10 | 02076 | (000000- | Cover, Terminal | 4 |
| 11 | 09030 | (000000- | Screw, Socket | 2 |
| 12 | 09294 | (000000- | Screw, Socket | 1 |
| 13 | 80870 | (000000- | Tire and Wheel Assembly | 1 |
| 14 | 45027A | (000000- | Tire, Solid | 1 |
| 15 | 87750 | (000000- | Nut, Wheel | 5 |
| 16 | 55855 | (000000- | Bumper, Flubber | 2 |
| 17 | 51824 | (000000- | Nut, Hex, Thin | 1 |

NOTE: If a service kit is installed on your machine, be sure to keep the **INSTRUCTION BULLETIN** which came with the kit. It contains repair parts numbers needed for ordering future parts.

NOTE: Fasteners used in this machine may be metric or non-metric. Take care when replacing hardware to replace with same thread size.



PLACING AN ORDER

Orders may be placed by phone, fax, or by mail. Phone orders may need written confirmation. Follow the steps below to insure prompt delivery:

1. Identify the model number of your machine.
2. Identify the serial number of your machine.
3. Find the part number of the part you need. Do not order by page number or reference number. If you are not able to find the part number, call your TARRANT representative for help or send the old part as a sample.
4. Determine the quantity of the part you need.
5. Provide the following company information:
 - Company name
 - Customer ID Number
 - Shipping address
 - Billing address
 - First and last name of person ordering parts
 - Telephone number
 - Purchase order number
6. Provide definitive shipping instructions.

HOW TO USE THIS MANUAL

Any claim for loss or damage to a shipment in transit should be filed promptly with the transportation company making the delivery. Shipments will be complete unless the packing list or order acknowledgement indicates items back ordered.

If parts received are suspected to be incorrect or defective, please contact the TENNANT representative from whom you ordered the part. They will give authorization for return and/or handle replacement shipments when required.


SECTION 2

| Contents | Page |
|---|------|
| Fig. 1 - General Recommended Maintenance Items | 2-2 |
| Fig. 2 - Replacement Brushes | 2-3 |
| Fig. 3 - Main Frame Group | 2-4 |
| Fig. 4 - Drive System Group | 2-6 |
| Fig. 5 - Main Brush Group | 2-8 |
| Fig. 6 - Side Brush Group | 2-10 |
| Fig. 7 - Hopper Group | 2-12 |
| Fig. 8 - Vacuum Fan Group | 2-14 |
| Fig. 9 - Vacuum Housing Group | 2-16 |
| Fig. 10 - Panel Filter Group | 2-18 |
| Fig. 11 - Brush Lift Handles Group | 2-20 |
| Fig. 12 - Clutch and Shift Handle Group | 2-22 |
| Fig. 13 - Gas Engine Group | 2-24 |
| Fig. 14 - Gas Engine Cover Group | 2-26 |
| Fig. 15 - LPG Engine Group | 2-28 |
| Fig. 16 - LPG tank Mounting Group | 2-30 |
| Fig. 17 - LPG Engine Cover Group | 2-32 |
| Fig. 18 - Instrument Panel Group | 2-34 |
| Fig. 19 - Battery Group | 2-35 |
| Fig. 20 - Electrical Schematic, Gas | 2-36 |
| Fig. 21 - Electrical Schematic LPG | 2-37 |
| Fig. 22 - Wire Harness Group | 2-38 |
| Fig. 23 - Label Group | 2-40 |

Fig. 1 - General Recommended Maintenance Items

| Ref. | Part No. | Serial Number | Description | Qty. |
|------|----------|---------------|---|------|
| ▽ | 1 | 80269 | (000000-) Replmt Kit, Skirts & Seals | 1 |
| ▲ | 2 | 379214 | (000000-) Skirt, Rear | 1 |
| ▲ | 3 | 378811 | (000000-) Kit, Side Skirt, Rh | 1 |
| ▲ | 4 | 378812 | (000000-) Kit, Skirt, Side, Lh | 1 |
| ▲ | 5 | 80373 | (000000-) Seal | 1 |
| ▲ | 6 | 80315 | (000000-) Seal | 1 |
| ▲ | 7 | 373142 | (000000-) Skirt, Hopper | 1 |
| ▲ | 8 | 80392 | (000000-) Gasket, Cuff | 1 |
| ▲ | 9 | 80096 | (000000-) Seal, Chamber | 1 |
| ▲ | 10 | 80260 | (000000-) Gasket, Vac Fan | 1 |
| ▲ | 11 | 72970 | (000000-) Rivet, Plstc | 5 |
| ▲ | 12 | 80186 | (000000-) Plate, Skirt, Retainer | 5 |
| | 13 | 80432 | (000000-) Bag, Vacuum, Disposable 10Pk | 1 |
| | 14 | 80141 | (000000-) Angle, Lip | 1 |
| | 15 | 222403 | (000000-) Wheel, 2.O Dia | 1 |
| | 16 | 80188 | (000000-) Filter Pkg, Panel, 94 Pleats | 1 |
| | 17 | 80071 | (000000-) Element, Air Cleaner | 1 |
| | 18 | 80099 | (000000-) Spark Plug (Gasoline) | 1 |
| | 19 | 80116 | (000000-) Kit, Replmt, Main Br Belt | 1 |
| | 20 | 80464 | (000000-) Hose, Flex | 1 |
| | 21 | 80939 | (000000-) Belt, V | 1 |
| | 22 | 80481 | (000000-) Pin, Main | 1 |
| | 23 | 80151 | (000000-) Belt, Flat | 1 |
| | 24 | 80126 | (000000-) Brush & Spring Assy | 1 |
| | 18 | 369601 | Spark Plug (LPG) | 1 |

Fig. 2 - Replacement Brushes



350846 - ALL

| Ref. | Part No. | Serial Number | Description | Qty. |
|------|----------|---------------|---------------------------|------|
| 1 | 80042 | (000000- |) Brush, Side | 1 |
| 1 | 378804 | (000000- |) Brush, Side STFP | 1 |
| 2 | 80058 | (000000- |) Brush, Sweep, 24Lg Poly | 1 |
| 3 | 80355 | (000000- |) Brush, Carpet | 1 |
| 4 | 80351 | (000000- |) Brush, Sweep, Sandwedge | 1 |
| 5 | 378802 | (000000- |) Brush, Sweep, P&W | 1 |

Fig. 3 - Main Frame Group

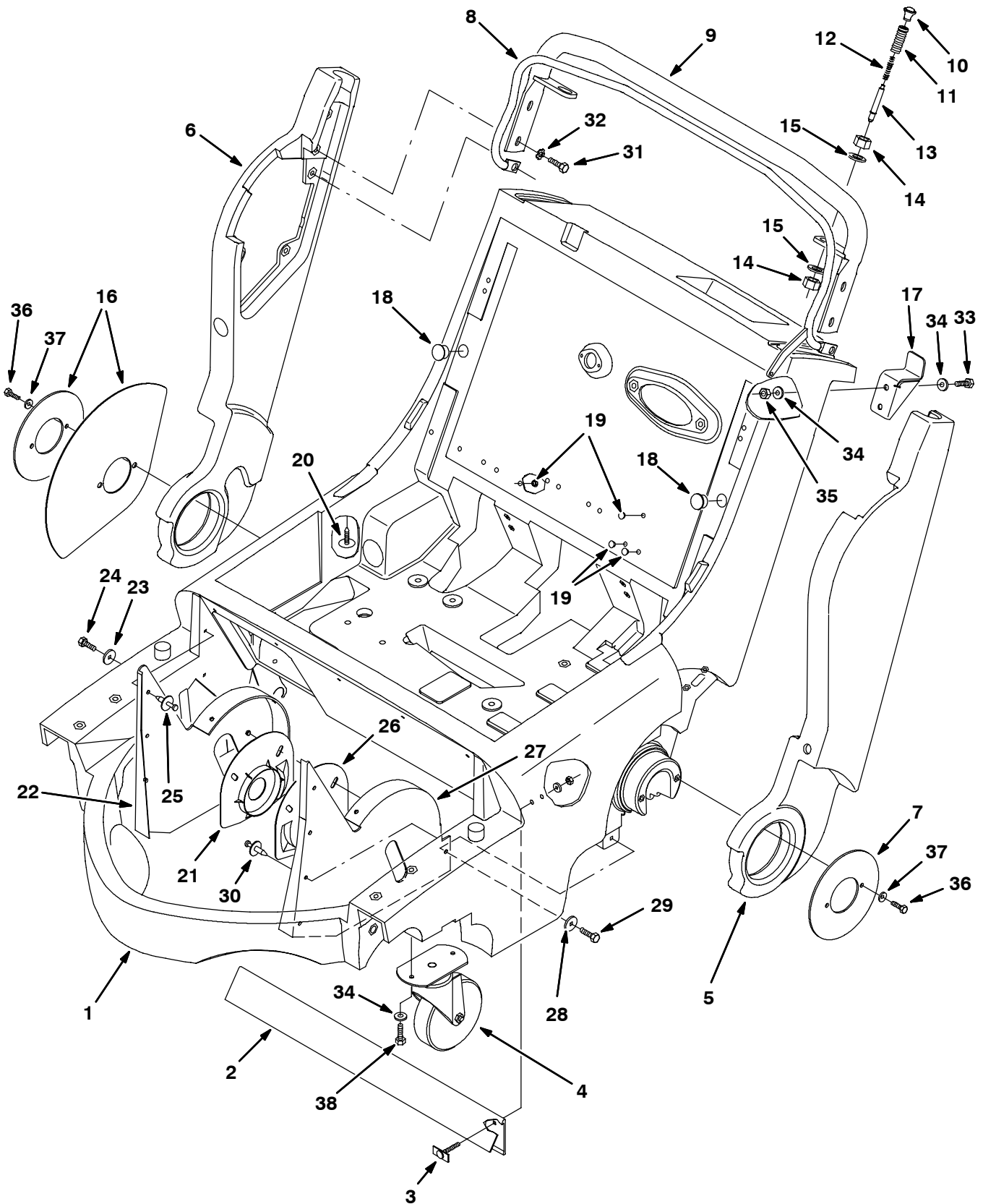


Fig. 3 - Main Frame Group

| | Ref. | Part No. | Serial Number | Description | Qty. |
|---------|------|-------------------|---------------|--------------------------------------|------|
| 9005828 | 1 | 80014 | (000000- |) Frame, Main | 1 |
| | 2 | 379214 | (000000- |) Skirt, Rear | 1 |
| | 3 | 80186 | (000000- |) Plate, Skirt, Retainer | 5 |
| | 4 | 80028 | (000000- |) Caster, 5.0D X 1.37 Wheel | 2 |
| 9005830 | 5 | 379233 | (000000- |) Handle, Main Lh | 1 |
| 9005831 | 6 | 379234 | (000000- |) Handle, Main Rh | 1 |
| | 7 | 80037 | (000000- |) Plate, Retainer | 1 |
| | 8 | 80945 | (000000- |) Lever, Clutch, Wldt | 1 |
| | 9 | 80430 | (000000- |) Handle, Steering | 1 |
| ▽ | | 379228 | (000000- |) Kit, Repair, Adj Handle | 2 |
| ▲ | 10 | 80180 | (000000- |) Knob, #10-32, 0.81 Dia, Plastic | 2 |
| ▲ | 11 | 80445 | (000000- |) Sleeve, Threaded | 2 |
| ▲ | 12 | 80448 | (000000- |) Spring, Comp 0.34ldx.045Wire | 2 |
| ▲ | 13 | 373141 | (000000- |) Pin, Handle Adjustment | 2 |
| ▲ | 14 | 763066 | (000000- |) Nut, Hx Jam M16X2.0 Din 439 | 4 |
| ▲ | 15 | 04400 | (000000- |) Washer- Flt 17 X30X3 Ss M16 | 2 |
| | 16 | 80105 | (000000- |) Shield, Dirt Kit | 1 |
| | 17 | 80106 | (000000- |) Bracket, Handle Stop | 1 |
| | 18 | 80288 | (000000- |) Plug, Hole .812 | 2 |
| | 19 | 80061 | (000000- |) Plug, Hole .297 | 4 |
| | 20 | 378770 | (000000- |) Clip | 1 |
| ▽ | | 378811 | (000000- |) Kit, Skirt, Rh | 1 |
| ▲ | 21 | 378806 | (000000- |) Guard | 1 |
| ▲ | 22 | 378809 | (000000- |) Skirt | 1 |
| ▲ | 23 | 41178 | (000000- |) Washer, Flat, .25 Fender | 1 |
| ▲ | 24 | 20394 | (000000- |) Screw, Hex, #10 X 0.62, Fmg Ab | 1 |
| ▲ | 25 | 72968 | (000000- |) Rivet, Plstc | 7 |
| ▽ | | 378812 | (000000- |) Kit, Skirt, Lh | 1 |
| ▲ | 26 | 378807 | (000000- |) Guard | 1 |
| ▲ | 27 | 378810 | (000000- |) Skirt | 1 |
| ▲ | 28 | 41178 | (000000- |) Washer, Flat, .25 Fender | 1 |
| ▲ | 29 | 20394 | (000000- |) Screw, Hex, #10 X 0.62, Fmg Ab | 1 |
| ▲ | 30 | 72968 | (000000- |) Rivet, Plstc | 7 |
| | 31 | 12273 | (000000- |) Screw, Hex, M8 X 1.25 X 20, Ss, NI | 2 |
| | 32 | 01685 | (000000- |) Washer, Flat, 0.31 Ss | 2 |
| | 33 | 76570 | (000000- |) Screw, Hex, M8 X 1.25 X 30, 8.8 | 2 |
| | 34 | 32491 | (000000- |) Washer, Flat, 0.31 Std | 8 |
| | 35 | 08709 | (000000- |) Nut, Hex, Lock, M8 X 1.25, NI | 2 |
| | 36 | 06942 | (000000- |) Screw, Hex, M6 X 1.0 X 16, 8.8 | 4 |
| | 37 | 32490 | (000000- |) Washer, Flat, 0.25 Std | 4 |
| | 38 | 16735 | (000000- |) Screw, Hex, M8 X 1.25 X 16, 8.8 | 4 |

Fig. 4 - Drive System Group

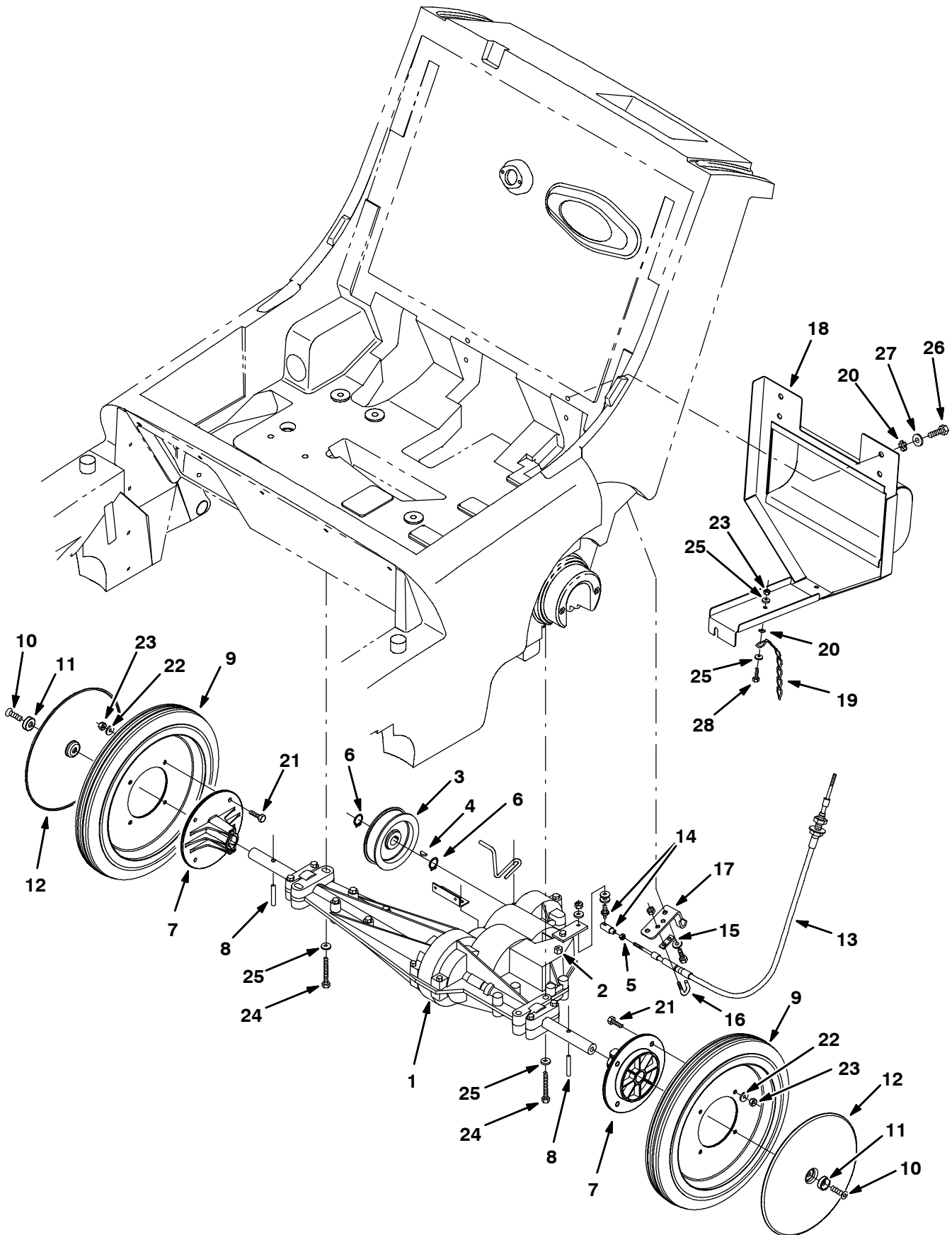


Fig. 4 - Drive System Group

| | Ref. | Part No. | Serial Number | Description | Qty. |
|---|------|----------|---------------|--|------|
| ▽ | 1 | 80476 | (000000- |) Kit, Transaxle Assy (see breakdowns) | 1 |
| ▲ | 2 | 80471 | (000000- |) Fitting, Relief 1/8 | 1 |
| | 3 | 80110 | (000000- |) Sheave, Flat, 3.7Od | 1 |
| | 4 | 00500-4 | (000000- |) Key-Wdruff 0.12 0.50 Asa#0404 | 1 |
| | 5 | 01713 | (000000- |) Nut-Hx Std 10-32 G2 Pltd | 1 |
| | 6 | 33373 | (000000- |) Ring, Retain,Ex,0.62Od,Heavydt | 1 |
| | 7 | 373105 | (000000- |) Hub, Wheel | 2 |
| | 8 | 18276 | (000000- |) Pin,Dowel,0.2502Dia.X 1.50 Lg | 2 |
| | 9 | 80148 | (000000- |) Tire & Wheel Assy | 2 |
| | 10 | 222692 | (000000- |) Screw-Flat 8X1.25 25Nylon Loc | 2 |
| | 11 | 80922 | (000000- |) Washer, Finish M8 Pltd | 2 |
| | 12 | 80465 | (000000- |) Hubcap | 2 |
| | 13 | 80415 | (000000- |) Cable, Shift, Push Pull | 1 |
| | 14 | 80158 | (000000- |) Balljoint, | 1 |
| | 15 | 80429 | (000000- |) Support, Cable | 1 |
| | 16 | 80425 | (000000- |) Bolt, Bent, M6 | 1 |
| | 17 | 80113 | (000000- |) Plate, Support, Cable | 1 |
| | 18 | 80962 | (000000- |) Plate Wldt, Backstop | 1 |
| | 19 | 222842 | (000000- |) Chain, Static, Brass | 1 |
| | 20 | 41141 | (000000- |) Washer, Lock, Int-Ext, .31 | 2 |
| | 21 | 06943 | (000000- |) Screw, Hex, M6 X 1.0 X 20, 8.8 | 8 |
| | 22 | 32483 | (000000- |) Washer, Flat, 0.25 Sae | 8 |
| | 23 | 08708 | (000000- |) Nut, Hex, Lock, M6 X 1.0, NI | 9 |
| | 24 | 06949 | (000000- |) Screw, Hex, M6 X 1.0 X 50, 8.8 | 4 |
| | 25 | 32490 | (000000- |) Washer, Flat, 0.25 Std | 6 |
| | 26 | 16735 | (000000- |) Screw, Hex, M8 X 1.25 X 16, 8.8 | 4 |
| | 27 | 32491 | (000000- |) Washer, Flat, 0.31 Std | 6 |
| | 28 | 06943 | (000000- |) Screw, Hex, M6 X 1.0 X 20, 8.8 | 1 |

Fig. 5 - Main Brush Group

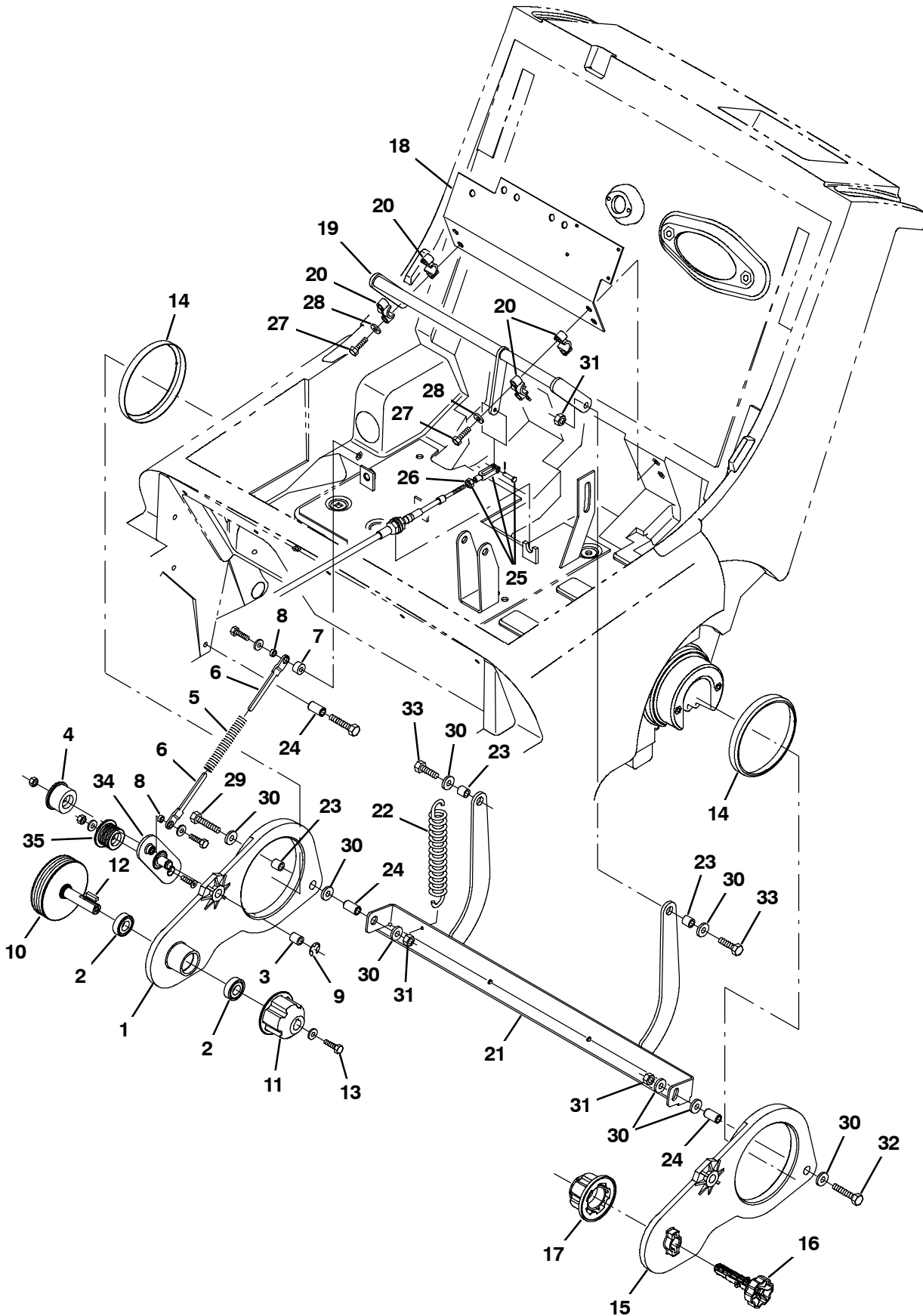


Fig. 5 - Main Brush Group

| | Ref. | Part No. | Serial Number | Description | Qty. |
|---|------|----------|---------------|---|------|
| ▽ | 1 | 80047 | (000000- |) Arm, Brush | 1 |
| ▲ | 2 | 41360 | (000000- |) Bearing, Ball, 0.59b 1.26d 0.35w[2seal] | 1 |
| ▲ | 3 | 63233 | (000000- |) Bushing, Sleeve, 0.50b 0.59d 0.50l, Bnz | 1 |
| | 4 | 80079 | (000000- |) Pulley, Idler | 1 |
| | 5 | 80159 | (000000- |) Spring, Comp, | 1 |
| | 6 | 373140 | (000000- |) Strip, Spring, Comp | 2 |
| | 7 | 80937 | (000000- |) Sleeve, .025Ob .62D .34Pm | 1 |
| | 8 | 80491 | (000000- |) Sleeve, .25Ob .38D .156Ss | 2 |
| | 9 | 80492 | (000000- |) Ring, Retaining, Ex | 1 |
| | 10 | 80048 | (000000- |) Shaft, Sheave | 1 |
| | 11 | 378805 | (000000- |) Plug, Brush Drive | 1 |
| | 12 | 00911 | (000000- |) Key Square 0.18 0.18 00.75 Lg | 1 |
| | 13 | 11329 | (000000- |) Scr-Hexssm 6X1.0 16 Nylonloc | 1 |
| | 14 | 80371 | (000000- |) Ring, Wear | 2 |
| | 15 | 80424 | (000000- |) Arm, Brush, Idler Side | 1 |
| | 16 | 377365 | (000000- |) Pin, Main Brush | 1 |
| | 17 | 379202 | (000000- |) Plug, Brush | 1 |
| | 18 | 80956 | (000000- |) Plate, Support, Cross Shaft | 1 |
| | 19 | 80379 | (000000- |) Shaft, Wldt, Cross | 1 |
| | 20 | 80387 | (000000- |) Block, Bearing 0.625Dia | 4 |
| | 21 | 80384 | (000000- |) Link Wldt, Brush Lift | 1 |
| | 22 | 379217 | (000000- |) Spring, Extension | 1 |
| | 23 | 222460 | (000000- |) Sleeve | 3 |
| | 24 | 80395 | (000000- |) Sleeve, .318B .50D .65Ss | 3 |
| ▽ | 25 | 27880 | (000000- |) Yoke Assy. | 1 |
| ▲ | 26 | 01713 | (000000- |) Nut-Hx Std 10-32 G2 Pltd | 1 |
| | 27 | 06946 | (000000- |) Scr-Hex m06 x 1.0x 35 8.8 | 4 |
| | 28 | 32490 | (000000- |) Washer- Flt | 4 |
| | 29 | 39278 | (000000- |) Screw, Hex, M8 X 1.25 X 50, 8.8 | 1 |
| | 30 | 32491 | (000000- |) Washer, Flat, 0.31 Std | 8 |
| | 31 | 08709 | (000000- |) Nut, Hex, Lock, M8 X 1.25, NI | 4 |
| | 32 | 06955 | (000000- |) Screw, Hex, M8 X 1.25 X 35, 8.8 | 1 |
| | 33 | 76570 | (000000- |) Screw, Hex, M8 X 1.25 X 30, 8.8 | 2 |
| | 34 | 80053 | (000000- |) Plate, Pivot | 1 |
| | 35 | 80075 | (000000- |) Pulley, Idler | 1 |

Fig. 6 - Side Brush Group

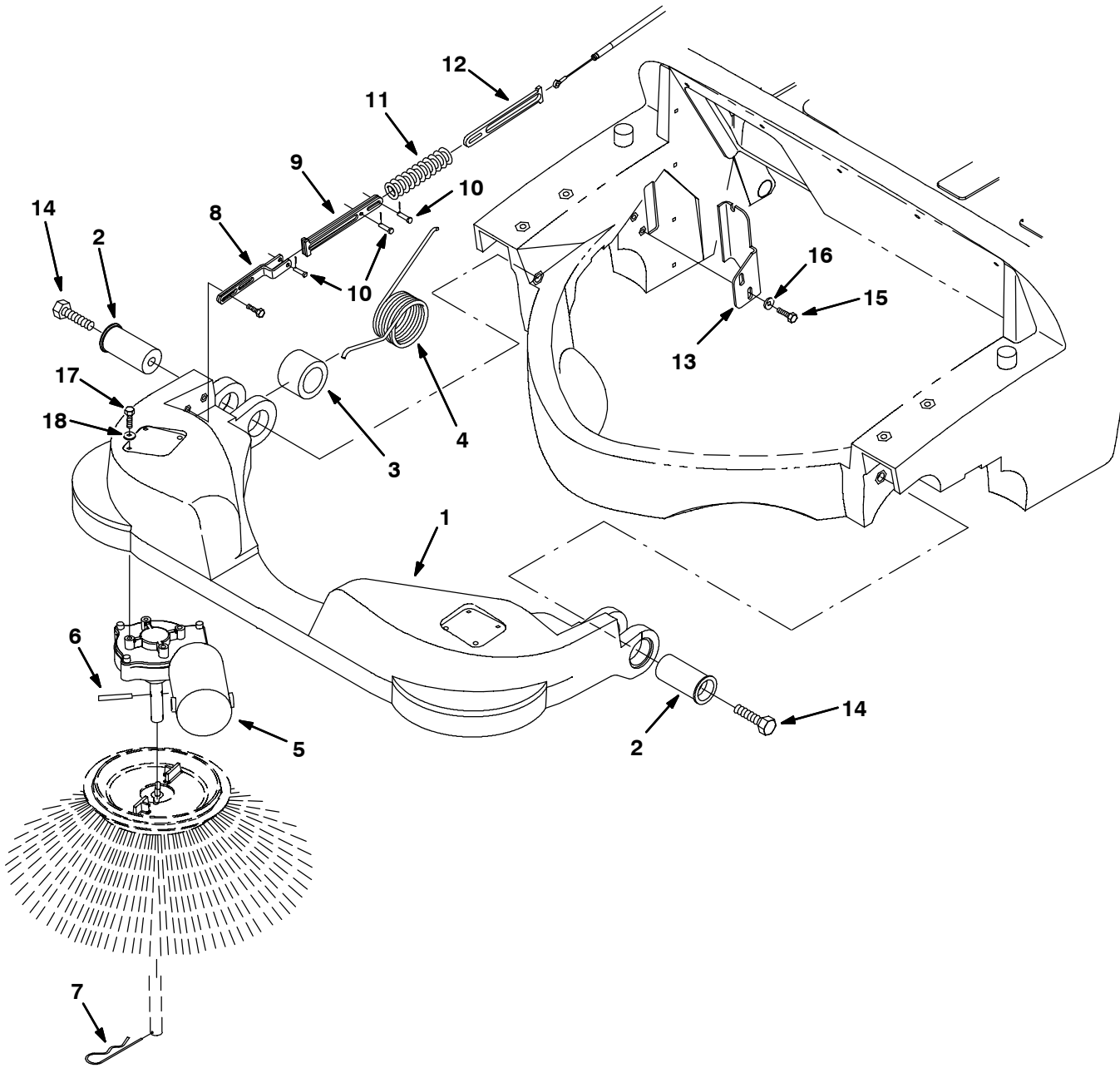


Fig. 6 - Side Brush Group

| Ref. | Part No. | Serial Number | Description | Qty. |
|---------|----------|------------------|---|------|
| 9005829 | 1 | 80045 | (000000-) Housing, Brush, Side | 1 |
| | 2 | 80016 | (000000-) Pivot, Bushing | 2 |
| | 3 | 80321 | (000000-) Sleeve, 1.45B 2.1D 1.5 Pltd | 1 |
| | 4 | 379207 | (000000-) Spring, Torsion | 1 |
| ▽ | 5 | 1008277 | (000000-) Motor, Ele, 12vdc 0.08hp 0068rpm 04.5a | 1 |
| ▲ | | 80126 | (000000-) Brush&Spring Assy Se | 1 |
| ▲ | | 80127 | (000000-) Brush Cap Se | 2 |
| ▲ | | 369795 | (000000-) Holder, Brush | 2 |
| ▲ | | 369796 | (000000-) Clip | 2 |
| | 6 | 11516 | (000000-) Pin,Roll,.25Odx1.75L,.250/.256 | 1 |
| | 7 | 02942 | (000000-) Pin,Hair Cotter .12Wire 2.37Sl | 1 |
| | 8 | 80155 | (000000-) Bracket Wldt, Lift | 1 |
| | 9 | 379216 | (000000-) Strip, Spring | 2 |
| | 10 | 76782 | (000000-) Pin,Clevic,0.19 Dia.X 0.75 Lg | 3 |
| | 11 | 80484 | (000000-) Spring, Comp, 0.74ldx.11 Wire | 1 |
| | 12 | 379215 | (000000-) Strip, Spring | 1 |
| | 13 | 80010 | (000000-) Bracket, Cable | 1 |
| | 14 | 06974 | (000000-) Screw, Hex, M12 X 1.75 X 80, 8.8 | 2 |
| | 15 | 15678 | (000000-) Screw, Hex, M6 X 1.0 X 16, Ss | 2 |
| | 16 | 01684 | (000000-) Washer, Flat, 0.25 Ss | 2 |
| | 17 | 06943 | (000000-) Screw, Hex, M6 X 1.0 X 20, 8.8 | 4 |
| | 18 | 32490 | (000000-) Washer, Flat, 0.25 Std | 4 |

Fig. 7 - Hopper Group

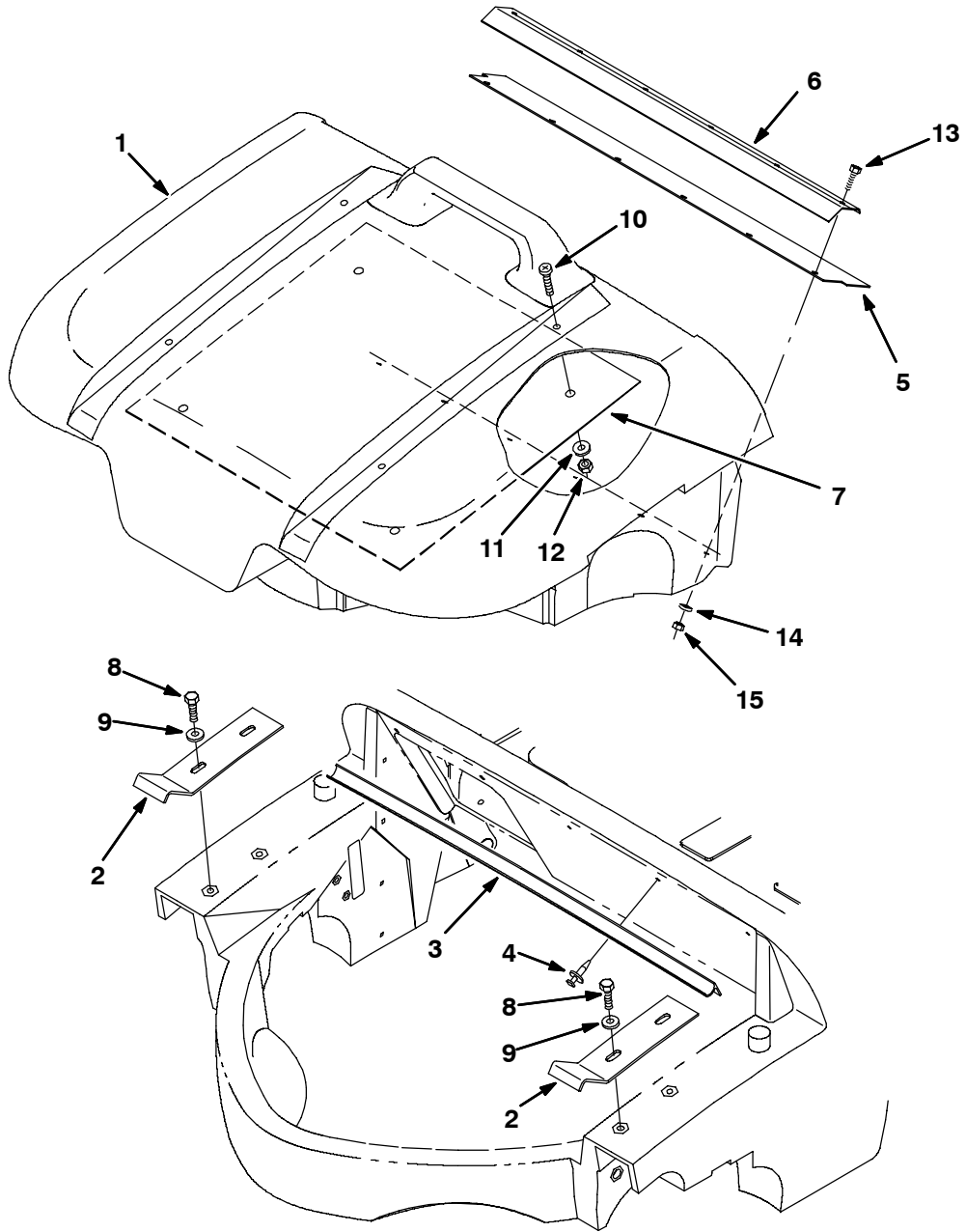


Fig. 7 - Hopper Group

| Ref. | Part No. | Serial Number | Description | Qty. |
|-----------|------------------|---------------|-------------------------------------|------|
| 9005833 1 | 80081 | (000000- |) Hopper | 1 |
| 2 | 80958 | (000000- |) Bracket, Support | 2 |
| 3 | 80315 | (000000- |) Seal | 1 |
| 4 | 72970 | (000000- |) Rivet, Plstc | 5 |
| 5 | 373142 | (000000- |) Skirt, Hopper | 1 |
| 6 | 80141 | (000000- |) Angle, Lip | 1 |
| 7 | 80266 | (000000- |) Plate, Firewall | 1 |
| 8 | 16735 | (000000- |) Screw, Hex, M8 X 1.25 X 16, 8.8 | 4 |
| 9 | 32491 | (000000- |) Washer, Flat, 0.31 Std | 4 |
| 10 | 09737 | (000000- |) Screw, Pan, M8 X 1.25 X 20, 4.8 | 4 |
| 11 | 01685 | (000000- |) Washer, Flat, 0.31 Ss | 4 |
| 12 | 08713 | (000000- |) Nut, Hex, Lock, M8 X 1.25, NI, Ss | 4 |
| 13 | 08716 | (000000- |) Screw, Hex, M6 X 1.0 X 20, Ss | 6 |
| 14 | 32490 | (000000- |) Washer, Flat, 0.25 Std | 6 |
| 15 | 08712 | (000000- |) Nut, Hex, Lock, M6 X 1.0, Ss, NI | 6 |

Fig. 8 - Vacuum Fan Group

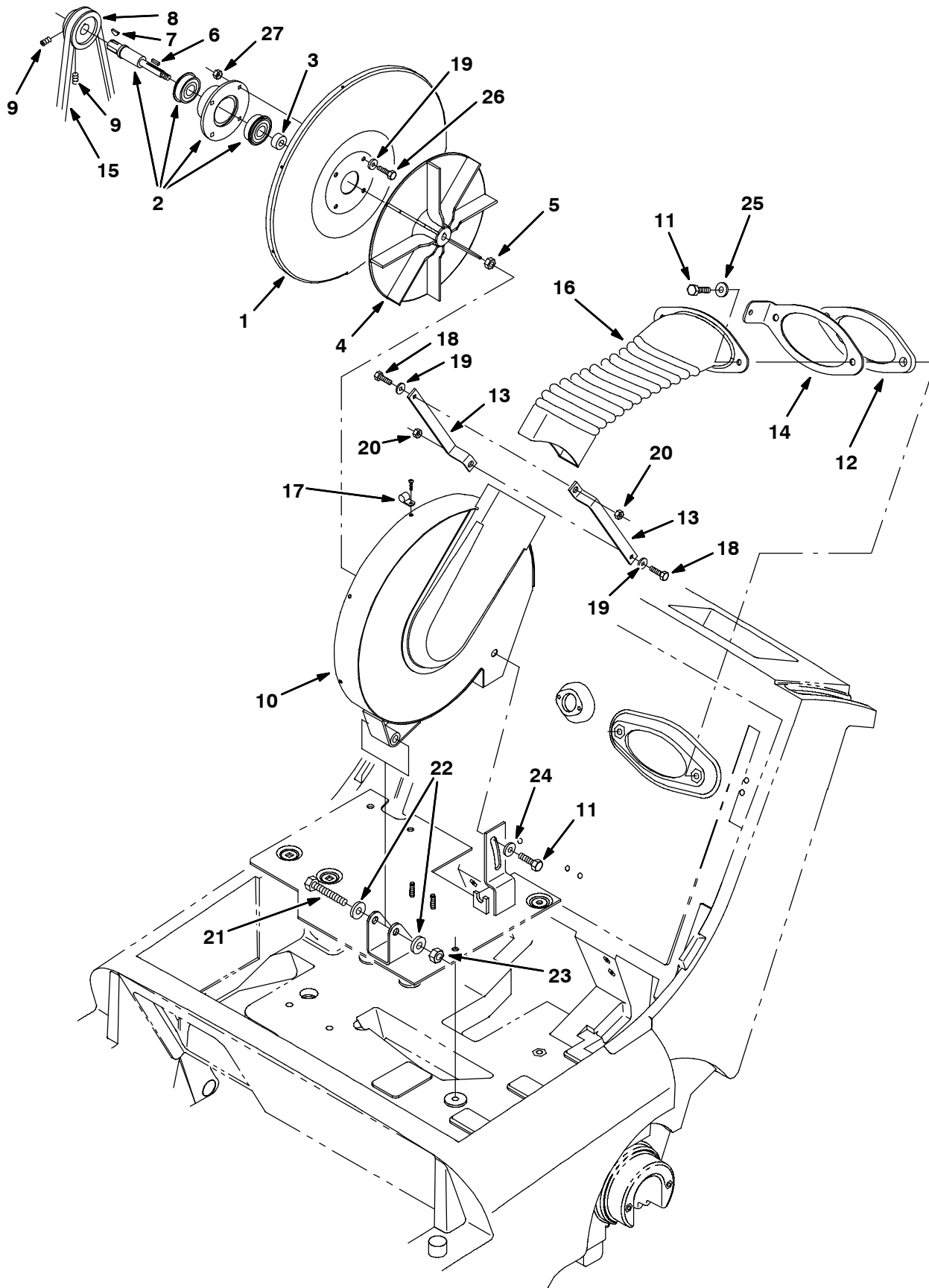


Fig. 8 - Vacuum Fan Group

| Ref. | Part No. | Serial Number | Description | Qty. |
|------|----------|---------------|--|------|
| 1 | 80314 | (000000- |) Plate, Backing, Vac Fan | 1 |
| 2 | 16934 | (000000- |) Shaft,Brg&Flange Assy-Fan | 1 |
| 3 | 379203 | (000000- |) Spacer | 1 |
| 4 | 80320 | (000000- |) Impeller, 9.06 Dia X 0.375B | 1 |
| 5 | 87299 | (000000- |) Nut-Hxflexloc .31-24 Thin Pltd | 1 |
| 6 | 00960 | (000000- |) Key Square 0.12 0.12 00.50 Lg | 1 |
| 7 | 00500-4 | (000000- |) Key-Wdruff 0.12 0.50 Asa#0404 | 1 |
| 8 | 1025304 | (000000- |) Sheave, [3/4], 1grv, 1.8/2.1pd 0.63b | 1 |
| 9 | 46820 | (000000- |) Scr-Set .31-18X0.38 Nylon Loc | 2 |
| 10 | 80088 | (000000- |) Vacuum Fan Housing | 1 |
| 11 | 12273 | (000000- |) Scr-Hexssm 8X1.25 20 Nyloloc | 3 |
| 12 | 80260 | (000000- |) Gasket, Vac Fan | 1 |
| 13 | 80104 | (000000- |) Bar, Transition Mtg | 2 |
| 14 | 80029 | (000000- |) Plate, Vac Fan, Prop Rod | 1 |
| 15 | 80939 | (000000- |) V-Belt, 3L 210- One | 1 |
| 16 | 80137 | (000000- |) Transition, Vacfan, Gas | 1 |
| 17 | 09385 | (000000- |) Clamp, Cable | 1 |
| 18 | 06943 | (000000- |) Screw, Hex, M6 X 1.0 X 20, 8.8 | 2 |
| 19 | 32490 | (000000- |) Washer, Flat, 0.25 Std | 2 |
| 20 | 07790 | (000000- |) Nut, Hex, Flng, M6 X 1.0 | 2 |
| 21 | 06963 | (000000- |) Screw, Hex, M10 X 1.5 X 60, 8.8 | 1 |
| 22 | 32485 | (000000- |) Washer, Flat, 0.38 Sae | 2 |
| 23 | 41430 | (000000- |) Nut, Hex, Lock, M10 X 1.5, NI | 1 |
| 24 | 32491 | (000000- |) Washer, Flat, 0.31 Std | 1 |
| 25 | 01685 | (000000- |) Washer, Flat, 0.31 Ss | 1 |
| 26 | 06942 | (000000- |) Screw, Hex, M6 X 1.0 X 16, 8.8 | 4 |
| 27 | 08708 | (000000- |) Nut, Hex, Lock, M6 X 1.0, NI | 4 |

Fig. 9 - Vacuum Housing Group

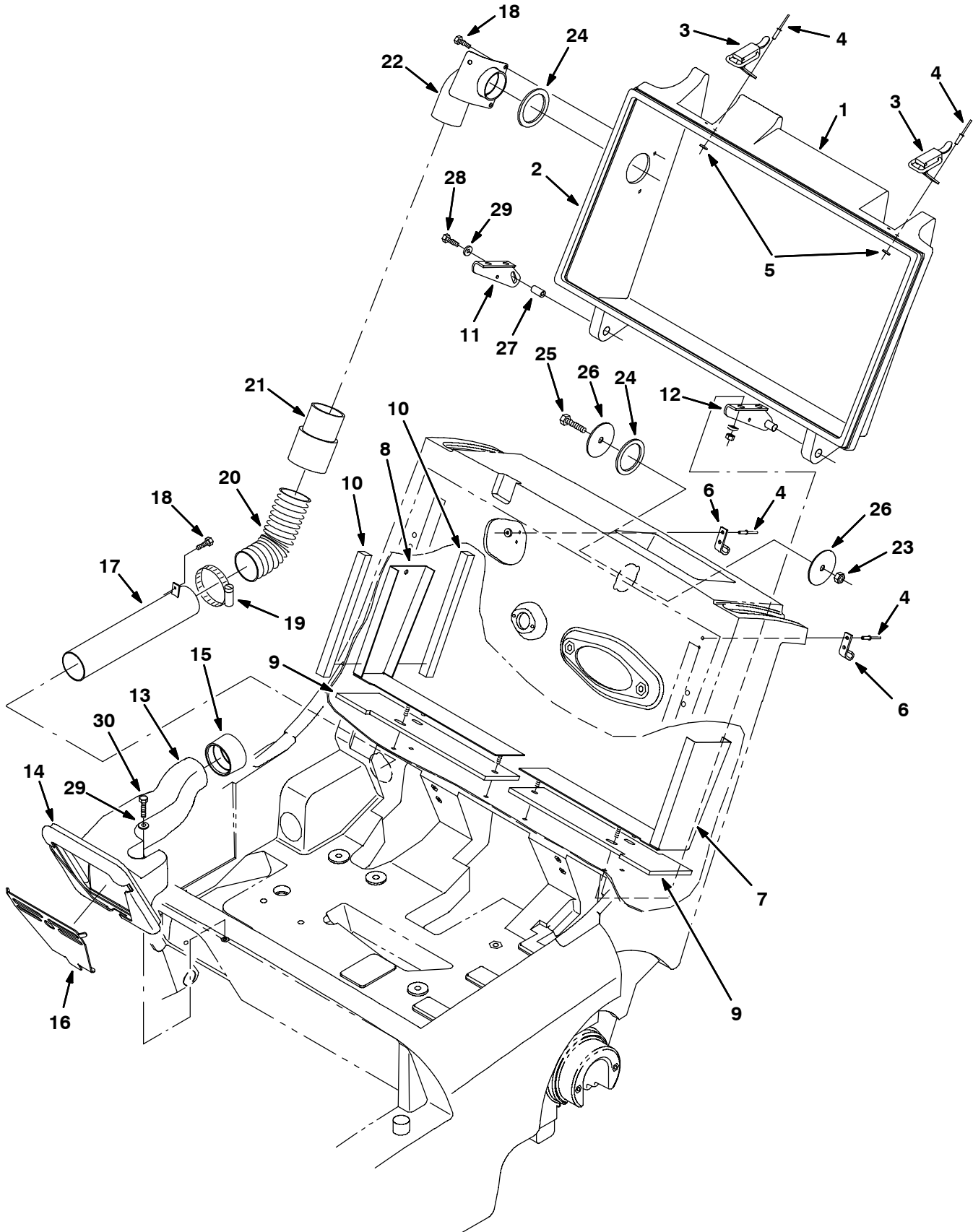


Fig. 9 - Vacuum Housing Group

| Ref. | Part No. | Serial Number | Description | Qty. |
|---------|-----------|---------------|---|------|
| 1 | 373147 | (000000- |) Kit, Replmt, Door, Filter | 1 |
| 2 | 80373 | (000000- |) Seal | 1 |
| 3 | 23709 | (000000- |) Catch, Draw Pull | 2 |
| 4 | 80218 | (000000- |) Rivet, Pop .196Dx.76X38Dhd | 8 |
| 5 | 08793 | (000000- |) Washer | 8 |
| 6 | 80368 | (000000- |) Clip, Latch | 2 |
| 7 | 80971 | (000000- |) Plate | 1 |
| 8 | 80021 | (000000- |) Bracket, Sealing, Rh | 1 |
| 9 | 80052 | (000000- |) Seal, Cover | 2 |
| 10 | 80064 | (000000- |) Seal, Foam .62 .62 8.0 | 4 |
| 11 | 379227 | (000000- |) Bracket, Pivot | 1 |
| 12 | 80011 | (000000- |) Bracket, Pivot Lh | 1 |
| 9005836 | 13 373115 | (000000- |) Housing, Vacuum Hi Flow | 1 |
| 14 | 80096 | (000000- |) Seal, Chamber | 1 |
| 15 | 373116 | (000000- |) Seal, Tube, Vacuum | 1 |
| 16 | 80017 | (000000- |) Screen, Vacuum Inlet | 1 |
| 17 | 373123 | (000000- |) Tube, Vacuum | 1 |
| 18 | 20394 | (000000- |) Screw, Hex, #10 X 0.62, Fmg Ab | 4 |
| 19 | 22297 | (000000- |) Clamp, Wormdrive | 1 |
| 20 | 373118 | (000000- |) Hose, Flex | 1 |
| 21 | 83285 | (000000- |) Cuff, Hose | 1 |
| 22 | 373113 | (000000- |) Coupling, Hose, Elbow | 1 |
| 23 | 08709 | (000000- |) Nut, Hex, Lock, M08-1.25,NI | 1 |
| 24 | 80392 | (000000- |) Gasket, Cuff | 2 |
| 25 | 76570 | (000000- |) Screw, Hex, M08-1.25 X 30, 8.8 | 1 |
| 26 | 373117 | (000000- |) Washer, Flat, 0.38b 2.25d .07, Stl, Pnt | 2 |
| 27 | 379226 | (000000- |) Pin, Tapped | 1 |
| 28 | 06942 | (000000- |) Screw, Hex M06 | 1 |
| 29 | 32490 | (000000- |) Washer, Flat .25 | 2 |
| 30 | 06945 | (000000- |) Screw, Hex, M6 X 1.0 X 30, 8.8 | 1 |

Fig. 10 - Panel Filter Group

| Ref. | Part No. | Serial Number | Description | Qty. |
|------|----------|---------------|--|------|
| 1 | 80436 | (000000-) | Bar, Shaker, Motor | 1 |
| 2 | 360930 | (000000-) | Sleeve | 2 |
| 3 | 87515 | (000000-) | Grommet, Rubber | 2 |
| 4 | 379218 | (000000-) | Bracket, Shaker | 2 |
| 5 | 80437 | (000000-) | Strap, Shaker Motor | 1 |
| 6 | 44893 | (000000-) | Bar, Flat | 1 |
| 7 | 55130 | (000000-) | Weight, Eccentric | 1 |
| 8 | 20634 | (000000-) | Screw, Set, #10 | 2 |
| 9 | 80033 | (000000-) | Bracket, Retainer | 2 |
| 10 | 80107 | (000000-) | Strike, Latch | 1 |
| 11 | 23709 | (000000-) | Catch, Draw Pull | 1 |
| 12 | 80296 | (000000-) | Switch, Rocker | 1 |
| 13 | 80461 | (000000-) | Motor, Ele, 24vdc 0.08hp 1440rpm 03.0a | 1 |
| 14 | 49309 | (000000-) | Relay, 24V | 1 |
| 15 | 80328 | (000000-) | Timer, 24V | 1 |
| 16 | 1037199 | (000000-) | Filter, Panel, Dust, 2.7 X 15.0 X 22.0 | 1 |
| 17 | 06942 | (000000-) | Screw, Hex, M6 X 1.0 X 16, 8.8 | 4 |
| 18 | 32490 | (000000-) | Washer, Flat, 0.25 Std | 4 |
| 19 | 09023 | (000000-) | Screw, Hex, M8 X 1.25 X 35, Ss, Fl | 2 |
| 20 | 32486 | (000000-) | Washer, Flat, 0.50 Sae | 2 |
| 21 | 01685 | (000000-) | Washer, Flat, 0.31 Ss | 2 |
| 22 | 12312 | (000000-) | Screw, Hex, M5 X 0.80 X 12, 8.8 | 4 |
| 23 | 06549 | (000000-) | Nut, Hex, Lock, M5 X 0.80, NI | 4 |

Fig. 11 - Brush Lift Handles Group

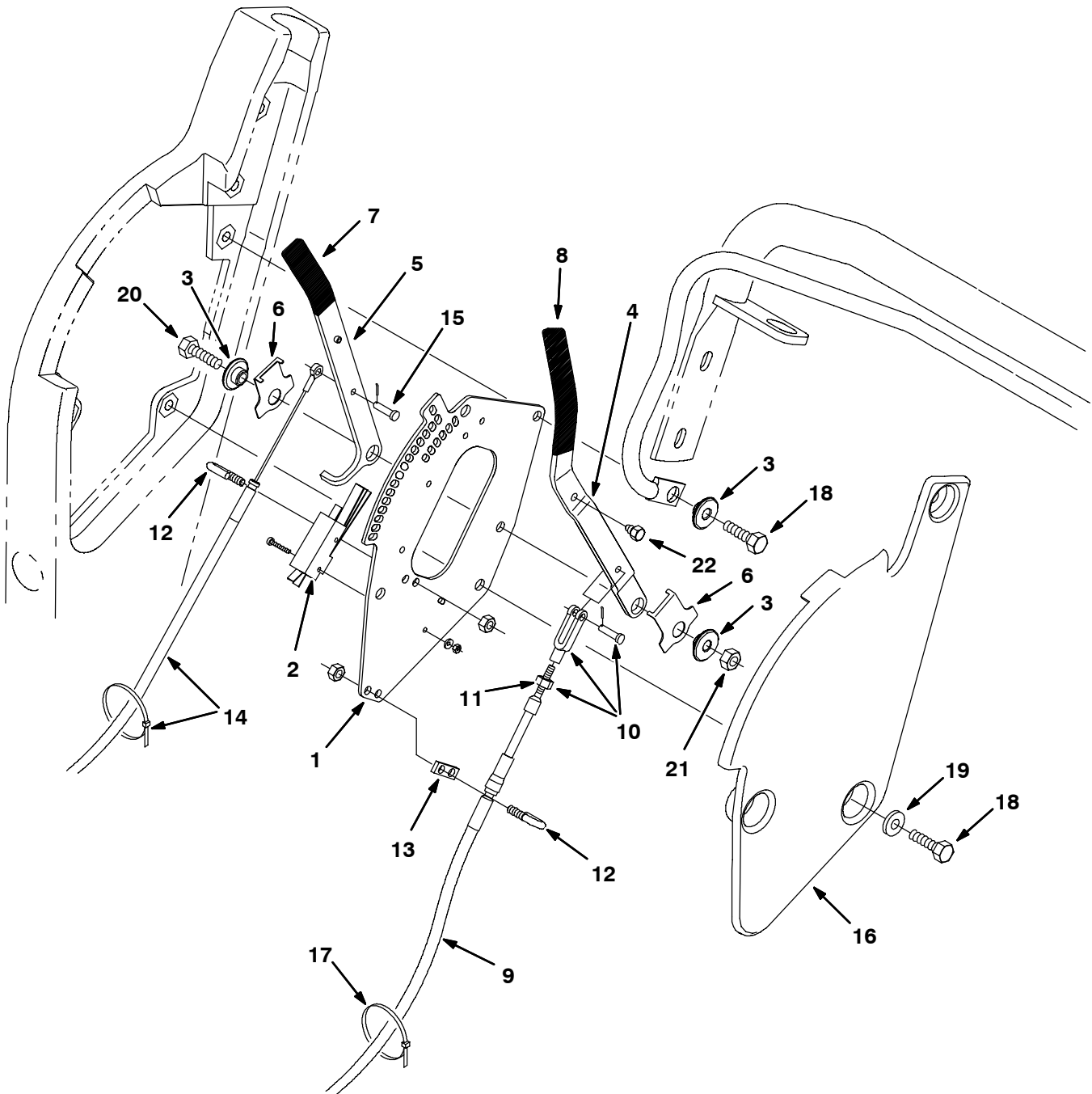


Fig. 11 - Brush Lift Handles Group

| Ref. | Part No. | Serial Number | Description | Qty. |
|------|----------|---------------|---|------|
| 1 | 80411 | (000000- |) Plate, Mounting Rh | 1 |
| 2 | 1008142 | (000000- |) Switch, Snap Actn, 250vdc 25a Spdt | 1 |
| 3 | 80950 | (000000- |) Bushing, Flanged | 3 |
| 4 | 379211 | (000000- |) Handle, Lift, Main Brush | 1 |
| 5 | 379210 | (000000- |) Handle, Lift, Side Brush | 1 |
| 6 | 80480 | (000000- |) Spring, Detent | 2 |
| 7 | 80372 | (000000- |) Grip, Vinyl .18X.75.2.00 | 1 |
| 8 | 80979 | (000000- |) Grip, Vinyl .18X .75X 5.00 | 1 |
| 9 | 80190 | (000000- |) Cable Assy, Main Brush | 1 |
| ▽ | 10 | 27880 | (000000-) Yoke Assy. | 1 |
| ▲ | 11 | 01713 | (000000-) Nut-Hx Std 10-32 G2 Pltd | 1 |
| | 12 | 80425 | (000000-) Bolt, Bent, M6 | 2 |
| | 13 | 80429 | (000000-) Support, Cable | 1 |
| | 14 | 80302 | (000000-) Replacement Kit, Sidebrush Cable | 1 |
| | 15 | 36376 | (000000-) Pin,Clevis, .19 Dia.X .50 Lg | 1 |
| | 16 | 80414 | (000000-) Plate, Access, Rh | 1 |
| | 17 | 49266 | (000000-) Tie, Cable 1.75D Max 7.50Lg | 2 |
| | 18 | 12273 | (000000-) Screw, Hex, M8 X 1.25 X 20, Ss, NI | 4 |
| | 19 | 01685 | (000000-) Washer, Flat, 0.31 Ss | 3 |
| | 20 | 76570 | (000000-) Screw, Hex, M8 X 1.25 X 30, 8.8 | 1 |
| | 21 | 08709 | (000000-) Nut, Hex, Lock, M8 X 1.25, NI | 1 |
| | 22 | 80972 | (000000-) Bolt, .25-28, Mtg, Swp, Carpet [3640] | 1 |

Fig. 12 - Clutch and Shift Handle Group

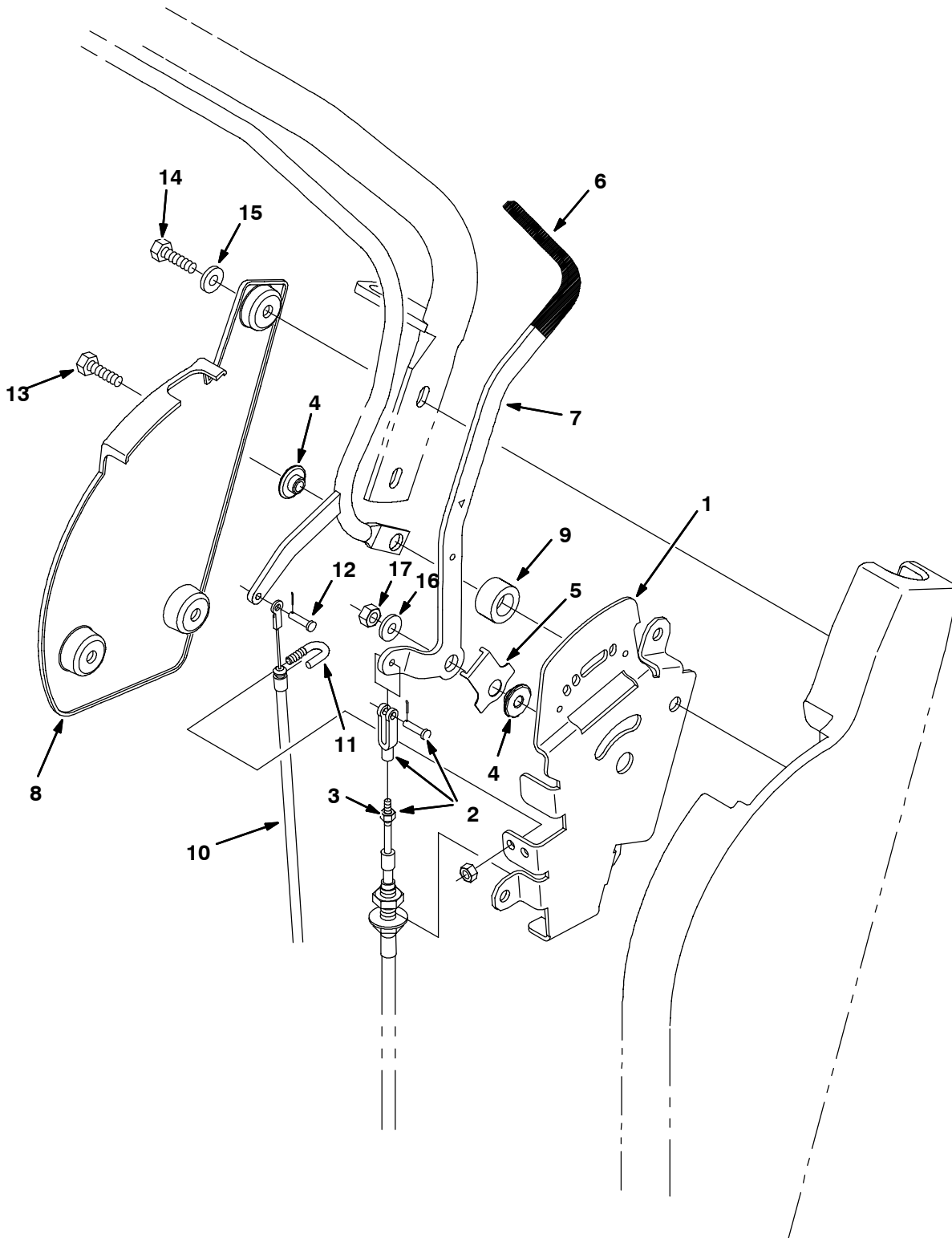


Fig. 12 - Clutch and Shift Handle Group

| | Ref. | Part No. | Serial Number | Description | Qty. |
|---|------|----------|---------------|--------------------------------------|------|
| | 1 | 80428 | (000000- |) Plate, Pivot, Lh | 1 |
| ▽ | 2 | 80184 | (000000- |) Yoke Assy, 10-32 | 1 |
| ▲ | 3 | 01713 | (000000- |) Nut-Hx Std 10-32 G2 Pltd | 1 |
| | 4 | 80950 | (000000- |) Bushing, Flanged | 2 |
| | 5 | 80480 | (000000- |) Spring, Detent | 1 |
| | 6 | 80979 | (000000- |) Grip, Vinyl .18X .75X 5.00 | 1 |
| | 7 | 80927 | (000000- |) Handle, Shift | 1 |
| | 8 | 80589 | (000000- |) Plate, Access, Lh | 1 |
| | 9 | 80496 | (000000- |) Spacer, Pivot .62Lg | 1 |
| | 10 | 80192 | (000000- |) Cable, Pull Cl | 1 |
| | 11 | 80425 | (000000- |) Bolt, Bent, M6 | 1 |
| | 12 | 36376 | (000000- |) Pin,Clevis, .19 Dia.X .50 Lg | 1 |
| | 13 | 12333 | (000000- |) Screw, Hex, M8 X 1.25 X 25, Ss, NI | 1 |
| | 14 | 12273 | (000000- |) Screw, Hex, M8 X 1.25 X 20, Ss, NI | 3 |
| | 15 | 01685 | (000000- |) Washer, Flat, 0.31 Ss | 3 |
| | 16 | 32490 | (000000- |) Washer, Flat, 0.25 Std | 1 |
| | 17 | 08709 | (000000- |) Nut, Hex, Lock, M8 X 1.25, NI | 1 |

Fig. 13 - Gas Engine Group

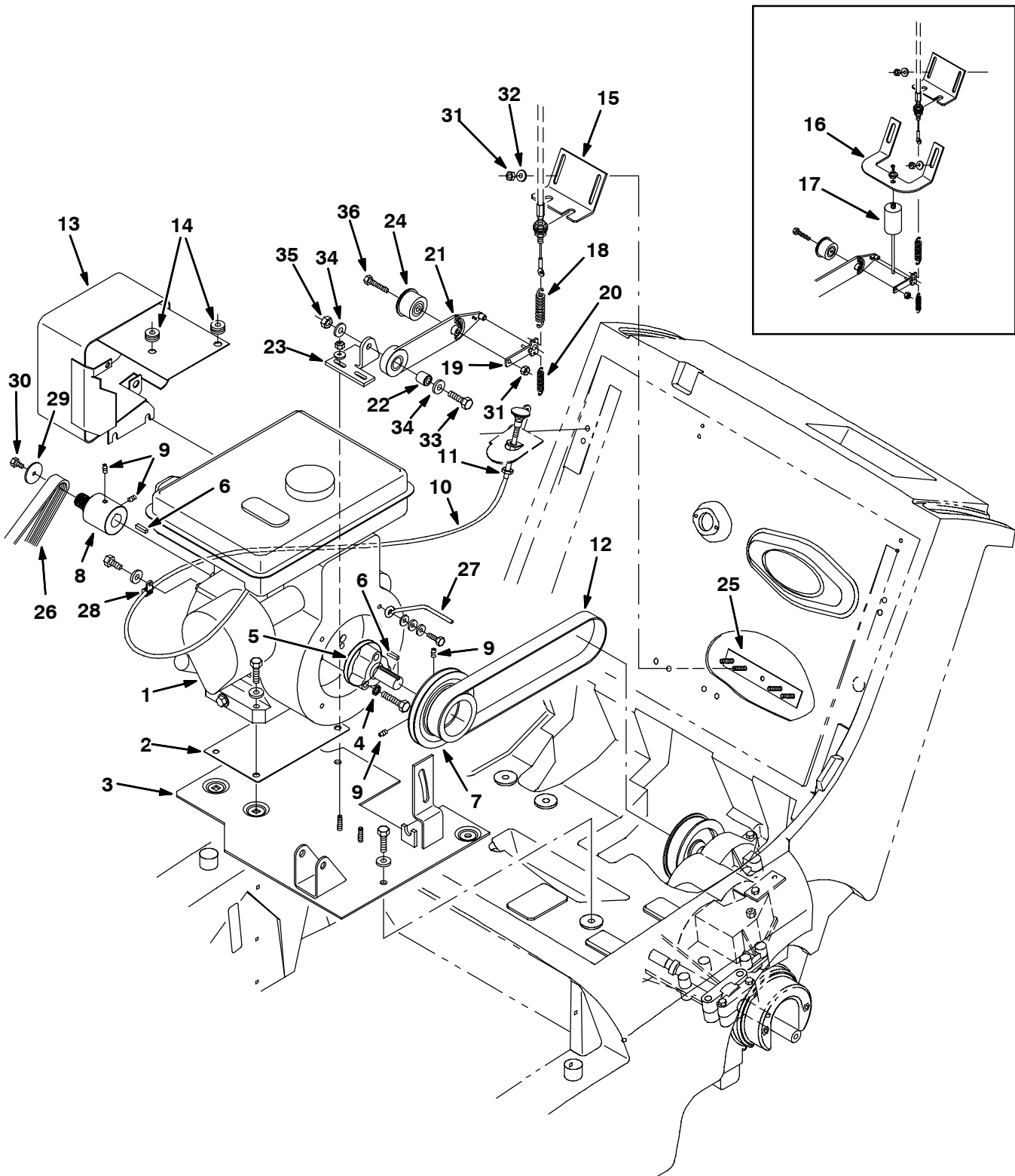


Fig. 13 - Gas Engine Group

| Ref. | Part No. | Serial Number | Description | Qty. | |
|------|----------|-------------------|---|----------------------------|---|
| 1 | 393803 | (000000- |) Engine, Robin, Gas | 1 | |
| 2 | 80055 | (000000- |) Gasket, Mounting Engine | 1 | |
| 3 | 80356 | (000000- |) Plate Wldt, Floor, Ic | 1 | |
| 4 | 32984 | (000000- |) Washer-Loc Int .31 Pltd | 3 | |
| 5 | 80312 | (000000- |) Shaft, Engine | 1 | |
| 6 | 00915 | (000000- |) Key Square 0.18 0.18 0.18 0.38 Lg | 2 | |
| 7 | 80111 | (000000- |) Sheave, 3L, 2Gr, 2.8Pd 4.5Pd | 1 | |
| 8 | 373139 | (000000- |) Pulley, Drive | 1 | |
| 9 | 09162 | (000000- |) Scr-Set M 6X1.0 8 Nylonloc | 4 | |
| 10 | 80041 | (000000- |) Cable, Choke, 45.5 L | 1 | |
| 11 | 20346 | (000000- |) Nut, Casing | 2 | |
| 12 | 80151 | (000000- |) Belt, Flat .75Wide X 33.5 Circ | 1 | |
| 13 | 80588 | (000000- |) Shield Wldt, Heat, Engine | 1 | |
| 14 | 10632-16 | (000000- |) Grommet, Rbr, 0.31 Id, For .06 Matl | 2 | |
| 15 | 80407 | (000000- |) Bracket, Cable, Clutch | 1 | |
| 16 | 80965 | (000000- xxxxxx) | Bracket, Mounting, Dampener, Gas (Replaced by none) | 1 | |
| 17 | 80959 | (000000- xxxxxx) | Dampener, Push, 15Lbs (Replaced by none) | 1 | |
| 18 | 75575 | (000000- |) Spring, Tens, 0.5Dx.06Wire 2.5L | 1 | |
| 19 | 80319 | (000000- |) Bar, Clutch | 1 | |
| 20 | 378769 | (000000- |) Spring | 1 | |
| 21 | 80405 | (000000- |) Arm, Clutch Pivot | 1 | |
| 22 | 80409 | (000000- |) Sleeve, .344B .62D .58 | 1 | |
| 23 | 80406 | (000000- |) Bracket, Clutch Pivot | 1 | |
| 24 | 80079 | (000000- |) Pulley, Idler | 1 | |
| 25 | 80408 | (000000- |) Plate, Cable, Clutch | 1 | |
| ▽ | 80116 | (000000- |) Replm Kit, Main Br Belt 6080G | 1 | |
| ▲ | 26 | 80135 | (000000- |) Belt, Ribbed, 35.0l [J8] | 1 |
| 27 | 80313 | (000000- |) Brake, Belt | 1 | |
| 28 | 40678 | (000000- |) Clamp, Cable | 1 | |
| 29 | 41178 | (000000- |) Washer, Flat, .25 Fender | 1 | |
| 30 | 06941 | (000000- |) Screw, Hex, M06-1.0 X 10, 8.8 | 1 | |
| 31 | 08708 | (000000- |) Nut, Hex, Lock, M6 X 1.0, NI | 3 | |
| 32 | 32490 | (000000- |) Washer, Flat, 0.25 Std | 2 | |
| 33 | 06955 | (000000- |) Screw, Hex, M8 X 1.25 X 35, 8.8 | 1 | |
| 34 | 32491 | (000000- |) Washer, Flat, 0.31 Std | 2 | |
| 35 | 08709 | (000000- |) Nut, Hex, Lock, M8 X 1.25, NI | 1 | |
| 36 | 06946 | (000000- |) Screw, Hex, M6 X 1.0 X 35, 8.8 | 1 | |

Fig. 14 - Gas Engine Cover Group

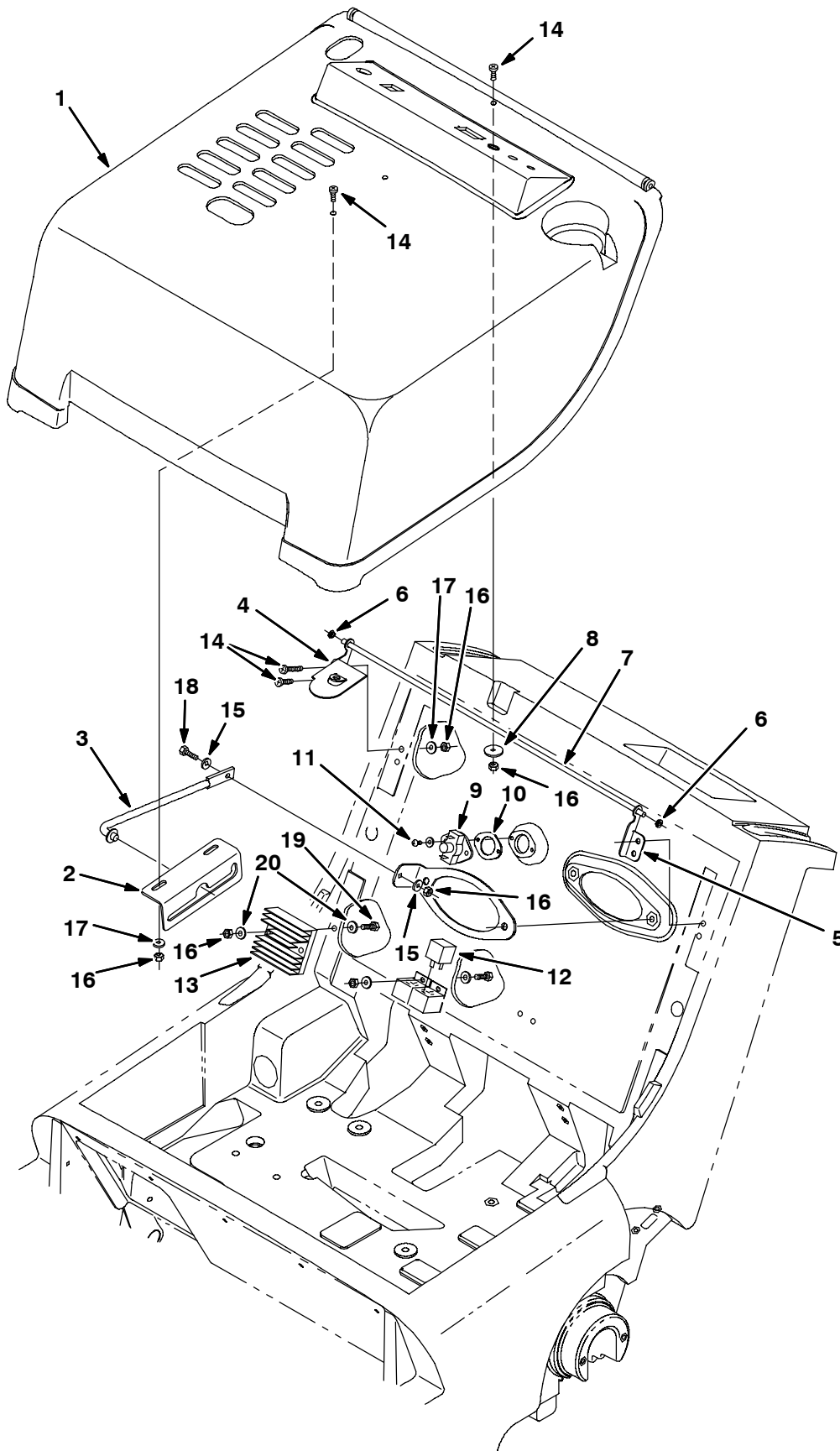


Fig. 14 - Gas Engine Cover Group

| Ref. | Part No. | Serial Number | Description | Qty. |
|------|----------|---------------|----------------------------------|------|
| 1 | 80193 | (000000- |) Hood, G W/Labels | 1 |
| 2 | 80364 | (000000- |) Bracket, Prop Rod | 1 |
| 3 | 54615 | (000000- |) Rod, Seat | 1 |
| 4 | 80923 | (000000- |) Pivot, Hinge,Eng Cover Right | 1 |
| 5 | 80837 | (000000- |) Pivot, Hinge, Eng Cover, Left | 1 |
| 6 | 80921 | (000000- |) Bearing, Snap-In, .250 Bore | 2 |
| 7 | 80924 | (000000- |) Rod, Hinge Pin, Nylon | 1 |
| 8 | 41178 | (000000- |) Washer, Flat, 0.25 Fender | 1 |
| 9 | 87546 | (000000- |) Thermostat, Spst Switch | 1 |
| 10 | 82733 | (000000- |) Gasket, Fire Switch | 1 |
| 11 | 49162 | (000000- |) Screw-Pan 08-10X.050 | 2 |
| 12 | 57804 | (000000- |) Relay-Electrical, 12 V.D.C. | 1 |
| 13 | 80072 | (000000- |) Volt Reg Rn | 1 |
| 14 | 09164 | (000000- |) Screw, Pan, M6 X 1.0 X 20, 4.8 | 7 |
| 15 | 32483 | (000000- |) Washer, Flat, 0.25 Sae | 6 |
| 16 | 08708 | (000000- |) Nut, Hex, Lock, M6 X 1.0, NI | 10 |
| 17 | 01684 | (000000- |) Washer, Flat, 0.25 Ss | 2 |
| 18 | 06943 | (000000- |) Screw, Hex, M6 X 1.0 X 20, 8.8 | 1 |
| 19 | 06945 | (000000- |) Screw, Hex, M6 X 1.0 X 30, 8.8 | 2 |
| 20 | 32490 | (000000- |) Washer, Flat, 0.25 Std | 4 |

Fig. 15 - LPG Engine Group

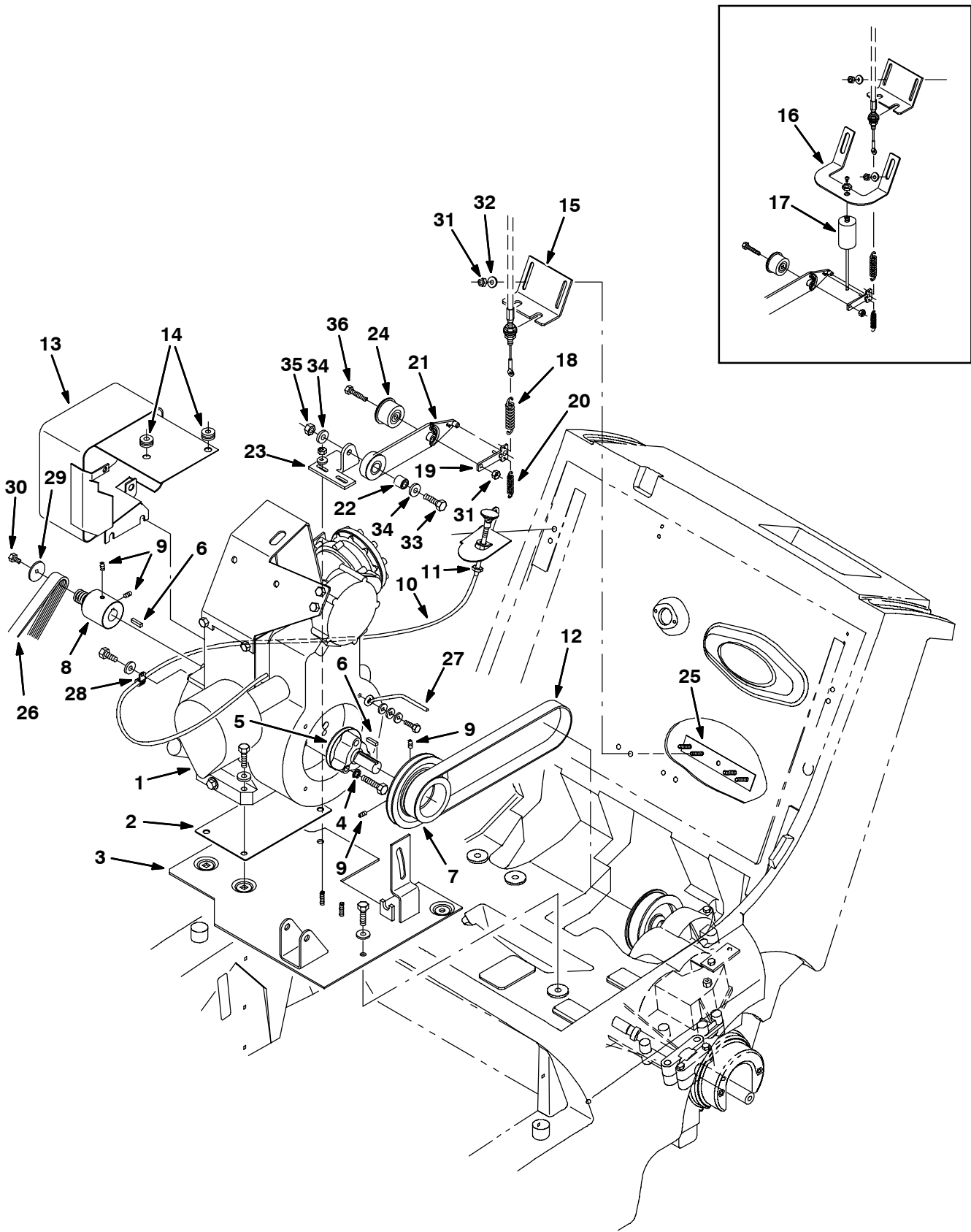


Fig. 15 - LPG Engine Group

| Ref. | Part No. | Serial Number | Description | Qty. | |
|------|----------|-------------------|---|----------------------------|---|
| 1 | 393804 | (000000- |) Engine, Robin, Lp | 1 | |
| 2 | 80055 | (000000- |) Gasket, Mounting Engine | 1 | |
| 3 | 80356 | (000000- |) Plate Wldt, Floor, Ic | 1 | |
| 4 | 32984 | (000000- |) Washer-Loc Int .31 Pltd | 3 | |
| 5 | 80312 | (000000- |) Shaft, Engine | 1 | |
| 6 | 00915 | (000000- |) Key Square 0.18 0.18 0.18 0.38 Lg | 2 | |
| 7 | 80111 | (000000- |) Sheave, 3L, 2Gr, 2.8Pd 4.5Pd | 1 | |
| 8 | 373139 | (000000- |) Pulley, Drive | 1 | |
| 9 | 09162 | (000000- |) Scr-Set M 6X1.0 8 Nylonloc | 4 | |
| 10 | 80041 | (000000- |) Cable, Choke, 45.5 L | 1 | |
| 11 | 20346 | (000000- |) Nut, Casing | 2 | |
| 12 | 80151 | (000000- |) Belt, Flat .75Wide X 33.5 | 1 | |
| 13 | 80588 | (000000- |) Shield Wldt, Heat, Engine | 1 | |
| 14 | 10632-16 | (000000- |) Grommet, Rbr, 0.31 Id, For .06 Matl | 2 | |
| 15 | 80407 | (000000- |) Bracket, Cable, Clutch | 1 | |
| 16 | 80965 | (000000- xxxxxx) | Bracket, Mounting, Dampener, Gas (Replaced by none) | 1 | |
| 17 | 80959 | (000000- xxxxxx) | Dampener, Push, 15Lbs (Replaced by none) | 1 | |
| 18 | 75575 | (000000- |) Spring, Tens, 0.5Dx.06Wire 2.5L | 1 | |
| 19 | 80319 | (000000- |) Bar, Clutch | 1 | |
| 20 | 378769 | (000000- |) Spring | 1 | |
| 21 | 80405 | (000000- |) Arm, Clutch Pivot | 1 | |
| 22 | 80409 | (000000- |) Sleeve, .344B .62D .58 | 1 | |
| 23 | 80406 | (000000- |) Bracket, Clutch Pivot | 1 | |
| 24 | 80079 | (000000- |) Pulley, Idler | 1 | |
| 25 | 80408 | (000000- |) Plate, Cable, Clutch | 1 | |
| ▽ | 80116 | (000000- |) Replm Kit, Main Br Belt 6080G | 1 | |
| ▲ | 26 | 80135 | (000000- |) Belt, Ribbed, 35.0l [J8] | 1 |
| 27 | 80313 | (000000- |) Brake, Belt | 1 | |
| 28 | 40678 | (000000- |) Clamp, Cable | 1 | |
| 29 | 41178 | (000000- |) Washer, Flat, .25 Fender | 1 | |
| 30 | 06941 | (000000- |) Screw, Hex, M06-1.0 X 10, 8.8 | 1 | |
| 31 | 08708 | (000000- |) Nut, Hex, Lock, M6 X 1.0, NI | 3 | |
| 32 | 32490 | (000000- |) Washer, Flat, 0.25 Std | 2 | |
| 33 | 06955 | (000000- |) Screw, Hex, M8 X 1.25 X 35, 8.8 | 1 | |
| 34 | 32491 | (000000- |) Washer, Flat, 0.31 Std | 2 | |
| 35 | 08709 | (000000- |) Nut, Hex, Lock, M8 X 1.25, NI | 1 | |
| 36 | 06946 | (000000- |) Screw, Hex, M6 X 1.0 X 35, 8.8 | 1 | |

Fig. 16 - LPG tank Mounting Group

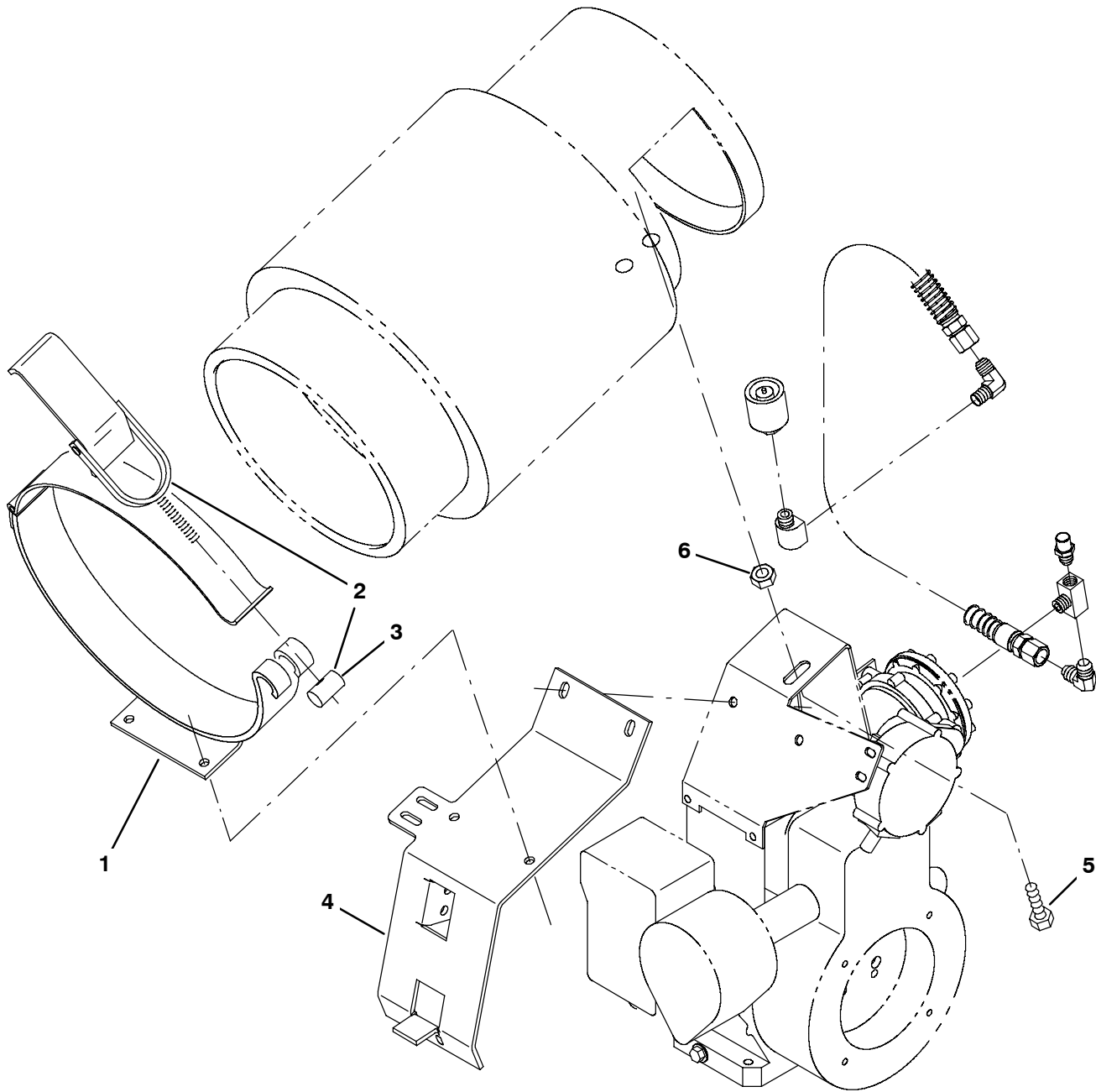


Fig. 16 - LPG Tank Mounting Group

| | Ref. | Part No. | Serial Number | Description | Qty. |
|---|------|----------|---------------|------------------------------------|------|
| | 1 | 80032 | (000000- |) Bracket Wldt, Lpg | 1 |
| ▽ | 2 | 53400-1 | (000000- |) Latch Assy, Lpg Tank Mtg,W/Nut | 1 |
| ▲ | 3 | 53400-4 | (000000- |) Nut, Adjustable, Lpg Tank Mtg | 1 |
| | 4 | 80027 | (000000- |) Bracket, Tank, Lp | 1 |
| | 5 | 41345 | (000000- |) Screw, Hex, M12 X 1.75 X 25, 8.8 | 1 |
| | 6 | 08711 | (000000- |) Nut, Hex, Lock, M12 X 1.75,NI | 1 |

Fig. 17 - LPG Engine Cover Group

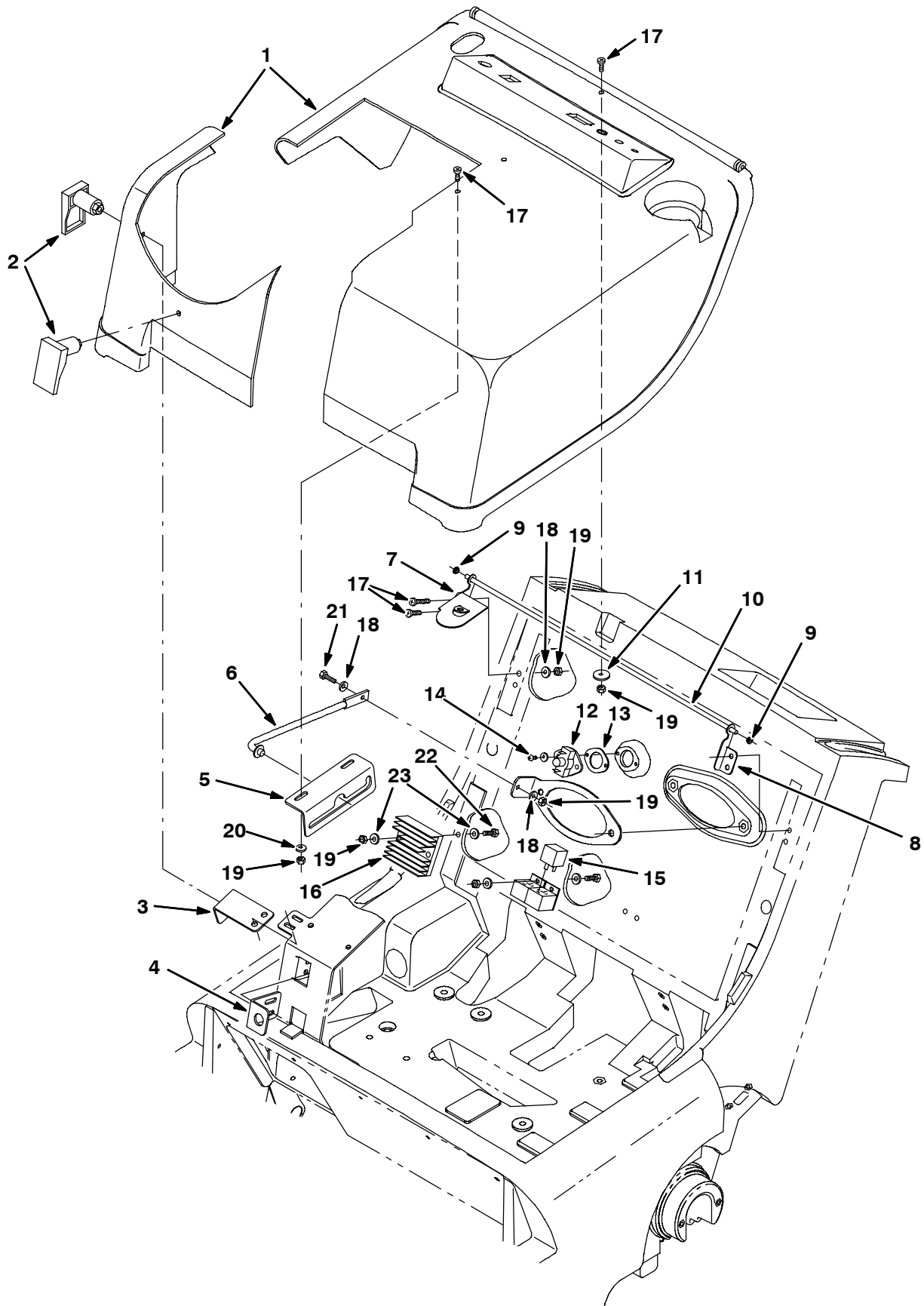
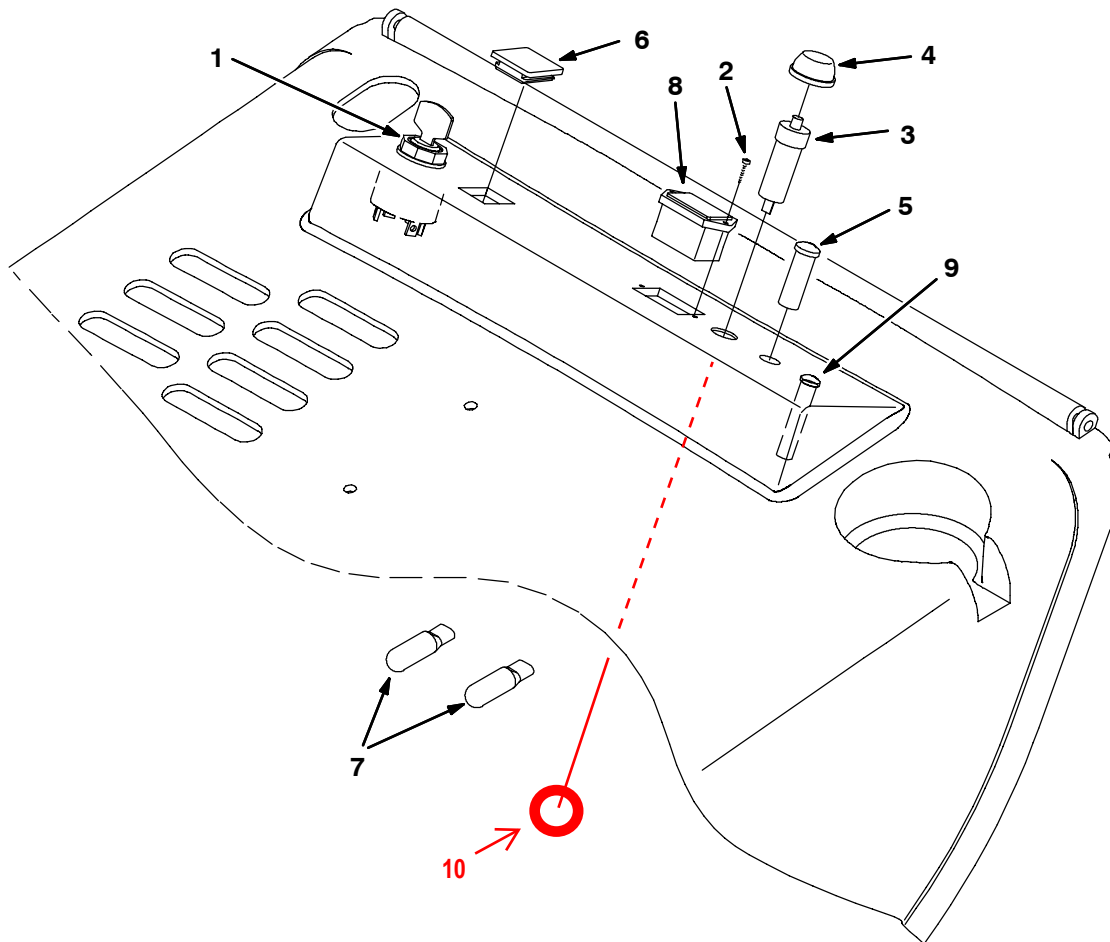


Fig. 17 - LPG Engine Cover Group

| Ref. | Part No. | Serial Number | Description | Qty. |
|------|----------|---------------|----------------------------------|------|
| 1 | 80189 | (000000- |) Hood, Lp W/Labels | 1 |
| 2 | 360388 | (000000- |) Latch, Swell | 2 |
| 3 | 80119 | (000000- |) Bracket, Lp Hood | 1 |
| 4 | 80118 | (000000- |) Bracket, Lp Hood | 1 |
| 5 | 80364 | (000000- |) Bracket, Prop Rod | 1 |
| 6 | 54615 | (000000- |) Rod, Seat | 1 |
| 7 | 80923 | (000000- |) Pivot, Hinge,Eng Cover Right | 1 |
| 8 | 80837 | (000000- |) Pivot, Hinge, Eng Cover, Left | 1 |
| 9 | 80921 | (000000- |) Bearing, Snap-In, .250 Bore | 2 |
| 10 | 80924 | (000000- |) Rod, Hinge Pin, Nylon | 1 |
| 11 | 41178 | (000000- |) Washer, Flat, 0.25 Fender | 1 |
| 12 | 87546 | (000000- |) Thermostat, Spst Switch | 1 |
| 13 | 82733 | (000000- |) Gasket, Fire Switch | 1 |
| 14 | 49162 | (000000- |) Screw-Pan 08-10X.050 | 2 |
| 15 | 57804 | (000000- |) Relay-Electrical, 12 V.D.C. | 1 |
| 16 | 80072 | (000000- |) Volt Reg Rn | 1 |
| 17 | 09164 | (000000- |) Screw, Pan, M6 X 1.0 X 20, 4.8 | 7 |
| 18 | 32483 | (000000- |) Washer, Flat, 0.25 Sae | 6 |
| 19 | 08708 | (000000- |) Nut, Hex, Lock, M6 X 1.0, NI | 10 |
| 20 | 01684 | (000000- |) Washer, Flat, 0.25 Ss | 2 |
| 21 | 06943 | (000000- |) Screw, Hex, M6 X 1.0 X 20, 8.8 | 1 |
| 22 | 06945 | (000000- |) Screw, Hex, M6 X 1.0 X 30, 8.8 | 2 |
| 23 | 32490 | (000000- |) Washer, Flat, 0.25 Std | 4 |

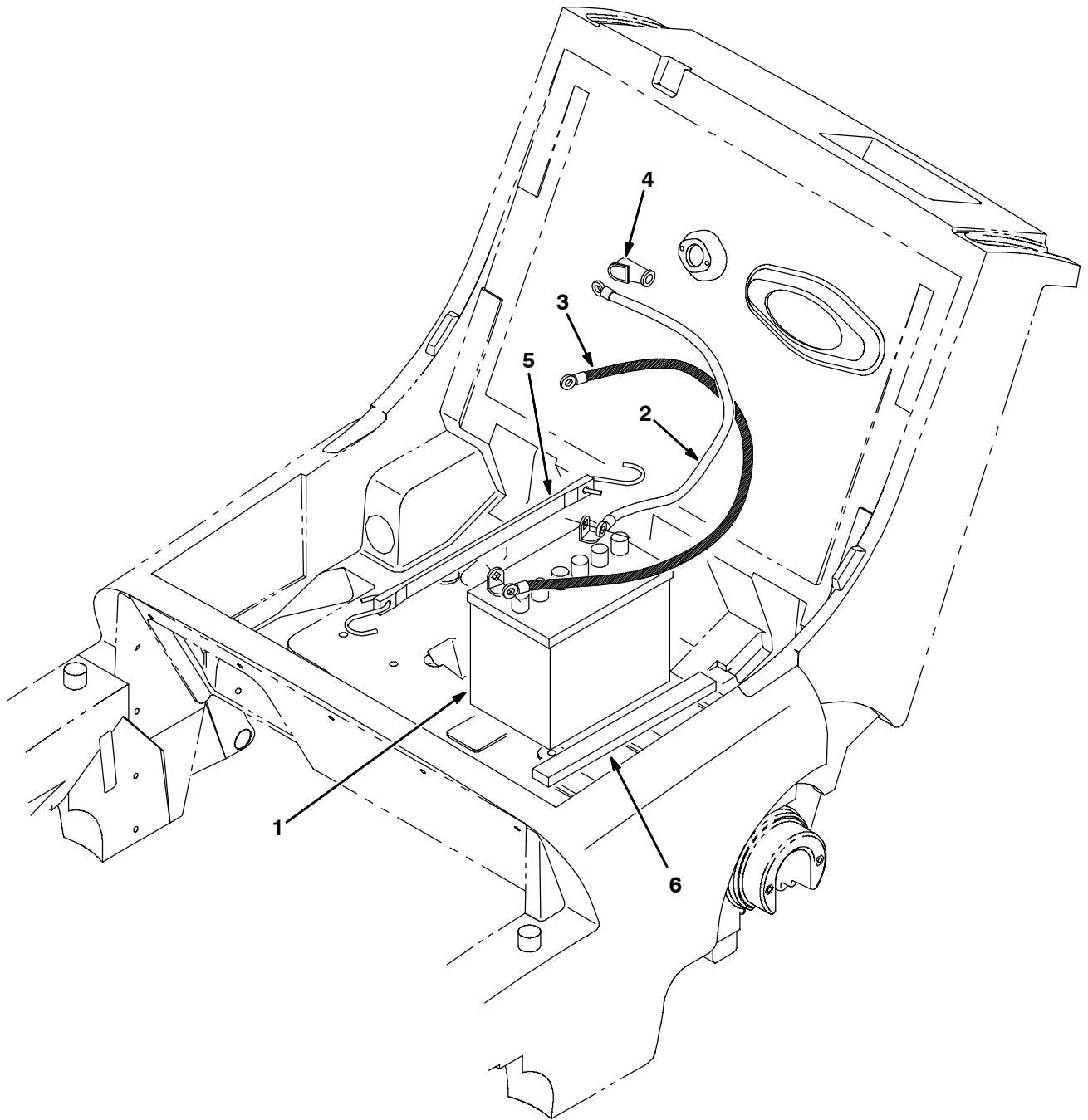
Fig. 18 - Instrument Panel Group



350882 - G, LP

| Ref. | Part No. | Serial Number | Description | Qty. | |
|---------|----------|------------------|----------------|----------------------------------|---|
| ▽ 1 | 80331 | (000000- |) Switch, Key | 1 | |
| ▲ | 80181 | (000000- |) Key Set Rn | 1 | |
| | 2 | 222267 | (000000- |) Screw, Pnfmg 6X.50 Type Ab | 2 |
| 1045858 | 3 | 57803 | (000000- |) Breaker-Circuit, 15A Resetable | 1 |
| 1046173 | 4 | 57751 | (000000- |) Boot,Circuit Breaker | 1 |
| | 5 | 34820 | (000000- |) Light, Indctr/Red 12V .1A Jmco | 1 |
| | 6 | 80277 | (000000- |) Plug, Switch | 1 |
| | 7 | 222290 | (000000- |) Diode, Elec, Plug | 2 |
| | 8 | 31988 | (000000- |) Hourmeter, Electronic | 1 |
| | 9 | 80173 | (000000- |) Light, Oil | 1 |
| | 10 | 1046176 | Retaining Ring | 1 | |

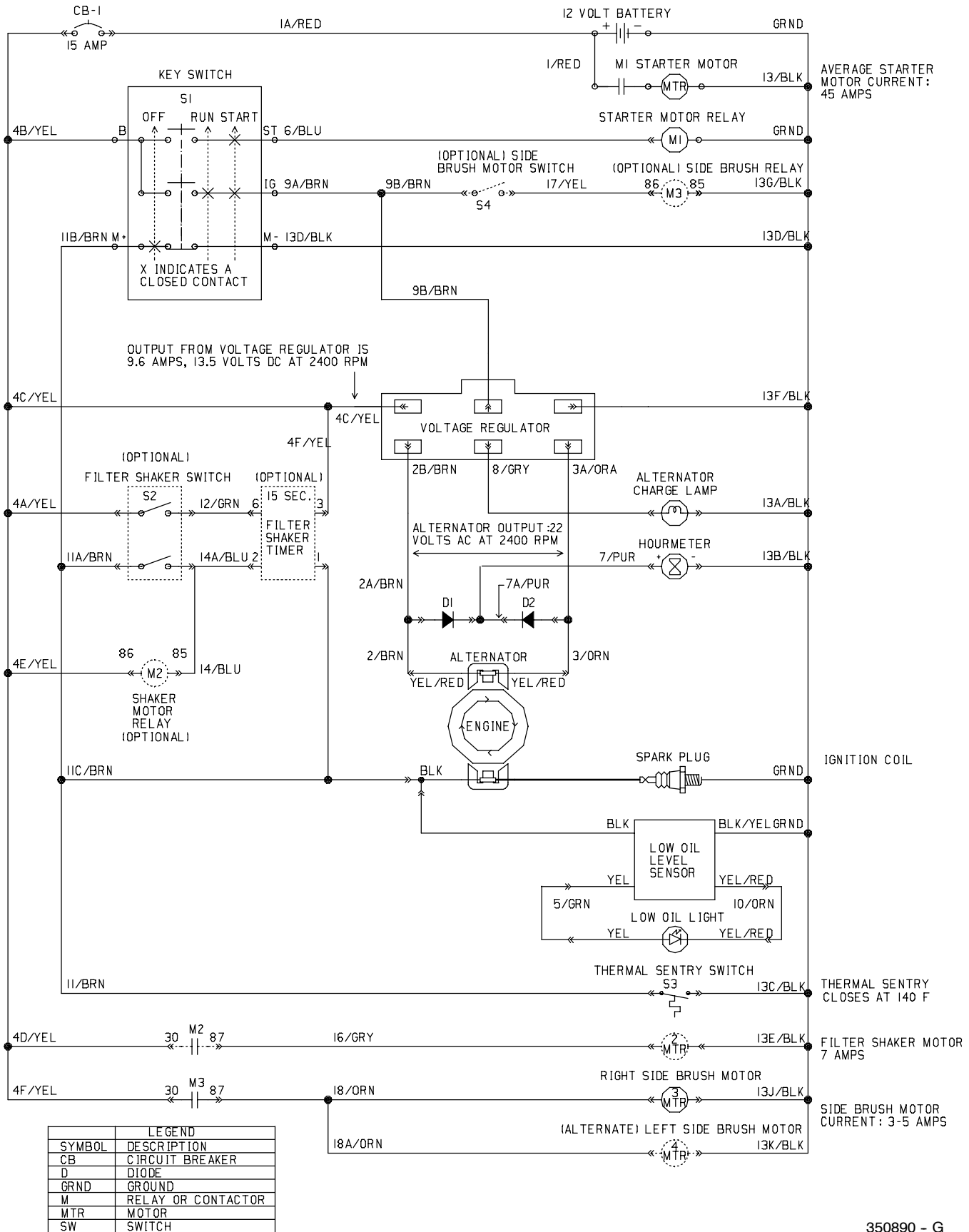
Fig. 19 - Battery Group



350878 - G, LP

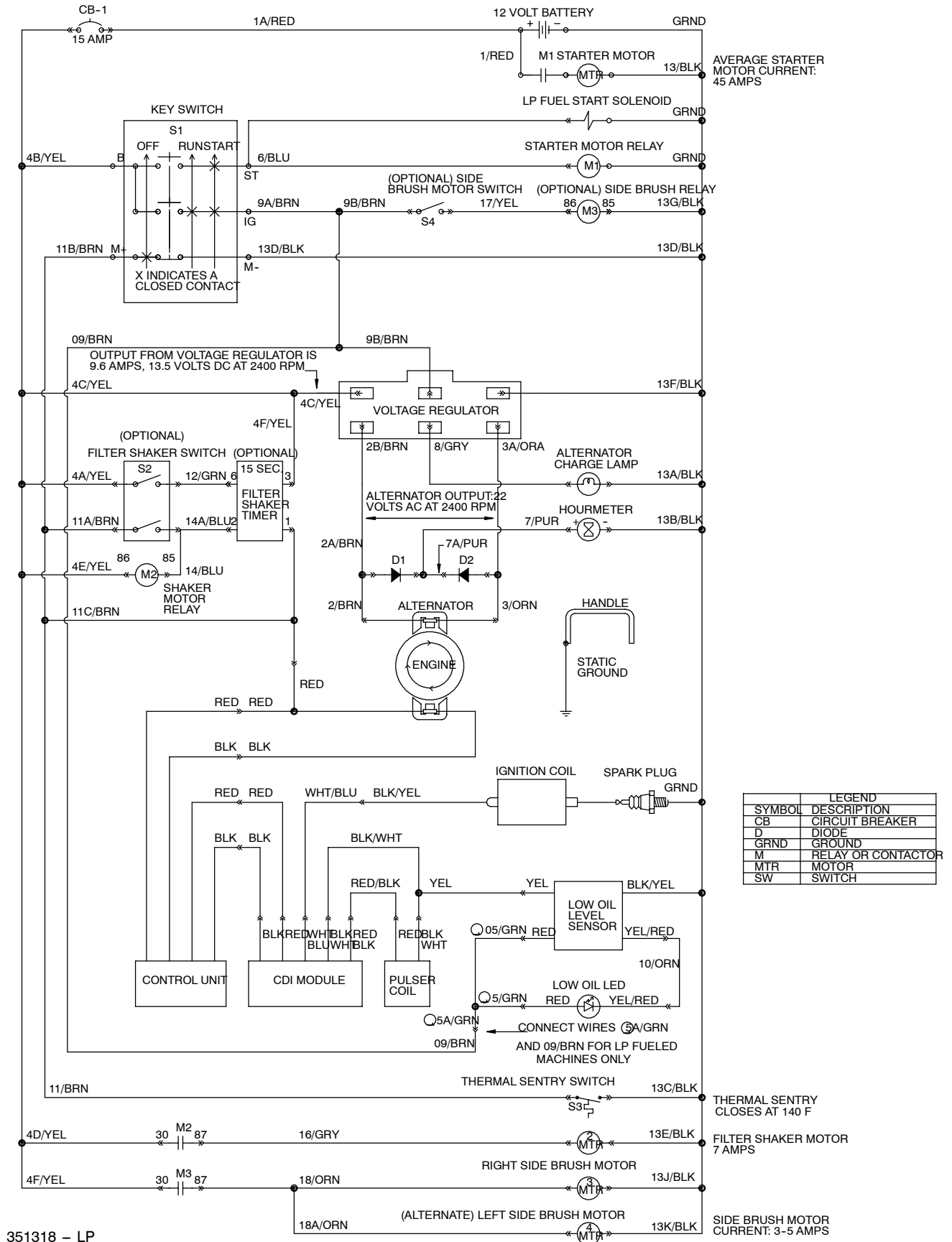
| Ref. | Part No. | Serial Number | Description | Qty. |
|------|----------|---------------|-------------------------------|------|
| 1 | 10134 | (000000-) | Battery, 12V, Cc Amps:260 Wet | 1 |
| 2 | 19979 | (000000-) | Cable Assy-Batt,Pos, 20.0, | 1 |
| 3 | 86421 | (000000-) | Wire Assy, 27.0 Lg., 6 Ga. | 1 |
| 4 | 02076 | (000000-) | Boot, 90Deg .50D .57X .84 | 1 |
| 5 | 57769 | (000000-) | Strap, Rubber | 1 |
| 6 | 13294 | (000000-) | Seal, Rbr, .50 X 1.00 X 10.5 | 1 |

Fig. 20 - Electrical Schematic, Gas



350890 - G

Fig. 21 - Electrical Schematic LPG



351318 - LP

Fig. 22 - Wire Harness Group

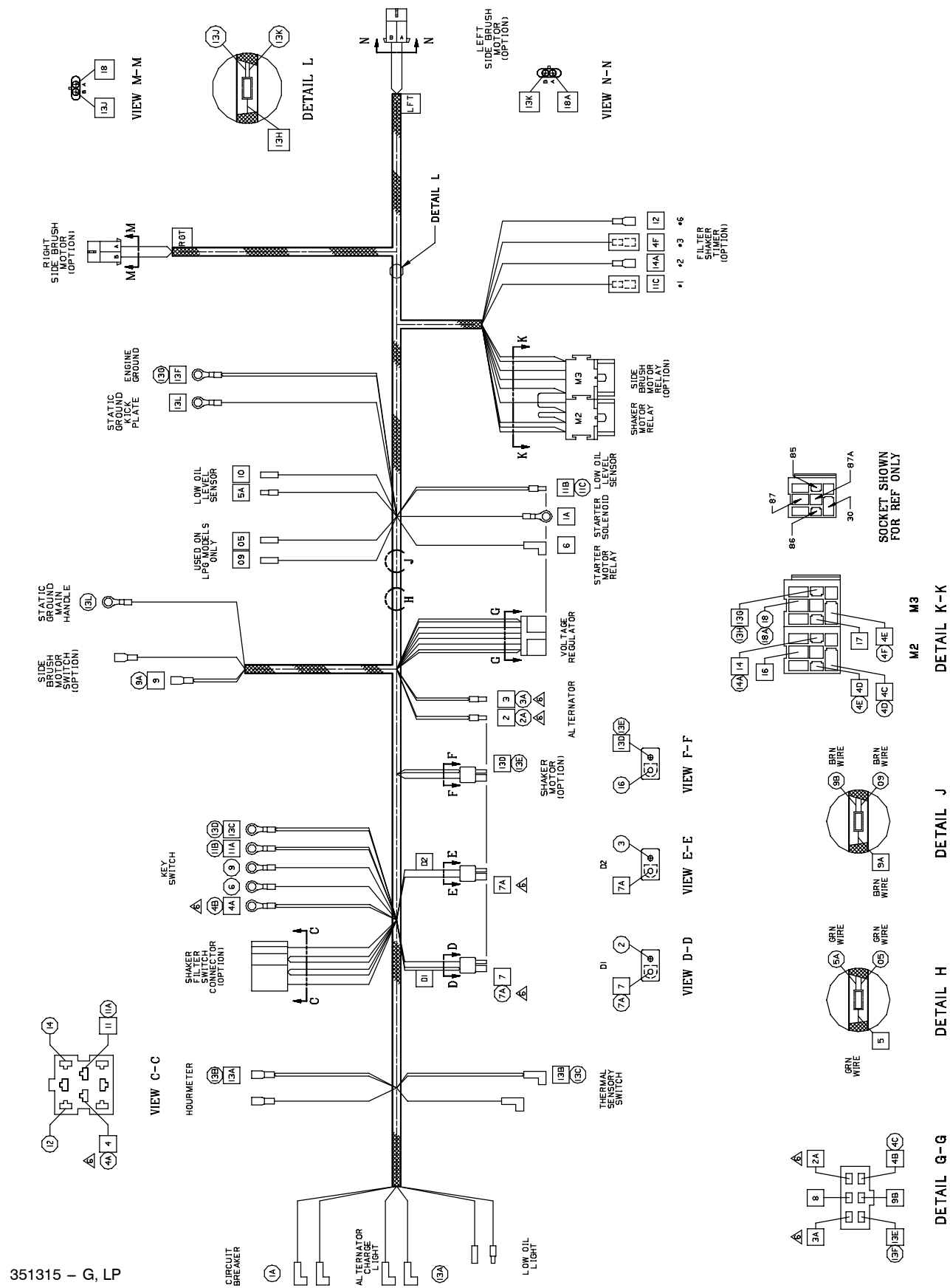
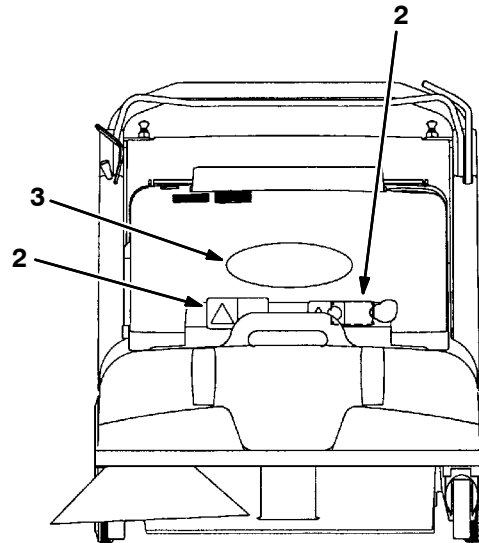
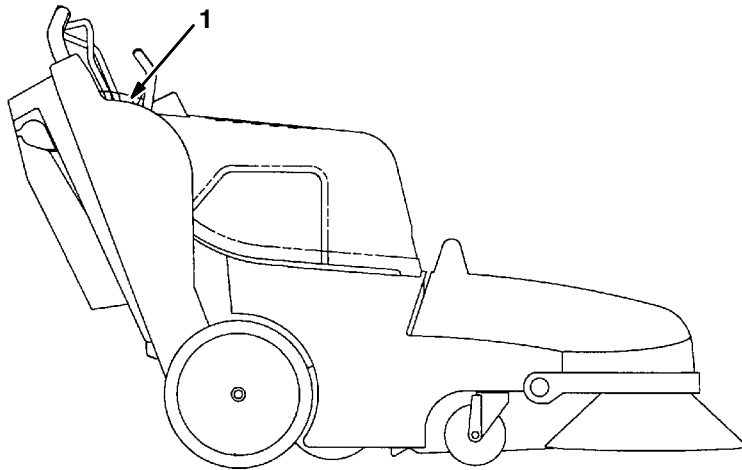
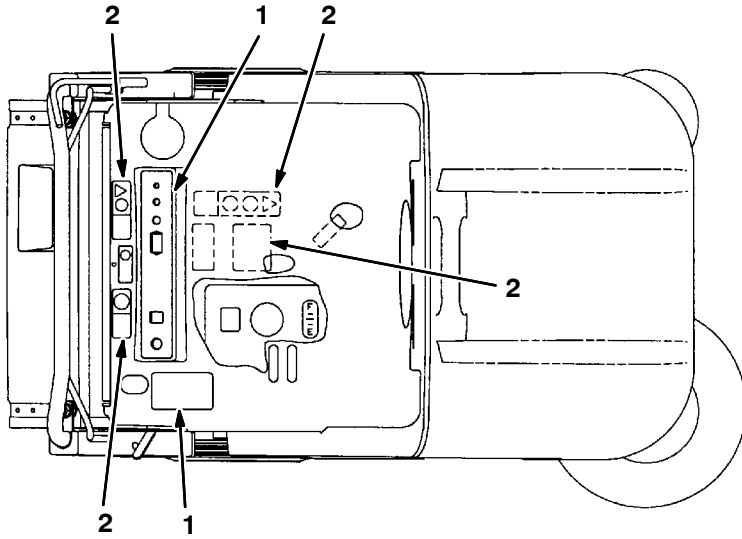


Fig. 22 - Wire Harness Group

| Ref. | Part No. | Serial Number | Description | Qty. |
|-------------|-----------------|----------------------|------------------------------|-------------|
| 1 | 80199 | (000000- |) Harness, Wire, Main Gas/Lp | 1 |

Fig. 23 - Label Group



350910 - G, LP

| Ref. | Part No. | Serial Number | Description | Qty. |
|------|----------|---------------|---------------------------|------|
| 1 | 379239 | (000000-) | Label Set, Oper 3640 G/Lp | 1 |
| 2 | 80951 | (000000-) | Label Set, Info & Hzd | 1 |
| 3 | 09806 | (000000-) | Label, Tennant Logo | 1 |

SECTION 3

| Contents | Page |
|---|-------------|
| Fig. 1 - Hopper Dump Assist Kit | 3-2 |
| Fig. 2 - Dual Side Brush Kit | 3-4 |
| Fig. 3 - Dual Side Brush Kit, (W/O Battery) | 3-6 |
| Fig. 4 - Panel Filter Kit | 3-8 |
| Fig. 5 - Vacuum Bag Kit | 3-10 |
| Fig. 6 - High Flow To Standard Panel Kit | 3-12 |
| Fig. 7 - High Flow To Standard Bag Kit | 3-14 |
| Fig. 8 - Standard To High Air Flow Kit | 3-16 |
| Fig. 9 - High Flow Vacuum Wand Kit | 3-18 |
| Fig. 10 - Vacuum Wand Extend Kit | 3-20 |
| Fig. 11 - Wide Track Wheels Kit | 3-22 |
| Fig. 12 - Hinge Repair Kit | 3-24 |
| Fig. 13 - Steel Static Chain Kit | 3-26 |
| Fig. 14 - LPG Tank Group | 3-27 |
| Fig. 15 - Carpet Sweeping Group | 3-28 |
| Fig. 16 - Main Brush Downpressure Kit | 3-29 |
| Fig. 17 - Documentation Group | 3-30 |

Fig. 1 - Hopper Dump Assist Kit

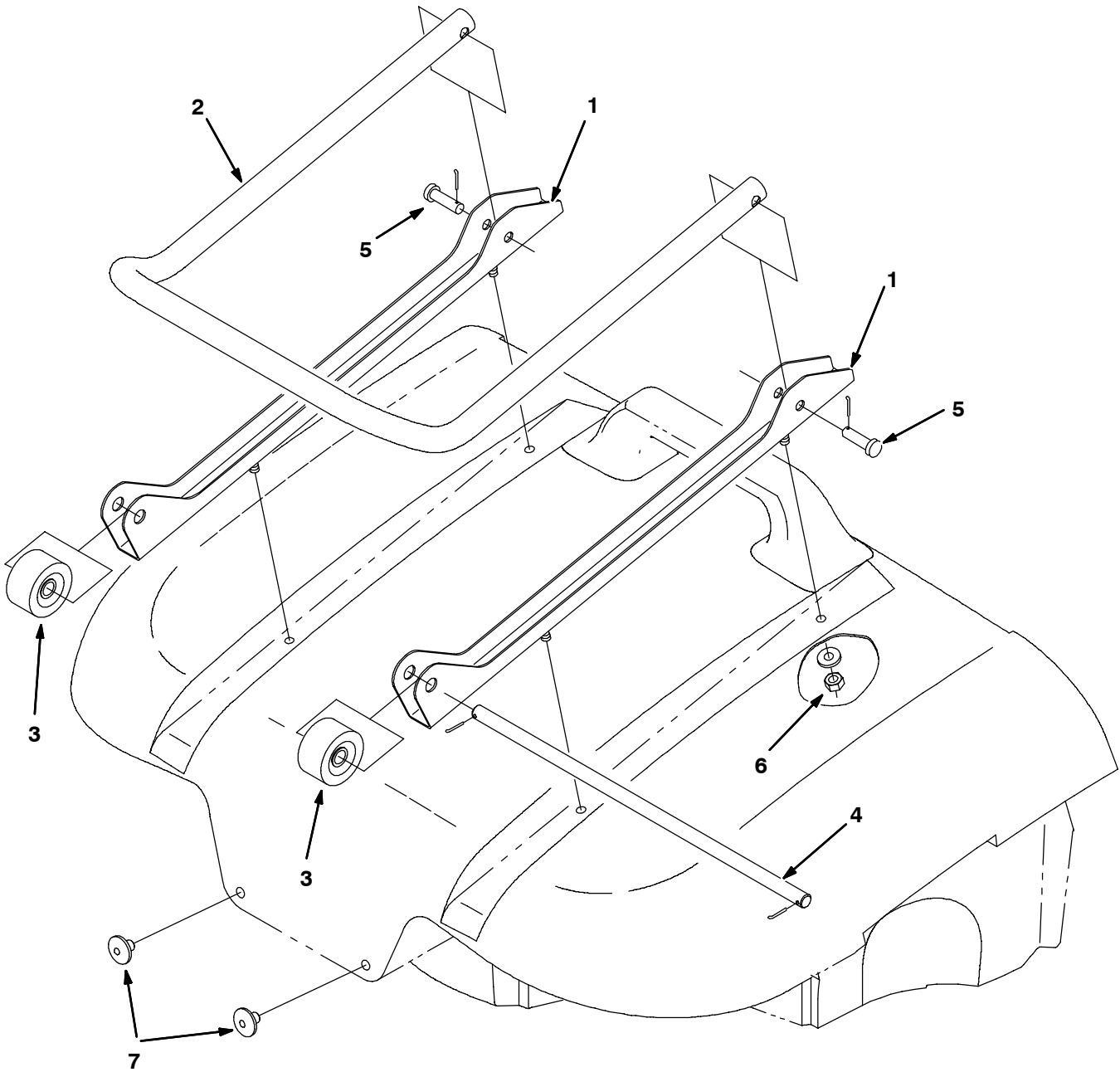


Fig. 1 - Hopper Dump Assist Kit

| | Ref. | Part No. | Serial Number | Description | Qty. |
|---|-------------|-----------------|----------------------|---------------------------------|-------------|
| ▽ | | 80249 | (000000- |) Hopper Dump Assist Kit | 1 |
| ▲ | 1 | 80960 | (000000- |) Bracket, Hopper Assist | 2 |
| ▲ | 2 | 80961 | (000000- |) Handle, Hopper Assist | 1 |
| ▲ | 3 | 222403 | (000000- |) Wheel, 2.0 Dia | 2 |
| ▲ | 4 | 80289 | (000000- |) Shaft, Hopper Assist | 1 |
| ▲ | 5 | 29557 | (000000- |) Pin,Clevis,0.37 Dia.X 1.25 Lg | 2 |
| ▲ | 6 | 08713 | (000000- |) Nut-Hxlocnyln M 8X1.25 Reg Ss | 4 |
| ▲ | 7 | 80300 | (000000- |) Button, Wear | 2 |

Fig. 2 - Dual Side Brush Kit

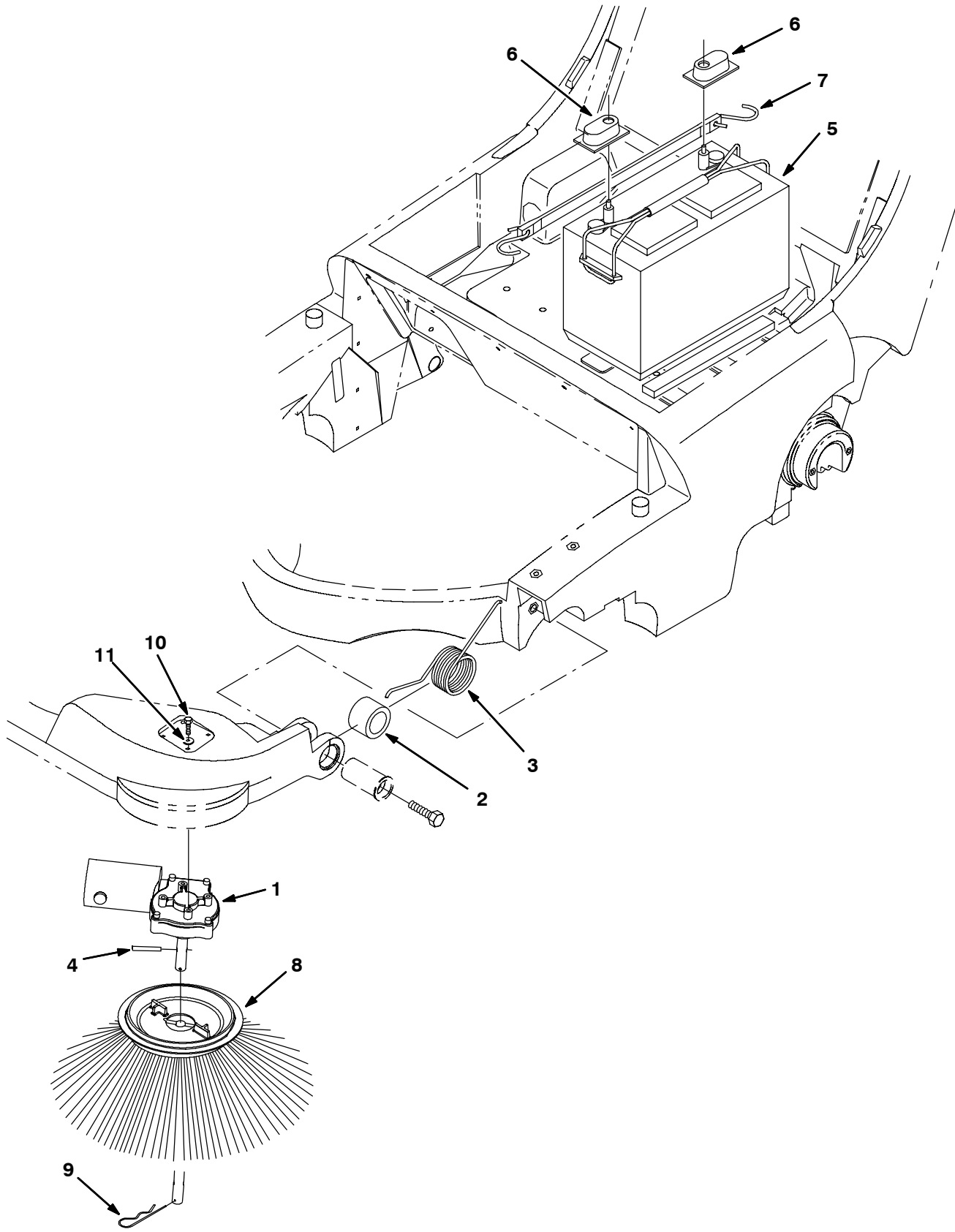


Fig. 2 - Dual Side Brush Kit

| | Ref. | Part No. | Serial Number | Description | Qty. |
|----|-------------|-----------------|----------------------|--|-------------|
| ▽ | | 80267 | (000000- |) Dual Side Brushes 12V | 1 |
| ▲▽ | 1 | 1008276 | (000000- |) Motor, Ele, 12vdc 0.08hp 0068rpm 04.5a | 1 |
| ▲▲ | | 80126 | (000000- |) Brush & Spring Assy | 1 |
| ▲▲ | | 80127 | (000000- |) Cap, Brush | 2 |
| ▲▲ | | 369795 | (000000- |) Holder, Brush | 2 |
| ▲▲ | | 369796 | (000000- |) Clip | 2 |
| ▲ | 2 | 80321 | (000000- |) Sleeve | 1 |
| ▲ | 3 | 379206 | (000000- |) Spring, Torsion | 1 |
| ▲ | 4 | 11516 | (000000- |) Pin | 1 |
| ▲ | 5 | 80063 | (000000- |) Battery | 1 |
| ▲ | 6 | 45962 | (000000- |) Boot, Terminal | 2 |
| ▲ | 7 | 33671 | (000000- |) Strap, Rubber | 1 |
| ▲ | 8 | 80042 | (000000- |) Side Brush | 1 |
| ▲ | 9 | 02942 | (000000- |) Pin, Hair Cotter | 1 |
| ▲ | 10 | 06943 | (000000- |) Screw, Hex, M6 X 1.0 X 20, 8.8 | 4 |
| ▲ | 11 | 32490 | (000000- |) Washer, Flat, 0.25 Std | 4 |

Fig. 3 - Dual Side Brush Kit, (W/O Battery)

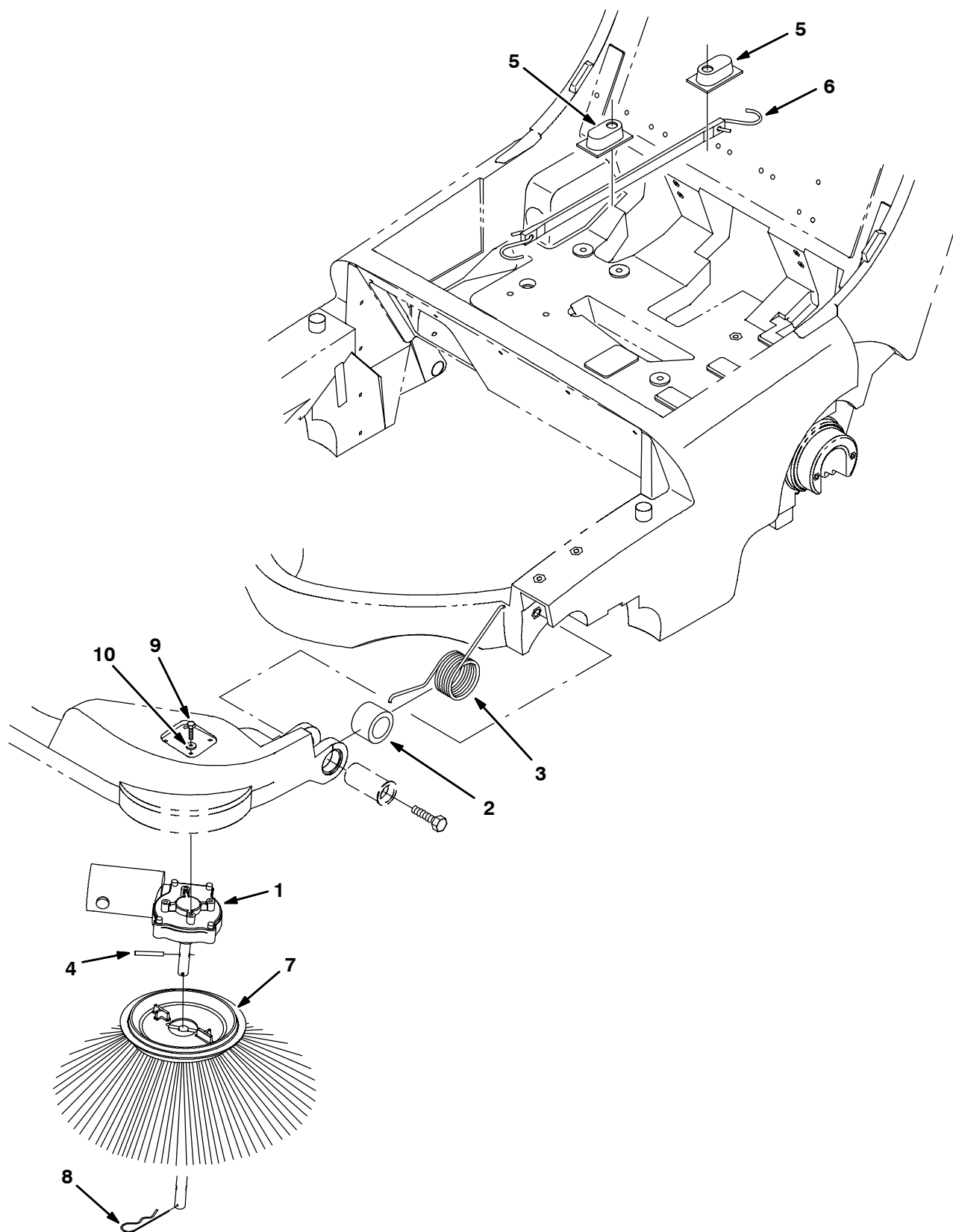


Fig. 3 - Dual Side Brush Kit, (W/O Battery)

| | Ref. | Part No. | Serial Number | Description | Qty. |
|----|-------------|-----------------|----------------------|--|-------------|
| ▽ | | 398438 | (000000- |) Dual Side Brushes 12V | 1 |
| ▲▽ | 1 | 1008276 | (000000- |) Motor, Ele, 12vdc 0.08hp 0068rpm 04.5a | 1 |
| ▲▲ | | 80126 | (000000- |) Brush & Spring Assy | 1 |
| ▲▲ | | 80127 | (000000- |) Cap, Brush | 2 |
| ▲▲ | | 369795 | (000000- |) Holder, Brush | 2 |
| ▲▲ | | 369796 | (000000- |) Clip | 2 |
| ▲ | 2 | 80321 | (000000- |) Sleeve | 1 |
| ▲ | 3 | 379206 | (000000- |) Spring, Torsion | 1 |
| ▲ | 4 | 11516 | (000000- |) Pin | 1 |
| ▲ | 5 | 45962 | (000000- |) Boot, Terminal | 2 |
| ▲ | 6 | 33671 | (000000- |) Strap, Rubber | 1 |
| ▲ | 7 | 80042 | (000000- |) Side Brush | 1 |
| ▲ | 8 | 02942 | (000000- |) Pin, Hair Cotter | 1 |
| ▲ | 9 | 06943 | (000000- |) Screw, Hex, M6 X 1.0 X 20, 8.8 | 4 |
| ▲ | 10 | 32490 | (000000- |) Washer, Flat, 0.25 Std | 4 |

Fig. 4 - Panel Filter Kit

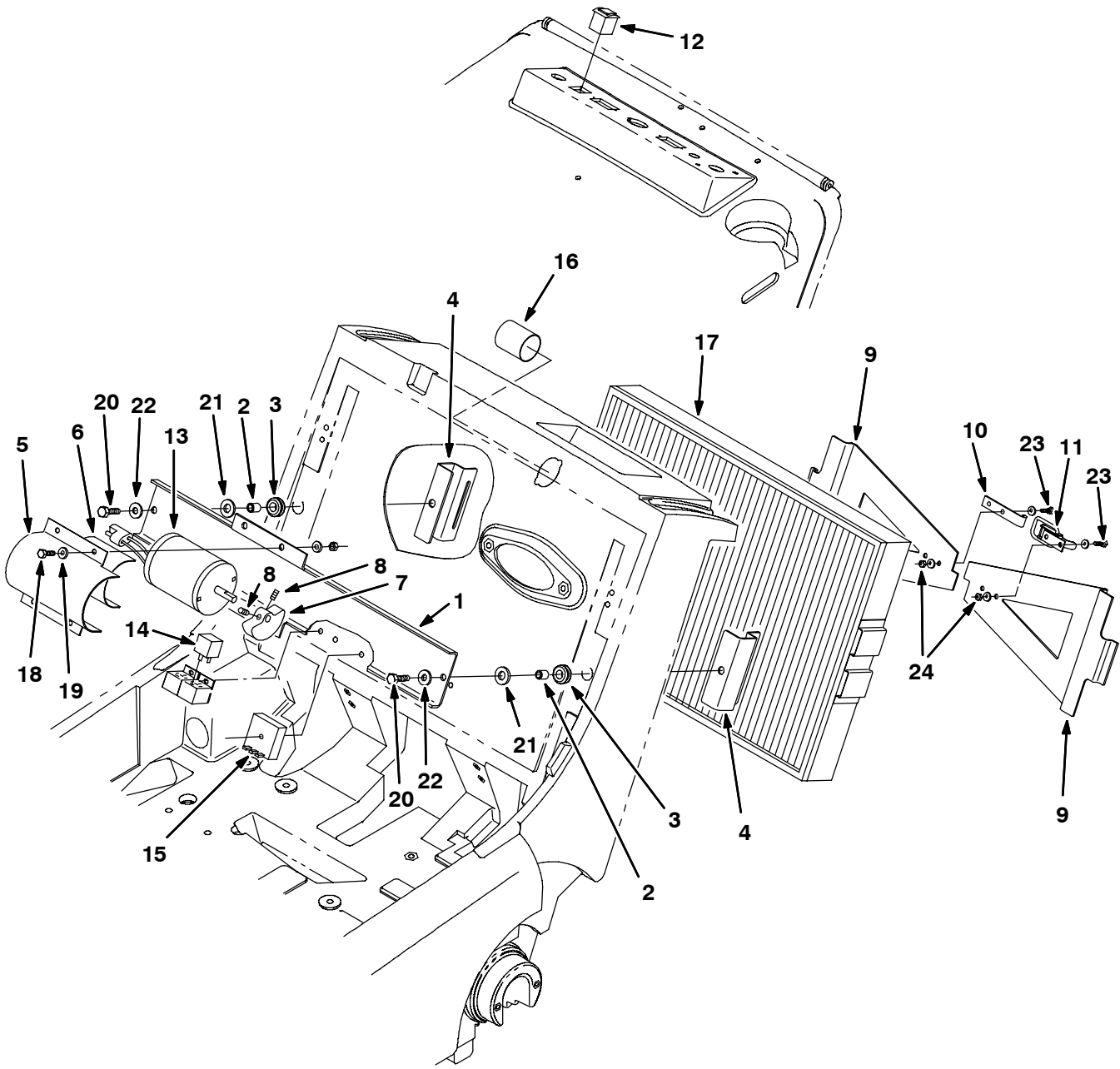


Fig. 4 - Panel Filter Kit

| | Ref. | Part No. | Serial Number | Description | Qty. |
|---|-------------|-----------------|----------------------|---|-------------|
| ▽ | | 80239 | (000000- |) Panel Filter Kit 12V | 1 |
| ▲ | 1 | 80436 | (000000- |) Bar, Shaker Motor | 1 |
| ▲ | 2 | 360930 | (000000- |) Sleeve, .318B .50D .65Ss | 2 |
| ▲ | 3 | 87515 | (000000- |) Grommet,Rbr,0.50ld,For .25Matl | 2 |
| ▲ | 4 | 379218 | (000000- |) Bracket, Shaker | 2 |
| ▲ | 5 | 80437 | (000000- |) Strap, Shaker Motor | 1 |
| ▲ | 6 | 44893 | (000000- |) Bar-Flt .06T 3.90W 10.00L Rbr | 1 |
| ▲ | 7 | 55130 | (000000- |) Weight, Eccentric | 1 |
| ▲ | 8 | 20634 | (000000- |) Scr Set | 2 |
| ▲ | 9 | 80033 | (000000- |) Bracket, Retainer | 2 |
| ▲ | 10 | 80107 | (000000- |) Strike, Latch | 1 |
| ▲ | 11 | 23709 | (000000- |) Catch,Draw Pull | 1 |
| ▲ | 12 | 80296 | (000000- |) Switch, Rocker, Dpst | 1 |
| ▲ | 13 | 54121 | (000000- |) Motor,Elec Shaker 12V | 1 |
| ▲ | 14 | 57804 | (000000- |) Relay-Electrical, 12 V.D.C. | 1 |
| ▲ | 15 | 80329 | (000000- |) Timer, 12V | 1 |
| ▲ | 16 | 80050 | (000000- |) Tube, Hose Cuff | 1 |
| ▲ | 17 | 1037199 | (000000- |) Filter, Panl, Dust, 2.7 X 15.0 X 22.0 | 1 |
| ▲ | 18 | 06942 | (000000- |) Screw, Hex, M6 X 1.0 X 16, 8.8 | 4 |
| ▲ | 19 | 32490 | (000000- |) Washer, Flat, 0.25 Std | 4 |
| ▲ | 20 | 09023 | (000000- |) Screw, Hex, M8 X 1.25 X 35, Ss, Fl | 2 |
| ▲ | 21 | 32486 | (000000- |) Washer, Flat, 0.50 Sae | 2 |
| ▲ | 22 | 01685 | (000000- |) Washer, Flat, 0.31 Ss | 2 |
| ▲ | 23 | 12312 | (000000- |) Screw, Hex, M5 X 0.8 X 12, 8.8 | 4 |
| ▲ | 24 | 06549 | (000000- |) Nut, Hex, Lock, M5 X 0.8, NI | 4 |

Fig. 5 - Vacuum Bag Kit

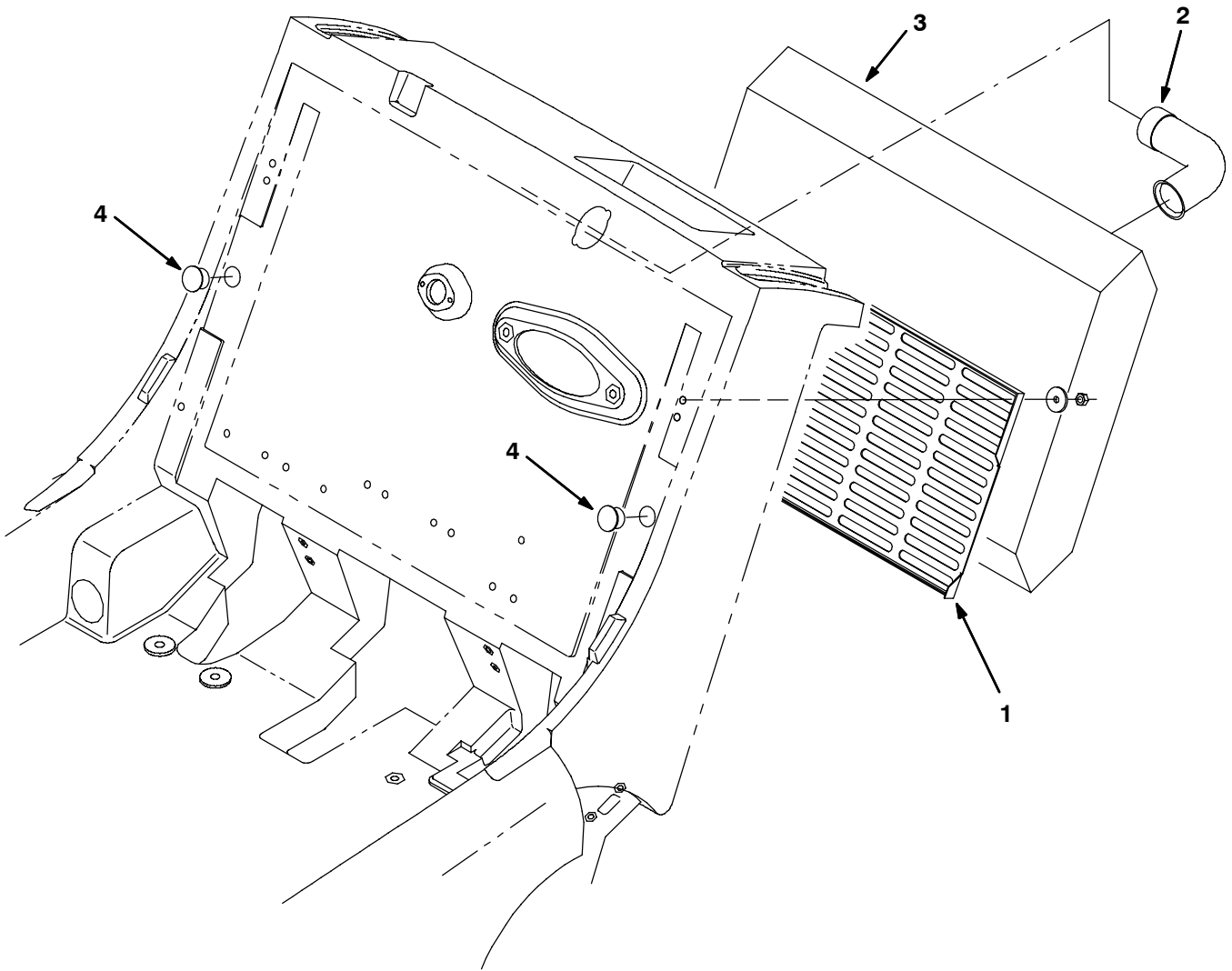


Fig. 5 - Vacuum Bag Kit

| | Ref. | Part No. | Serial Number | Description | Qty. |
|---|-------------|-----------------|----------------------|---------------------------------|-------------|
| ▽ | | 80301 | (000000- |) Conv Kit. Panel Filter To Bag | 1 |
| ▲ | 1 | 80103 | (000000- |) Screen, Vacuum Bag | 1 |
| ▲ | 2 | 80433 | (000000- |) Tube, Vacuum | 1 |
| ▲ | 3 | 80432 | (000000- |) Bag, Vacuum, Disposable 10Pk | 1 |
| ▲ | 4 | 80288 | (000000- |) Plug Button | 2 |

Fig. 6 - High Flow To Standard Panel Kit

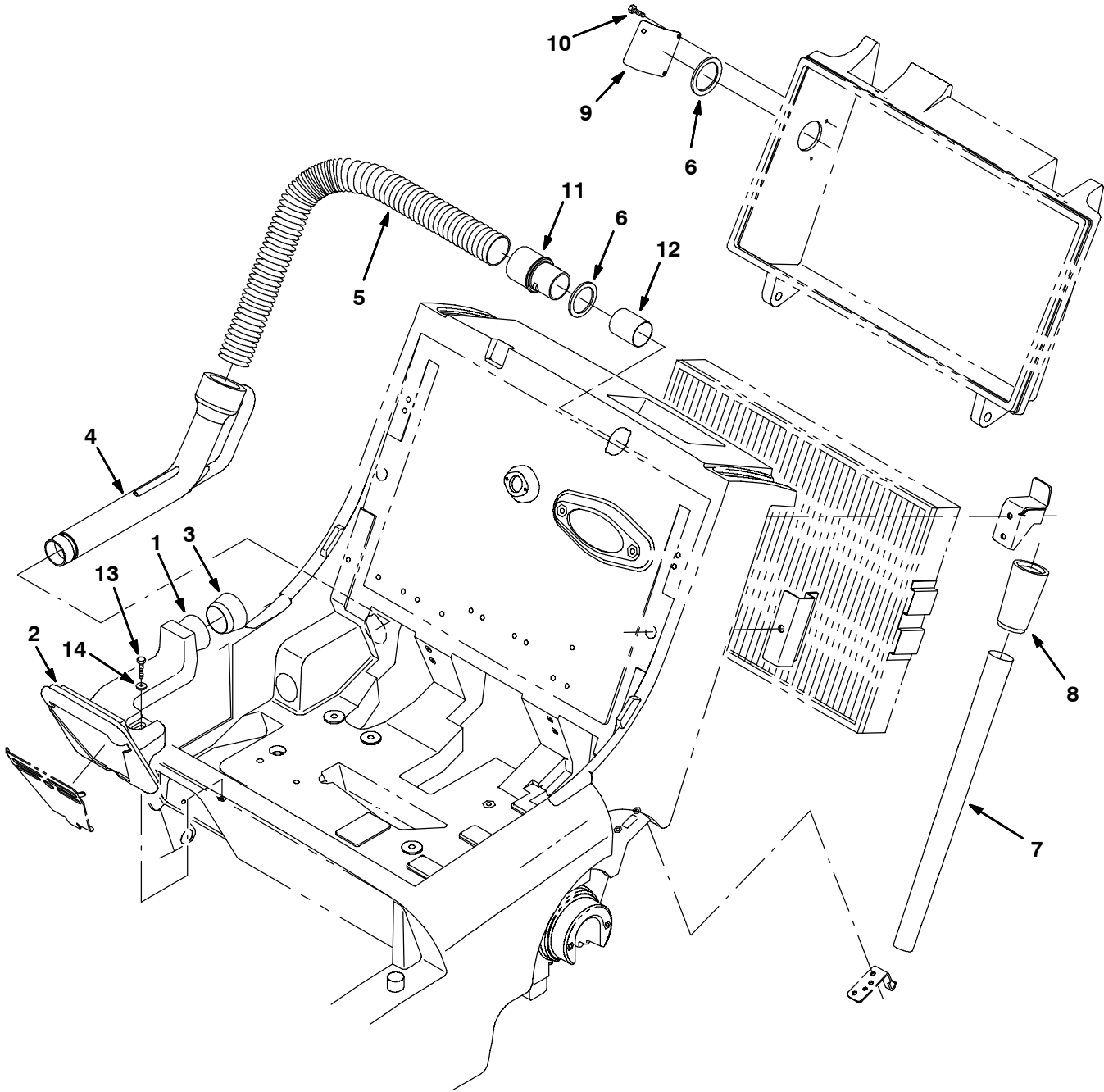


Fig. 6 - High Flow To Standard Panel Kit

| | Ref. | Part No. | Serial Number | Description | Qty. |
|---------|------|---------------------|---------------|--------------------------------|------|
| | ▽ | 373148 | (000000-) | Kit, High Air Flow To Std, Pan | 1 |
| | ▲▽ | 373129 | (000000-) | Kit, Replmt Vacuum Chamber | 1 |
| 9005838 | ▲▲ | 1 373126 | (000000-) | Chamber, Vacuum | 1 |
| | ▲▲ | 2 80096 | (000000-) | Seal, Chamber | 1 |
| | ▲▲ | 3 373125 | (000000-) | Seal, Vac Wand | 1 |
| 9005837 | ▲▲ | 4 373124 | (000000-) | Nozzle, Wand 1.8 | 1 |
| | ▲ | 5 80464 | (000000-) | Hose, Flex | 1 |
| | ▲ | 6 80392 | (000000-) | Gasket, Cuff | 2 |
| | ▲ | 7 80354 | (000000-) | Wand, Vacuum | 1 |
| | ▲ | 8 80299 | (000000-) | Coupling, Vac-Wand | 1 |
| | ▲ | 9 373145 | (000000-) | Cover, Hole | 1 |
| | ▲ | 10 20394 | (000000-) | Screw, Hex, #10 | 3 |
| | ▲ | 11 80270 | (000000-) | Cuff, Flex | 1 |
| | ▲ | 12 80050 | (000000-) | Tube, Hose | 1 |
| | ▲ | 13 06945 | (000000-) | Screw, Hex, M6 X 1.0 X 30, 8.8 | 1 |
| | ▲ | 14 32490 | (000000-) | Washer, Flat, 0.25 Std | 1 |

Fig. 7 - High Flow To Standard Bag Kit

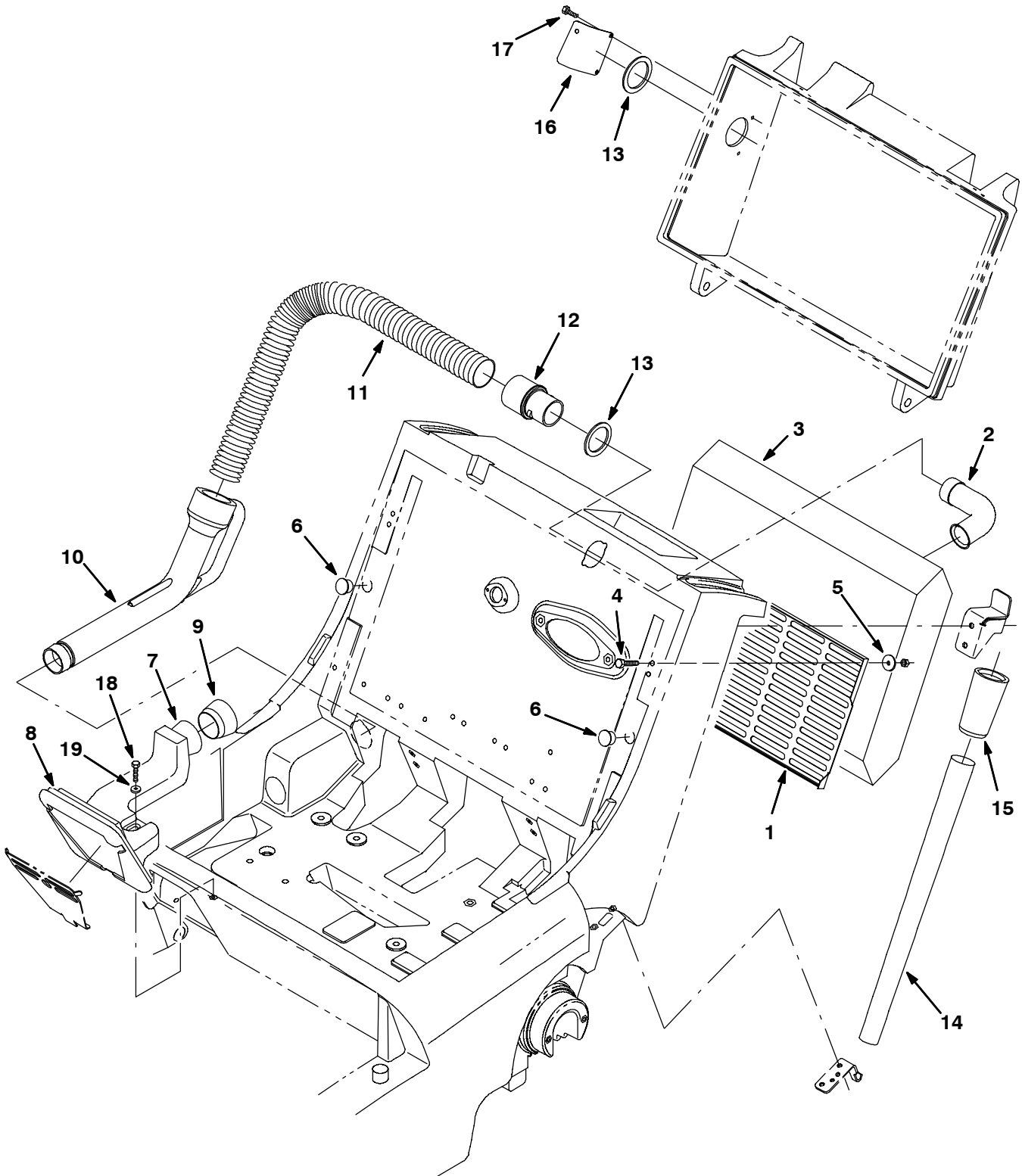


Fig. 7 - High Flow To Standard Bag Kit

| | Ref. | Part No. | Serial Number | Description | Qty. |
|---------|------|----------------------|---------------|--------------------------------|------|
| | ▽ | 373152 | (000000-) | Kit, Hi-Flow To Std, Bag | 1 |
| | ▲ | 1 80103 | (000000-) | Screen, Vacuum Bag | 1 |
| | ▲ | 2 80433 | (000000-) | Tube, Vacuum | 1 |
| | ▲ | 3 80432 | (000000-) | Bag, Vacuum, Disposable 10Pk | 1 |
| | ▲ | 4 09258 | (000000-) | Screw, Pan, M06-1.0 X 40, 4.8 | 2 |
| | ▲ | 5 41178 | (000000-) | Washer, Flat, .25 Fender | 2 |
| | ▲ | 6 80288 | (000000-) | Plug Button | 2 |
| | ▲▽ | 373129 | (000000-) | Kit, Replmt Vacuum Chamber | 1 |
| 9005838 | ▲▲ | 7 373126 | (000000-) | Chamber, Vacuum | 1 |
| | ▲▲ | 8 80096 | (000000-) | Seal, Chamber | 1 |
| | ▲▲ | 9 373125 | (000000-) | Seal, Vac Wand | 1 |
| 9005837 | ▲▲ | 10 373124 | (000000-) | Nozzle, Wand 1.8 | 1 |
| | ▲ | 11 80464 | (000000-) | Hose, Flex | 1 |
| | ▲ | 12 80270 | (000000-) | Cuff, Flex | 1 |
| | ▲ | 13 80392 | (000000-) | Gasket, Cuff | 2 |
| | ▲ | 14 80354 | (000000-) | Wand, Vacuum | 1 |
| | ▲ | 15 80299 | (000000-) | Coupling, Vac-Wand | 1 |
| | ▲ | 16 373145 | (000000-) | Cover, Hole | 1 |
| | ▲ | 17 20394 | (000000-) | Screw, Hex, #10 | 3 |
| | ▲ | 18 06945 | (000000-) | Screw, Hex, M6 X 1.0 X 30, 8.8 | 1 |
| | ▲ | 19 32490 | (000000-) | Washer, Flat, 0.25 Std | 1 |

Fig. 8 - Standard To High Air Flow Kit

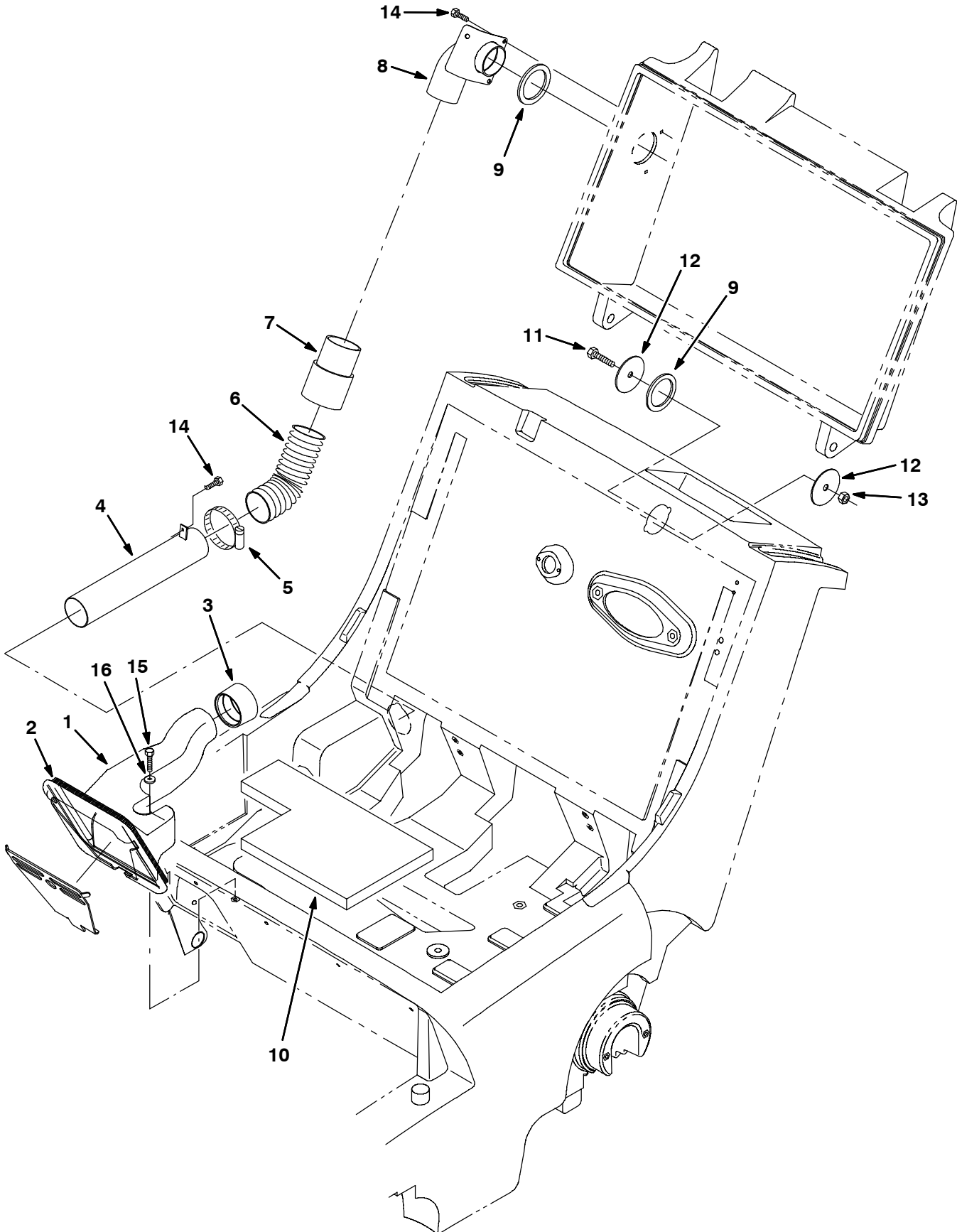


Fig. 8 - Standard To High Air Flow Kit

| | Ref. | Part No. | Serial Number | Description | Qty. |
|---------|------|-----------|---------------|---|------|
| | ▽ | 373121 | (000000- |) Kit, High Vac System Airflow | 1 |
| 9005836 | ▲ | 1 373115 | (000000- |) Housing, Vacuum Hi Flow | 1 |
| | ▲ | 2 80096 | (000000- |) Seal, Chamber | 1 |
| | ▲ | 3 373116 | (000000- |) Seal, Tube, Vacuum | 1 |
| | ▲ | 4 373123 | (000000- |) Tube, Vacuum | 1 |
| | ▲ | 5 22297 | (000000- |) Clamp, Wormdrive | 1 |
| | ▲ | 6 373118 | (000000- |) Hose, Flex | 1 |
| | ▲ | 7 83285 | (000000- |) Cuff, Hose | 1 |
| | ▲ | 8 373113 | (000000- |) Coupling, Hose, Elbow | 1 |
| | ▲ | 9 80392 | (000000- |) Gasket, Cuff | 2 |
| | ▲ | 10 373119 | (000000- |) Spacer, Battery | 1 |
| | ▲ | 11 76570 | (000000- |) Screw, Hex, M08-1.25 X 30, 8.8 | 1 |
| | ▲ | 12 373117 | (000000- |) Washer, Flat, 0.38b 2.25d .07, Stl, Pnt | 2 |
| | ▲ | 13 08709 | (000000- |) Nut, Hex, Lock, M08-1.25 | 1 |
| | ▲ | 14 20394 | (000000- |) Screw, Hex, #10 | 3 |
| | ▲ | 15 06945 | (000000- |) Screw, Hex, M6 X 1.0 X 30, 8.8 | 1 |
| | ▲ | 16 32490 | (000000- |) Washer, Flat, 0.25 Std | 1 |

Fig. 9 - High Flow Vacuum Wand Kit

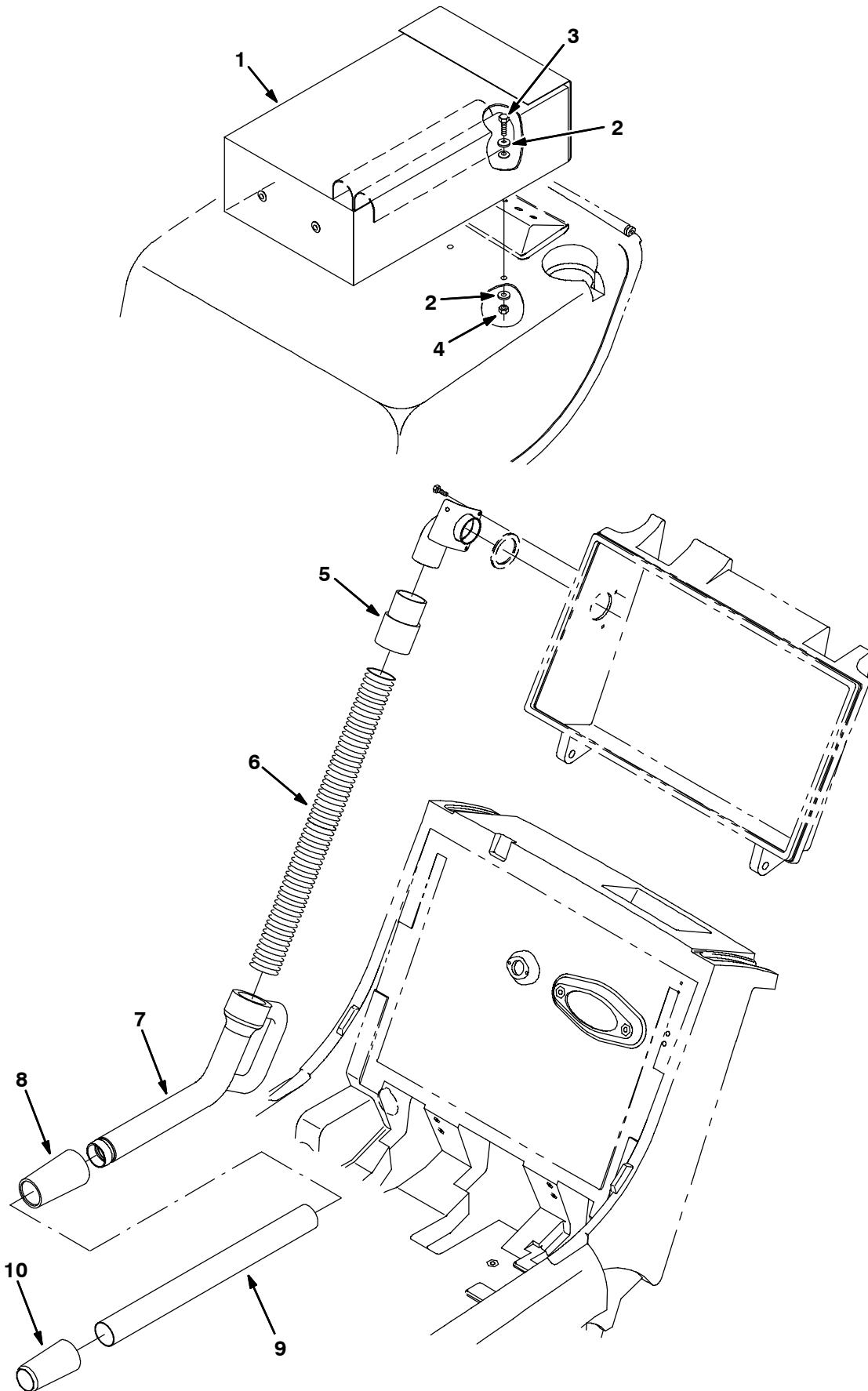


Fig. 9 - High Flow Vacuum Wand Kit

| | Ref. | Part No. | Serial Number | Description | Qty. |
|-----------|-------------|------------------|----------------------|--------------------------------|-------------|
| ▽ | | 373137 | (000000-) | Kit, Vac Wand F/Hi Air Flow | 1 |
| ▲ | 1 | 65580 | (000000-) | Bag, Power | 1 |
| ▲ | 2 | 32492 | (000000-) | Washer, Flat, .38 Hard | 4 |
| ▲ | 3 | 39277 | (000000-) | Screw, Hex, M08-1.25 X 25, 8.8 | 2 |
| ▲ | 4 | 08709 | (000000-) | Nut, Hex, Lock, M08-1.25 | 2 |
| ▲ | 5 | 83285 | (000000-) | Cuff, Hose | 1 |
| ▲ | 6 | 83289 | (000000-) | Hose, Flex | 1 |
| 9005835 ▲ | 7 | 83286 | (000000-) | Nozzle, Vac Wand | 1 |
| ▲ | 8 | 83287 | (000000-) | Coupling, Vac Wand | 1 |
| ▲ | 9 | 379204 | (000000-) | Tube, Vac Wand | 1 |
| ▲ | 10 | 80299 | (000000-) | Coupling, Vac-Wand | 1 |

Fig. 10 - Vacuum Wand Extend Kit

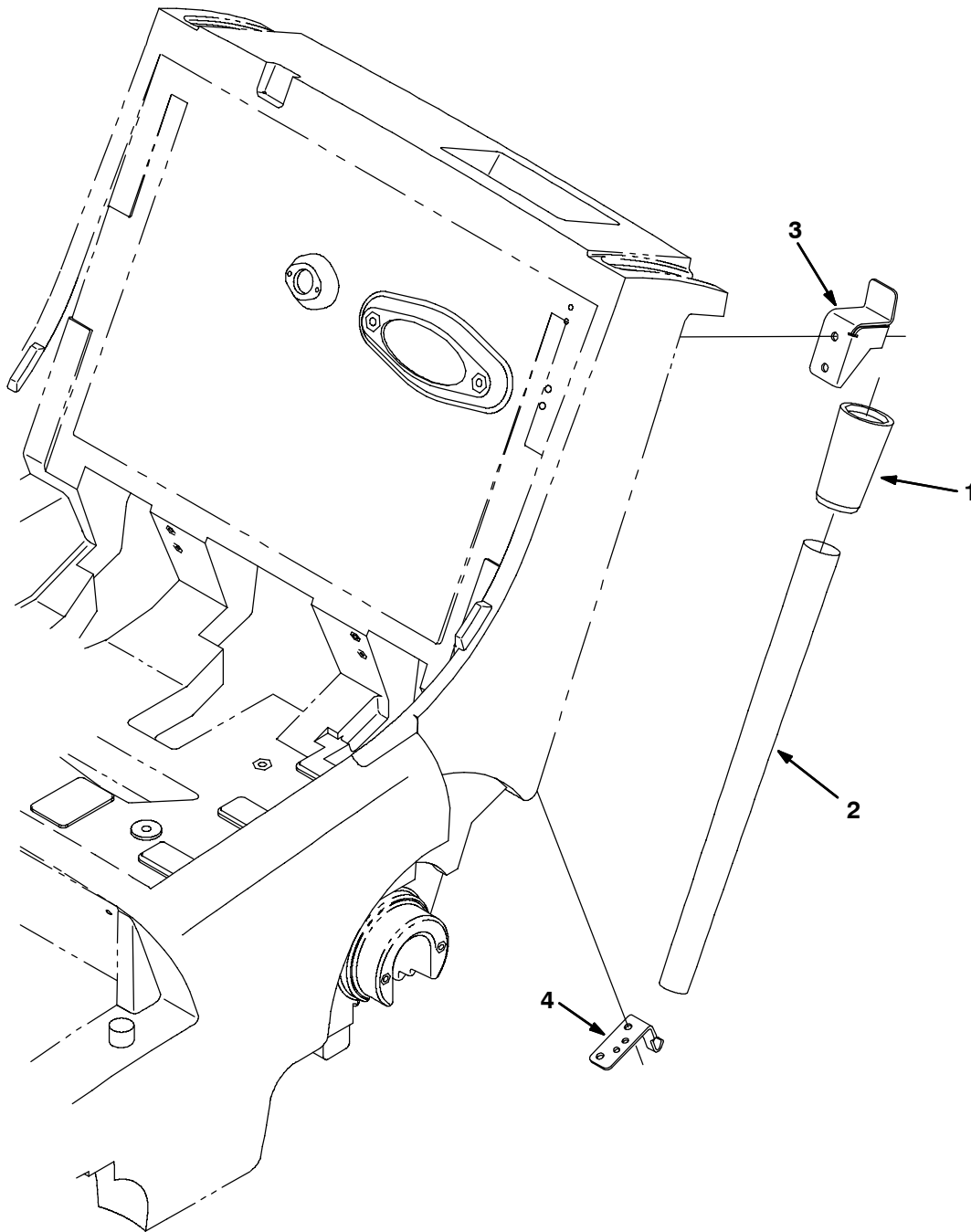


Fig. 10 - Vacuum Wand Extend Kit

| | Ref. | Part No. | Serial Number | Description | Qty. |
|---|-------------|-----------------|----------------------|--------------------------|-------------|
| ▽ | | 373106 | (000000-) | Kit, Vacuum Wand, Extend | 1 |
| ▲ | 1 | 80299 | (000000-) | Coupling, Vac-Wand | 1 |
| ▲ | 2 | 80354 | (000000-) | Wand, Vacuum | 1 |
| ▲ | 3 | 80106 | (000000-) | Bracket, Handle, Stop | 1 |
| ▲ | 4 | 80113 | (000000-) | Plate, Cable, Mount | 1 |

Fig. 11 - Wide Track Wheels Kit

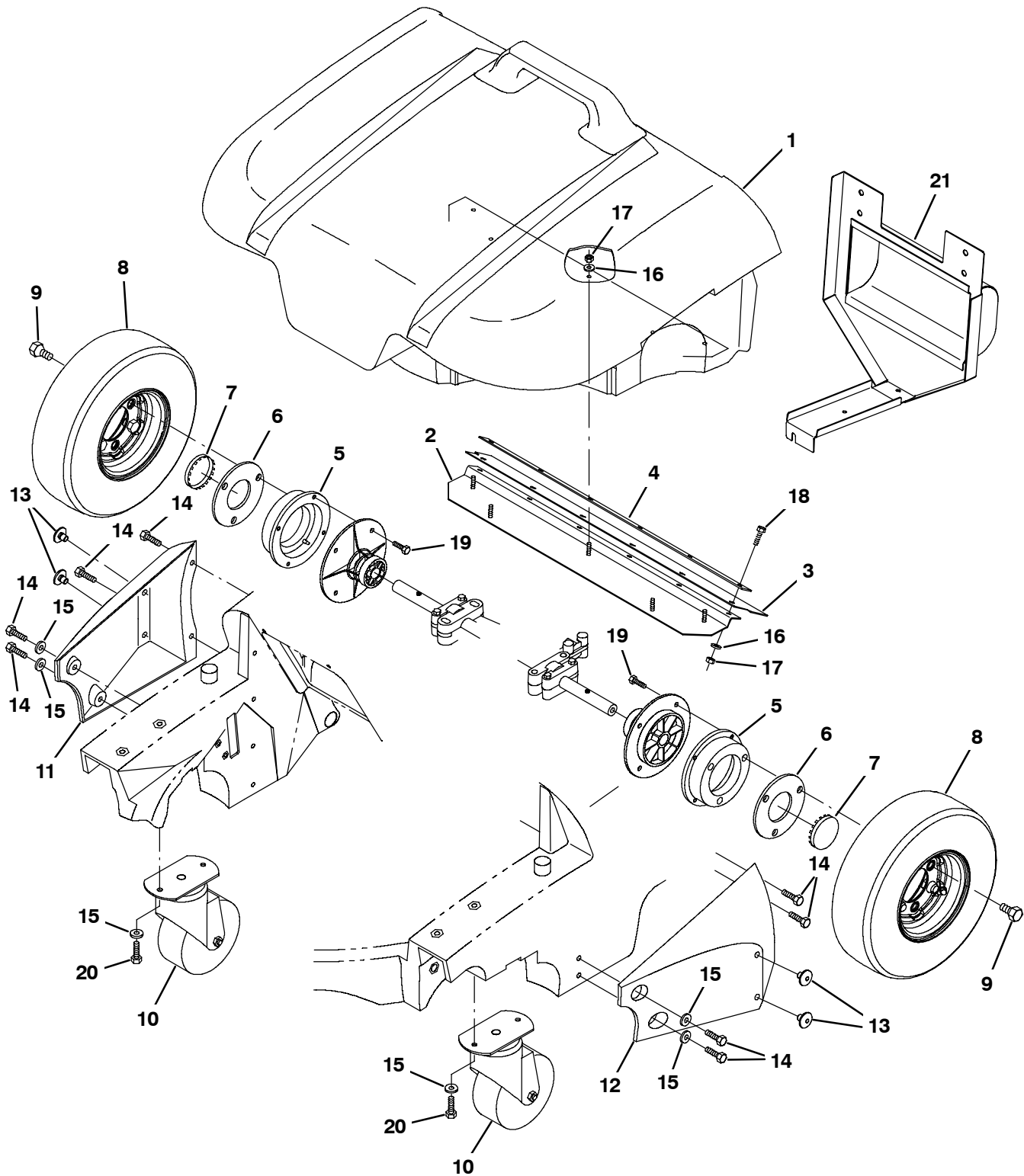


Fig. 11 - Wide Track Wheels Kit

| | Ref. | Part No. | Serial Number | Description | Qty. |
|---------|------|--------------------|---------------|--|------|
| | ▽ | 80252 | (000000- |) Kit, Wheels, Wide Track 6080 | 1 |
| 9005834 | ▲ | 1 80294 | (000000- |) Hopper, Wide Track | 1 |
| | ▲ | 2 80220 | (000000- |) Plate, Wear | 1 |
| | ▲ | 3 373142 | (000000- |) Skirt, Hopper | 1 |
| | ▲ | 4 80230 | (000000- |) Retainer, Lip | 1 |
| | ▲ | 5 80211 | (000000- |) Adaptor, Wheel | 2 |
| | ▲ | 6 80306 | (000000- |) Plate, Hub-Cap | 2 |
| | ▲ | 7 47178-6 | (000000- |) Plugbtn 2.00H .04-.19 Chromstl | 2 |
| | ▲ | 8 78572 | (000000- |) Tire & Rim Assy, Black Pneumat | 2 |
| | ▲ | 9 80276 | (000000- |) Bolt, Lug, | 6 |
| | ▲ | 10 379232 | (000000- |) Caster, Swivel, 5.0 D 2.0w, 2-Hole Neo | 2 |
| | ▲ | 11 80216 | (000000- |) Guard, Wheel , Right | 1 |
| | ▲ | 12 378803 | (000000- |) Guard, Wheel, Left | 1 |
| | ▲ | 13 80300 | (000000- |) Button, Plug | 4 |
| | ▲ | 14 39394 | (000000- |) Screw, Hex, .31-.09 X 1.25, Wood | 8 |
| | ▲ | 15 32491 | (000000- |) Washer, Flat, 0.31 Std | 4 |
| | ▲ | 16 01684 | (000000- |) Washer, Flat, 0.25 Ss | 11 |
| | ▲ | 17 08712 | (000000- |) Nut, Hex, Lock, M6 X 1.0, Ss, NI | 11 |
| | ▲ | 18 08716 | (000000- |) Screw, Hex, M6 X 1.0 X 20, Ss | 6 |
| | ▲ | 19 87308 | (000000- |) Screw, Hex, M6 X 1.0 X 12, 8.8 | 8 |
| | ▲ | 20 16735 | (000000- |) Screw, Hex, M8 X 1.25 X 16, 8.8 | 4 |
| | ▲ | 21 379229 | (000000- |) Plate Wldt, Back, Stop, Hd | 1 |

Fig. 12 - Hinge Repair Kit

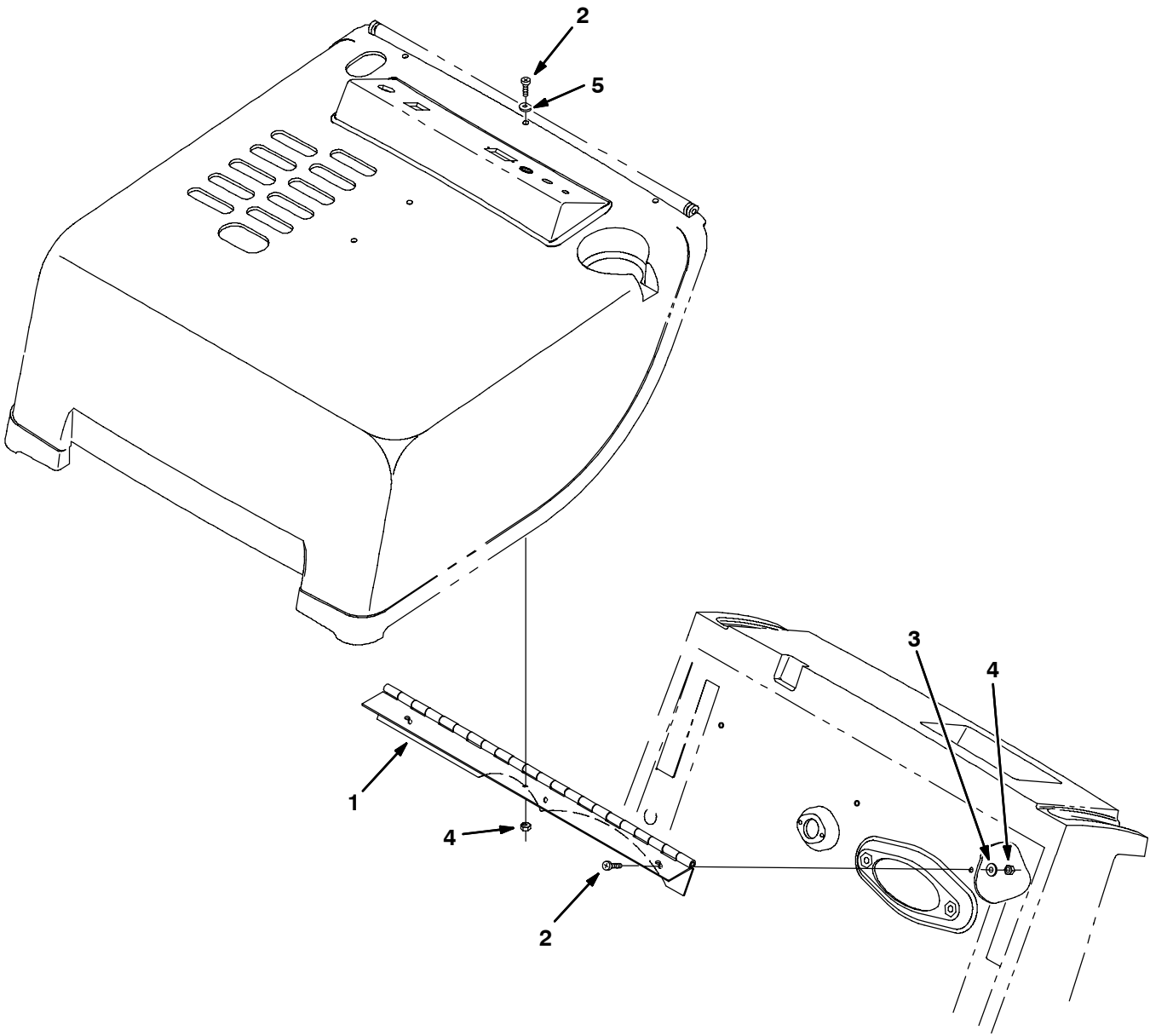
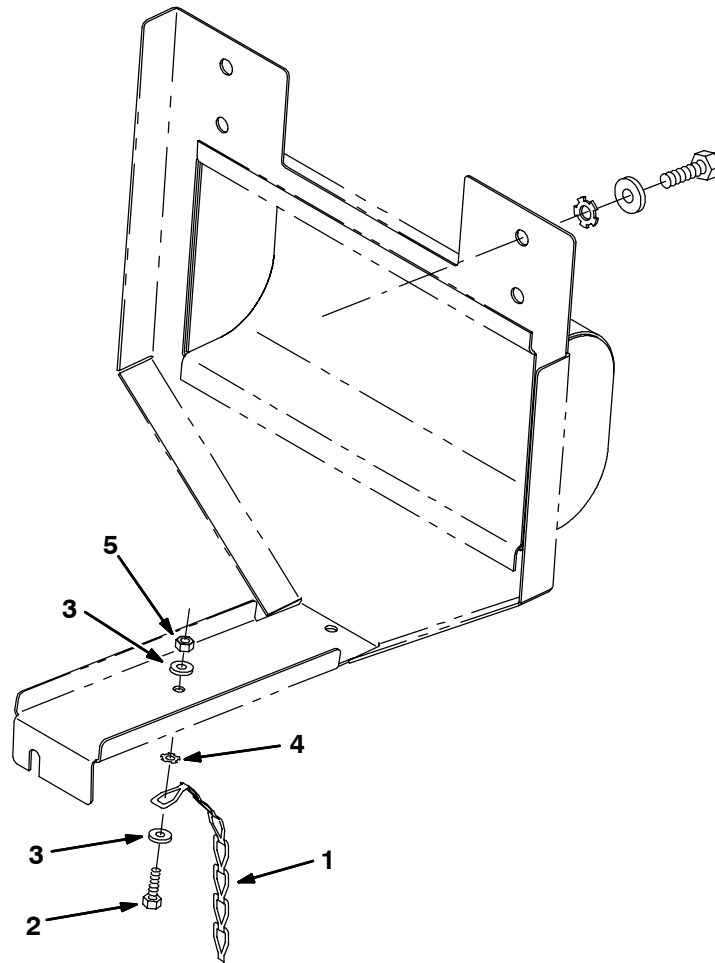


Fig. 12 - Hinge Repair Kit

| | Ref. | Part No. | Serial Number | Description | Qty. |
|---|-------------|-----------------|----------------------|--------------------------------|-------------|
| ▽ | | 379220 | (000000- |) Kit, Hinge Repair | 1 |
| ▲ | 1 | 379221 | (000000- |) Hinge, Cover, 6080 | 1 |
| ▲ | 2 | 363503 | (000000- |) Screw, Pan, M06-1.0 X 12, Ss | 6 |
| ▲ | 3 | 32483 | (000000- |) Washer, Flat, .25 Sae | 3 |
| ▲ | 4 | 08708 | (000000- |) Nut, Hex, Lock, M06 | 6 |
| ▲ | 5 | 379219 | (000000- |) Washer, Flat, Rework | 3 |

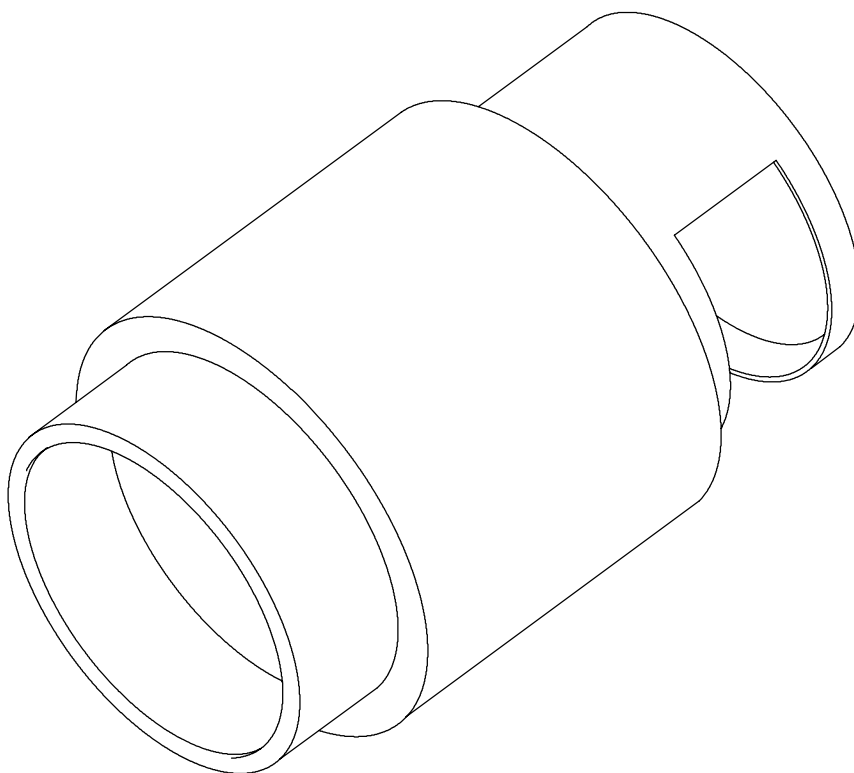
Fig. 13 - Steel Static Chain Kit



350936 - ALL

| | Ref. | Part No. | Serial Number | Description | Qty. |
|---|-------------|-----------------|----------------------|-------------------------------|-------------|
| ▽ | | 379007 | (000000-) | Kit, Chain, Static, Steel | 1 |
| ▲ | 1 | 46307 | (000000-) | Chain, Link | 1 |
| ▲ | 2 | 06943 | (000000-) | Screw, Hex, M06-1.0 X 20, 8.8 | 1 |
| ▲ | 3 | 32490 | (000000-) | Washer, Flat, .25 Hard | 2 |
| ▲ | 4 | 41141 | (000000-) | Washer, Lock, Int-Ext, .31 | 1 |
| ▲ | 5 | 08708 | (000000-) | Nut, Hex, Lock, M06 | 1 |

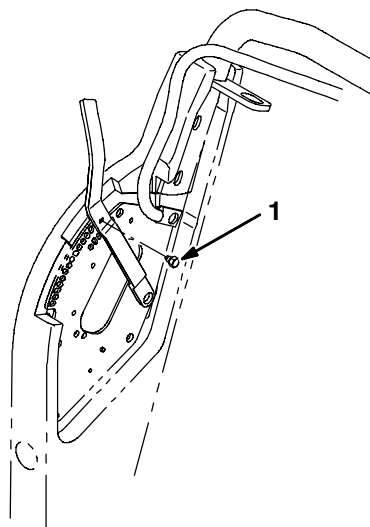
Fig. 14 - LPG Tank Group



350936 - LP

| Ref. | Part No. | Serial Number | Description | Qty. |
|-------------|-----------------|----------------------|--------------------------------|-------------|
| 1 | 10752-2 | (000000-) | Tank-Lp,20#,Vap,Both,Fill Ga L | 1 |

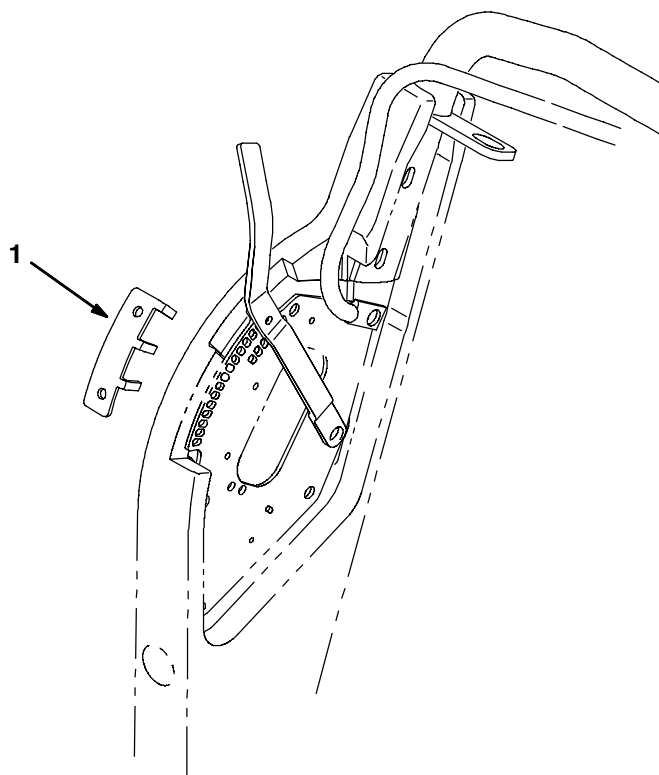
Fig. 15 - Carpet Sweeping Group



351290 - G, LP

| Ref. | Part No. | Serial Number | Description | Qty. |
|-------------|-----------------|----------------------|---------------------|-------------|
| 1 | 80972 | (000000- |) Screw, 250-20 Spl | 1 |

Fig. 16 - Main Brush Downpressure Kit



351287 - ALL

| | Ref. | Part No. | Serial Number | Description | Qty. |
|---|------|----------|---------------|-------------------------------|------|
| ▽ | | 378768 | (000000- |) Main Brush Downpressure Kit | 1 |
| ▲ | 1 | 378765 | (000000- |) Limiter, Travel, Brush | 1 |

Fig. 17 - Documentation Group

| Ref. | Part No. | Serial Number | Description | Qty. |
|-------------|-----------------|----------------------|------------------------------------|-------------|
| 330580 | (000000- |) | Manual Pkg 3640G | 1 |
| 330582 | (000000- |) | Manual Opmt 3640G Es | 1 |
| 330583 | (000000- |) | Manual Opmt 3640G Fr | 1 |
| 330585 | (000000- |) | Manual Service 3640 G | 1 |
| 393944 | (000000- |) | Manual, Eng Service, [Robin Eh170] | 1 |
| 80149 | (000000- |) | Video, Operator, 3640 | 1 |

SECTION 4

| Contents | Page |
|---|-------------|
| Fig. 1 - Transaxle Breakdown, 80476 | 4-2 |

Fig. 1 - Transaxle Breakdown, 80476

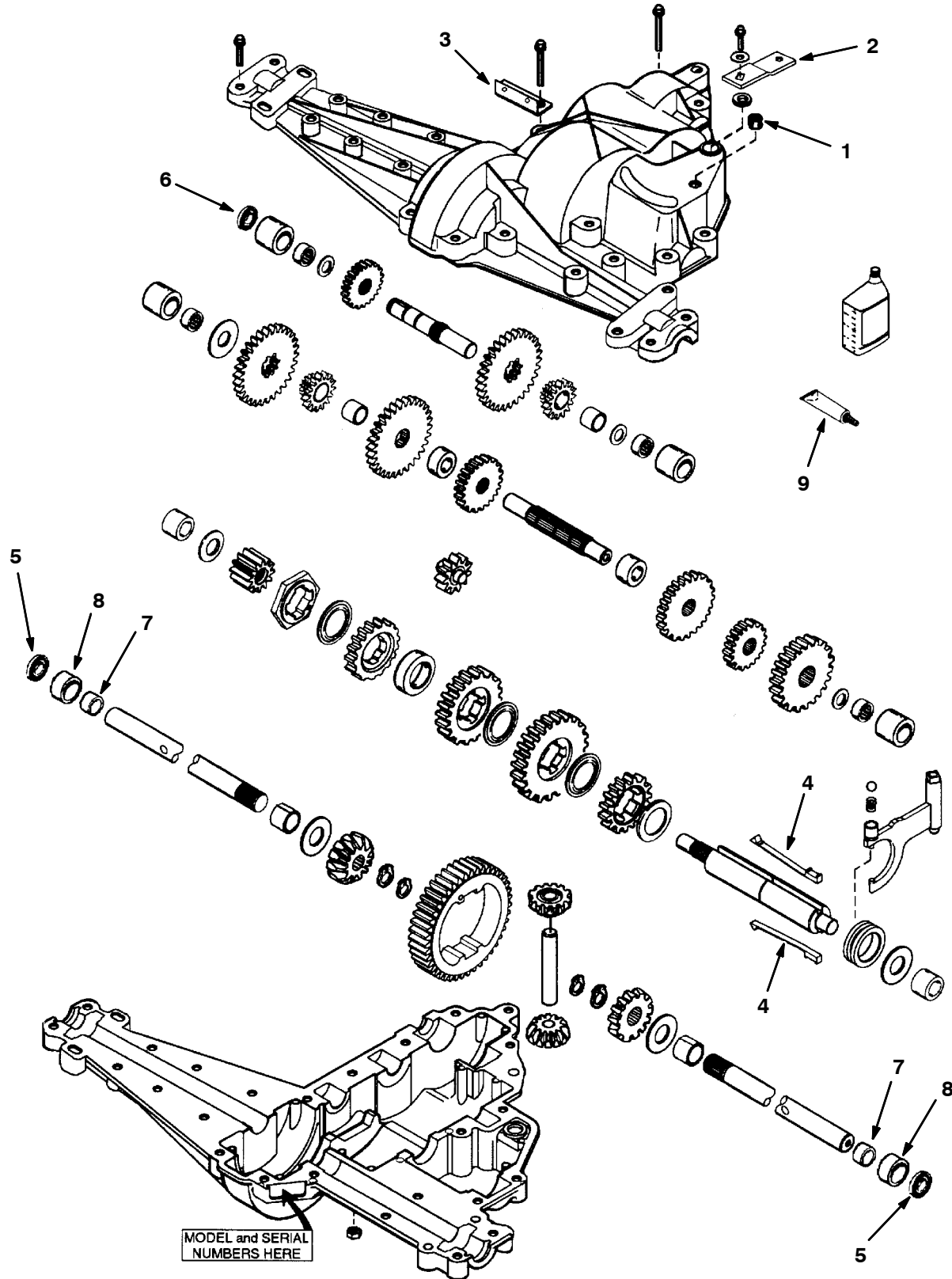


Fig. 1 - Transaxle Breakdown, 80476

| | Ref. | Part No. | Serial Number | Description | Qty. |
|----|------|----------|---------------|---------------------------------|------|
| ▽ | | 80476 | (000000- |) Kit, Transaxle Assy | 1 |
| ▲ | 1 | 80471 | (000000- |) Fitting, Relief 1/8 | 1 |
| ▲ | 2 | 80417 | (000000- |) Lever, Shift | 1 |
| ▲ | 3 | 80499 | (000000- |) Bracket, Return Spring | 1 |
| ▲▽ | | 80472 | (000000- |) Kit, Transaxle Repair | 1 |
| ▲▲ | 4 | 80473 | (000000- |) Key, Shifter Te | 2 |
| ▲▲ | 5 | 80474 | (000000- |) Seal, Axle Te | 2 |
| ▲▲ | 6 | 80475 | (000000- |) Seal, Shaft, Input Te | 1 |
| ▲▲ | 7 | 80352 | (000000- |) Bearing, Axle | 2 |
| ▲▲ | 8 | 80353 | (000000- |) Sleeve, Bearing | 2 |
| ▲▲ | 9 | 08317 | (000000- |) Sealant,Silastic Rtv732-3 Oz. | 1 |

SECTION 5

| Contents | Page |
|--|-------------|
| Fig. 1 - Crankcase Group | 5-2 |
| Fig. 2 - Crankshaft And Piston Group | 5-4 |
| Fig. 3 - Intake And Exhaust Group | 5-6 |
| Fig. 4 - Governor Group | 5-8 |
| Fig. 5 - Cooling And Fuel Tank Group | 5-10 |
| Fig. 6 - Carburetor Group | 5-12 |
| Fig. 7 - Electrical Group | 5-14 |
| Fig. 8 - Starter Group | 5-16 |
| Fig. 9 - LPG Flywheel Group | 5-18 |
| Fig. 10 - LPG Electrical Group | 5-20 |
| Fig. 11 - LPG Fuel Group | 5-22 |
| Fig. 12 - LPG Carburetor Group | 5-24 |
| Fig. 13 - LPG Quick Disconnect Group | 5-26 |

Fig. 1 - Crankcase Group

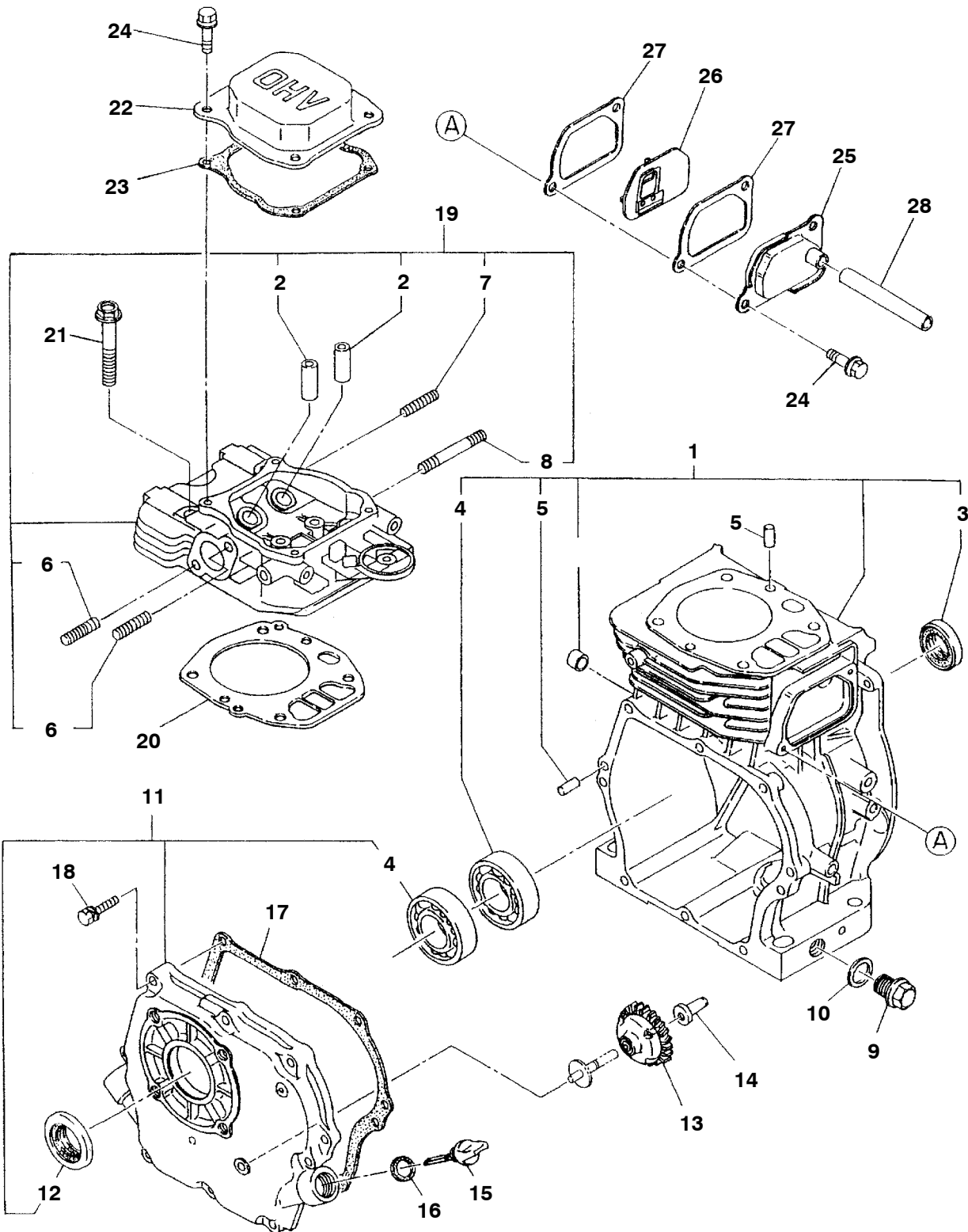


Fig. 1 - Crankcase Group

| Ref. | Part No. | Description | Qty. |
|------|----------|-------------------|------|
| 1 | 393771 | Crankcase Rn | 1 |
| 2 | 369515 | Valve Guide Rn | 2 |
| 3 | 369509 | Oil SealRn | 1 |
| 4 | 369511 | Ball BearingRn | 2 |
| 5 | 369507 | Dowel Pin Rn | 4 |
| 6 | 393802 | Stud, Exhaust | 2 |
| 7 | 369501 | StudRn | 1 |
| 8 | 369500 | StudRn | 1 |
| 9 | 369508 | PlugRn | 2 |
| 10 | 369505 | GasketRn | 2 |
| 11 | 369517 | Main Brg Coverrn | 1 |
| 12 | 369510 | Oil SealRn | 1 |
| 13 | 369514 | Governor Gear Rn | 1 |
| 14 | 369513 | Gov SleeveRn | 1 |
| 15 | 393772 | Dip Stick | 1 |
| 16 | 393773 | GasketRn | 1 |
| 17 | 369521 | Gasket (Brg)Rn | 1 |
| 18 | 369504 | Bolt & Washer Rn | 8 |
| 19 | 393774 | Cylinder Head Rn | 1 |
| 20 | 80070 | Head Gasket | 1 |
| 21 | 369503 | Flange Bolt Rn | 4 |
| 22 | 393775 | Rocker CoverRn | 1 |
| 23 | 393776 | Gasket, Rk, Cover | 1 |
| 24 | 393777 | Flange Bolt Rn | 2 |
| 25 | 393778 | Breather Coverrn | 1 |
| 26 | 393779 | Plate, Breather | 1 |
| 27 | 393780 | Gasket,Breath Rn | 2 |
| 28 | 369512 | Pipe, Rbr [Robin] | 1 |
| 29 | 369522 | Gasket SetRn | 1 |

Fig. 2 - Crankshaft And Piston Group

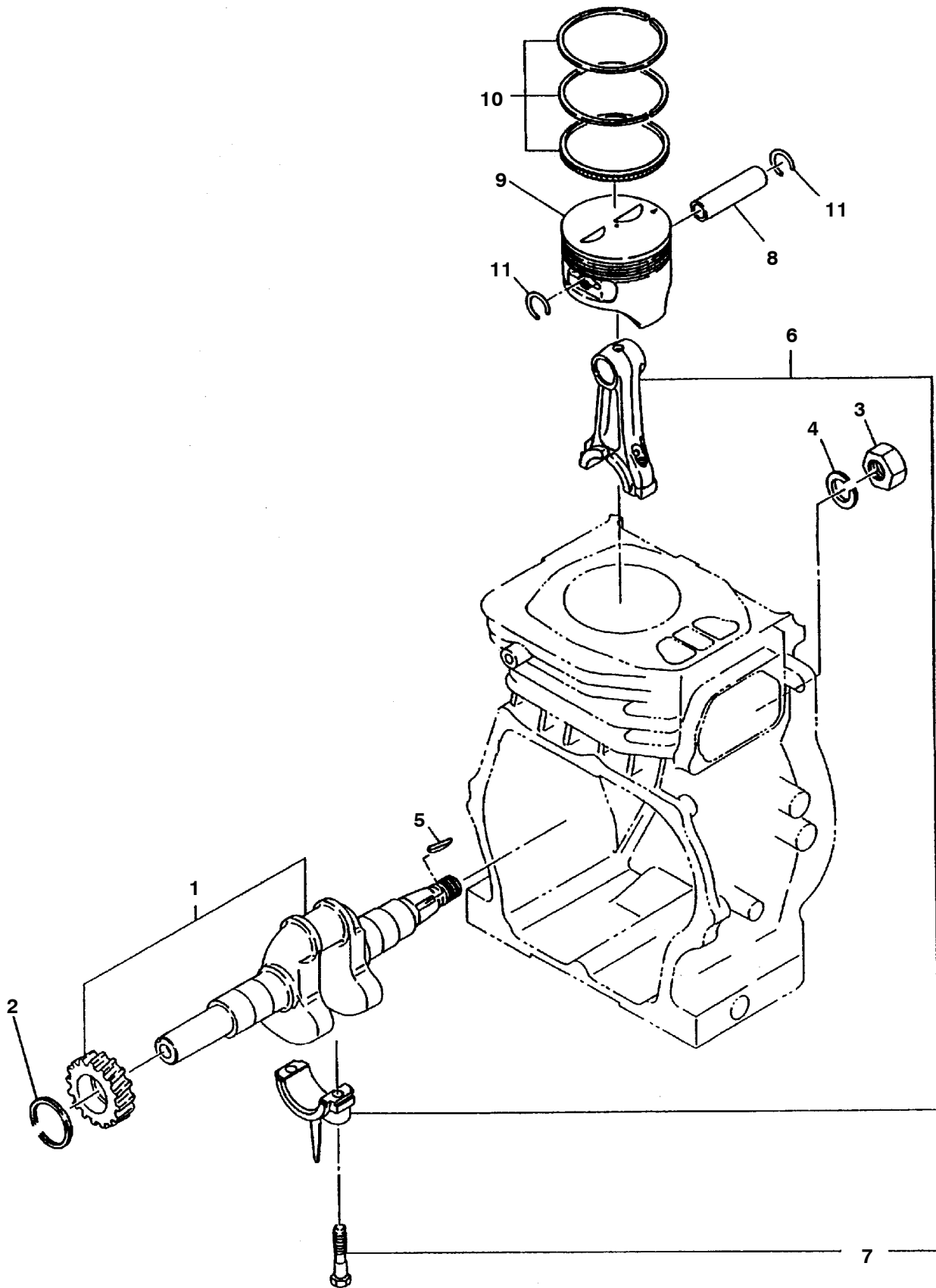


Fig. 2 - Crankshaft And Piston Group

| Ref. | Part No. | Description | Qty. |
|------|----------|------------------|------|
| 1 | 369532 | CrankshaftRn | 1 |
| 2 | 369525 | Spacer 0.6Rn | 1 |
| 2 | 369526 | Spacer 0.8Rn | 1 |
| 2 | 369527 | Spacer 1.0Rn | 1 |
| 3 | 369523 | Nut Rn | 1 |
| 4 | 369524 | Spring Washer Rn | 1 |
| 5 | 369528 | Woodruff KeyRn | 1 |
| 6 | 393781 | Conn Rod Assy Rn | 1 |
| 7 | 393782 | Conn Rod Bolt Rn | 2 |
| 8 | 393783 | Piston PinRn | 1 |
| 9 | 393784 | Piston,StdRn | 1 |
| 9 | 393785 | Piston,+.25Mm Rn | 1 |
| 9 | 393786 | Piston,+.50Mm Rn | 1 |
| 10 | 393787 | Ring Set,StdRn | 1 |
| 10 | 393788 | Ringset,+.25Mmrn | 1 |
| 10 | 393789 | Ringset,+.50Mmrn | 1 |
| 11 | 369529 | ClipRn | 2 |

Fig. 3 - Intake And Exhaust Group

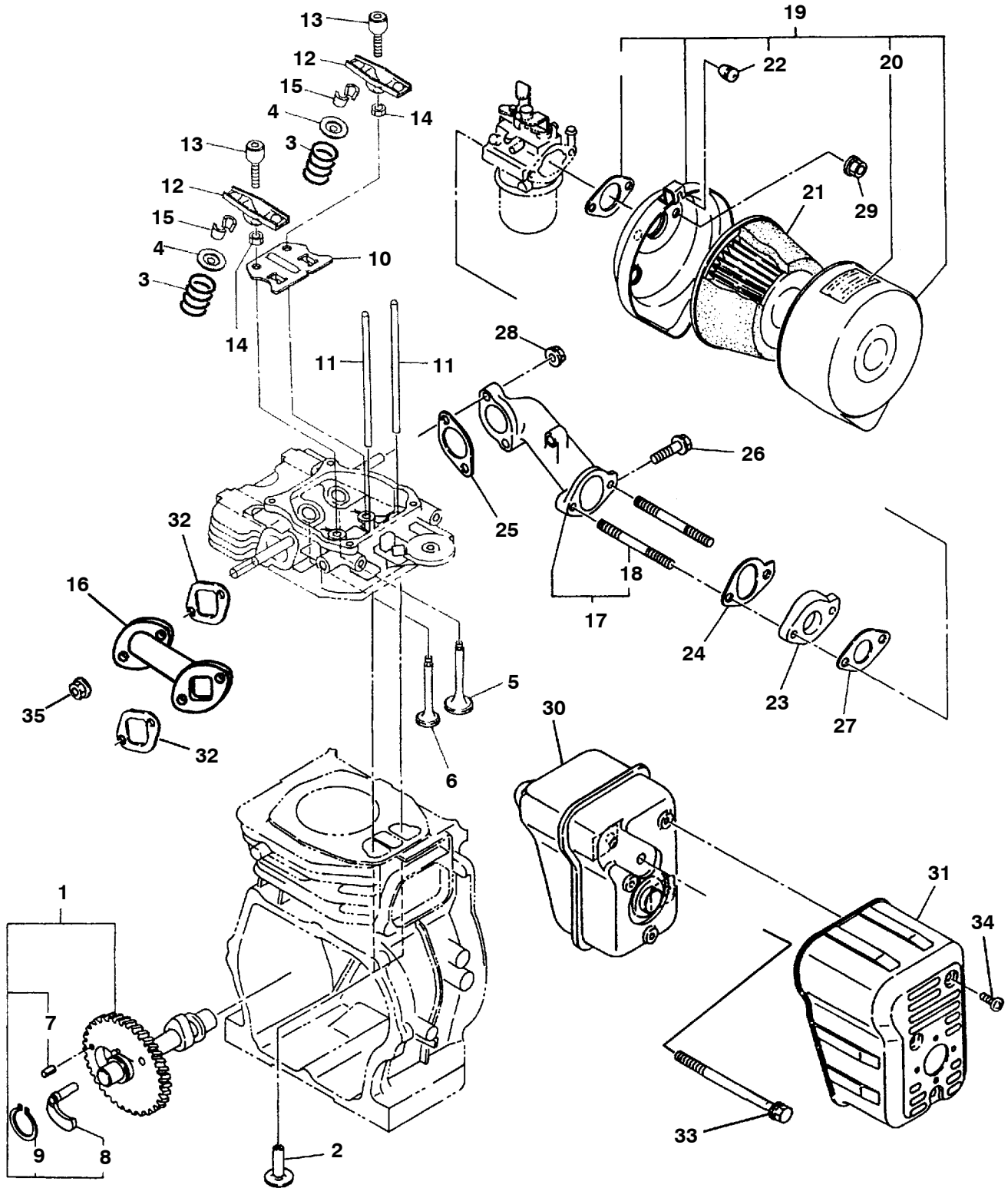


Fig. 3 - Intake And Exhaust Group

| Ref. | Part No. | Description | Qty. |
|------|----------|----------------------|------|
| 1 | 393790 | CamshaftRn | 1 |
| 2 | 393791 | TappetRn | 2 |
| 3 | 393792 | Valve SpringRn | 2 |
| 4 | 393793 | Sprng Retainerrn | 2 |
| 5 | 369559 | Intake ValveRn | 1 |
| 6 | 369560 | Exhaust Valve Rn | 1 |
| 7 | 369542 | Spring PinRn | 1 |
| 8 | 393794 | Release Lever Rn | 1 |
| 9 | 369541 | Snap Ring Rn | 1 |
| 10 | 393795 | Guide Plate | 1 |
| 11 | 393796 | Push RodRn | 2 |
| 12 | 393797 | Rocker Arm | 2 |
| 13 | 393798 | Bolt, Pivot | 2 |
| 14 | 393799 | Nut Rn | 2 |
| 15 | 393800 | Collet Valve | 4 |
| 16 | 80485 | Pipe, Exhaust | 1 |
| 17 | 369566 | Intake Pipe Rn | 1 |
| 18 | 369544 | StudRn | 2 |
| 19 | 369564 | Air Clnr Assy Rn | 1 |
| | 369569 | Label,Air Clnrrn | 1 |
| 20 | 369550 | Label Rn | 1 |
| 21 | 80071 | Element, Air Cleaner | 1 |
| 22 | 369551 | Grommet Rn | 1 |
| 23 | 369565 | Insulator Rn | 1 |
| 24 | 80083 | Gasket, Int | 1 |
| 25 | 369553 | GasketRn | 1 |
| 26 | 369545 | Flange Bolt Rn | 1 |
| 27 | 80084 | Gasket, Int | 1 |
| 28 | 369540 | Flange NutRn | 2 |
| 29 | 369552 | Nut, Air Clnr Rn | 2 |
| 30 | 80490 | Muffler | 1 |
| 31 | 80090 | Shield, Muff | 1 |
| 32 | 80082 | Gasket, Muffler | 2 |
| 33 | 369543 | BoltRn | 2 |
| 34 | 369547 | Tapping Screw Rn | 3 |
| 35 | 369549 | Flange NutRn | 2 |

Fig. 4 - Governor Group

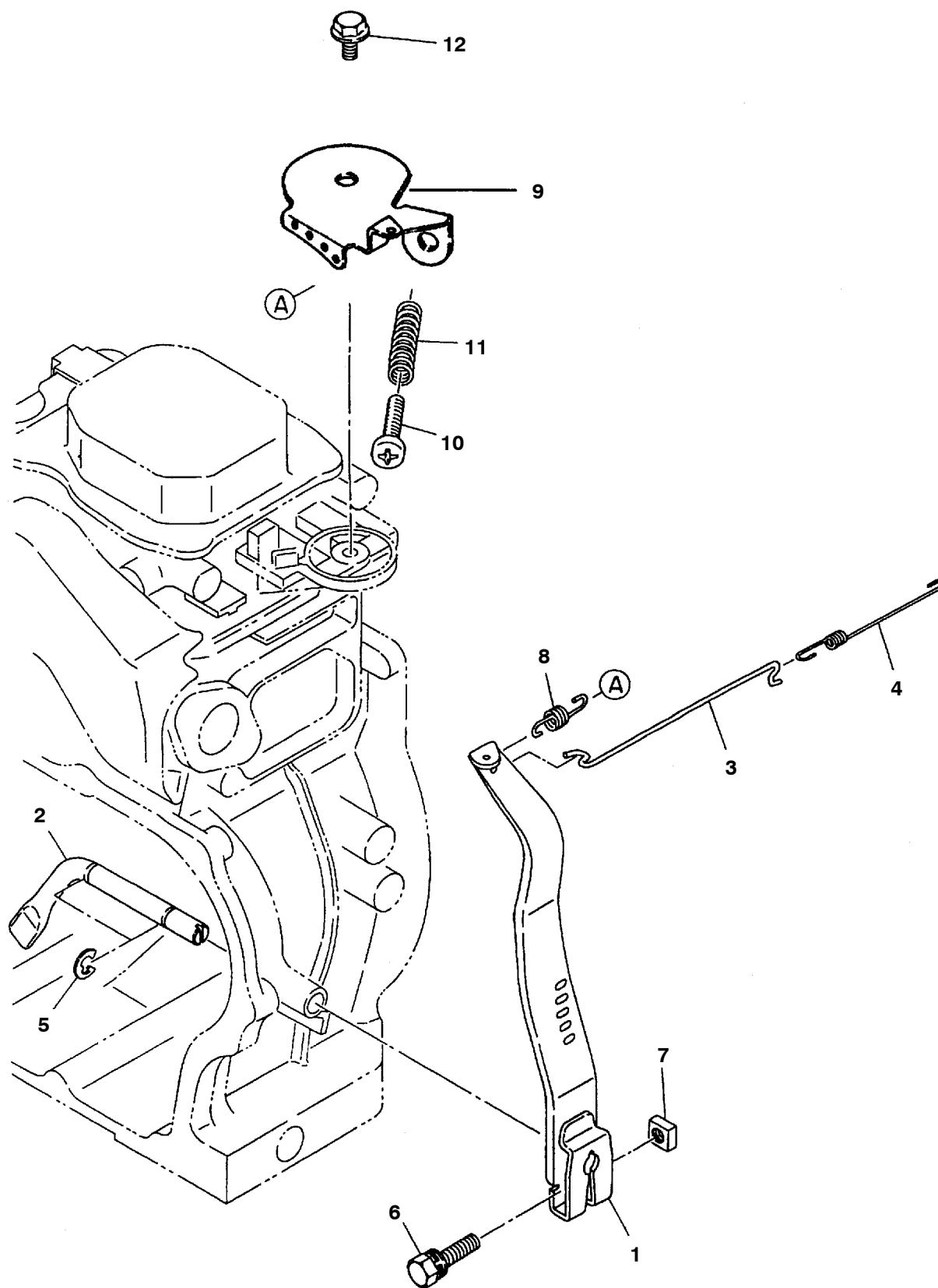


Fig. 4 - Governor Group

| Ref. | Part No. | Description | Qty. |
|------|----------|------------------|------|
| 1 | 369578 | Governor LeverRn | 1 |
| 2 | 369575 | Governor Shafrn | 1 |
| 3 | 369580 | Governor RodRn | 1 |
| 4 | 369581 | Rod SpringRn | 1 |
| 5 | 369572 | ClipRn | 2 |
| 6 | 369571 | Bolt & Washer Rn | 1 |
| 7 | 369574 | NutRn | 1 |
| 8 | 369579 | Governor Sprngrn | 1 |
| 9 | 369576 | Control Screw Rn | 1 |
| 10 | 369573 | Screw Rn | 1 |
| 11 | 369577 | SpringRn | 1 |
| 12 | 369570 | BoltRn | 1 |

Fig. 5 - Cooling And Fuel Tank Group

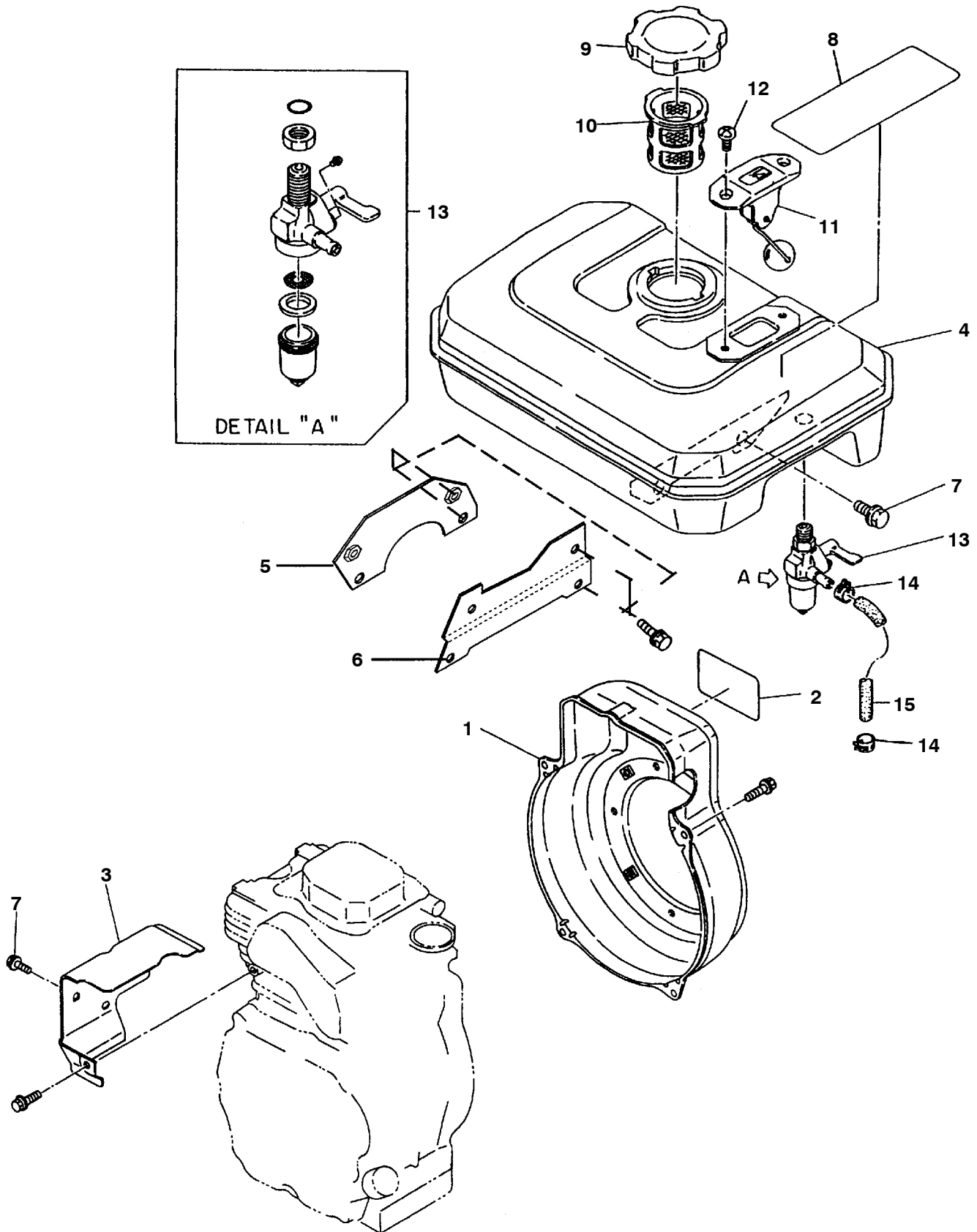


Fig. 5 - Cooling And Fuel Tank Group

| Ref. | Part No. | Description | Qty. |
|------|----------|-------------------|------|
| 1 | 369590 | Blower HsgRn | 1 |
| 2 | 393801 | Label,Trademrkrn | 1 |
| 3 | 369591 | Head CoverRn | 1 |
| 4 | 369592 | Fuel Tank Rn | 1 |
| 5 | 369593 | Tank Brkt 1 Rn | 1 |
| 6 | 369594 | Tank Brkt 2 Rn | 1 |
| 7 | 369582 | Flange Bolt Rn | 10 |
| 8 | 369587 | Label,Warning Rn | 1 |
| 9 | 80076 | Cap, Fuel Tank | 1 |
| 10 | 369585 | Fuel Filter Rn | 1 |
| 11 | 369586 | Fuel GaugeRn | 1 |
| 12 | 369583 | Screw Rn | 2 |
| 13 | 80074 | Fuel Strainer Kit | 1 |
| 14 | 369584 | Hose Clamp | 2 |
| 15 | 369589 | Rubber Pipe Rn | 1 |

Fig. 6 - Carburetor Group

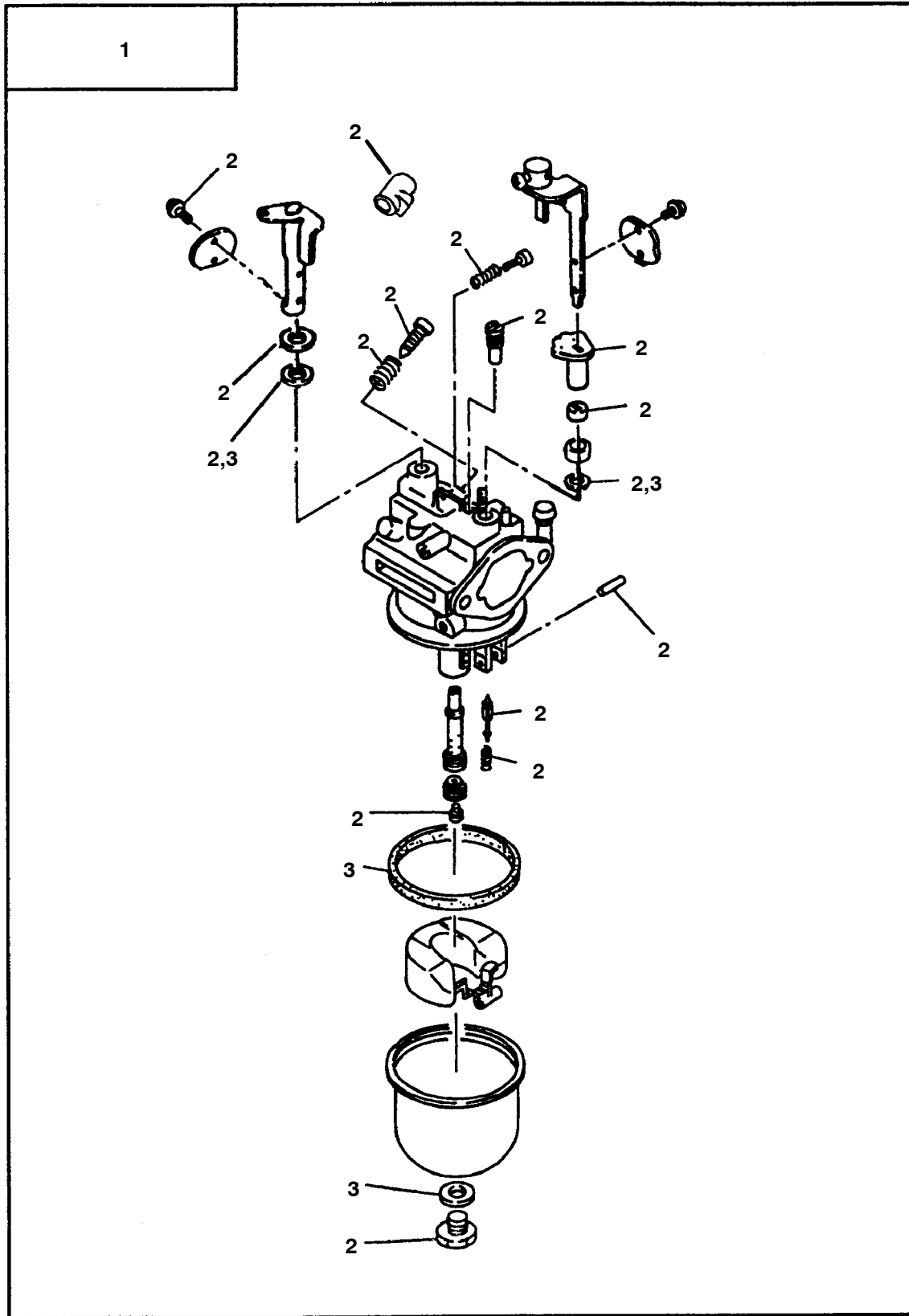


Fig. 6 - Carburetor Group

| Ref. | Part No. | Description | Qty. |
|-------------|-----------------|----------------------|-------------|
| 1 | 80094 | Carb Assy | 1 |
| 2 | 80114 | Carburetor Repmt Kit | 1 |
| 3 | 80115 | Gasket, Carburetor | 1 |

Fig. 7 - Electrical Group

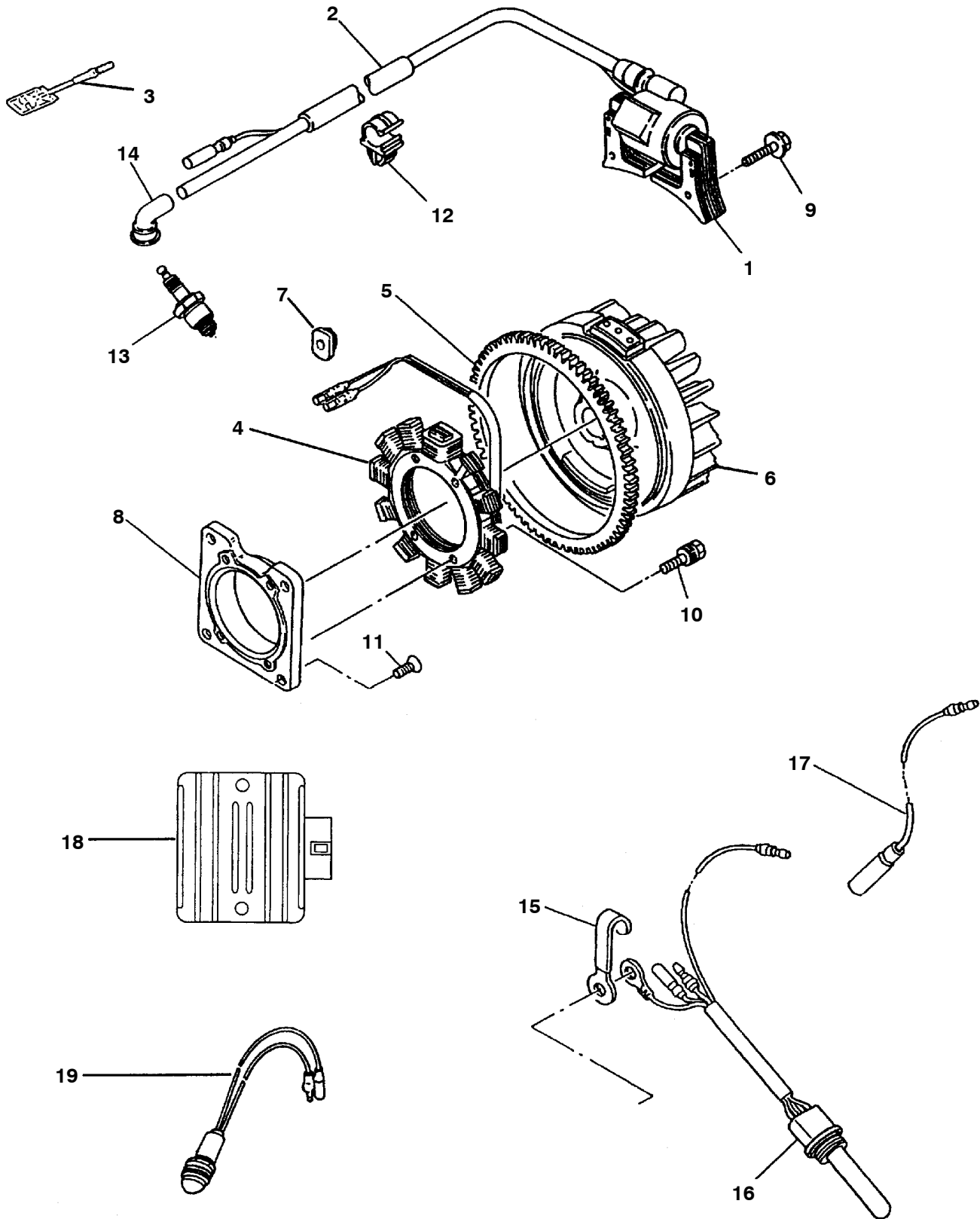


Fig. 7 - Electrical Group

| Ref. | Part No. | Description | Qty. |
|-------------|-----------------|--------------------------------------|-------------|
| 1 | 80078 | Coil, Ignition | 1 |
| 2 | 369613 | Vinyl TubeRn | 1 |
| 3 | 369604 | WireRn | 1 |
| 4 | 80080 | Coil, Strator | 1 |
| 5 | 369608 | Ring Gear Rn | 1 |
| 6 | 369615 | Flywheel (Gas)Rn | 1 |
| 7 | 369599 | Grommet (Gas) Rn | 1 |
| 8 | 369610 | Magneto BaseRn | 1 |
| 9 | 369596 | Bolt & Washer Rn | 2 |
| 10 | 369598 | Screw&WasherRn | 4 |
| 11 | 369597 | Scr,Counter Hdrn | 4 |
| 12 | 369600 | Clamp Rn | 1 |
| 13 | 80099 | Spark Plug (Gasoline) | 1 |
| 14 | 369602 | Spkplugcap(Gasrn | 1 |
| 15 | 369606 | Wire ClampRn | 1 |
| 16 | 80100 | Sensor, Oil [Gas Engine Only] | 1 |
| 16 | 369621 | Sensor, Level, Oil [Lpg Engine Only] | 1 |
| 17 | 369605 | WireRn | 1 |
| 18 | 80072 | Voltage Regulator | 1 |
| 19 | 80173 | Light, Oil | 1 |
| 13 | 369601 | Spark Plug (LPG) | 1 |

Fig. 8 - Starter Group

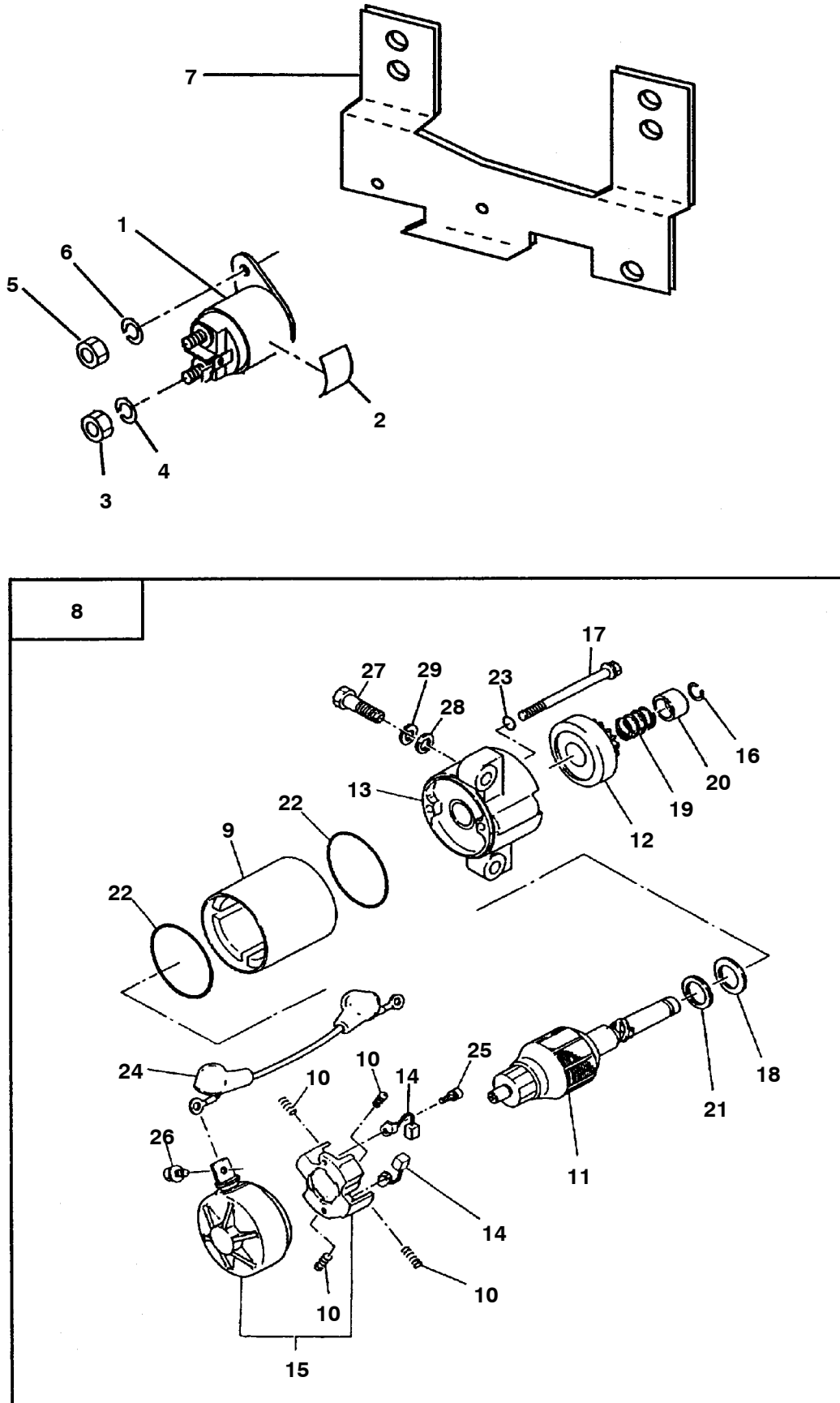


Fig. 8 - Starter Group

| Ref. | Part No. | Description | Qty. | |
|------|----------|------------------|------------------|---|
| 1 | 80069 | Sol, Starter | 1 | |
| 2 | 369631 | Label Rn | 1 | |
| 3 | 369624 | Nut Rn | 2 | |
| 4 | 369627 | Spring Washer Rn | 2 | |
| 5 | 369623 | Nut Rn | 2 | |
| 6 | 369626 | Spring Washer Rn | 2 | |
| 7 | 369650 | Brkt, Switch Rn | 1 | |
| ▽ | 8 | 80068 | Starter Motor | 1 |
| ▲ | 9 | 369637 | Yoke Assy Rn | 1 |
| ▲ | 10 | 369636 | SpringRn | 4 |
| ▲ | 11 | 369638 | Armature Assy Rn | 1 |
| ▲ | 12 | 369634 | Pinion Assy Rn | 1 |
| ▲ | 13 | 369632 | Front Cvr Asy Rn | 1 |
| ▲ | 14 | 369635 | Brush Rn | 2 |
| ▲ | 15 | 369633 | Rear Cvr Assy Rn | 1 |
| ▲ | 16 | 369641 | ClipRn | 1 |
| ▲ | 17 | 369642 | BoltRn | 2 |
| ▲ | 18 | 369645 | WasherRn | 1 |
| ▲ | 19 | 369639 | SpringRn | 1 |
| ▲ | 20 | 369640 | Bushing Rn | 1 |
| ▲ | 21 | 369646 | WasherRn | 1 |
| ▲ | 22 | 369644 | O-RingRn | 2 |
| ▲ | 23 | 369643 | O-RingRn | 2 |
| ▲ | 24 | 369648 | WireRn | 1 |
| ▲ | 25 | 369647 | Screw Rn | 2 |
| ▲ | 26 | 369649 | BoltRn | 2 |
| ▲ | 27 | 369622 | BoltRn | 2 |
| ▲ | 28 | 369625 | WasherRn | 2 |
| ▲ | 29 | 369628 | WasherRn | 2 |

Fig. 9 - LPG Flywheel Group

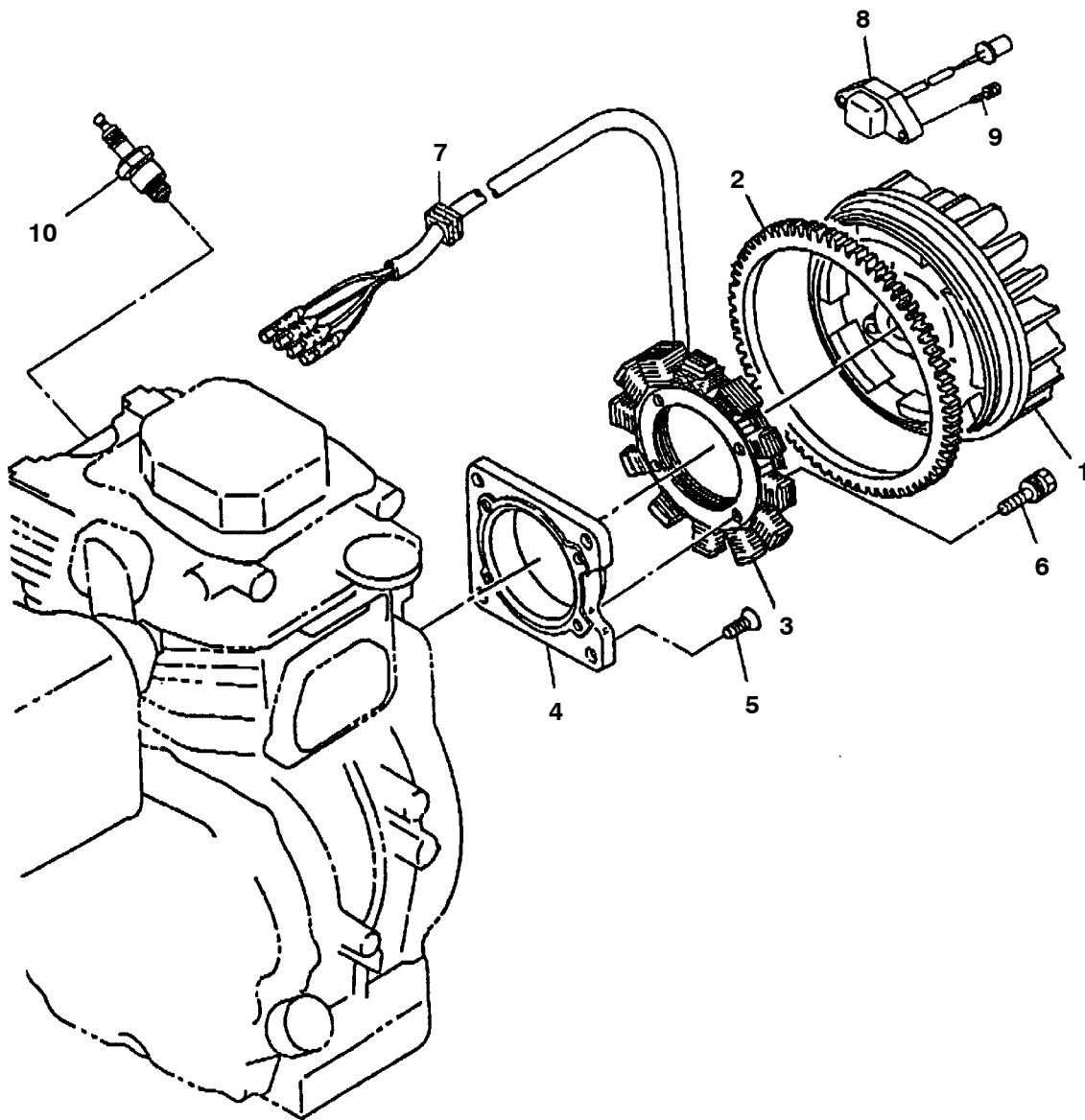


Fig. 9 - LPG Flywheel Group

| Ref. | Part No. | Description | Qty. |
|------|----------|------------------|------|
| 1 | 369617 | Flywheel (Lp) Rn | 1 |
| 2 | 369608 | Ring Gear Rn | 1 |
| 3 | 369611 | Statorcoil(Lp)Rn | 1 |
| 4 | 369610 | Magneto BaseRn | 1 |
| 5 | 369597 | Scr,Counter Hdrn | 4 |
| 6 | 369598 | Screw&WasherRn | 4 |
| 7 | 369607 | Grommet (Lp)Rn | 1 |
| 8 | 369616 | Pulsercoil(Lp)Rn | 1 |
| 9 | 369596 | Bolt & Washer Rn | 2 |
| 10 | 369601 | Spark Plug(Lp)Rn | 1 |

Fig. 10 - LPG Electrical Group

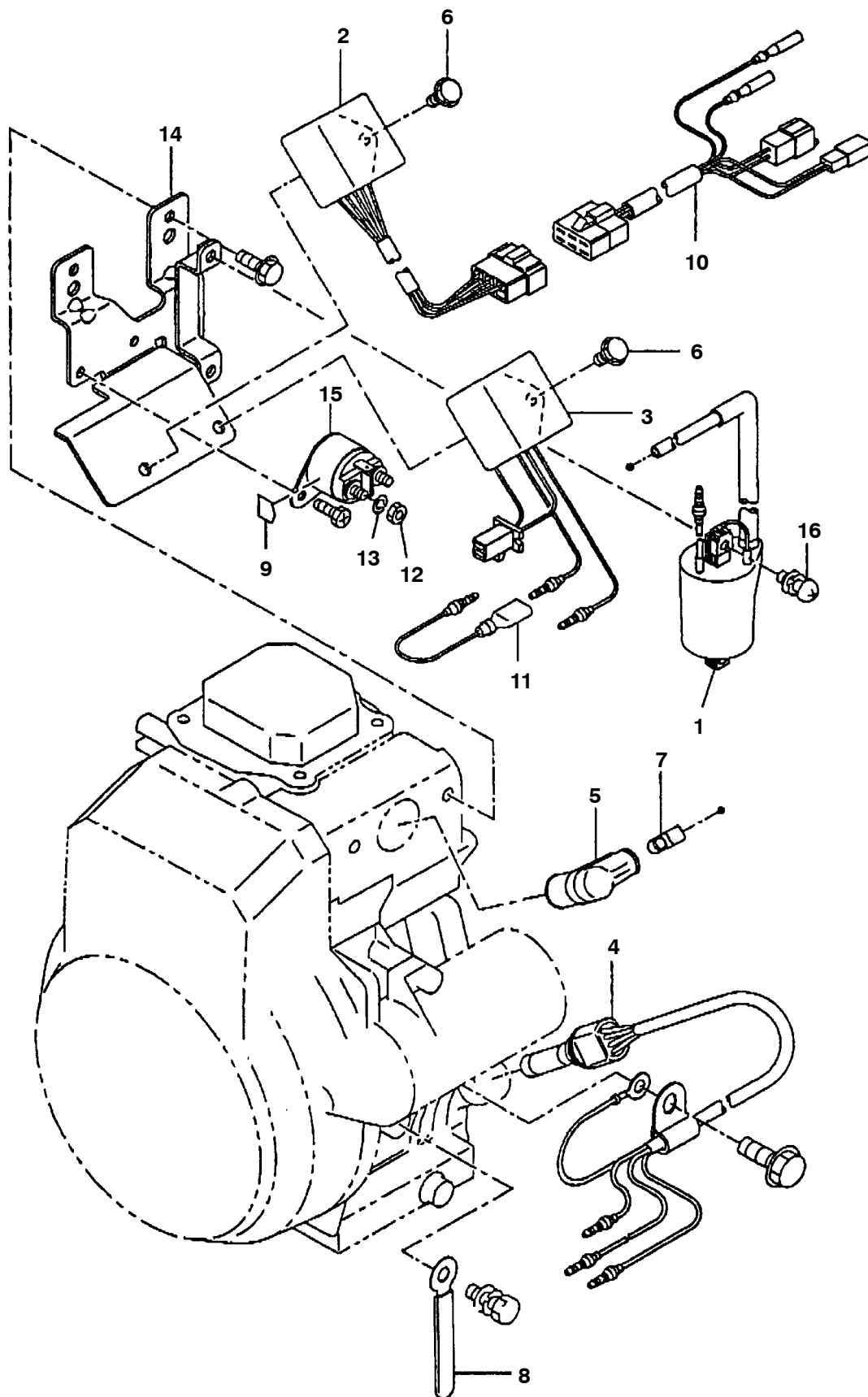


Fig. 10 - LPG Electrical Group

| Ref. | Part No. | Description | Qty. |
|------|----------|------------------|------|
| 1 | 369618 | Ign Coil (Lp) Rn | 1 |
| 2 | 369619 | Cdi Unit (Lp) Rn | 1 |
| 3 | 369620 | Cdi Cntrlr(Lp)Rn | 1 |
| 4 | 369621 | Oillevsens(Lp)Rn | 1 |
| 5 | 369603 | Spkplugcap(Lp)Rn | 1 |
| 6 | 369582 | Flange Bolt | 2 |
| 7 | 369656 | Plug Terminal | 1 |
| 8 | 369651 | Clamp | 1 |
| 9 | 369631 | Label (Battery) | 1 |
| 10 | 369652 | Wire 7 CP | 1 |
| 11 | 369605 | Wire 13 CP | 1 |
| 12 | 369624 | Nut | 1 |
| 13 | 369627 | Spring Washer | 1 |
| 14 | 369614 | Bracket (CDI) CP | 1 |
| 15 | 80069 | Magnetic Switch | 1 |
| 16 | 369598 | Screw | 1 |

Fig. 11 - LPG Fuel Group

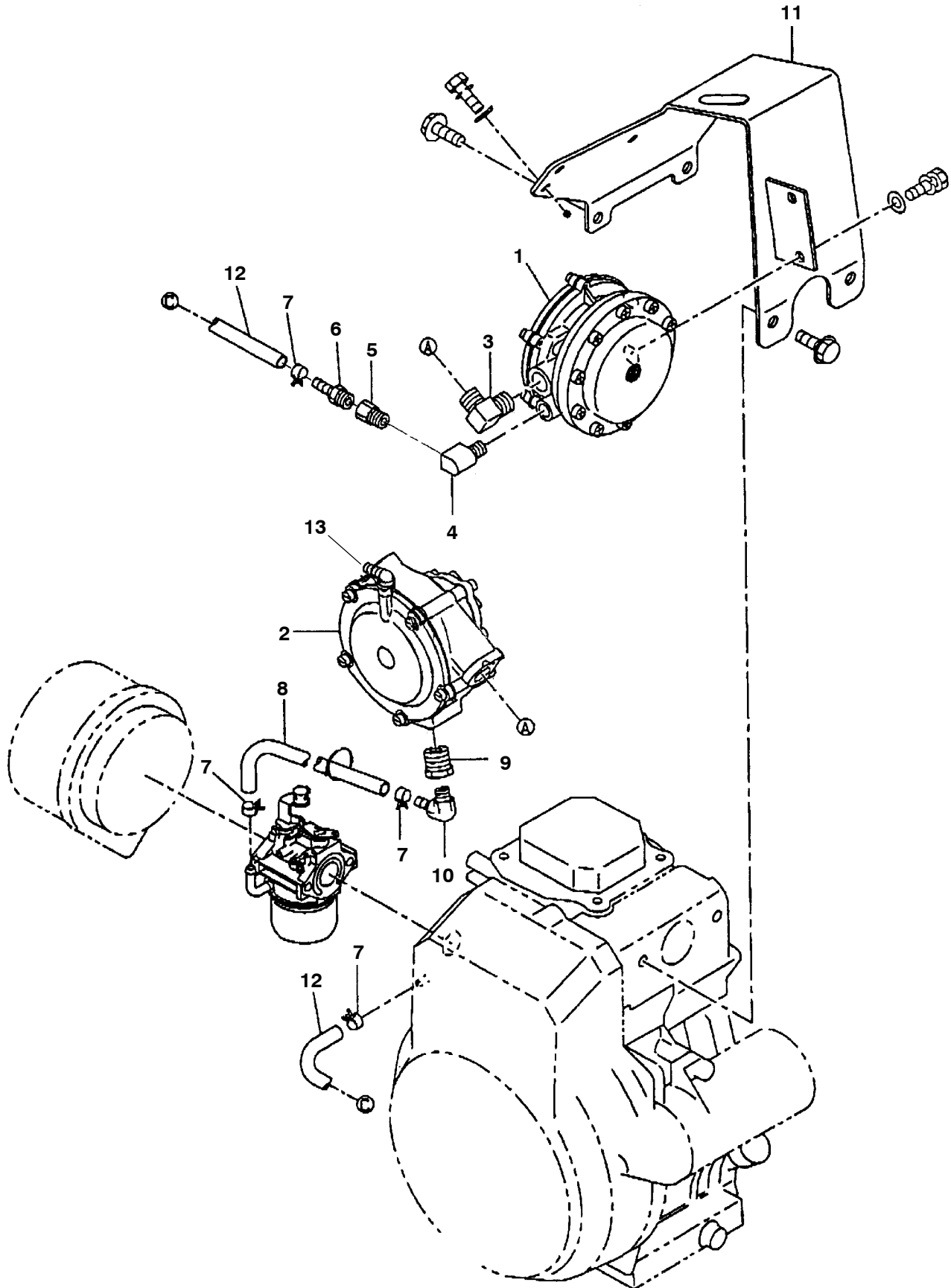


Fig. 11 - LPG Fuel Group

| Ref. | Part No. | Description | Qty. |
|------|----------|-----------------------|------|
| 1 | 378808 | Solenoid, Fuelock | 1 |
| 2 | 31927 | Regulator W/Vac Lock | 1 |
| 3 | 80750 | Fitting, 1/4 Mpt | 1 |
| 4 | 80634 | Fitting, 1/8 Mpt | 1 |
| 5 | 80637 | Check Valve 1/8Mpt | 1 |
| 6 | 80622 | Fitting 1/4 Hose | 1 |
| 7 | 43844 | Clamp, Hose, Lp | 4 |
| 8 | 80755 | Hose, Int Man Assy | 1 |
| 9 | 80666 | Fitting, 3/8 Mpt | 1 |
| 10 | 80753 | Fitting, 1/4 Hose | 1 |
| 11 | 80443 | Regulator Wldt, Mount | 1 |
| 12 | 80756 | Hose | 1 |
| 13 | 80648 | Fitting, 1/4 Elbow | 1 |

Fig. 12 - LPG Carburetor Group

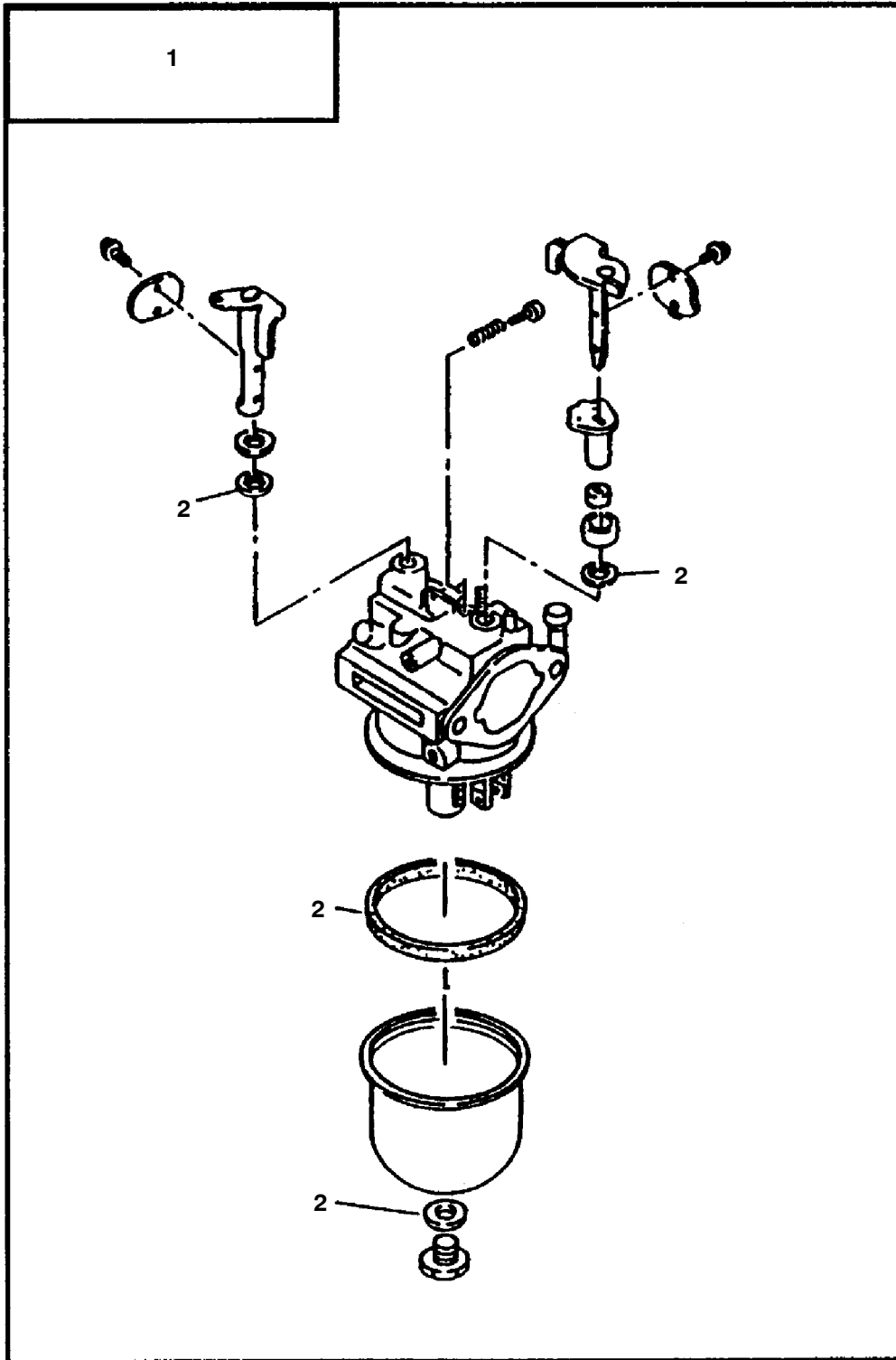


Fig. 12 - LPG Carburetor Group

| Ref. | Part No. | Description | Qty. |
|-------------|-----------------|---------------------|-------------|
| 1 | 80773 | Carburetor, Lp | 1 |
| 2 | 80115 | Gaskets, Carburetor | 1 |

Fig. 13 - LPG Quick Disconnect Group

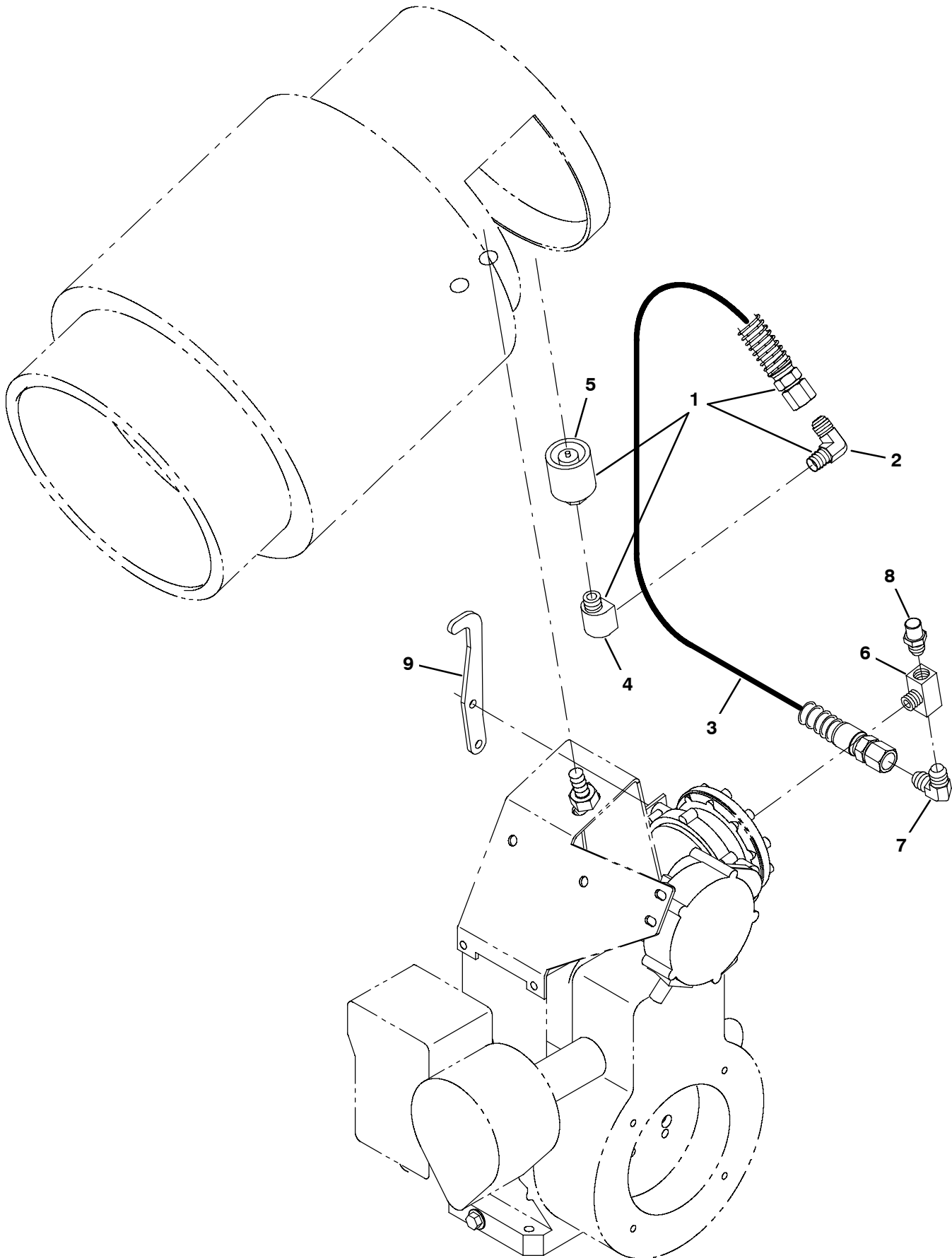


Fig. 13 - LPG Quick Disconnect Group

| | Ref. | Part No. | Description | Qty. |
|---|-------------|-----------------|---------------------------------------|-------------|
| ▽ | 1 | 1030760 | Hose Assy, Connector, Lpg | 1 |
| ▲ | 2 | 80757 | Fitting, Brs, E90, Jm06/Pm04 | 1 |
| ▲ | 3 | 80759 | Hose, Lpg, Med06, Jf06str/Jf06str | 1 |
| ▲ | 4 | 27048 | Fitting, Brs, E90, Pf04/Pm04 | 1 |
| ▲ | 5 | 26496 | Fitting, Brs, Qdc, Pf04, Lpg Fem | 1 |
| | 6 | 53268 | Fitting, Brs, Tee, Pf04/Pf04/Pm04, Br | 1 |
| | 7 | 80757 | Fitting, Brs, E90, Jm06/Pm04 | 1 |
| | 8 | 24047 | Valve, Lpg, Press Relief [Rego] | 1 |
| | 9 | 378771 | Stop, Hook | 1 |

SECTION 6

| CONTENTS | PAGE |
|--|------|
| PART NUMBER TO PAGE NUMBER CROSS REFERENCE LIST | 6-2 |
| PART DESCRIPTION TO PAGE NUMBER CROSS REFERENCE LIST | 6-6 |

CROSS REFERENCE

PART NUMBER TO PAGE NUMBER CROSS REFERENCE LIST

| Part Number | Page Number | Part Number | Page Number | Part Number | Page Number |
|-------------|--|-------------|---|-------------|-------------|
| 00500-4 | 2-7, 2-15 | 12312 | 2-19, 3-9 | 369507 | 5-3 |
| 00911 | 2-9 | 12333 | 2-23 | 369508 | 5-3 |
| 00915 | 2-25, 2-29 | 13294 | 2-35 | 369509 | 5-3 |
| 00960 | 2-15 | 15678 | 2-11 | 369510 | 5-3 |
| 01684 | 2-11, 2-27, 2-33, 3-23 | 16735 | 2-5, 2-7, 2-13, 3-23 | 369511 | 5-3 |
| 01685 | 2-5, 2-13, 2-15, 2-19, 2-21, 2-23, 3-9 | 16934 | 2-15 | 369512 | 5-3 |
| 01713 | 2-7, 2-9, 2-21, 2-23 | 18276 | 2-7 | 369513 | 5-3 |
| 02076 | 2-35 | 19979 | 2-35 | 369514 | 5-3 |
| 02942 | 2-11, 3-5, 3-7 | 20346 | 2-25, 2-29 | 369515 | 5-3 |
| 04400 | 2-5 | 20394 | 2-5, 2-17, 3-13, 3-15, 3-17 | 369517 | 5-3 |
| 06549 | 2-19, 3-9 | 20634 | 2-19, 3-9 | 369522 | 5-3 |
| 06941 | 2-25, 2-29 | 222267 | 2-34 | 369523 | 5-5 |
| 06942 | 2-5, 2-15, 2-17, 2-19, 3-9 | 222290 | 2-34 | 369524 | 5-5 |
| 06943 | 2-7, 2-11, 2-15, 2-27, 2-33, 3-5, 3-7, 3-26 | 222403 | 2-2, 3-3 | 369525 | 5-5 |
| 06945 | 2-17, 2-27, 2-33, 3-13, 3-15, 3-17 | 222460 | 2-9 | 369526 | 5-5 |
| 06946 | 2-9, 2-25, 2-29 | 222692 | 2-7 | 369527 | 5-5 |
| 06949 | 2-7 | 222842 | 2-7 | 369528 | 5-5 |
| 06955 | 2-9, 2-25, 2-29 | 22297 | 2-17, 3-17 | 369529 | 5-5 |
| 06963 | 2-15 | 23709 | 2-17, 2-19, 3-9 | 369532 | 5-5 |
| 06974 | 2-11 | 24047 | 5-27 | 369540 | 5-7 |
| 07790 | 2-15 | 26496 | 5-27 | 369541 | 5-7 |
| 08317 | 4-3 | 27048 | 5-27 | 369542 | 5-7 |
| 08708 | 2-7, 2-15, 2-25, 2-27, 2-29, 2-33, 3-25, 3-26 | 27880 | 2-9, 2-21 | 369543 | 5-7 |
| 08709 | 2-5, 2-9, 2-17, 2-21, 2-23, 2-25, 2-29, 3-17, 3-19 | 29557 | 3-3 | 369544 | 5-7 |
| 08711 | 2-31 | 31927 | 5-23 | 369545 | 5-7 |
| 08712 | 2-13, 3-23 | 31988 | 2-34 | 369547 | 5-7 |
| 08713 | 2-13, 3-3 | 32483 | 2-7, 2-27, 2-33, 3-25 | 369549 | 5-7 |
| 08716 | 2-13, 3-23 | 32485 | 2-15 | 369550 | 5-7 |
| 08793 | 2-17 | 32486 | 2-19, 3-9 | 369551 | 5-7 |
| 09023 | 2-19, 3-9 | 32490 | 2-5, 2-7, 2-9, 2-11, 2-13, 2-15, 2-17, 2-19, 2-23, 2-25, 2-27, 2-29, 2-33, 3-5, 3-7, 3-9, 3-13, 3-15, 3-17, 3-26 | 369552 | 5-7 |
| 09162 | 2-25, 2-29 | 32491 | 2-5, 2-7, 2-9, 2-13, 2-15, 2-25, 2-29, 3-23 | 369553 | 5-7 |
| 09164 | 2-27, 2-33 | 32492 | 3-19 | 369555 | 5-7 |
| 09258 | 3-15 | 32984 | 2-25, 2-29 | 369556 | 5-7 |
| 09385 | 2-15 | 330580 | 3-30 | 369559 | 5-7 |
| 09737 | 2-13 | 330582 | 3-30 | 369560 | 5-7 |
| 09806 | 2-40 | 330583 | 3-30 | 369564 | 5-7 |
| 1008142 | 2-21 | 330585 | 3-30 | 369565 | 5-7 |
| 1008276 | 3-5, 3-7 | 330710 | 3-30 | 369566 | 5-7 |
| 1008277 | 2-11 | 33373 | 2-7 | 369569 | 5-7 |
| 10134 | 2-35 | 33671 | 3-5, 3-7 | 369570 | 5-9 |
| 1025304 | 2-15 | 34820 | 2-34 | 369571 | 5-9 |
| 1030760 | 5-27 | 360388 | 2-33 | 369572 | 5-9 |
| 1037199 | 2-19, 3-9 | 360930 | 2-19, 3-9 | 369574 | 5-9 |
| 10632-16 | 2-25, 2-29 | 363503 | 3-25 | 369575 | 5-9 |
| 10752-2 | 3-27 | 36376 | 2-21, 2-23 | 369576 | 5-9 |
| 11329 | 2-9 | 369500 | 5-3 | 369577 | 5-9 |
| 11516 | 2-11, 3-5, 3-7 | 369501 | 5-3 | 369578 | 5-9 |
| 12273 | 2-5, 2-15, 2-21, 2-23 | 369503 | 5-3 | 369579 | 5-9 |
| | | 369504 | 5-3 | 369580 | 5-9 |
| | | 369505 | 5-3 | 369581 | 5-9 |
| | | | | 369582 | 5-11, 5-21 |
| | | | | 369583 | 5-11 |
| | | | | 369584 | 5-11 |
| | | | | 369585 | 5-11 |
| | | | | 369586 | 5-11 |
| | | | | 369587 | 5-11 |
| | | | | 369589 | 5-11 |
| | | | | 369590 | 5-11 |

CROSS REFERENCE

| Part Number | Page Number | Part Number | Page Number | Part Number | Page Number |
|-------------|------------------|-------------|-----------------|-------------|--------------------------------------|
| 369591 | 5-11 | 373105 | 2-7 | 379232 | 3-23 |
| 369592 | 5-11 | 373106 | 3-21 | 379233 | 2-5 |
| 369593 | 5-11 | 373113 | 2-17, 3-17 | 379234 | 2-5 |
| 369594 | 5-11 | 373115 | 2-17, 3-17 | 379239 | 2-40 |
| 369596 | 5-15, 5-19 | 373116 | 2-17, 3-17 | 39277 | 3-19 |
| 369597 | 5-15, 5-19 | 373117 | 2-17, 3-17 | 39278 | 2-9 |
| 369598 | 5-15, 5-19, 5-21 | 373118 | 2-17, 3-17 | 393771 | 5-3 |
| 369599 | 5-15 | 373119 | 3-17 | 393772 | 5-3 |
| 369600 | 5-15 | 373121 | 3-17 | 393773 | 5-3 |
| 369601 | 5-19 | 373123 | 2-17, 3-17 | 393774 | 5-3 |
| 369602 | 5-15 | 373124 | 3-13, 3-15 | 393775 | 5-3 |
| 369603 | 5-21 | 373125 | 3-13, 3-15 | 393776 | 5-3 |
| 369604 | 5-15 | 373126 | 3-13, 3-15 | 393777 | 5-3 |
| 369605 | 5-15, 5-21 | 373129 | 3-13, 3-15 | 393778 | 5-3 |
| 369606 | 5-15 | 373137 | 3-19 | 393779 | 5-3 |
| 369607 | 5-19 | 373139 | 2-25, 2-29 | 393780 | 5-3 |
| 369608 | 5-15, 5-19 | 373140 | 2-9 | 393781 | 5-5 |
| 369610 | 5-15, 5-19 | 373141 | 2-5 | 393782 | 5-5 |
| 369611 | 5-19 | 373142 | 2-2, 2-13, 3-23 | 393783 | 5-5 |
| 369613 | 5-15 | 373145 | 3-13, 3-15 | 393784 | 5-5 |
| 369614 | 5-21 | 373147 | 2-17 | 393785 | 5-5 |
| 369615 | 5-15 | 373148 | 3-13 | 393786 | 5-5 |
| 369616 | 5-19 | 373152 | 3-15 | 393787 | 5-5 |
| 369617 | 5-19 | 377365 | 2-9 | 393788 | 5-5 |
| 369618 | 5-21 | 378765 | 3-29 | 393789 | 5-5 |
| 369619 | 5-21 | 378768 | 3-29 | 393790 | 5-7 |
| 369620 | 5-21 | 378769 | 2-25, 2-29 | 393791 | 5-7 |
| 369621 | 5-15, 5-21 | 378770 | 2-5 | 393792 | 5-7 |
| 369622 | 5-17 | 378771 | 5-27 | 393793 | 5-7 |
| 369623 | 5-17 | 378802 | 2-3 | 393794 | 5-7 |
| 369624 | 5-17, 5-21 | 378803 | 3-23 | 393795 | 5-7 |
| 369625 | 5-17 | 378804 | 2-3 | 393796 | 5-7 |
| 369626 | 5-17 | 378805 | 2-9 | 393797 | 5-7 |
| 369627 | 5-17, 5-21 | 378806 | 2-5 | 393798 | 5-7 |
| 369628 | 5-17 | 378807 | 2-5 | 393799 | 5-7 |
| 369631 | 5-17, 5-21 | 378808 | 5-23 | 393800 | 5-7 |
| 369632 | 5-17 | 378809 | 2-5 | 393801 | 5-11 |
| 369633 | 5-17 | 378810 | 2-5 | 393802 | 5-3 |
| 369634 | 5-17 | 378811 | 2-2, 2-5 | 393803 | 2-25 |
| 369635 | 5-17 | 378812 | 2-2, 2-5 | 393804 | 2-29 |
| 369636 | 5-17 | 379007 | 3-26 | 39394 | 3-23 |
| 369637 | 5-17 | 379202 | 2-9 | 393944 | 3-30 |
| 369638 | 5-17 | 379203 | 2-15 | 398438 | 3-7 |
| 369639 | 5-17 | 379204 | 3-19 | 40678 | 2-25, 2-29 |
| 369640 | 5-17 | 379206 | 3-5, 3-7 | 41141 | 2-7, 3-26 |
| 369641 | 5-17 | 379207 | 2-11 | 41178 | 2-5, 2-25, 2-27, 2-29, 2-33, 3-15 |
| 369642 | 5-17 | 379210 | 2-21 | 41345 | 2-31 |
| 369643 | 5-17 | 379211 | 2-21 | 41360 | 2-9 |
| 369644 | 5-17 | 379214 | 2-2, 2-5 | 41430 | 2-15 |
| 369645 | 5-17 | 379215 | 2-11 | 43844 | 5-23 |
| 369646 | 5-17 | 379216 | 2-11 | 44893 | 2-19, 3-9 |
| 369647 | 5-17 | 379217 | 2-9 | 45962 | 3-5, 3-7 |
| 369648 | 5-17 | 379218 | 2-19, 3-9 | 46307 | 3-26 |
| 369649 | 5-17 | 379219 | 3-25 | 46820 | 2-15 |
| 369650 | 5-17 | 379220 | 3-25 | 47178-6 | 3-23 |
| 369651 | 5-21 | 379221 | 3-25 | 49162 | 2-27, 2-33 |
| 369652 | 5-21 | 379226 | 2-17 | 49266 | 2-21 |
| 369656 | 5-21 | 379227 | 2-17 | 49309 | 2-19 |
| 369795 | 2-11, 3-5, 3-7 | 379228 | 2-5 | 53268 | 5-27 |
| 369796 | 2-11, 3-5, 3-7 | 379229 | 3-23 | | |

CROSS REFERENCE

| Part Number | Page Number | Part Number | Page Number | Part Number | Page Number |
|-------------|----------------------------|-------------|-----------------------------|-------------|-----------------------------|
| 53400-1 | 2-31 | 80090 | 5-7 | 80299 | 3-13, 3-15, 3-19, 3-21 |
| 53400-4 | 2-31 | 80094 | 5-13 | 80300 | 3-3, 3-23 |
| 54121 | 3-9 | 80096 | 2-2, 2-17, 3-13, 3-15, 3-17 | 80301 | 3-11 |
| 54615 | 2-27, 2-33 | 80099 | 2-2, 5-15 | 80302 | 2-21 |
| 55130 | 2-19, 3-9 | 80100 | 5-15 | 80306 | 3-23 |
| 57751 | 2-34 | 80103 | 3-11, 3-15 | 80312 | 2-25, 2-29 |
| 57769 | 2-35 | 80104 | 2-15 | 80313 | 2-25, 2-29 |
| 57803 | 2-34 | 80105 | 2-5 | 80314 | 2-15 |
| 57804 | 2-27, 2-33, 3-9 | 80106 | 2-5, 3-21 | 80315 | 2-2, 2-13 |
| 63233 | 2-9 | 80107 | 2-19, 3-9 | 80319 | 2-25, 2-29 |
| 65580 | 3-19 | 80110 | 2-7 | 80320 | 2-15 |
| 72968 | 2-5 | 80111 | 2-25, 2-29 | 80321 | 2-11, 3-5, 3-7 |
| 72970 | 2-2, 2-13 | 80113 | 2-7, 3-21 | 80328 | 2-19 |
| 75575 | 2-25, 2-29 | 80114 | 5-13 | 80329 | 3-9 |
| 763066 | 2-5 | 80115 | 5-13, 5-25 | 80331 | 2-34 |
| 76570 | 2-5, 2-9, 2-17, 2-21, 3-17 | 80116 | 2-2, 2-25, 2-29 | 80351 | 2-3 |
| 76782 | 2-11 | 80118 | 2-33 | 80352 | 4-3 |
| 78572 | 3-23 | 80119 | 2-33 | 80353 | 4-3 |
| 80010 | 2-11 | 80126 | 2-2, 2-11, 3-5, 3-7 | 80354 | 3-13, 3-15, 3-21 |
| 80011 | 2-17 | 80127 | 2-11, 3-5, 3-7 | 80355 | 2-3 |
| 80014 | 2-5 | 80135 | 2-25, 2-29 | 80356 | 2-25, 2-29 |
| 80016 | 2-11 | 80137 | 2-15 | 80364 | 2-27, 2-33 |
| 80017 | 2-17 | 80141 | 2-2, 2-13 | 80368 | 2-17 |
| 80021 | 2-17 | 80148 | 2-7 | 80371 | 2-9 |
| 80027 | 2-31 | 80149 | 3-30 | 80372 | 2-21 |
| 80028 | 2-5 | 80151 | 2-2, 2-25, 2-29 | 80373 | 2-2, 2-17 |
| 80029 | 2-15 | 80155 | 2-11 | 80379 | 2-9 |
| 80032 | 2-31 | 80158 | 2-7 | 80384 | 2-9 |
| 80033 | 2-19, 3-9 | 80159 | 2-9 | 80387 | 2-9 |
| 80037 | 2-5 | 80173 | 2-34, 5-15 | 80392 | 2-2, 2-17, 3-13, 3-15, 3-17 |
| 80041 | 2-25, 2-29 | 80180 | 2-5 | 80395 | 2-9 |
| 80042 | 2-3, 3-5, 3-7 | 80181 | 2-34 | 80405 | 2-25, 2-29 |
| 80045 | 2-11 | 80184 | 2-23 | 80406 | 2-25, 2-29 |
| 80047 | 2-9 | 80186 | 2-2, 2-5 | 80407 | 2-25, 2-29 |
| 80048 | 2-9 | 80188 | 2-2 | 80408 | 2-25, 2-29 |
| 80050 | 3-9, 3-13 | 80189 | 2-33 | 80409 | 2-25, 2-29 |
| 80052 | 2-17 | 80190 | 2-21 | 80411 | 2-21 |
| 80053 | 2-9 | 80192 | 2-23 | 80414 | 2-21 |
| 80055 | 2-25, 2-29 | 80193 | 2-27 | 80415 | 2-7 |
| 80058 | 2-3 | 80199 | 2-39 | 80417 | 4-3 |
| 80061 | 2-5 | 80211 | 3-23 | 80424 | 2-9 |
| 80063 | 3-5 | 80216 | 3-23 | 80425 | 2-7, 2-21, 2-23 |
| 80064 | 2-17 | 80218 | 2-17 | 80428 | 2-23 |
| 80068 | 5-17 | 80220 | 3-23 | 80429 | 2-7, 2-21 |
| 80069 | 5-17, 5-21 | 80230 | 3-23 | 80430 | 2-5 |
| 80070 | 5-3 | 80239 | 3-9 | 80432 | 2-2, 3-11, 3-15 |
| 80071 | 2-2, 5-7 | 80249 | 3-3 | 80433 | 3-11, 3-15 |
| 80072 | 2-27, 2-33, 5-15 | 80252 | 3-23 | 80436 | 2-19, 3-9 |
| 80074 | 5-11 | 80260 | 2-2, 2-15 | 80437 | 2-19, 3-9 |
| 80075 | 2-9 | 80266 | 2-13 | 80443 | 5-23 |
| 80076 | 5-11 | 80267 | 3-5 | 80445 | 2-5 |
| 80078 | 5-15 | 80269 | 2-2 | 80448 | 2-5 |
| 80079 | 2-9, 2-25, 2-29 | 80270 | 3-13, 3-15 | 80461 | 2-19 |
| 80080 | 5-15 | 80276 | 3-23 | 80464 | 2-2, 3-13, 3-15 |
| 80081 | 2-13 | 80277 | 2-34 | 80465 | 2-7 |
| 80082 | 5-7 | 80288 | 2-5, 3-11, 3-15 | 80471 | 2-7, 4-3 |
| 80083 | 5-7 | 80289 | 3-3 | 80472 | 4-3 |
| 80084 | 5-7 | 80294 | 3-23 | 80473 | 4-3 |
| 80088 | 2-15 | 80296 | 2-19, 3-9 | | |

| Part Number | Page Number |
|--------------------|--------------------|
| 80474 | 4-3 |
| 80475 | 4-3 |
| 80476 | 2-7, 4-3 |
| 80480 | 2-21, 2-23 |
| 80481 | 2-2 |
| 80484 | 2-11 |
| 80485 | 5-7 |
| 80490 | 5-7 |
| 80491 | 2-9 |
| 80492 | 2-9 |
| 80496 | 2-23 |
| 80499 | 4-3 |
| 80588 | 2-25, 2-29 |
| 80589 | 2-23 |
| 80622 | 5-23 |
| 80634 | 5-23 |
| 80637 | 5-23 |
| 80648 | 5-23 |
| 80666 | 5-23 |
| 80750 | 5-23 |
| 80753 | 5-23 |
| 80755 | 5-23 |
| 80756 | 5-23 |
| 80757 | 5-27 |
| 80759 | 5-27 |
| 80773 | 5-25 |
| 80837 | 2-27, 2-33 |
| 80921 | 2-27, 2-33 |
| 80922 | 2-7 |
| 80923 | 2-27, 2-33 |
| 80924 | 2-27, 2-33 |
| 80927 | 2-23 |
| 80937 | 2-9 |
| 80939 | 2-2, 2-15 |
| 80945 | 2-5 |
| 80950 | 2-21, 2-23 |
| 80951 | 2-40 |
| 80956 | 2-9 |
| 80958 | 2-13 |
| 80959 | 2-25, 2-29 |
| 80960 | 3-3 |
| 80961 | 3-3 |
| 80962 | 2-7 |
| 80965 | 2-25, 2-29 |
| 80971 | 2-17 |
| 80972 | 2-21, 3-28 |
| 80979 | 2-21, 2-23 |
| 82733 | 2-27, 2-33 |
| 83285 | 2-17, 3-17, 3-19 |
| 83286 | 3-19 |
| 83287 | 3-19 |
| 83289 | 3-19 |
| 86421 | 2-35 |
| 87299 | 2-15 |
| 87308 | 3-23 |
| 87515 | 2-19, 3-9 |
| 87546 | 2-27, 2-33 |

PART DESCRIPTION TO PAGE NUMBER CROSS REFERENCE LIST

A

Adaptor, Wheel, 3-23
 Air Clnr Assy Rn, 5-7
 Angle, Lip, 2-2, 2-13
 Arm, Brush, 2-9
 Arm, Brush, Idler Side, 2-9
 Arm, Clutch Pivot, 2-25, 2-29
 Armature Assy Rn, 5-17

B

Bag, Power, 3-19
 Bag, Vacuum, Disposable 10Pk, 2-2, 3-11, 3-15
 Ball BearingRn, 5-3
 Balljoint,, 2-7
 Bar-Fit .06T 3.90W 10.00L Rbr, 3-9
 Bar, Clutch, 2-25, 2-29
 Bar, Flat, 2-19
 Bar, Shaker Motor, 3-9
 Bar, Shaker, Motor, 2-19
 Bar, Transition Mtg, 2-15
 Battery, 3-5
 Battery, 12V, Cc Amps:260 Wet, 2-35
 Bearing, Axle, 4-3
 Bearing, Ball, 0.59b 1.26d 0.35w[2seal], 2-9
 Bearing, Snap-In, .250 Bore, 2-27, 2-33
 Belt, Flat, 2-2
 Belt, Flat .75Wide X 33.5, 2-29
 Belt, Flat .75Wide X 33.5 Circ, 2-25
 Belt, Ribbed, 35.0l [J8], 2-25, 2-29
 Belt, V, 2-2
 Block, Bearing 0.625Dia, 2-9
 Blower HsgRn, 5-11
 Bolt & Washer Rn, 5-3, 5-9, 5-15, 5-19
 Bolt, .25-28, Mtg, Swp, Carpet [3640], 2-21
 Bolt, Bent, M6, 2-7, 2-21, 2-23
 Bolt, Lug,, 3-23
 Bolt, Pivot, 5-7
 BoltRn, 5-7, 5-9, 5-17
 Boot, 90Deg .50D .57X .84, 2-35
 Boot, Terminal, 3-5, 3-7
 Boot,Circuit Breaker, 2-34
 Bracket (CDI) CP, 5-21
 Bracket Wldt, Lift, 2-11
 Bracket Wldt, Lpg, 2-31
 Bracket, Cable, 2-11
 Bracket, Cable, Clutch, 2-25, 2-29
 Bracket, Clutch Pivot, 2-25, 2-29
 Bracket, Handle Stop, 2-5
 Bracket, Handle, Stop, 3-21
 Bracket, Hopper Assist, 3-3
 Bracket, Lp Hood, 2-33
 Bracket, Mounting,Dampener,Gas (Replaced by none), 2-25, 2-29
 Bracket, Pivot, 2-17
 Bracket, Pivot Lh, 2-17
 Bracket, Prop Rod, 2-27, 2-33

Bracket, Retainer, 2-19, 3-9
 Bracket, Return Spring, 4-3
 Bracket, Sealing, Rh, 2-17
 Bracket, Shaker, 2-19, 3-9
 Bracket, Support, 2-13
 Bracket, Tank, Lp, 2-31
 Brake, Belt, 2-25, 2-29
 Breaker-Circuit, 15A Resetable, 2-34
 Breather Coverrn, 5-3
 Brkt,Switch Rn, 5-17
 Brush & Spring Assy, 2-2, 3-5, 3-7
 Brush Cap Se, 2-11
 Brush Rn, 5-17
 Brush, Carpet, 2-3
 Brush, Side, 2-3
 Brush, Side STFP, 2-3
 Brush, Sweep, 24Lg Poly, 2-3
 Brush, Sweep, P&W, 2-3
 Brush, Sweep, Sandwedge, 2-3
 Brush&Spring Assy Se, 2-11
 Bushing Rn, 5-17
 Bushing, Flanged, 2-21, 2-23
 Bushing, Sleeve, 0.50b 0.59d 0.50l, Bnz, 2-9
 Button, Plug, 3-23
 Button, Wear, 3-3

C

Cable Assy-Batt,Pos, 20.0,, 2-35
 Cable Assy, Main Brush, 2-21
 Cable, Choke, 45.5 L, 2-25, 2-29
 Cable, Pull Cl, 2-23
 Cable, Shift, Push Pull, 2-7
 CamshaftRn, 5-7
 Cap, Brush, 3-5, 3-7
 Cap, Fuel Tank, 5-11
 Carb Assy, 5-13
 Carburetor Repmt Kit, 5-13
 Carburetor, Lp, 5-25
 Caster, 5.0D X 1.37 Wheel, 2-5
 Caster, Swivel, 5.0 D 2.0w, 2-Hole Neo, 3-23
 Catch, Draw Pull, 2-17, 2-19
 Catch,Draw Pull, 3-9
 Cdi Cntrlr(Lp)Rn, 5-21
 Cdi Unit (Lp) Rn, 5-21
 Chain, Link, 3-26
 Chain, Static, Brass, 2-7
 Chamber, Vacuum, 3-13, 3-15
 Check Valve 1/8Mpt, 5-23
 Clamp, 5-21
 Clamp Rn, 5-15
 Clamp, Cable, 2-15, 2-25, 2-29
 Clamp, Hose, Lp, 5-23
 Clamp, Wormdrive, 2-17, 3-17
 Clip, 2-5, 2-11, 3-5, 3-7
 Clip, Latch, 2-17
 ClipRn, 5-5, 5-9, 5-17
 Coil, Ignition, 5-15
 Coil, Strator, 5-15

Collet Valve, 5-7
 Conn Rod Assy Rn, 5-5
 Conn Rod Bolt Rn, 5-5
 Control Screw Rn, 5-9
 Conv Kit. Panel Filter To Bag, 3-11
 Coupling, Hose, Elbow, 2-17, 3-17
 Coupling, Vac Wand, 3-19
 Coupling, Vac-Wand, 3-13, 3-15, 3-19, 3-21
 Cover, Hole, 3-13, 3-15
 Crankcase Rn, 5-3
 CrankshaftRn, 5-5
 Cuff, Flex, 3-13, 3-15
 Cuff, Hose, 2-17, 3-17, 3-19
 Cylinder Head Rn, 5-3

D

Dampener, Push, 15Lbs (Replaced by none), 2-25, 2-29
 Diode, Elec, Plug, 2-34
 Dip Stick, 5-3
 Dowel Pin Rn, 5-3
 Dual Side Brushes 12V, 3-5, 3-7

E

Element, Air Cleaner, 2-2, 5-7
 Engine, Robin, Gas, 2-25
 Engine, Robin, Lp, 2-29
 Exhaust Valve Rn, 5-7

F

Filter Pkg, Panel, 94 Pleats, 2-2
 Filter, Panl, Dust, 2.7 X 15.0 X 22.0, 2-19, 3-9
 Fitting 1/4 Hose, 5-23
 Fitting, 1/4 Elbow, 5-23
 Fitting, 1/4 Hose, 5-23
 Fitting, 1/4 Mpt, 5-23
 Fitting, 1/8 Mpt, 5-23
 Fitting, 3/8 Mpt, 5-23
 Fitting, Brs, E90, Pf04/Pm04, 5-27
 Fitting, Brs, Qdc, Pf04, Lpg Fem, 5-27
 Fitting, Brs, Tee, Pf04/Pf04/Pm04, Br, 5-27
 Fitting, Relief 1/8, 2-7, 4-3
 Flange Bolt, 5-21
 Flange Bolt Rn, 5-3, 5-7, 5-11
 Flange NutRn, 5-7
 Flywheel (Gas)Rn, 5-15
 Flywheel (Lp) Rn, 5-19
 Frame, Main, 2-5
 Front Cvr Asy Rn, 5-17
 Fuel Filter Rn, 5-11
 Fuel GaugeRn, 5-11
 Fuel Strainer Kit, 5-11
 Fuel Tank Rn, 5-11

G

Gasket (Brg)Rn, 5-3
 Gasket SetRn, 5-3
 Gasket, Carburetor, 5-13
 Gasket, Cuff, 2-2, 2-17, 3-13, 3-15, 3-17
 Gasket, Fire Switch, 2-27, 2-33
 Gasket, Int, 5-7
 Gasket, Mounting Engine, 2-25, 2-29
 Gasket, Muffler, 5-7
 Gasket, Rk, Cover, 5-3
 Gasket, Vac Fan, 2-2, 2-15
 Gasket,Breath Rn, 5-3
 GasketRn, 5-3, 5-7
 Gaskets, Carburetor, 5-25
 Gov SleeveRn, 5-3
 Governor Gear Rn, 5-3
 Governor Leverrn, 5-9
 Governor RodRn, 5-9
 Governor Shaftm, 5-9
 Governor Sprngm, 5-9
 Grip, Vinyl .18X .75X 5.00, 2-21, 2-23
 Grip, Vinyl .18X.75.2.00, 2-21
 Grommet (Gas) Rn, 5-15
 Grommet (Lp)Rn, 5-19
 Grommet Rn, 5-7
 Grommet, Rubber, 2-19
 Grommet,Rbr,0.31ld,For .06Matl, 2-25, 2-29
 Grommet,Rbr,0.50ld,For .25Matl, 3-9
 Guard, 2-5
 Guard, Wheel , Right, 3-23
 Guard, Wheel, Left, 3-23
 Guide Plate, 5-7

H

Handle, Hopper Assist, 3-3
 Handle, Lift, Main Brush, 2-21
 Handle, Lift, Side Brush, 2-21
 Handle, Main Lh, 2-5
 Handle, Main Rh, 2-5
 Handle, Shift, 2-23
 Handle, Steering, 2-5
 Harness, Wire, Main Gas/Lp, 2-39
 Head CoverRn, 5-11
 Head Gasket, 5-3
 Hinge, Cover, 6080, 3-25
 Holder, Brush, 2-11, 3-5, 3-7
 Hood, G W/Labels, 2-27
 Hood, Lp W/Labels, 2-33
 Hopper, 2-13
 Hopper Dump Assist Kit, 3-3
 Hopper, Wide Track, 3-23
 Hose, 5-23
 Hose Assy, Connector, Lpg, 5-27
 Hose Clamp, 5-11
 Hose, Flex, 2-2, 2-17, 3-13, 3-15, 3-17, 3-19
 Hose, Int Man Assy, 5-23
 Hourmeter, Electronic, 2-34
 Housing, Brush, Side, 2-11
 Housing, Vacuum Hi Flow, 2-17, 3-17

Hub, Wheel, 2-7
 Hubcap, 2-7

I

Ign Coil (Lp) Rn, 5-21
 Impeller, 9.06 Dia X 0.375B, 2-15
 Insulator Rn, 5-7
 Intake Pipe Rn, 5-7
 Intake ValveRn, 5-7

K

Key Set Rn, 2-34
 Key Square 0.12 0.12 00.50 Lg, 2-15
 Key Square 0.18 0.18 00.75 Lg, 2-9
 Key Square 0.18 0.18 01.38 Lg, 2-25, 2-29
 Key-Wdruff 0.12 0.50 Asa#0404, 2-7, 2-15
 Key, Shifter Te, 4-3
 Kit, Chain, Static, Steel, 3-26
 Kit, Hi-Flow To Std, Bag, 3-15
 Kit, High Air Flow To Std, Pan, 3-13
 Kit, High Vac System Airflow, 3-17
 Kit, Hinge Repair, 3-25
 Kit, Repair, Adj Handle, 2-5
 Kit, Replmt Vacuum Chamber, 3-13, 3-15
 Kit, Replmt, Door, Filter, 2-17
 Kit, Replmt, Main Br Belt, 2-2
 Kit, Side Skirt, Rh, 2-2
 Kit, Skirt, Lh, 2-5
 Kit, Skirt, Rh, 2-5
 Kit, Skirt, Side, Lh, 2-2
 Kit, Transaxle Assy, 4-3
 Kit, Transaxle Assy (see breakdowns), 2-7
 Kit, Transaxle Repair, 4-3
 Kit, Vac Wand F/Hi Air Flow, 3-19
 Kit, Vacuum Wand, Extend, 3-21
 Kit, Wheels, Wide Track 6080, 3-23
 Knob,#10-32,0.81Dia,Plastic, 2-5

L

Label (Battery), 5-21
 Label Rn, 5-7, 5-17
 Label Set, Info & Hzd, 2-40
 Label Set, Oper 3640 G/Lp, 2-40
 Label, Tennant Logo, 2-40
 Label,Air Clnrn, 5-7
 Label,Trademrkm, 5-11
 Label,Warning Rn, 5-11
 Latch Assy, Lpg Tank Mtg,W/Nut, 2-31
 Latch, Swell, 2-33
 Lever, Clutch, Wldt, 2-5
 Lever, Shift, 4-3
 Light, Indctr/Red 12V .1A Jmco, 2-34
 Light, Oil, 2-34, 5-15
 Limiter, Travel, Brush, 3-29
 Link Wldt, Brush Lift, 2-9

M

Magnetic Switch, 5-21
 Magneto BaseRn, 5-15, 5-19
 Main Brg Coverrn, 5-3
 Main Brush Downpressure Kit , 3-29
 Manual Opmt 3640G Es, 3-30
 Manual Opmt 3640G Fr, 3-30
 Manual Pkg 3640G, 3-30
 Manual Service 3640 G, 3-30
 Manual, CD-Rom, Oprtr & Parts, All (NA), 3-30
 Manual, Eng Service, [Robin Eh170], 3-30
 Motor, Ele, 12vdc 0.08hp 0068rpm 04.5a, 2-11, 3-5, 3-7
 Motor, Ele, 24vdc 0.08hp 1440rpm 03.0a, 2-19
 Motor,Elec Shaker 12V, 3-9
 Muffler, 5-7

N

Nozzle, Vac Wand, 3-19
 Nozzle, Wand 1.8, 3-13, 3-15
 Nut, 5-21
 Nut Rn, 5-5, 5-7, 5-17
 Nut-Hx Std 10-32 G2 Pltd, 2-21, 2-23
 Nut-Hx Std 10-32 G2 Pltd, 2-7, 2-9
 Nut-Hxflexloc .31-24 Thin Pltd, 2-15
 Nut-Hxlocnyln M 8X1.25 Reg Ss, 3-3
 Nut, Adjustable, Lpg Tank Mtg, 2-31
 Nut, Air Clnr Rn, 5-7
 Nut, Hex, Flng, M6 X 1.0, 2-15
 Nut, Hex, Lock, M06, 3-25, 3-26
 Nut, Hex, Lock, M08-1.25, 3-17, 3-19
 Nut, Hex, Lock, M08-1.25,NI, 2-17
 Nut, Hex, Lock, M10 X 1.5, NI, 2-15
 Nut, Hex, Lock, M12 X 1.75,NI, 2-31
 Nut, Hex, Lock, M5 X 0.8, NI, 3-9
 Nut, Hex, Lock, M5 X 0.80, NI, 2-19
 Nut, Hex, Lock, M6 X 1.0, NI, 2-7, 2-15, 2-25, 2-27, 2-29, 2-33
 Nut, Hex, Lock, M6 X 1.0, Ss, NI, 2-13, 3-23
 Nut, Hex, Lock, M8 X 1.25, NI, 2-5, 2-9, 2-21, 2-23, 2-25, 2-29
 Nut, Hex, Lock, M8 X 1.25, NI, Ss, 2-13
 Nut,Casing, 2-25, 2-29
 Nut,Hx Jam M16X2.0 Din 439, 2-5
 NutRn, 5-9

O

O-RingRn, 5-17
 Oil SealRn, 5-3
 Oillevsens(Lp)Rn, 5-21

P

Panel Filter Kit 12V, 3-9
 Pin, 3-5, 3-7
 Pin, Hair Cotter, 3-5, 3-7

CROSS REFERENCE

Pin, Handle Adjustment, 2-5
Pin, Main, 2-2
Pin, Main Brush, 2-9
Pin, Tapped, 2-17
Pin, Clevis, 0.19 Dia. X 0.75 Lg, 2-11
Pin, Clevis, .19 Dia. X .50 Lg, 2-23
Pin, Clevis, .19 Dia. X .50 Lg, 2-21
Pin, Clevis, 0.37 Dia. X 1.25 Lg, 3-3
Pin, Dowel, 0.2502 Dia. X 1.50 Lg, 2-7
Pin, Hair Cotter .12 Wire 2.37 Sl, 2-11
Pin, Roll, .250 dx 1.75 L, .250/.256, 2-11
Pinion Assy Rn, 5-17
Pipe, Exhaust, 5-7
Pipe, Rbr [Robin], 5-3
Piston Pin Rn, 5-5
Piston, +.25 Mm Rn, 5-5
Piston, +.50 Mm Rn, 5-5
Piston, Std Rn, 5-5
Pivot, Bushing, 2-11
Pivot, Hinge, Eng Cover, Left, 2-27, 2-33
Pivot, Hinge, Eng Cover Right, 2-27, 2-33
Plate, 2-17
Plate Wldt, Back, Stop, Hd, 3-23
Plate Wldt, Backstop, 2-7
Plate Wldt, Floor, Ic, 2-25, 2-29
Plate, Access, Lh, 2-23
Plate, Access, Rh, 2-21
Plate, Backing, Vac Fan, 2-15
Plate, Breather, 5-3
Plate, Cable, Clutch, 2-25, 2-29
Plate, Cable, Mount, 3-21
Plate, Firewall, 2-13
Plate, Hub-Cap, 3-23
Plate, Mounting Rh, 2-21
Plate, Pivot, 2-9
Plate, Pivot, Lh, 2-23
Plate, Retainer, 2-5
Plate, Skirt, Retainer, 2-2, 2-5
Plate, Support, Cable, 2-7
Plate, Support, Cross Shaft, 2-9
Plate, Vac Fan, Prop Rod, 2-15
Plate, Wear, 3-23
Plug Button, 3-11, 3-15
Plug Terminal, 5-21
Plug, Brush, 2-9
Plug, Brush Drive, 2-9
Plug, Hole .297, 2-5
Plug, Hole .812, 2-5
Plug, Switch, 2-34
Plugbtn 2.00H .04-.19 Chromstl, 3-23
PlugRn, 5-3
Pulley, Drive, 2-25, 2-29
Pulley, Idler, 2-9, 2-25, 2-29
Pulsercoil(Lp)Rn, 5-19
Push RodRn, 5-7

R

Rear Cvr Assy Rn, 5-17
Regulator W/Vac Lock, 5-23
Regulator Wldt, Mount, 5-23
Relay-Electrical, 12 V.D.C., 2-27, 2-33,
3-9

Relay, 24V, 2-19
Release Lever Rn, 5-7
Replacement Kit, Sidebrush Cable, 2-21
Replm Kit, Main Br Belt 6080G, 2-25,
2-29
Replmt Kit, Skirts & Seals, 2-2
Retainer, Lip, 3-23
Ring Gear Rn, 5-15, 5-19
Ring Set, Std Rn, 5-5
Ring, Retain, Ex, 0.62 Od, Heavydt, 2-7
Ring, Retaining, Ex, 2-9
Ring, Wear, 2-9
Ringset, +.25 Mm Rn, 5-5
Ringset, +.50 Mm Rn, 5-5
Rivet, Plstc, 2-2, 2-5, 2-13
Rivet, Pop .196 Dx .76 X 38 Dhd, 2-17
Rocker Arm, 5-7
Rocker CoverRn, 5-3
Rod SpringRn, 5-9
Rod, Hinge Pin, Nylon, 2-27, 2-33
Rod, Seat, 2-27, 2-33
Rubber Pipe Rn, 5-11

S

Scr Set, 3-9
Scr-Hex m06 x 1.0 x 35 8.8, 2-9
Scr-Hexssm 6X1.0 16 Nylonloc, 2-9
Scr-Hexssm 8X1.25 20 Nylnloc, 2-15
Scr-Set .31-18X0.38 Nylon Loc, 2-15
Scr-Set M 6X1.0 8 Nylonloc, 2-25, 2-29
Scr, Counter Hdm, 5-15, 5-19
Screen, Vacuum Bag, 3-11, 3-15
Screen, Vacuum Inlet, 2-17
Screw, 5-21
Screw Rn, 5-9, 5-11, 5-17
Screw-Flat 8X1.25 25 Nylon Loc, 2-7
Screw-Pan 08-10X.050, 2-27, 2-33
Screw, 250-20 Spl, 3-28
Screw, Hex M06, 2-17
Screw, Hex, .31-.09 X 1.25, Wood, 3-23
Screw, Hex, #10, 3-13, 3-15, 3-17
Screw, Hex, #10 X 0.62, Fmg Ab, 2-5,
2-17
Screw, Hex, M06-1.0 X 10, 8.8, 2-25,
2-29
Screw, Hex, M06-1.0 X 20, 8.8, 3-26
Screw, Hex, M08-1.25 X 25, 8.8, 3-19
Screw, Hex, M08-1.25 X 30, 8.8, 2-17,
3-17
Screw, Hex, M10 X 1.5 X 60, 8.8, 2-15
Screw, Hex, M12 X 1.75 X 25, 8.8, 2-31
Screw, Hex, M12 X 1.75 X 80, 8.8, 2-11
Screw, Hex, M5 X 0.8 X 12, 8.8, 3-9
Screw, Hex, M5 X 0.80 X 12, 8.8, 2-19
Screw, Hex, M6 X 1.0 X 12, 8.8, 3-23
Screw, Hex, M6 X 1.0 X 16, 8.8, 2-5,
2-15, 2-19, 3-9
Screw, Hex, M6 X 1.0 X 16, Ss, 2-11
Screw, Hex, M6 X 1.0 X 20, 8.8, 2-7,
2-11, 2-15, 2-27, 2-33, 3-5, 3-7
Screw, Hex, M6 X 1.0 X 20, Ss, 2-13,
3-23
Screw, Hex, M6 X 1.0 X 30, 8.8, 2-17,
2-27, 2-33, 3-13, 3-15, 3-17
Screw, Hex, M6 X 1.0 X 35, 8.8, 2-25,
2-29
Screw, Hex, M6 X 1.0 X 50, 8.8, 2-7
Screw, Hex, M8 X 1.25 X 16, 8.8, 2-5,
2-7, 2-13, 3-23
Screw, Hex, M8 X 1.25 X 20, Ss, NI, 2-5,
2-21, 2-23
Screw, Hex, M8 X 1.25 X 25, Ss, NI, 2-23
Screw, Hex, M8 X 1.25 X 30, 8.8, 2-5,
2-9, 2-21
Screw, Hex, M8 X 1.25 X 35, 8.8, 2-9,
2-25, 2-29
Screw, Hex, M8 X 1.25 X 35, Ss, Fl, 2-19,
3-9
Screw, Hex, M8 X 1.25 X 50, 8.8, 2-9
Screw, Pan, M06-1.0 X 12, Ss, 3-25
Screw, Pan, M06-1.0 X 40, 4.8, 3-15
Screw, Pan, M6 X 1.0 X 20, 4.8, 2-27,
2-33
Screw, Pan, M8 X 1.25 X 20, 4.8, 2-13
Screw, Pnfmg 6X.50 Type Ab, 2-34
Screw, Set, #10, 2-19
Screw&WasherRn, 5-15, 5-19
Seal, 2-2, 2-13, 2-17
Seal, Axle Te, 4-3
Seal, Chamber, 2-2, 2-17, 3-13, 3-15,
3-17
Seal, Cover, 2-17
Seal, Foam .62 .62 8.0, 2-17
Seal, Rbr, .50 X 1.00 X 10.5, 2-35
Seal, Shaft, Input Te, 4-3
Seal, Tube, Vacuum, 2-17, 3-17
Seal, Vac Wand, 3-13, 3-15
Sealant, Silastic Rtv732-3 Oz., 4-3
Sensor, Level, Oil [Lpg Engine Only], 5-15
Sensor, Oil [Gas Engine Only], 5-15
Shaft, Engine, 2-25, 2-29
Shaft, Hopper Assist, 3-3
Shaft, Sheave, 2-9
Shaft, Wldt, Cross, 2-9
Shaft, Brg&Flange Assy-Fan, 2-15
Sheave, [3/4], 1grv, 1.8/2.1pd 0.63b,
2-15
Sheave, 3L, 2Gr, 2.8Pd 4.5Pd, 2-25, 2-29
Sheave, Flat, 3.7Od, 2-7
Shield Wldt, Heat, Engine, 2-25, 2-29
Shield, Dirt Kit, 2-5
Shield, Muff, 5-7
Side Brush, 3-5, 3-7
Skirt, 2-5
Skirt, Hopper, 2-2, 2-13, 3-23
Skirt, Rear, 2-2, 2-5
Sleeve, 2-9, 2-19, 3-5, 3-7
Sleeve, .025Ob .62D .34Pm, 2-9
Sleeve, .25Ob .38D .156Ss, 2-9
Sleeve, .318B .50D .65Ss, 2-9, 3-9
Sleeve, .344B .62D .58, 2-25, 2-29
Sleeve, 1.45B 2.1D 1.5 Pltd, 2-11
Sleeve, Bearing, 4-3
Sleeve, Threaded, 2-5
Snap Ring Rn, 5-7

Sol, Starter, 5-17
 Solenoid, Fuellock, 5-23
 Spacer, 2-15
 Spacer 0.6Rn, 5-5
 Spacer 0.8Rn, 5-5
 Spacer 1.0Rn, 5-5
 Spacer, Battery, 3-17
 Spacer, Pivot .62Lg, 2-23
 Spark Plug, 2-2, 5-15
 Spark Plug(Lp)Rn, 5-19
 Spkplugcap(Gasrn, 5-15
 Spkplugcap(Lp)Rn, 5-21
 Spring, 2-25, 2-29
 Spring PinRn, 5-7
 Spring Washer, 5-21
 Spring Washer Rn, 5-5, 5-17
 Spring, Comp 0.34Idx.045Wire, 2-5
 Spring, Comp., 2-9
 Spring, Comp, 0.74Idx.11 Wire, 2-11
 Spring, Detent, 2-21, 2-23
 Spring, Extension, 2-9
 Spring, Tens,0.5Dx.06Wire 2.5L, 2-25,
 2-29
 Spring, Torsion, 2-11, 3-5, 3-7
 SpringRn, 5-9, 5-17
 Sprng Retainern, 5-7
 Starter Motor, 5-17
 Statorcoil(Lp)Rn, 5-19
 Strap, Rubber, 2-35, 3-5, 3-7
 Strap, Shaker Motor, 2-19, 3-9
 Strike, Latch, 2-19, 3-9
 Strip, Spring, 2-11
 Strip, Spring, Comp, 2-9
 Stud, Exhaust, 5-3
 StudRn, 5-3, 5-7
 Support, Cable, 2-7, 2-21
 Switch, Key, 2-34
 Switch, Rocker, 2-19
 Switch, Rocker, Dpst, 3-9
 Switch, Snap Actn, 250vdc 25a Spdt, 2-21

T

Tank Brkt 1 Rn, 5-11
 Tank Brkt 2 Rn, 5-11
 Tank-Lp,20#,Vap,Both,Fill Ga L, 3-27
 TappetRn, 5-7
 Tapping Screw Rn, 5-7
 Thermostat, Spst Switch, 2-27, 2-33
 Tie, Cable 1.75D Max 7.50Lg, 2-21
 Timer, 12V, 3-9
 Timer, 24V, 2-19
 Tire & Rim Assy, Black Pneumat, 3-23
 Tire & Wheel Assy, 2-7
 Transition, Vacfan, Gas, 2-15
 Tube, Hose, 3-13
 Tube, Hose Cuff, 3-9
 Tube, Vac Wand, 3-19
 Tube, Vacuum, 2-17, 3-11, 3-15, 3-17

V

V-Belt, 3L 210- One, 2-15
 Vacuum Fan Housing, 2-15
 Valve Guide Rn, 5-3
 Valve SpringRn, 5-7
 Valve, Lpg, Press Relief [Rego], 5-27
 Video, Operator, 3640, 3-30
 Vinyl TubeRn, 5-15
 Volt Reg Rn, 2-27
 Volt Reg Rn, 2-33
 Voltage Regulator, 5-15
 Vr, Fitting, Brs, E90, Jm06/Pm04, 5-27
 Vr, Hose, Lpg, Med06, Jf06str/Jf06str,
 5-27
 Vr, Stop, Hook, 5-27

W

Wand, Vacuum, 3-13, 3-15, 3-21
 Washer, 2-17
 Washer- Flt, 2-9
 Washer- Flt 17 X30X3 Ss M16, 2-5
 Washer-Loc Int .31 Plttd, 2-25, 2-29
 Washer, Finish M8 Plttd, 2-7
 Washer, Flat .25, 2-17
 Washer, Flat, .25 Fender, 2-5, 2-25, 2-29,
 3-15
 Washer, Flat, .25 Hard, 3-26
 Washer, Flat, .25 Sae, 3-25
 Washer, Flat, .38 Hard, 3-19
 Washer, Flat, 0.25 Fender, 2-27, 2-33
 Washer, Flat, 0.25 Sae, 2-7, 2-27, 2-33
 Washer, Flat, 0.25 Ss, 2-11, 2-27, 2-33,
 3-23
 Washer, Flat, 0.25 Std, 2-5, 2-7, 2-11,
 2-13, 2-15, 2-19, 2-23, 2-25, 2-27,
 2-29, 2-33, 3-5, 3-7, 3-9, 3-13,
 3-15, 3-17
 Washer, Flat, 0.31 Ss, 2-5, 2-13, 2-15,
 2-19, 2-21, 2-23, 3-9
 Washer, Flat, 0.31 Std, 2-5, 2-7, 2-9,
 2-13, 2-15, 2-25, 2-29, 3-23
 Washer, Flat, 0.38 Sae, 2-15
 Washer, Flat, 0.38b 2.25d .07, Stl, Pnt,
 2-17, 3-17
 Washer, Flat, 0.50 Sae, 2-19, 3-9
 Washer, Flat, Rework, 3-25
 Washer, Lock, Int-Ext, .31, 2-7, 3-26
 WasherRn, 5-17
 Weight, Eccentric, 2-19, 3-9
 Wheel, 2.0 Dia, 2-2, 3-3
 Wire 13 CP, 5-21
 Wire 7 CP, 5-21
 Wire Assy, 27.0 Lg., 6 Ga., 2-35
 Wire ClampRn, 5-15
 WireRn, 5-15, 5-17
 Woodruff KeyRn, 5-5

Y


Yoke Assy Rn, 5-17
 Yoke Assy, 10-32, 2-23
 Yoke Assy., 2-9, 2-21





TENNANT COMPANY
 Technical Publications #15
 701 North Lilac Drive
 P.O. Box 1452
 Minneapolis, MN 55440-9947

POSTAGE WILL BE PAID BY ADDRESSEE

BUSINESS REPLY MAIL
 FIRST CLASS MAIL PERMIT NO. 94 MINNEAPOLIS, MN




NO POSTAGE
 NECESSARY
 IF MAILED
 IN THE
 UNITED STATES



Fold along dotted lines

Tape here








TENNANT COMPANY
 Technical Publications #15
 701 North Lilac Drive
 P.O. Box 1452
 Minneapolis, MN 55440-9947

POSTAGE WILL BE PAID BY ADDRESSEE

BUSINESS REPLY MAIL
 FIRST CLASS MAIL PERMIT NO. 94 MINNEAPOLIS, MN



NO POSTAGE
 NECESSARY
 IF MAILED
 IN THE
 UNITED STATES



Fold along dotted lines

Tape here

