



## **Electronic Service Manuals**

This electronic document is provided as a service to our customers. We do not create the contents of the information contained in this document. Should you have detailed questions pertaining to the information contained in this document, you may contact Michco, or the manufacturer which provided the original information in this electronic deliverable. Michco's only part in this electronic deliverable was the electronic assembly process. By providing this manual online we are not guaranteeing parts availability.

You may contact Michco through the following methods:

**Phone (517) 484-9312**

2011 N. High St. -- Lansing, Michigan -- 48906

Fax: (517) 484-9836

Email: [CustomerService@Michco.com](mailto:CustomerService@Michco.com)

Website: [www.Michco.Com](http://www.Michco.Com)

Order Parts online at:

**[www.Michco.Com](http://www.Michco.Com)**

Directly to Parts & Service:

By Email: **[CustomerService@Michco.com](mailto:CustomerService@Michco.com)**

By Fax: (517) 484-9836

By Voice: (517) 484-9312

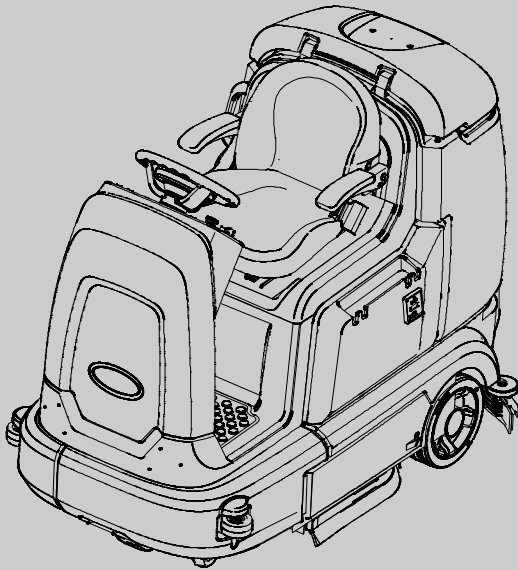
**Serving the Cleaning Industry Since 1922**

Notice: All copyrighted material remains property of original owners, all trademarks are property of respective owners. Manuals are subject to Manufacturer's reproduction limitations. Originals or reproductions were provided by manufacturers through a request. We make no warranty as to the correctness of information provided in this document and you assume all risk. By placing these manuals on line we are not declaring our corporation to be an manufacturer authorized dealer or provider, please check our web site for authorized manufacturers we represent.



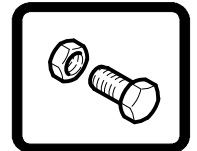
# T12

(Battery)



## Rider Scrubber Parts Manual

Machine Serial Number Range  
(S/N 10000000–19999999)



*The Safe Scrubbing Alternative<sup>®</sup>*  
*TennantTrue<sup>®</sup> Parts*  
*IRIS<sup>®</sup> a Tennant Technology*  
*Insta-Fit<sup>™</sup> Adapter*



## North America / International



For the latest parts manuals and other  
language Operator manuals, visit:

[www.tennantco.com/manuals](http://www.tennantco.com/manuals)

9009916  
Rev. 12 (11-2019)



Ref	Part No.	Serial Number	Description	Qty.
1	82681	(100000000–19999999 )	Bracket W/dt, Lpg Mount	1
2	63810	(100000000–19999999 )	Latch Assy, Lpg Tank Mtg, W/Nut	4
3	51839	(100000000–19999999 )	Nut Adjustable, Lpg Tank Mtg	2
4	49263	(100000000–19999999 )	Tie, Cable	3
5	82556	(100000000–10001364 )	Bracket, Vaporizer	1
6	54930	(100001567–19999999 )	Vaporizer, LPG	1

**HOW TO ORDER PARTS – See diagram above**

Only use TENNANT Company supplied or equivalent parts. Parts and supplies may be ordered online, by phone, by fax or by mail.

Follow the steps below to ensure prompt delivery.

1. **(A)** Identify the machine model.
2. **(B)** Identify the machine serial number from the data plate.
3. **(C)** Ensure the proper serial number is used from the parts list.
4. Identify the part number and quantity. Do not order by page or reference numbers.
5. Provide your name, company name, customer ID number, billing and shipping address, phone number and purchase order number.
6. Provide detail shipping instructions.

**(D)** ▽ – Identifies an assembly  
 ▲ – Identifies parts included in assembly

**EN**

**Please fill out at time of installation for future reference.**

Model No. – \_\_\_\_\_

Serial No. – \_\_\_\_\_

Machine Options – \_\_\_\_\_

Sales Rep. – \_\_\_\_\_

Sales Rep. phone no. – \_\_\_\_\_

Customer ID Number – \_\_\_\_\_

Installation Date – \_\_\_\_\_

**Tennant Company**  
 PO Box 1452  
 Minneapolis, MN 55440  
 Phone: (800) 553-8033  
 www.tennantco.com

Touch-N-Go, 1-STEP, Grip-N-Go, Dura-Track, SmartRelease, Duramer, Insta-Fit are trademarks of Tennant Company.  
 Flow-Rite is a registered trademark of Flow-rite Controls.  
 Specifications and parts are subject to change without notice.  
 Copyright © 2013 – 2019 TENNANT Company, Printed in U.S.A.

<b>CN</b>	<p><b>如何订购部件 - 参见下表</b></p> <p>仅使用 TENNANT 公司提供的或同等部件。部件和供应可以在线订购，通过电话、传真或邮件订购。请遵循下面的步骤确保及时交付。</p> <ol style="list-style-type: none"> <li>1. <b>(A)</b> 确定机器型号。</li> <li>2. <b>(B)</b> 从数据标签确定机器序列号。</li> <li>3. <b>(C)</b> 确保使用部件列表中的正确序列号。</li> <li>4. 确定部件号和数量。 不要按页面或参考编号订购。</li> <li>5. 提供您的姓名、公司名称、客户 ID 号、付帐和送货地址、电话号码和采购单编号。</li> <li>6. 提供详细的送货说明。</li> </ol> <hr/> <p><b>(D)</b> ▽ - 确定组件 ▲ - 确定组件中包含的组件</p>	<p><b>请在安装时填写供未来参考。</b></p> <p>型号 - _____</p> <p>序列号 - _____</p> <p>机器选项 - _____</p> <p>销售代表 - _____</p> <p>销售代表电话号码 - _____</p> <p>客户 ID 编号 - _____</p> <p>安装日期 - _____</p>
-----------	--	--

<b>ES</b>	<p><b>CÓMO SOLICITAR PIEZAS - Consulte el diagrama anterior.</b></p> <p>Utilice sólo las piezas suministradas por TENNANT Company o piezas equivalentes. Puede solicitar las piezas a través de internet, por teléfono, por fax o por correo.</p> <p>Siga los siguientes pasos para que la entrega sea rápida.</p> <ol style="list-style-type: none"> <li>1. <b>(A)</b> Indique el modelo de máquina.</li> <li>2. <b>(B)</b> Indique el número de serie de la etiqueta de datos.</li> <li>3. <b>(C)</b> Asegúrese de que indica el número de serie correcto de la lista de piezas.</li> <li>4. Indique la cantidad y el número de la pieza. No realice el pedido indicando el número de página o el de referencia.</li> <li>5. Incluya su nombre, el nombre de la empresa, el ID de cliente, las direcciones de envío y facturación, el número de teléfono y el número del pedido de compra.</li> <li>6. Facilite instrucciones de envío.</li> </ol> <hr/> <p><b>(D)</b> ▽ - identifica un conjunto ▲ - identifica piezas de un conjunto</p>	<p><b>Rellene estos datos cuando realice la instalación para utilizarlos como referencia en el futuro.</b></p> <p>Nº modelo - _____</p> <p>Nº serie - _____</p> <p>Opciones de la máquina - _____</p> <p>Vendedor - _____</p> <p>Nº teléfono vendedor - _____</p> <p>Nº cliente - _____</p> <p>Fecha de instalación - _____</p>
-----------	--	---

<b>FR</b>	<p><b>COMMENT COMMANDER DES PIÈCES DÉTACHÉES - Voir le schéma ci-dessus.</b></p> <p>Utilisez uniquement des pièces fournies par la société TENNANT ou équivalentes. Les pièces et fournitures peuvent être commandées en ligne, par téléphone, fax, ou par courrier.</p> <p>Suivez les étapes ci-dessous pour assurer une livraison rapide.</p> <ol style="list-style-type: none"> <li>1. <b>(A)</b> Identifiez le modèle de la machine.</li> <li>2. <b>(B)</b> Identifiez le numéro de série de la machine, à partir de l'étiquette signalétique.</li> <li>3. <b>(C)</b> Assurez-vous que le numéro de série correct est utilisé à partir de la liste de pièces détachées.</li> <li>4. Identifiez le numéro de pièce et la quantité. Ne commandez pas par page ou numéros de référence.</li> <li>5. Fournissez votre nom, le nom de votre société, votre numéro d'identification de client, l'adresse de facturation et d'expédition, le numéro de téléphone et le numéro du bon de commande.</li> <li>6. Fournissez des instructions d'expédition détaillées.</li> </ol> <hr/> <p><b>(D)</b> ▽ - identifie un assemblage ▲ - identifie les pièces composant l'assemblage</p>	<p><b>A remplir au moment de l'installation à titre de référence.</b></p> <p>Nº du modèle - _____</p> <p>Nº de série - _____</p> <p>Options de la machine - _____</p> <p>Agent commercial - _____</p> <p>Nº tél. de l'agent commercial - _____</p> <p>Numéro d'identification client - _____</p> <p>Date d'installation - _____</p>
-----------	--	---

<b>JP</b>	<p><b>パーツの発注方法 ? 上記の図を参照してください</b></p> <p>TENNANT社製のパーツまたは同等品のみをお使いください。パーツやサプライ品のご注文は、オンライン、電話、FAX、または手紙でお願いいたします。確実にお届けできるように、以下の情報お知らせください。</p> <ol style="list-style-type: none"> <li>1. <b>(A)</b> 製品のモデル名をお知らせください。</li> <li>2. <b>(B)</b> 製品のデータラベルに印刷されているシリアル番号をお知らせください。</li> <li>3. <b>(C)</b> パーツリストを参照して、シリアル番号が正しいかご確認ください。</li> <li>4. パーツ番号と数量をお知らせください。マニュアル/カタログのページ番号や参照番号でのご注文はご遠慮ください。</li> <li>5. お客様のお名前、会社名、顧客ID番号、請求/発送先住所、電話番号、注文書番号をお知らせください。</li> <li>6. 発送に関するご希望があれば、明記してください。</li> </ol> <hr/> <p><b>(D)</b> ▽ - アセンブリを示します ▲ - アセンブリに含まれるパーツを示します</p>	<p><b>後日確認できるように、設置時に記入してください。</b></p> <p>モデルNo. - _____</p> <p>シリアルNo. - _____</p> <p>製品のオプション - _____</p> <p>販売代理店 - _____</p> <p>販売代理店の電話番号 - _____</p> <p>顧客ID番号 - _____</p> <p>設置日 - _____</p>
-----------	---	---



# GENERAL RECOMMENDED MAINTENANCE

## General Recommended Maintenance Items

Ref.	Part No.	Serial Number	Description	Qty.
	1200430	(10000000- 19999999 )	Blade, Sqge, Side, 22.50l, Linatex	2
	1202159	(10000000- 19999999 )	Blade, Sqge, Side, 22.50l, Ure	2
	1202160	(10000000- 19999999 )	Blade, Sqge, Side, 22.50l, Gum	2
	1200383	(10000000- 19999999 )	Blade, Sqge, Front, 42.59l [Linard]	1
	1200384	(10000000- 19999999 )	Blade, Sqge, Rear, 44.96l Linatex	1
	1201825	(10000000- 19999999 )	Blade, Sqge, Front, 42.59l [Gum]	1
	1201823	(10000000- 19999999 )	Blade, Sqge, Front, 42.59l [Urethane]	1
	1201826	(10000000- 19999999 )	Blade, Sqge, Rear, 44.96l Gum	1
	1201824	(10000000- 19999999 )	Blade, Sqge, Rear, 44.96l Urethane	1
	1054100	(10000000- 19999999 )	Wheel, 04.0d 2.56w 0.41b	2
	363162	(10000000- 19999999 )	Wheel, 04.0d 0.89w 0.64b	2
	1205850	(10000000- 19999999 )	Caster Assy, Swivel	2
	222280	(10000000- 19999999 )	Battery, Wet, 06vdc 0240ah	6
	1070587	(10000000- 19999999 )	Battery, Wet, 06vdc 0360ah	6
▽	9010935	(10000000- 19999999 )	Tool, Belt, Cyl Head, Afmkt [T12] (Cylindrical Scrub Head)	1
▲	1200334	(10000000- 19999999 )	Belt, Drive, 7 Grv	2
▲	1203758	(10000000- 19999999 )	Tool, Installation, Belt	1
	1201053	(10000000- 19999999 )	Skirt, Rbr, Front, Disc (Disc Scrub Head)	1
	1201185	(10000000- 19999999 )	Strip, Skirt, Rear, Disc (Disc Scrub Head)	1
	361144	(10000000- 19999999 )	Key, Ignition, Sgl	1
	16411	(10000000- 19999999 )	Off Whites/G Acrylic12.8oz[Acm101- 00171]	1
	16412	(10000000- 19999999 )	Teal Blue S/G Enamel12.8oz[lcm101- 70266]	1
	377540	(10000000- 19999999 )	Paint, Airdry, Blk, 12oz	1
	377538	(10000000- 19999999 )	Paint, Airdry, Gray, 12oz [Enamel]	1
	377537	(10000000- 19999999 )	Iron Gray S/G Enamel12.8oz[lcm101- 00517]	1



## SECTION 2

Contents	Page
Fig. 1 – Replacement Brushes, Scrub Head . . . . .	2-2
Fig. 2 – Replacement Brushes, Side Brush . . . . .	2-4
Fig. 3 – Main Frame and Wheels Group . . . . .	2-6
Fig. 4 – Front Bumper and Side Door Group . . . . .	2-8
Fig. 5 – Seat Support Group . . . . .	2-10
Fig. 6 – Seat Group, Standard . . . . .	2-12
Fig. 7 – Seat Kit, Deluxe . . . . .	2-14
Fig. 8 – Steering and Instrument Panel Group, T12 . . . . .	2-16
Fig. 9 – Steering and Instrument Panel Group, T12XP . . . . .	2-18
Fig. 10 – Front Cover and Directional Pedal Group . . . . .	2-20
Fig. 11 – Scrub Head Lift Group . . . . .	2-22
Fig. 12 – Scrub Head and Drive Motor Group, Disk . . . . .	2-24
Fig. 13 – Scrub Head Frame Group, Cylindrical . . . . .	2-26
Fig. 14 – Scrub Head Drive Motor Group, Cylindrical . . . . .	2-28
Fig. 15 – Scrub Head Side Squeegee Group, Right Hand . . . . .	2-30
Fig. 16 – Scrub Head Side Squeegee Group, Left Hand . . . . .	2-32
Fig. 17 – Recovery Tank Group . . . . .	2-34
Fig. 18 – Vacuum Fan Group . . . . .	2-36
Fig. 19 – Solution Tank Group . . . . .	2-38
Fig. 20 – Rear Squeegee Lift Group . . . . .	2-40
Fig. 21 – Rear Squeegee Kit . . . . .	2-42
Fig. 22 – Electrical Circuit Board Group . . . . .	2-44
Fig. 23 – Electrical Contactor and Wires Group . . . . .	2-46
Fig. 24 – Battery Group, 240Ah . . . . .	2-48
Fig. 25 – Electrical Schematic Group (S/N 10000000–10863997) . . . . .	2-50
Fig. 26 – Electrical Schematic Group (S/N 10863998–19999999) . . . . .	2-54
Fig. 27 – Wire Harnesses Group . . . . .	2-60
Fig. 28 – Labels Group . . . . .	2-70

**Fig. 1 – Replacement Brushes, Scrub Head**

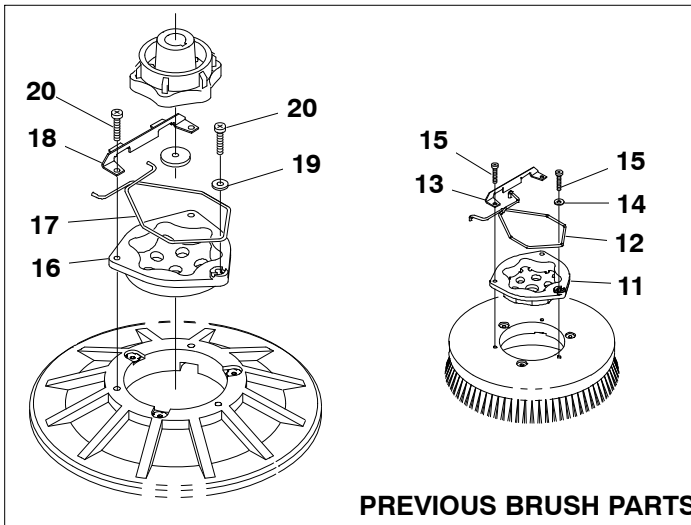
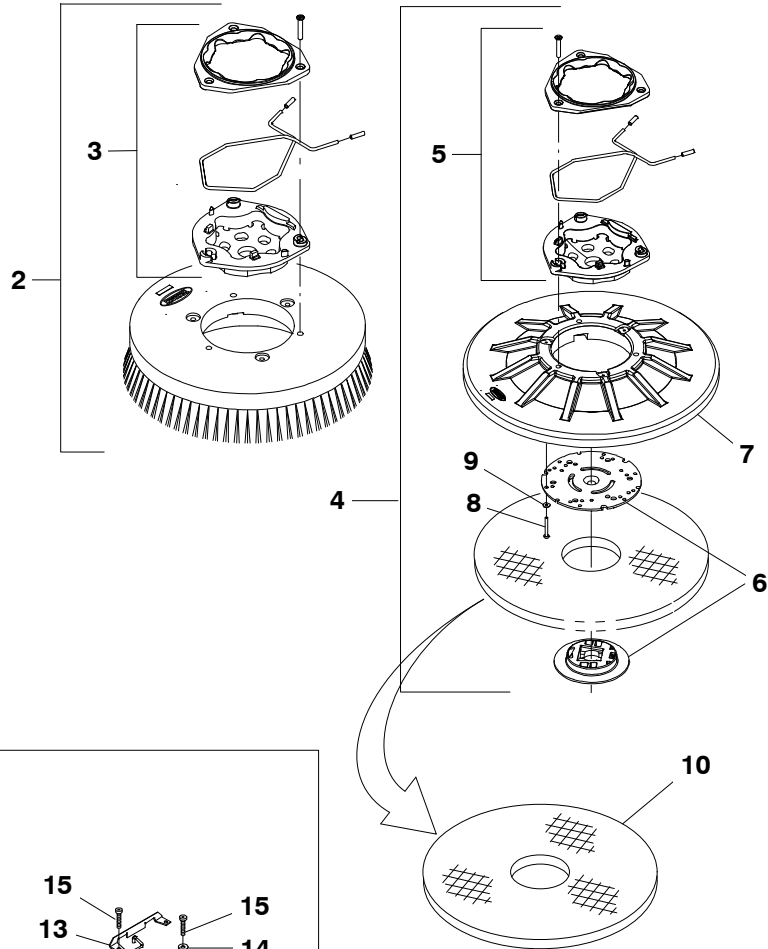
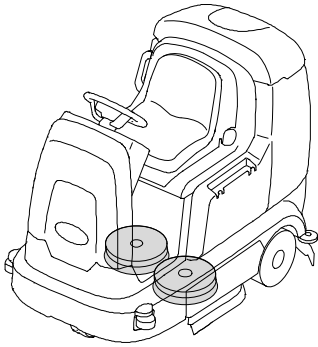
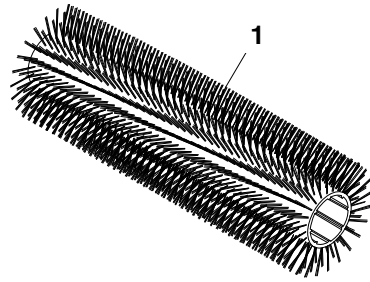
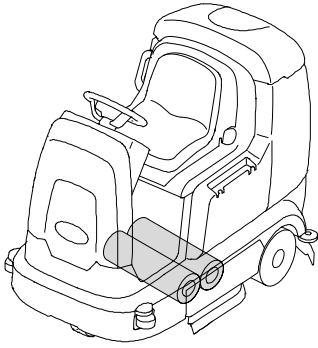


Fig. 1 - Replacement Brushes, Scrub Head

Ref.	Part No.	Serial Number	Description	Qty.
1	1201572	(10000000- 19999999 )	Brush, Scb, 31l, 18sr, Polypropylene, Spiral	2
1	1201926	(10000000- 19999999 )	Brush, Scb, 31l, 18sr, Heavy Duty Polypropylene, Spiral	2
1	1201927	(10000000- 19999999 )	Brush, Scb, 31l, 18sr, Polyester, Spiral	2
1	1201928	(10000000- 19999999 )	Brush, Scb, 31l, 18sr, Super Abrasive, Spiral	2
▽	2	1220235	(10000000- 19999999 ) Brush Assy, Disk, Scrub, 16.0D, Nylon	2
▲	3	9014662	(10000000- 19999999 ) Brush Kit, Hub Assy, Drive, Ci [Hdpe In]	1
▽	2	1220241	(10000000- 19999999 ) Brush Assy, Disk, Scrub, 16.0D, Polypropylene	2
▲	3	9014662	(10000000- 19999999 ) Brush Kit, Hub Assy, Drive, Ci [Hdpe In]	1
▽	2	1221543	(10000000- 19999999 ) Brush Assy, Disk, Scrub, 16.0D, Super Abrasive	2
▲	3	9014662	(10000000- 19999999 ) Brush Kit, Hub Assy, Drive, Ci [Hdpe In]	1
▽	2	1220236	(10000000- 19999999 ) Brush Assy, Disk, Scrub, 16.0D, Heavy Duty Polypropylene	2
▲	3	9014662	(10000000- 19999999 ) Brush Kit, Hub Assy, Drive, Ci [Hdpe In]	1
▽	4	1220244	(10000000- 19999999 ) Driver Assy, Pad, 16.0D	2
▲	5	9014666	(10000000- 19999999 ) Brush Kit, Hub Assy, Drive, Ci [Uhmw]	1
▲	6	370095	(10000000- 19999999 ) Device, Centering, Clip On, Ti [Gf Pp]	1
▲	7	397976	(10000000- 19999999 ) Disk, Driver, Pad, W/Face, 16.0D	1
▲	8	09198	(10000000- 19999999 ) Screw, Pan, Phl, M4 X 0.70 X 35, Ss	3
▲	9	41579	(10000000- 19999999 ) Washer, Flat, 08, Ss	3
10	63248- 1	(10000000- 19999999 ) Pad, Stripping, 16.0d, Brown[1pick=1pad]	2	
10	63248- 2	(10000000- 19999999 ) Pad, Scrubbing, 16.0d, Blu [1pick=1pad]	2	
10	63248- 3	(10000000- 19999999 ) Pad, Buff, 16.0d, Red [1pick=1pad]	2	
10	63248- 4	(10000000- 19999999 ) Pad, Polish, 16.0d, White [1pick=1pad]	2	
10	370092	(10000000- 19999999 ) Pad, Stripping, 16.0d[Hi Prod, Black, 1pick=1pad]	2	
10	1051027	(10000000- 19999999 ) Pad, Surf Prep, 16.0d [Maroon, 1pick=1pad]	2	

## Previous Brush Parts

Ref.	Part No.	Serial Number	Description	Qty.
11	1017368	(10000000- 19999999 )	Hub, Drive, Brush, Disk, 3hole 5.8bc	1
12	14838	(10000000- 19999999 )	Spring, Wir, 0.16d, Brush Retaining	1
13	24299	(10000000- 19999999 )	Bracket, Retainer, Spring	1
14	01684	(10000000- 19999999 )	Washer, Flat, 0.27b 0.69d .05, Ss	1
15	32746	(10000000- 19999999 )	Screw, Pan, Phl, M6 X 1.00 X 35, Ss	2
16	15539	(10000000- 19999999 )	Hub, Drive, Brush, Disk, 3hole 5.8bc[6t]	1
17	14838	(10000000- 19999999 )	Spring, Wir, 0.16d, Brush Retaining	1
18	24299	(10000000- 19999999 )	Bracket, Retainer, Spring	1
19	01684	(10000000- 19999999 )	Washer, Flat, 0.27b 0.69d .05, Ss	1
20	32746	(10000000- 19999999 )	Screw, Pan, Phl, M6 X 1.00 X 35, Ss	1
	30241	(10000000- 19999999 )	Brush Assy, Disk, Scb, 16.0d, Polypropylene (Replaced by 1220241)	2
	1042500	(10000000- 19999999 )	Brush Assy, Disk, Scb, 16.0d, Polypropylene Stiff (Replaced by 1220236)	2
	1042499	(10000000- 19999999 )	Brush Assy, Disk, Scb, 16.0d, Nylon (Replaced by 1220235)	2
	1042504	(10000000- 19999999 )	Brush Assy, Disk, Scb, 16.0d, Super Abrasive (Replaced by 1221543)	2
	397916	(10000000- 19999999 )	Driver Assy, Pad, 16. (Replaced by 1220244)	2

**Fig. 2 – Replacement Brushes, Side Brush**

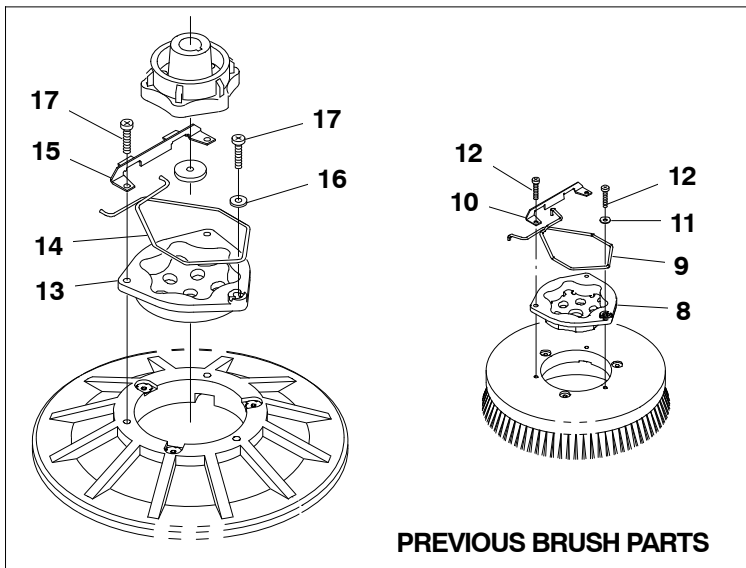
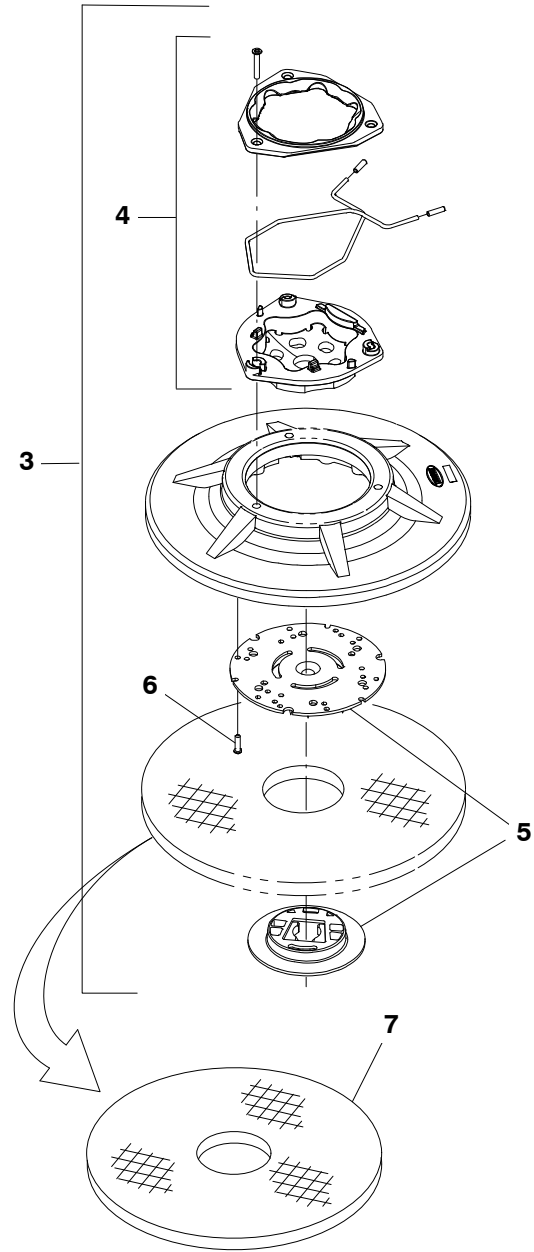
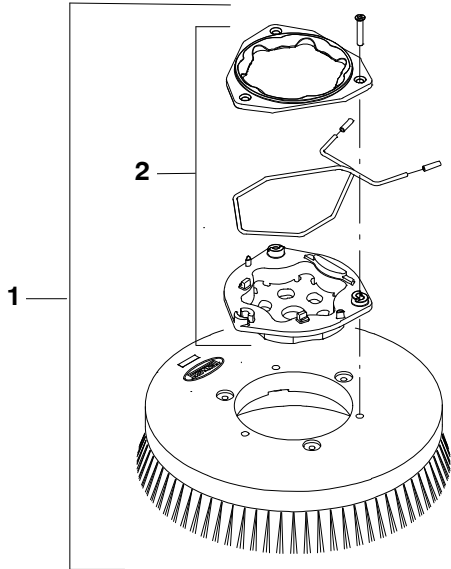



Fig. 2 – Replacement Brushes, Side Brush

Ref.	Part No.	Serial Number	Description	Qty.
▽	1	1220230	(10000000-19999999 ) Brush Assy, disk, Scb, 13.0D, Nylon	2
▲	2	9014662	(10000000-19999999 ) Brush Kit, Hub Assy, Drive, CI	1
▽	1	1220231	(10000000-19999999 ) Brush Assy, disk, Scb, 13.0D, Polypropylene Stiff	2
▲	2	9014662	(10000000-19999999 ) Brush Kit, Hub Assy, Drive, CI	1
▽	1	1220232	(10000000-19999999 ) Brush Assy, disk, Scb, 13.0d, Super Abrasive	2
▲	2	9014662	(10000000-19999999 ) Brush Kit, Hub Assy, Drive, CI	1
▽	3	1220243	(10000000-19999999 ) Driver Assy, Pad, 13.0D	1
▲	4	9014664	(10000000-19999999 ) Brush Kit, Hub Assy, Drive, CI	1
▲	5	370095	(10000000-19999999 ) Device, Centering, Clip On, TI [Gf Pp]	1
▲	6	360943	(10000000-19999999 ) Screw, Pan, Phl, 10-14 X 0.75, F/Plstc	3
	7	89046	(10000000-19999999 ) Pad, Stripping, 13.0d, Brown[1pick=1pad]	2
	7	89047	(10000000-19999999 ) Pad, Scrubbing, 13.0d, Blue	2
	7	89048	(10000000-19999999 ) Pad, Buff, 13.0d, Red [1pick=1pad]	2
	7	89049	(10000000-19999999 ) Pad, Polish, 13.0d, White [1pick=1pad]	2
	7	1051024	(10000000-19999999 ) Pad, Surf Prep, 13.0d [Mar, 1pick=1pad]	2
Ref.	Part No.	Serial Number	Description	Qty.
	8	1017368	(10000000-19999999 ) Hub, Drive, Brush, Disk, 3hole 5.8bc	1
	9	14838	(10000000-19999999 ) Spring, Wir, 0.16d, Brush Retaining	1
	10	24299	(10000000-19999999 ) Bracket, Retainer, Spring	1
	11	01684	(10000000-19999999 ) Washer, Flat, 0.27b 0.69d .05, Ss	1
	12	32746	(10000000-19999999 ) Screw, Pan, Phl, M6 X 1.00 X 35, Ss	3
	13	1017368	(10000000-19999999 ) Hub, Drive, Brush, Disk, 3hole 5.8bc	1
	14	1017957	(10000000-19999999 ) Spring, Retaining, Brush	1
	15	24299	(10000000-19999999 ) Bracket, Retainer, Spring	1
	16	01684	(10000000-19999999 ) Washer, Flat, 0.27b 0.69d .05, Ss	1
	17	32746	(10000000-19999999 ) Screw, Pan, Phl, M6 X 1.00 X 35, Ss	3
	1042492	(10000000-19999999 ) Brush Assy, Disk, Scb, 13.0d, Nylon (Scrubbing) (Replaced by 1220230)	1	
	1042494	(10000000-19999999 ) Brush Assy, Disk, Scb, 13.0d, Polypropylene Stiff (Scrubbing) (Replaced by 1220231)	1	
	1042496	(10000000-19999999 ) Brush Assy, Disk, Scb, 13.0d, Super Abrasive (Scrubbing) (Replaced by 1220232)	1	
	379013	(10000000-19999999 ) Driver Assy, Pad, 13.0d (Replaced by 1220243)	2	

**Fig. 3 – Main Frame and Wheels Group**

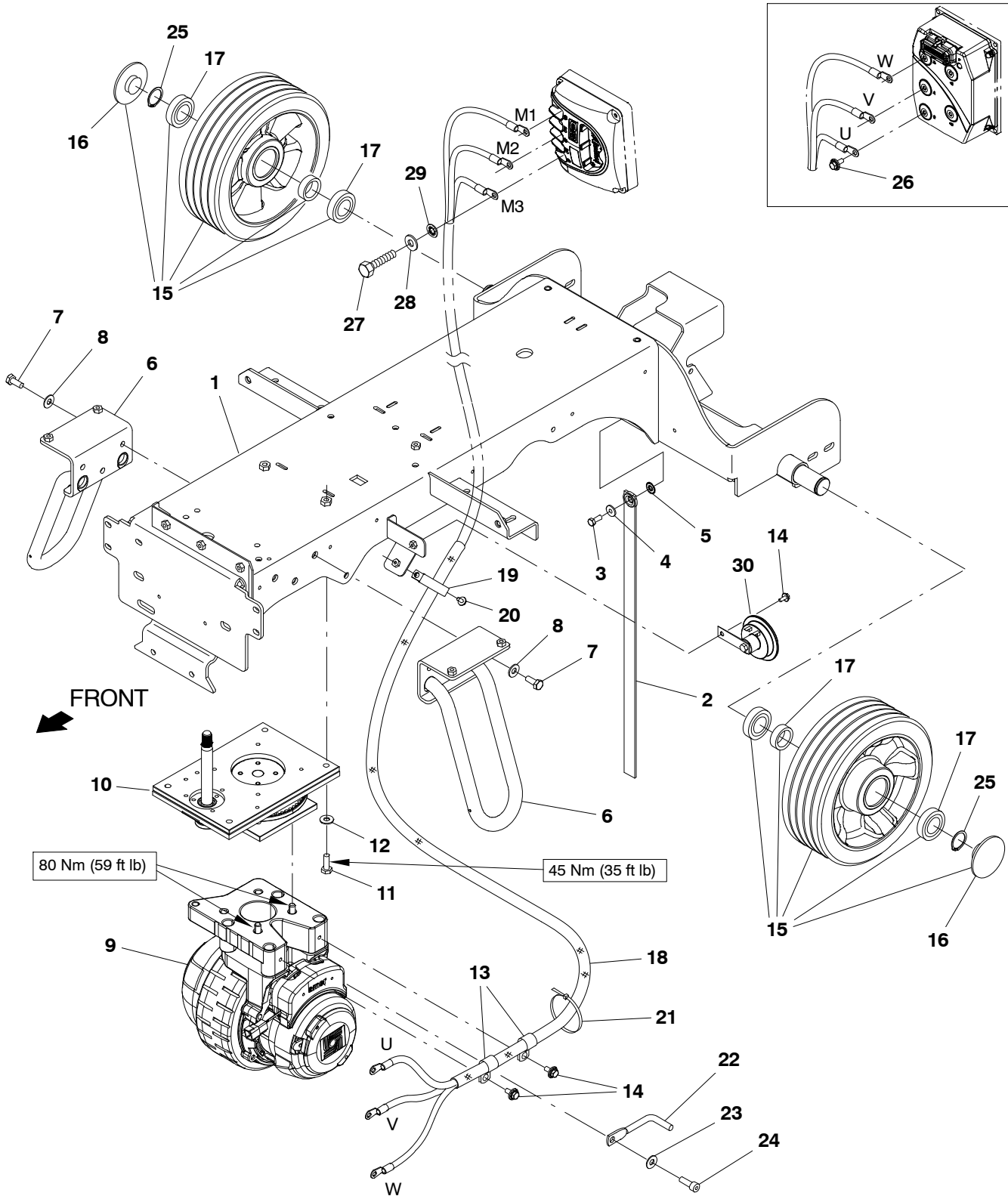


Fig. 3 – Main Frame and Wheels Group

Ref.	Part No.	Serial Number	Description	Qty.	
1	120025	(1000000-1999999 )	Frame Wldt [T12]	1	
2	71579	(1000000-1999999 )	Strap, Static, W/Grommet, .19 1.1w 25.0l	1	
3	09011	(1000000-1999999 )	Screw, Hex, M8 X 1.25 X 30, Ss	1	
4	41141	(1000000-1999999 )	Washer, Lock, Int-Ext, 0.31	1	
5	01685	(1000000-1999999 )	Washer, Flat, 0.38b 0.88d .08, Ss	1	
6	1200298	(1000000-1999999 )	Stabilizer Wldt [Cassoday]	2	
7	12317	(1000000-1999999 )	Screw, Hex, M10 X 1.50 X 30, Ss	6	
8	01686	(1000000-1999999 )	Washer, Flat, 0.44b 1.00d .08, Ss	6	
9	1200150	(1000000-10656761 )	Wheel, Drive, Ac (See Breakdown) (Replaced by 1200203)	1	
9	1246662	(10656762-1999999 )	Wheel, Drive, Ac (See Breakdown)	1	
10	1200203	(1000000-1999999 )	Steer-Control Assy, Wheel Drive (See Breakdown)	1	
11	09028	(1000000-1999999 )	Screw, Hex, M10 X 1.50 X 25, Ss	4	
12	01686	(1000000-1999999 )	Washer, Flat, 0.44b 1.00d .08, Ss	4	
13	69234	(1000000-1999999 )	Clamp, Cable, Stl, 1.00d X 0.75w, 1hole	2	
14	1020341	(1000000-1999999 )	Screw, Hex, M8 X 1.25 X 20, Ss, Sems	3	
▽	15	1060626	(1000000-1999999 )	Tire Assy, Solid, 300mm X 100mm, Ure	2
▲	16	9011872	(1000000-1999999 )	Cap, Hub, Wheel [For 1060626]	1
▲	17	24899	(1000000-1999999 )	Bearing, Ball 1.48B 2.38B 0.67W	2
	18	82831	(1000000-1999999 )	Sleeve, Nyl, 1.63ID 35.0l	1
	19	09570	(1000000-1999999 )	Clamp, Cable, Stl, 0.9x1.8x0.62w, 1hole	1
	20	1034731	(1000000-1999999 )	Screw, Hex, M6 X 1.00 X 16, Ss, Sems	1
	21	130773	(1000000-1999999 )	Tie, Cable, Nyl, 11.0l, .14w, 3.0 Max. D	3
	22	1207171	(1000000-1999999 )	Rod, Sppt	1
	23	33924	(1000000-1999999 )	Washer, Flat, M10, Ss	1
	24	41358	(1000000-1999999 )	Screw, Soc, M10X1.50X35, 12.9	1
	26	1034731	(1000000-10863997 )	Screw, Hex, M6 X 1.00 X 16, Ss, Sems	3
	27	87308	(10863998-1999999 )	Screw, Hex, M6 X 1.00 x 12, 8.8	3
	28	32483	(10863998-1999999 )	Washer, Flat, 0.25, Sae	3
	29	32982	(10863998-1999999 )	Washer, Lock, Int, 0.25	3
	25	1059019	(1000000-1999999 )	Ring, Retaining, Ext, 1.375od	2
	30	1057780	(1000000-1999999 )	Horn, 36vdc, 110dba	1

**Fig. 4 – Front Bumper and Side Door Group**

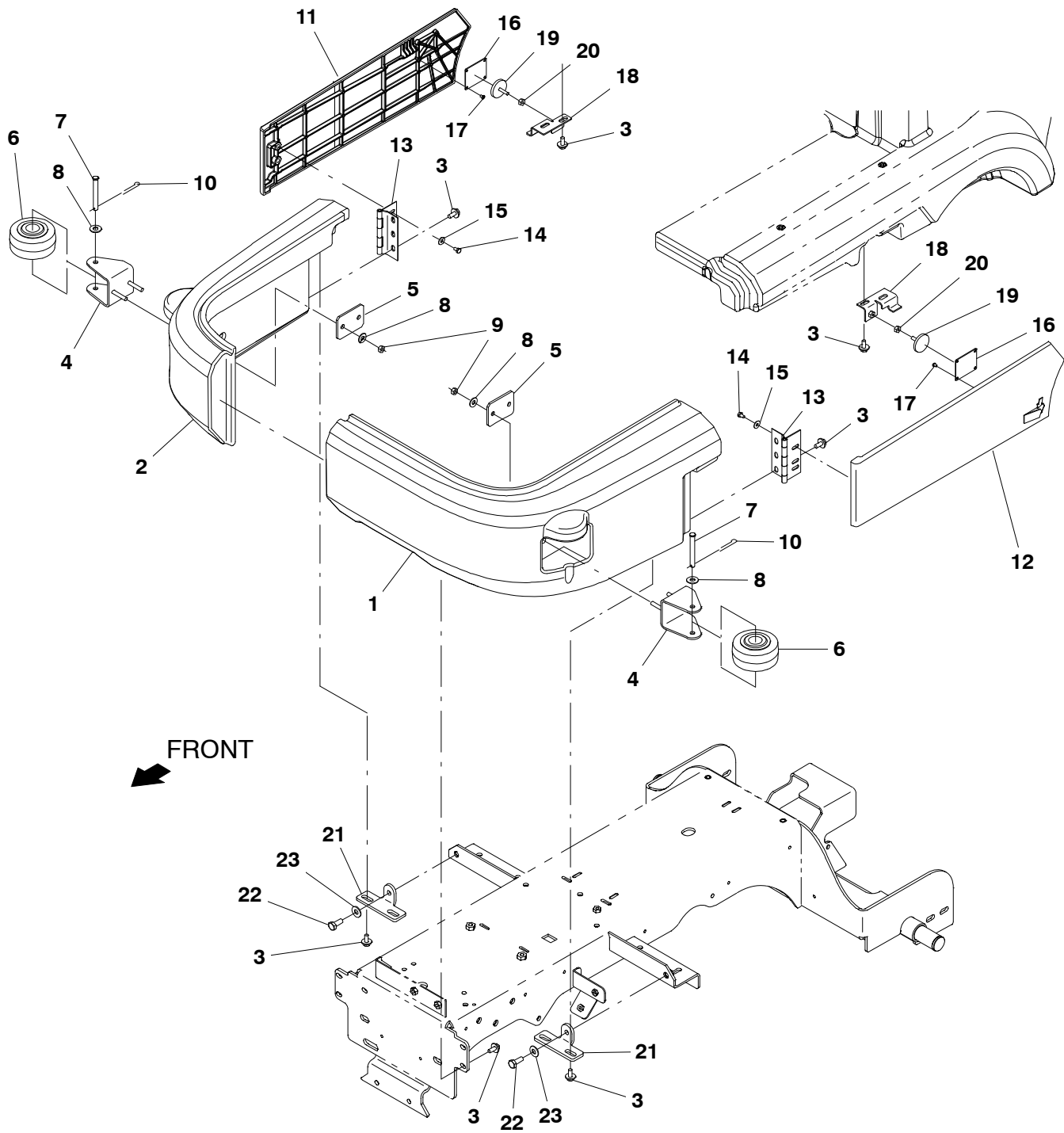


Fig. 4 – Front Bumper and Side Door Group

Ref.	Part No.	Serial Number	Description	Qty.
1	9010924	(10000000–19999999 )	Bumper, Lh, Afmkt [T12]	1
2	9010925	(10000000–19999999 )	Bumper, Rh, Afmkt [T12]	1
3	1020341	(10000000–19999999 )	Screw, Hex, M8 X 1.25 X 20, Ss, Sems	15
4	1200869	(10000000–19999999 )	Channel Wldt, Rlr	2
5	1200870	(10000000–19999999 )	Plate, Backing, Roller	2
6	1054100	(10000000–19999999 )	Wheel, 04.0d 2.56w 0.41b	2
7	57598	(10000000–19999999 )	Pin, Clevis, 0.37d X 3.25l	2
8	01685	(10000000–19999999 )	Washer, Flat, 0.38b 0.88d .08, Ss	6
9	08713	(10000000–19999999 )	Nut, Hex, Lock, M8 X 1.25, NI, Ss	4
10	44906	(10000000–19999999 )	Pin, Cotter, Hair, 0.38d .093 Wir	2
11	1202289	(10000000–19999999 )	Panel, Door, Rh	1
12	1202392	(10000000–19999999 )	Panel, Door, Lh	1
13	1202349	(10000000–19999999 )	Hinge, Brush Door, Bent	2
14	06941	(10000000–19999999 )	Screw, Hex, M6 X 1.00 X 10, 8.8	4
15	01684	(10000000–19999999 )	Washer, Flat, 0.27b 0.69d .05, Ss	4
16	1202941	(10000000–19999999 )	Plate, Latch	2
17	1203025	(10000000–19999999 )	Screw, Pan, Phl, 08–16 X 0.25, F/Plstc	8
18	1200984	(10000000–19999999 )	Bracket Wldt, Latch, Lh	2
19	1202779	(10000000–19999999 )	Magnet, Latch, Brush Door	2
20	32520	(10000000–19999999 )	Nut, Hex, Jam, .25–20	2
21	1200460	(10000000–19999999 )	Bracket, Bumper, Right	2
22	09028	(10000000–19999999 )	Screw, Hex, M10 X 1.50 X 25, Ss	2
23	01686	(10000000–19999999 )	Washer, Flat, 0.44b 1.00d .08, Ss	2

Fig. 5 - Seat Support Group

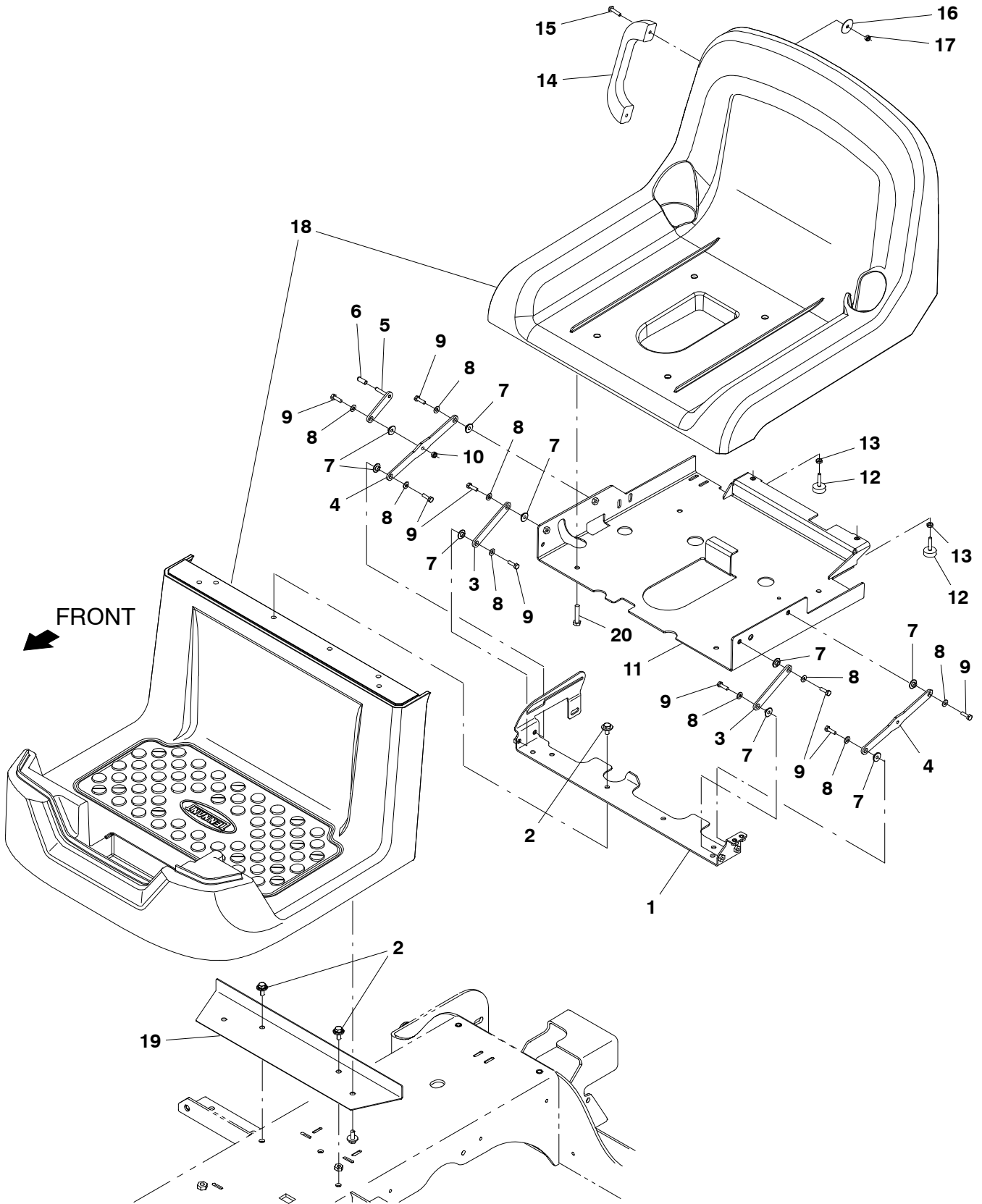


Fig. 5 – Seat Support Group

Ref.	Part No.	Serial Number	Description	Qty.
1	9011057	(10000000–19999999 )	Plate Wldt, Mtg, W/Label, Aftmkt, Na	1
1	9011058	(10000000–19999999 )	Plate Wldt, Mtg, W/Label, Aftmkt, JP	1
2	1020341	(10000000–19999999 )	Screw, Hex, M8 X 1.25 X 20, Ss, Sems	10
3	1200827	(10000000–19999999 )	Link, Oprtr Station	2
4	1200828	(10000000–19999999 )	Link, Oprtr Station	2
5	1201103	(10000000–19999999 )	Link Wldt, Oprtr Station	1
6	1202957	(10000000–19999999 )	Grip, Handle, .25d .90l Yel	1
7	1202156	(10000000–19999999 )	Sleeve, Flange	9
8	19066	(10000000–19999999 )	Washer, Flat, 0.25b 0.56d .05, Pl, 10	10
9	08716	(10000000–19999999 )	Screw, Hex, M6 X 1.00 X 20, Ss	9
10	08708	(10000000–19999999 )	Nut, Hex, Lock, M6 X 1.00, NI	1
11	1200210	(10000000–19999999 )	Channel Wldt, Seat	1
12	20802	(10000000–19999999 )	Bumper, Rbr, 1.0d 0.38th .25–20	2
13	32520	(10000000–19999999 )	Nut, Hex, Jam, .25–20	2
14	381962	(10000000–19999999 )	Handle, Container	1
15	382726	(10000000–19999999 )	Screw, Pan, Phl, M6 X 1.00 X 25, 4.8	2
16	41178	(10000000–19999999 )	Washer, Flat, 0.25, Fendr	2
17	08712	(10000000–19999999 )	Nut, Hex, Lock, M6 X 1.00, NI, Ss	2
18	9009632	(10000000–19999999 )	Part Kit, Station, Oprtn, Plstc [2Pc=1Kit]	1
19	1200612	(10000000–19999999 )	Angle, Support	1
20	09026	(10000000–19999999 )	Screw, Hex, M8 X 1.25 X 40, Ss	4

**Fig. 6 – Seat Group, Standard**

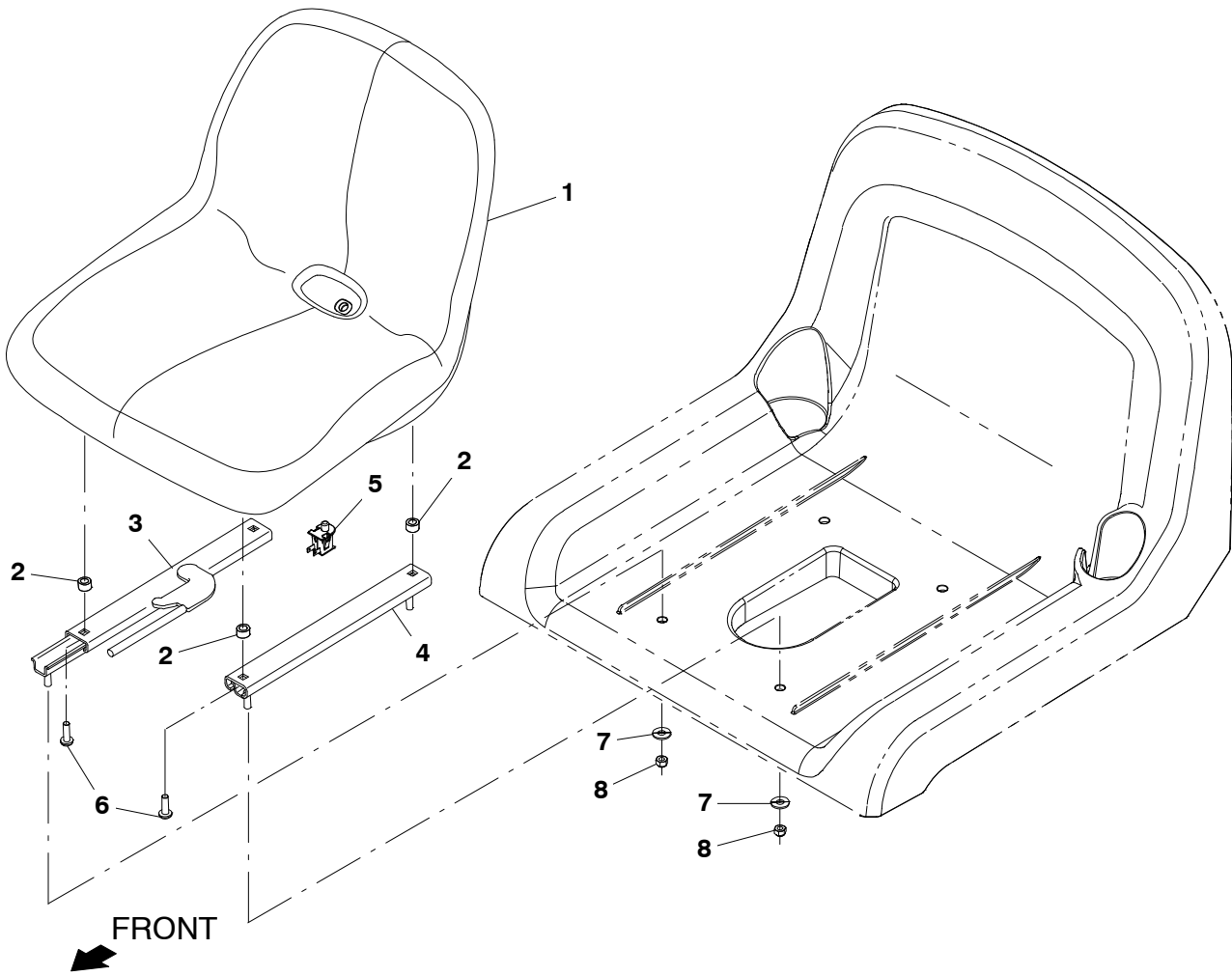


Fig. 6 – Seat Group, Standard

Ref.	Part No.	Serial Number	Description	Qty.
1	1201894	(10000000–19999999 )	Seat, Std [Milsco]	1
2	1051052	(10000000–19999999 )	Spacer, Rnd, .38b .88d .38l	4
3	360370	(10000000–19999999 )	Track, Slide, Seat Adj, 12.5l, W/Latch	1
4	360369	(10000000–19999999 )	Track, Slide, Seat Adj, 12.5l	1
5	1048955	(10000000–19999999 )	Switch, Seat, No [Delta 6440–04]	1
6	1035038	(10000000–19999999 )	Screw, Hex, .31–18 X 1.38, Ss, NI	4
7	01685	(10000000–19999999 )	Washer, Flat, 0.38b 0.88d .08, Ss	4
8	41437	(10000000–19999999 )	Nut, Hex, Lock, .31–18, NI, Ss	4

Fig. 7 - Seat Kit, Deluxe

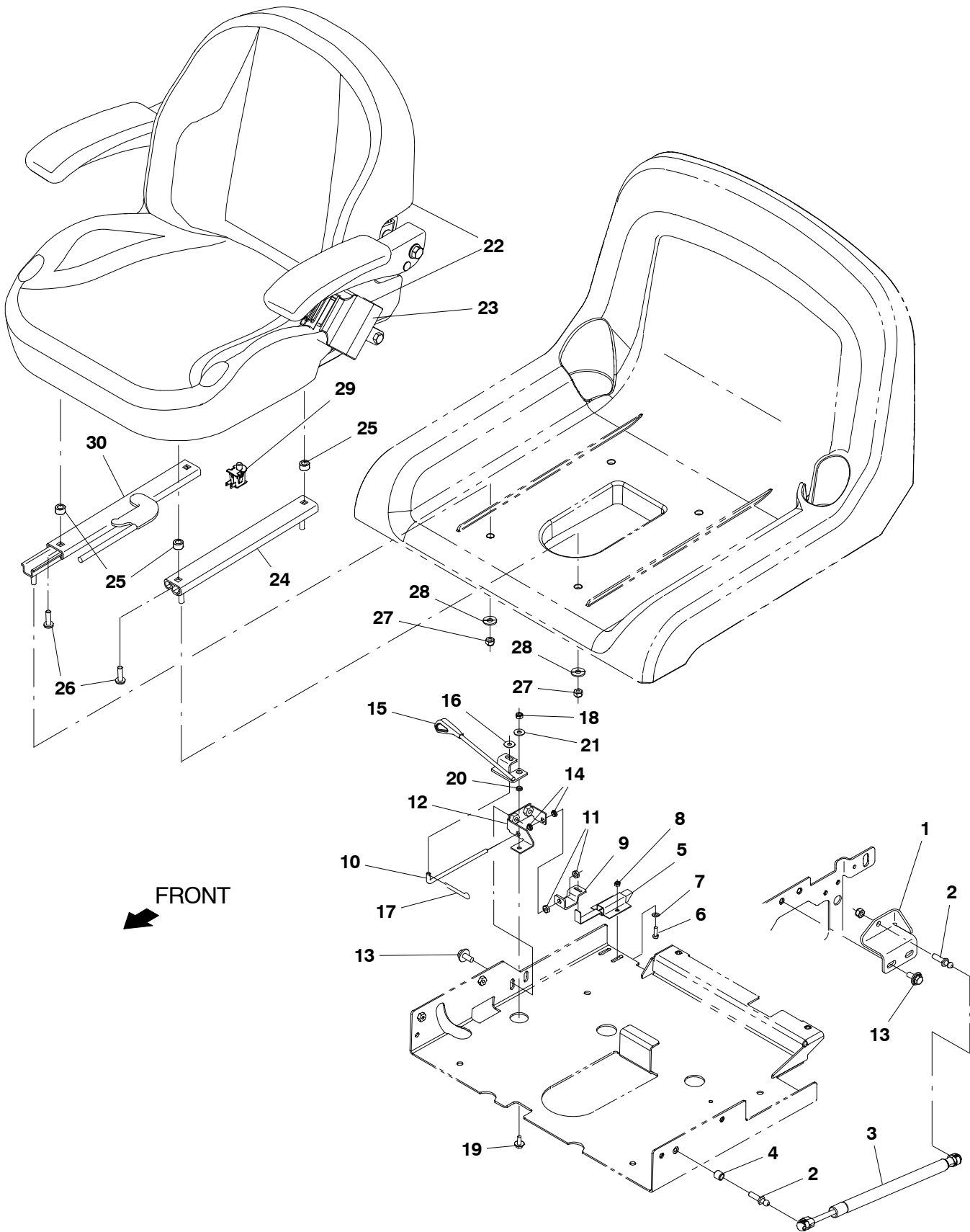


Fig. 7 – Seat Kit, Deluxe

Ref.	Part No.	Serial Number	Description	Qty.
▽	9009836	(10000000–19999999 )	Seat Kit, Deluxe, Ci [T12]	1
▲	1 1202800	(10000000–19999999 )	Bracket, Mtg, Ball Stud	1
▲	2 1012878	(10000000–19999999 )	Stud, Ball, .39d .31–18	2
▲	3 14464	(10000000–19999999 )	Gas spring, 35lb, 8.0strk	1
▲	4 222460	(10000000–19999999 )	Sleeve, P/M, 0.32b 0.50d 0.5l [430ss]	1
▲	5 1025736	(10000000–19999999 )	Latch	1
▲	6 24199	(10000000–19999999 )	Screw, Hex, M5 X 0.80 X 16, Ss	2
▲	7 140011	(10000000–19999999 )	Washer, Flat, 0.21b 0.45d .03, Ss	2
▲	8 09739	(10000000–19999999 )	Nut, Hex, Lock, M5 X 0.80, NI, Ss	2
▲	9 1200999	(10000000–19999999 )	Angle, Latch	1
▲	10 1203958	(10000000–19999999 )	Handle, Latch	1
▲	11 32520	(10000000–19999999 )	Nut, Hex, Jam, .25–20	2
▲	12 1203946	(10000000–19999999 )	Bracket Wldt, Latch	1
▲	13 1020341	(10000000–19999999 )	Screw, Hex, M8 X 1.25 X 20, Ss, Sems	4
▲	14 80921	(10000000–19999999 )	Bushing, Snap–In, 0.25b 0.31d 0.08th Nyl	2
▲	15 1205295	(10000000–19999999 )	Handle Assy, Latch, Seat	1
▲	16 01684	(10000000–19999999 )	Washer, Flat, 0.27b 0.69d .05, Ss	2
▲	17 08085	(10000000–19999999 )	Pin, Cotter, Hair, 0.31d .058 Wir	1
▲	18 08712	(10000000–19999999 )	Nut, Hex, Lock, M6 X 1.00, NI, Ss	1
▲	19 1034731	(10000000–19999999 )	Screw, Hex, M6 X 1.00 X 16, Ss, Sems	1
▲	20 1205764	(10000000–19999999 )	Sleeve, P/M, 0.25b 0.38d 0.1l [430ss]	1
▲	21 29570	(10000000–19999999 )	Washer, Flat, 0.28b 1.00d .06, Stl	1
▲▽	22 1201428	(10000000–19999999 )	Seat, Dlx, W/ Armrests & Seatbelt	1
▲▲	23 1248442	(10000000–19999999 )	Seatbelt, Orange, Retractable, Afrmkt	1
▲	24 360369	(10000000–19999999 )	Track, Slide, Seat Adj, 12.5l	1
▲	25 1051052	(10000000–19999999 )	Spacer, Rnd, .38b .88d .38l	4
▲	26 1035038	(10000000–19999999 )	Screw, Hex, .31–18 X 1.38, Ss, NI	4
▲	27 41437	(10000000–19999999 )	Nut, Hex, Lock, .31–18, NI, Ss	4
▲	28 01685	(10000000–19999999 )	Washer, Flat, 0.38b 0.88d .08, Ss	4
▲	29 1048955	(10000000–19999999 )	Switch, Seat, No [Delta 6440–04]	4
▲	30 360370	(10000000–19999999 )	Track, Slide, Seat Adj, 12.5l, W/Latch	1

**Fig. 8 – Steering and Instrument Panel Group, T12**

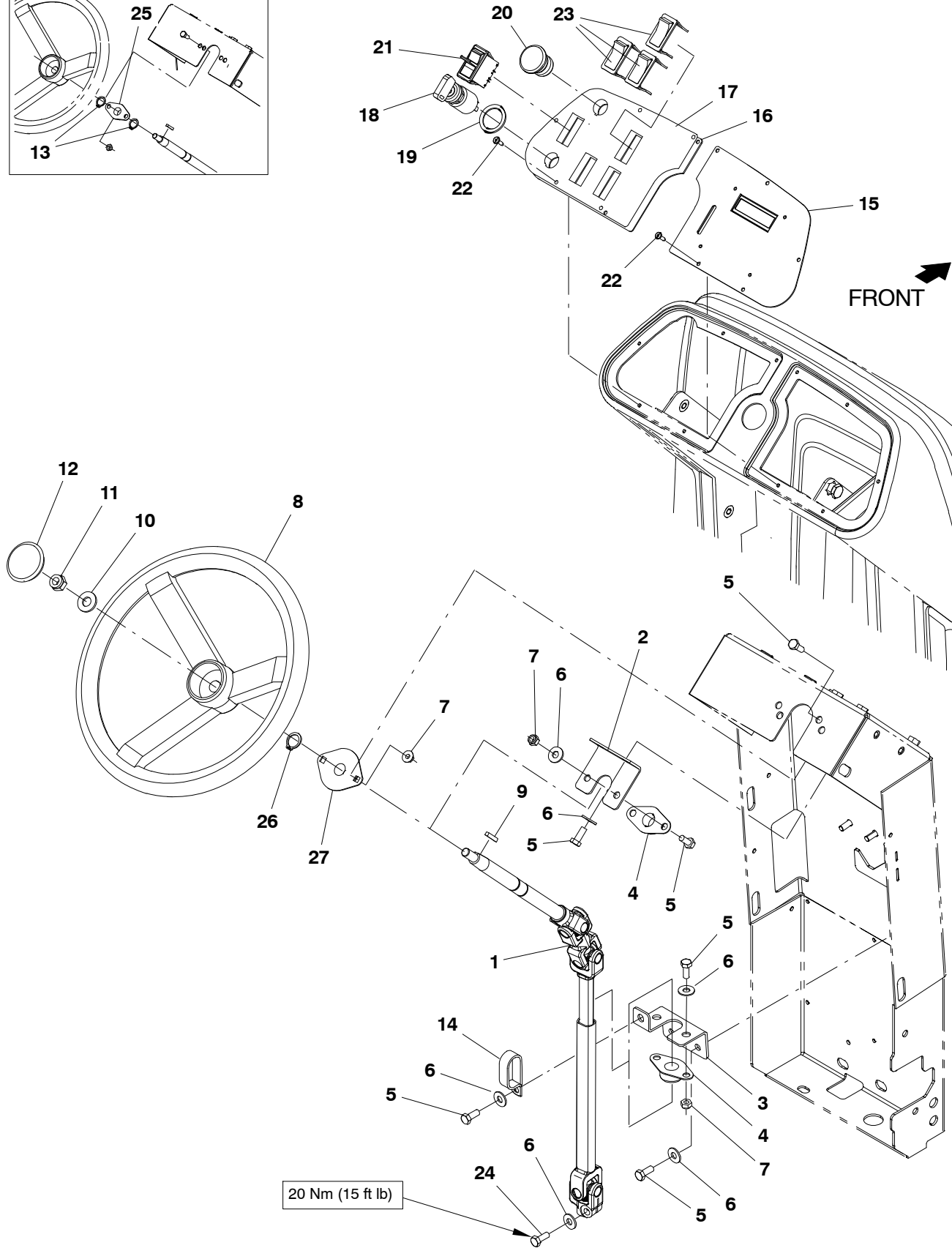
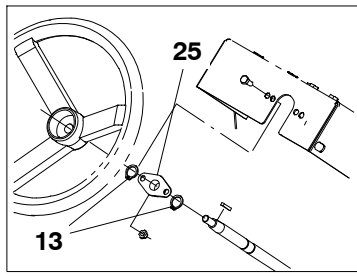


Fig. 8 - Steering and Instrument Panel Group, T12

Ref.	Part No.	Serial Number	Description	Qty.	
1	1202600	(10000000- 19999999 )	Shaft Assy, Steering, Basic	1	
2	1201253	(10000000- 19999999 )	Bracket, Mtg, Brg	1	
3	1205753	(10000000- 19999999 )	Bracket Wldt, Sppt, Brg	1	
4	223065	(10000000- 19999999 )	Bearing, Flng, 2hole, 0.75b [Nyl]	2	
5	16931	(10000000- 19999999 )	Screw, Hex, M8 X 1.25 X 20, 8.8	5	
6	32491	(10000000- 19999999 )	Washer, Flat, 0.31, Std	8	
7	08709	(10000000- 19999999 )	Nut, Hex, Lock, M8 X 1.25, NI	6	
8	1036490	(10000000- 19999999 )	Wheel, Steering, 14.0d, Taper Bore	1	
9	00912	(10000000- 19999999 )	Key, Sq, 0.19 X 0.19, 1.00l	1	
10	08711	(10000000- 19999999 )	Nut, Hex, Lock, M12 X 1.75, NI	1	
11	32493	(10000000- 19999999 )	Washer, Flat, 0.50, Std	1	
12	1038966	(10000000- 19999999 )	Cap, Wheel, Steering	1	
13	26428	(10000000- 10638330 )	Ring, Retaining, Ext, 0.75d, Hd	2	
14	09570	(10000000- 19999999 )	Clamp, Cable, Stl, 0.9x1.8x0.62w, 1hole	1	
15	9013277	(10000000- 19999999 )	Panel kit, Cntrl, Replmt [T12]	1	
16	1201180	(10000000- 10962735 )	Panel, Console, Lh	1	
16	1238865	(10962736- 19999999 )	Panel, Console, Lh	1	
17	1204177	(10000000- 10962735 )	Label, Opertnl, Console, Lh	1	
17	1238872	(10962736- 19999999 )	Label, Opertnl, Console, Lh	1	
▽	18	361076	(10000000- 19999999 )	Switch, Ignition [Merit Gmbh]	1
▲	361144	(10000000- 19999999 )	Key, ignition, Sgl	1	
19	82226	(10000000- 19999999 )	Washer, Flat, 0.91b 1.38d .06, Stl, Pl	1	
20	1011735	(10000000- 19999999 )	Switch, Safety, Shutoff	1	
21	1058679	(10000000- 19999999 )	Switch, Rocker, Dpdt, On / None / On	1	
22	140825	(10000000- 19999999 )	Screw, Pan, Phl, 06 X 0.50, Fmg/Ab, Blk	10	
23	398501	(10000000- 19999999 )	Plug, Hole, Rt, Rocker Switch, .87 X 1.7	3	
24	39277	(10000000- 19999999 )	Screw, Hex, M8 X 1.25 X 25, 8.8	1	
25	223065	(10000000- 10638330 )	Bearing, Flng, 2hole, 0.75b [Nyl]	1	
26	26428	(10638331- 19999999 )	Ring, Retaining, Ext, 0.75D, Hd	1	
27	1057554	(10638331- 19999999 )	Bearing, Flng, 2hole, 0.75b	1	

**Fig. 9 – Steering and Instrument Panel Group, T12XP**

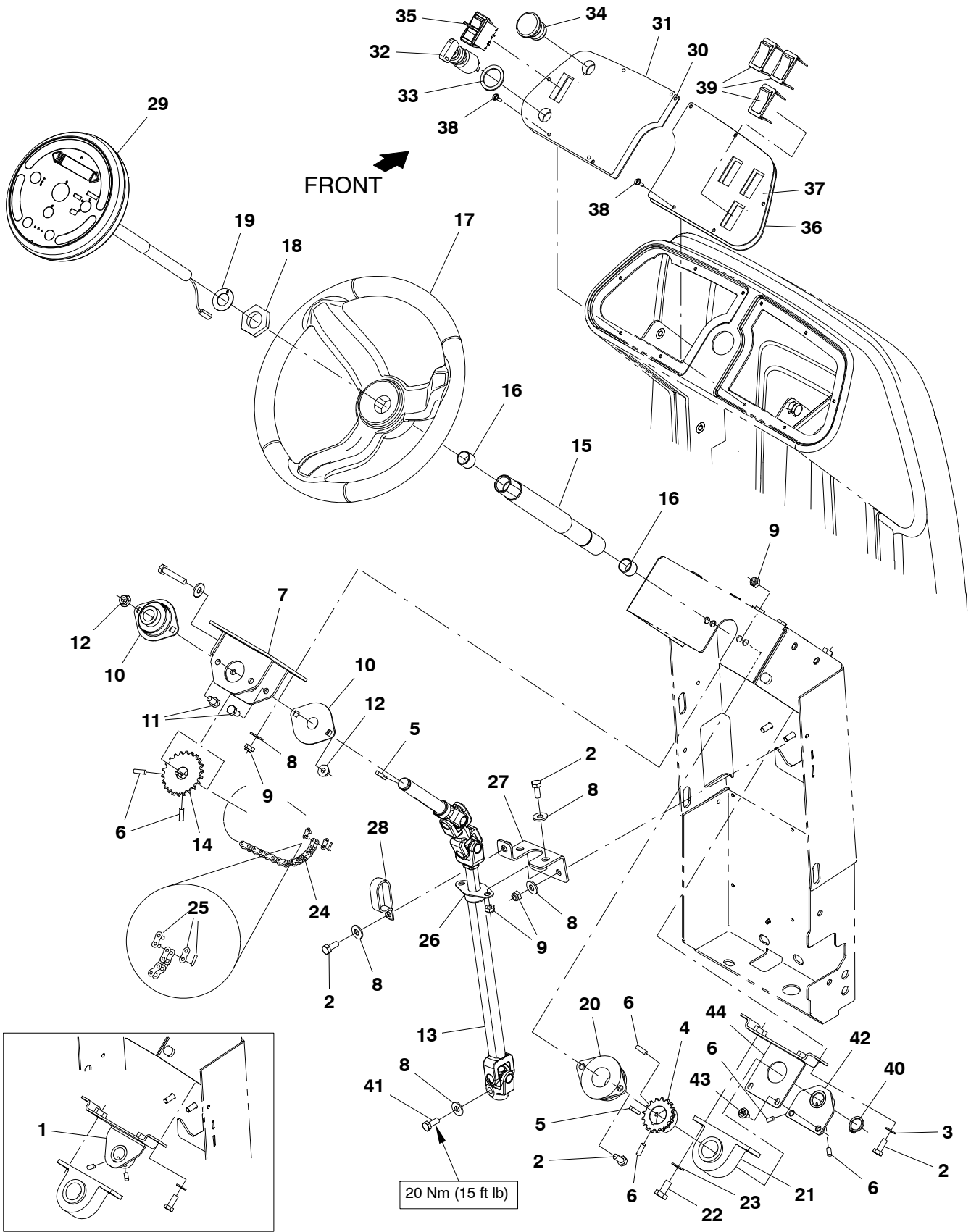


Fig. 9 - Steering and Instrument Panel Group, T12XP

Ref.	Part No.	Serial Number	Description	Qty.	
1	1200263	(10000000- 10713299 )	Bracket Wldt, Brg	1	
2	16931	(10000000- 19999999 )	Screw, Hex, M8 X 1.25 X 20, 8.8	7	
3	32490	(10000000- 19999999 )	Washer, Flat, 0.25, Std	2	
4	9010942	(10000000- 19999999 )	Sprocket Kit, 1.12b, Afmkt [T12]	1	
5	00912	(10000000- 19999999 )	Key, Sq, 0.19 X 0.19, 1.00l	2	
6	09162	(10000000- 19999999 )	Screw, Set, M6 X 1.00 X 8, NI	6	
7	1057572	(10000000- 19999999 )	Plate Wldt, Sppt, Brg	1	
8	32491	(10000000- 19999999 )	Washer, Flat, 0.31, Std	10	
9	08709	(10000000- 19999999 )	Nut, Hex, Lock, M8 X 1.25, NI	10	
10	1057554	(10000000- 19999999 )	Bearing, Flng, 2hole, 0.75b	2	
11	16735	(10000000- 19999999 )	Screw, Hex, M8 X 1.25 X 16, 8.8	4	
12	07791	(10000000- 19999999 )	Nut, Hex, Flng, M8 X 1.25	4	
13	1202601	(10000000- 19999999 )	Shaft Assy, Steering [T12]	1	
14	9010943	(10000000- 19999999 )	Sprocket Kit, 0.75b, Afmkt [T12]	1	
15	1201150	(10000000- 10713299 )	Tube, Column, Steering	1	
15	1221846	(10713300- 19999999 )	Tube, Column, Steering	1	
16	1057785	(10000000- 19999999 )	Bearing, Journal, 0.75b 0.88d 0.75l	2	
17	1056412	(10000000- 19999999 )	Wheel, Steering, 14.4d	1	
18	1059073	(10000000- 19999999 )	Nut, Hex, Jam, 1.12- 12	1	
19	04846	(10000000- 19999999 )	Washer, Thrust, 0.79b 1.42d 0.06[Garlok]	1	
20	1057043	(10000000- 19999999 )	Bearing, Flng, 2hole, 1.25b	1	
21	1054654	(10000000- 19999999 )	Bearing, Pillowblock, 1.12b	1	
22	06961	(10000000- 19999999 )	Screw, Hex, M10 X 1.5	2	
23	32485	(10000000- 19999999 )	Washer, Flat, 0.38, Sae	2	
24	1053977	(10000000- 19999999 )	Chain, Rlr, 35 X 35 Pitches	1	
25	14799	(10000000- 19999999 )	Link, Chain, Rlr, 35	1	
26	223065	(10000000- 19999999 )	Bearing, Flng, 2hole, 0.75b [Nyl]	1	
27	1205753	(10000000- 19999999 )	Bracket Wldt, Sppt, Brg	1	
28	09570	(10000000- 19999999 )	Clamp, Cable, Stl, 0.9x1.8x0.62w, 1hole	1	
29	9013157	(10000000- 10713299 )	Panel Assy, Steering Poc, Ci [T12]	1	
29	9010934	(10713300- 19999999 )	Panel, Pod, W/Instr Afmkt [T12]	1	
30	1201534	(10000000- 10962735 )	Panel, Console, Lh	1	
30	1238864	(10962736- 19999999 )	Panel, Console, Lh	1	
31	1204170	(10000000- 10962735 )	Label, Opertnl, Console, Lh	1	
31	12338867	(10962736- 19999999 )	Label, Opertnl, Console, Lh	1	
▽	32	361076	(10000000- 19999999 )	Switch, Ignition [Merit Gmbh]	1
▲	32	361144	(10000000- 19999999 )	Key, ignition, Sgl	1
33	82226	(10000000- 19999999 )	Washer, Flat, 0.91b 1.38d .06, Stl, Pl	1	
34	1011735	(10000000- 19999999 )	Switch, Safety, Shutoff	1	
35	1058679	(10000000- 19999999 )	Switch, Rocker, Dpdt, On / None / On	1	
36	1201535	(10000000- 19999999 )	Panel, Console, Rh	1	
37	1204176	(10000000- 19999999 )	Label, Opertnl, Console, Rh	1	
38	140825	(10000000- 19999999 )	Screw, Pan, Phl, 06 X 0.50, Fmg/Ab, Blk	10	
39	398501	(10000000- 19999999 )	Plug, Hole, Rt, Rocker Switch, .87 X 1.7	3	
40	70651	(10000000- 19999999 )	Ring, Retaining, Ext, 1.12d	1	
41	39277	(10000000- 19999999 )	Screw, Hex, M8 X 1.25 X 25, 8.8	1	
42	1208625	(10713300- 19999999 )	Plate Wldt, Brg	1	
43	1034731	(10713300- 19999999 )	Screw, Hex, M6 X 1.00 X 16, Sems, Ss	2	
44	1208622	(10713300- 19999999 )	Bracket Wldt, Brg	1	

## Fig. 10 – Front Cover and Directional Pedal Group

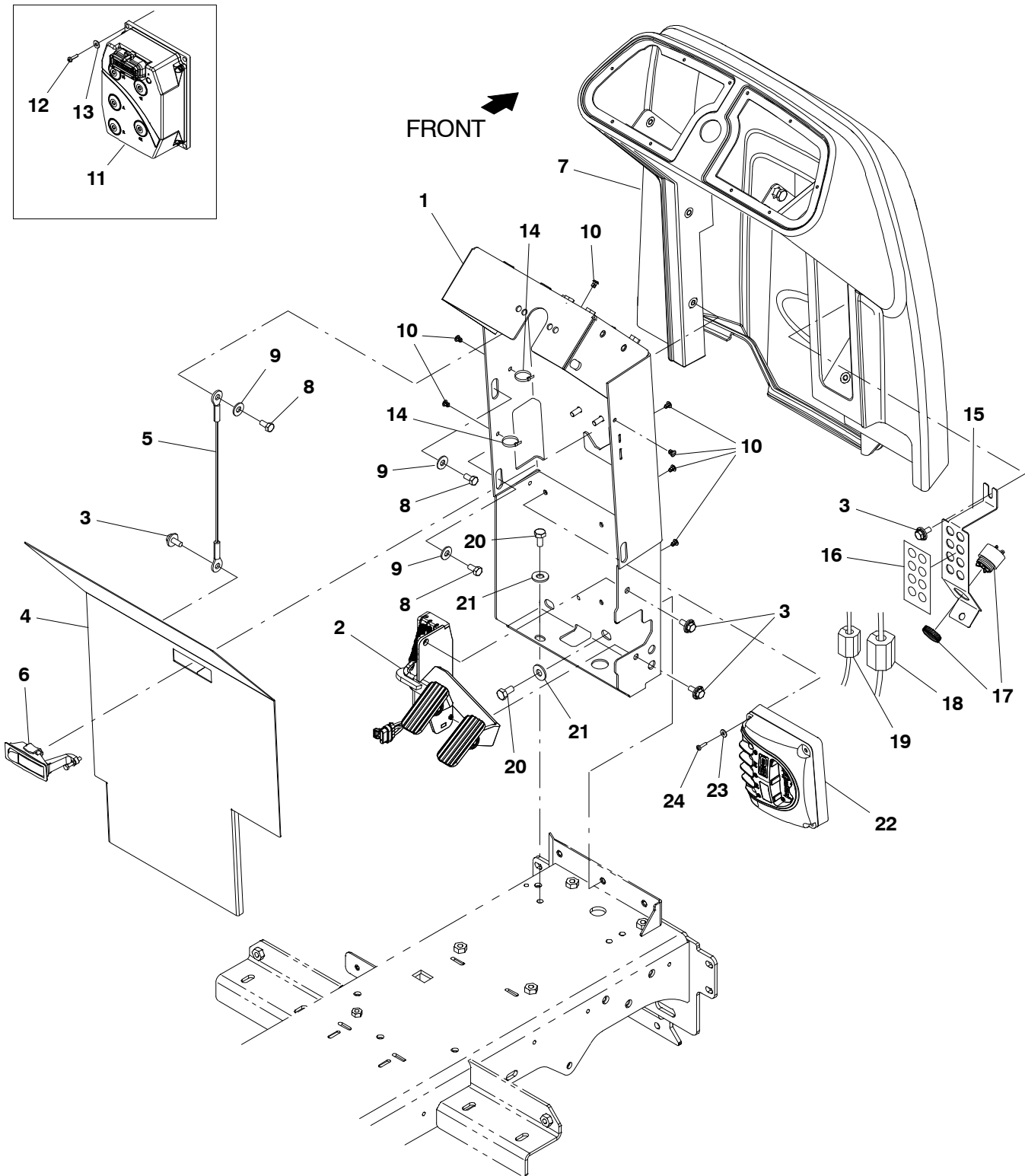


Fig. 10 – Front Cover and Directional Pedal Group

Ref.	Part No.	Serial Number	Description	Qty.
1	1200146	(10000000–10863997 )	Channel Wldt, Steering, Pntd	1
1	1218569	(10863998–19999999 )	Channel Wldt, Steering, Pntd	1
2	1200253	(10000000–19999999 )	Pedal Assy, Accelerator, Brake (See Breakdowns)	1
3	1020341	(10000000–19999999 )	Screw, Hex, M8 X 1.25 X 20, Ss, Sems	5
4	9010930	(10000000–19999999 )	Panel, Access, Front, Afmkt [T12]	1
4	9011168	(10000000–19999999 )	Panel, Access, Front, Afmkt [Jp]	1
5	19676	(10000000–19999999 )	Cable, Glv .09d 013.0l .38eye /.38eye	1
6	398806	(10000000–19999999 )	Latch	1
7	9010928	(10000000–19999999 )	Shroud, Front, Afmkt [T12]	1
8	15675	(10000000–19999999 )	Screw, Hex, M8 X 1.25 X 16, Ss	5
9	32491	(10000000–19999999 )	Washer, Flat, 0.31, Std	5
10	1202868	(10000000–19999999 )	Clip, Tie, 0.25d, Plstc	7
11	1202308	(10000000–10863997 )	Controller, 36vdc, 200a [Ac Propel]	1
12	24265	(10000000–10863997 )	Screw, Pan, Phl, M4 X 0.70 X 16, Ss	4
13	01683	(10000000–10863997 )	Washer, Flat, 10, Ss	4
14	130773	(10000000–19999999 )	Tie, Cable, Nyl, 11.0l, .14w, 3.0 Max. D	7
15	1201212	(10000000–19999999 )	Bracket, Ele, Cb [T12]	1
16	1201864	(10000000–19999999 )	Label, Circuitbreaker	1
17	1052726	(10000000–19999999 )	Alarm, 9–48vdc, 95 Db(A) [Ec–H20]	1
18	1052120	(10000000–19999999 )	Inductor, 25Mmid [218 Imp At 25Mhz] (Australia Only)	1
19	1052123	(10000000–19999999 )	Inductor, 18Mmid [156 Imp At 25Mhz] (Australia Only)	1
20	39283	(10000000–19999999 )	Screw, Hex, M10x 1.50 x 25, 8.8	4
21	32492	(10000000–19999999 )	Washer, Flat, 0.38, Std	4
22	1218104	(10863998–19999999 )	Controller, Drive [T12]	1
23	19066	(10863998–19999999 )	Washer, Flat, 0.25B 0.56D, .05, Pl, 10	4
24	06939	(10863998–19999999 )	Screw, Pan, Phl, M5X0.80 X 45, 4.8	4

**Fig. 11 – Scrub Head Lift Group**

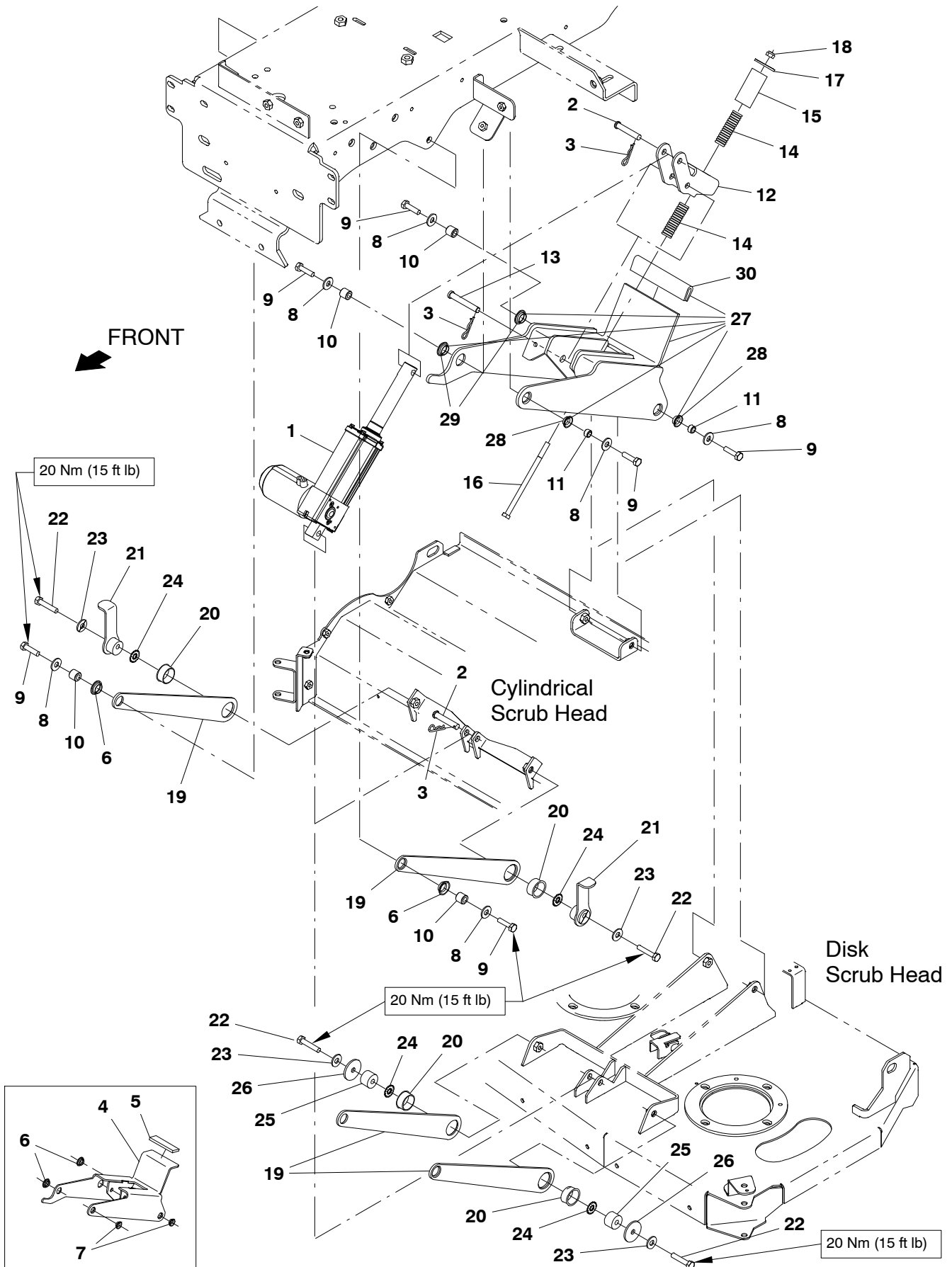


Fig. 11 – Scrub Head Lift Group

Ref.	Part No.	Serial Number	Description	Qty.	
1	1200774	(10000000–19999999 )	Actuator, 36vdc, 3.9strk, 450lb	1	
2	29584	(10000000–19999999 )	Pin, Clevis, 0.37d X 2.00l	2	
3	44906	(10000000–19999999 )	Pin, Cotter, Hair, 0.38d .093 Wir	3	
4	1200735	(10000000–10728113 )	Arm Wldt, Pivot (Replced by 9013613)	1	
5	1200440	(10000000–10728113 )	Pad, Stop, Rbr (Replced by 9013613)	1	
6	04843	(10000000–10728113 )	Bushing, FIng, 0.63b 0.72d 0.25l	4	
7	1054662	(10000000–10728113 )	Bushing, FIng, 0.50b 0.59d 0.25l	2	
8	01685	(10000000–19999999 )	Washer, Flat, 0.38b 0.88d .08, Ss	6	
9	09011	(10000000–19999999 )	Screw, Hex, M8 X 1.25 X 30, Ss	6	
10	80409	(10000000–19999999 )	Sleeve, P/M, 0.34b 0.63d 0.6l, Bnz	4	
11	222516	(10000000–19999999 )	Sleeve, P/M, 0.32b 0.50d 0.3l [430ss]	2	
12	1200764	(10000000–19999999 )	Bracket, Pivot, Spring	1	
13	365180	(10000000–19999999 )	Pin, Clevis, 0.38d X 2.50l	1	
14	1203336	(10000000–19999999 )	Spring, Cmpr, .73od 2.5l	2	
15	1204185	(10000000–19999999 )	Tube, Bumper	1	
16	1201996	(10000000–19999999 )	Screw, Hex, M8 X 1.25 X 140, Ss	1	
17	379829	(10000000–19999999 )	Washer, Flat, 0.34b 1.50d .12, Stl, Pl	1	
18	08713	(10000000–19999999 )	Nut, Hex, Lock, M8 X 1.25, NI, Ss	1	
19	1201033	(10000000–19999999 )	Link, Head Scb	2	
20	367313	(10000000–19999999 )	Bushing, FIng, 1.00b 1.13d 0.50l	2	
21	1201080	(10000000–19999999 )	Pivot Wldt	2	
22	09026	(10000000–19999999 )	Screw, Hex, M8 X 1.25 X 40, Ss	2	
23	01685	(10000000–19999999 )	Washer, Flat, 0.38b 0.88d .08, Ss	2	
24	41141	(10000000–19999999 )	Washer, Lock, Int–Ext, 0.31	2	
25	1201354	(10000000–19999999 )	Pivot, Lift	2	
26	379829	(10000000–19999999 )	Washer, Flat, 0.34b 1.50d .12, Stl, Pl	2	
▽	27	9013613	(10728114–19999999 )	Arm Kit, Lift, Scb [T12]	1
▲	28	1054662	(10728114–19999999 )	Bushing, FIng, 0.50B 0.59D 0.25L	2
▲	29	04843	(10728114–19999999 )	Bushing, FIng, 0.63B 0.72D 0.25L	2
▲	30	1020168	(10728114–19999999 )	Molding, Afmkt, Trim , Pvc, .08 .11, 01Ft	1

**Fig. 12 – Scrub Head and Drive Motor Group, Disk**

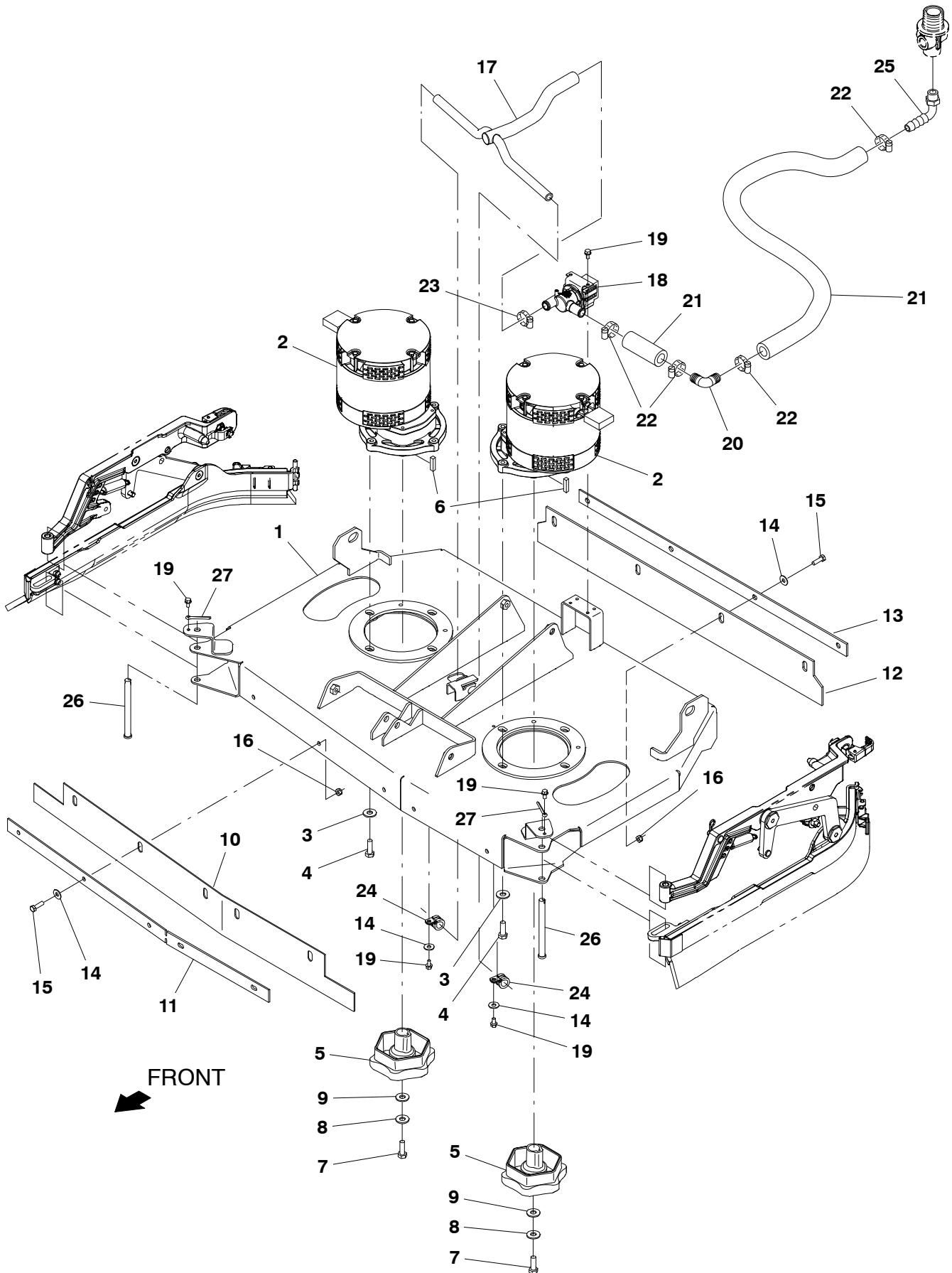


Fig. 12 – Scrub Head and Drive Motor Group, Disk

Ref.	Part No.	Serial Number	Description	Qty.
	1	1202430	(10000000–19999999 ) Head Wldt, Scrbr, Disc	1
▽	2	1200168	(10000000–19999999 ) Motor, Ele, 36vdc 0315rpm	2
▲		9009577	(10000000–19999999 ) Brush Kit, Motor	2
	3	01685	(10000000–19999999 ) Washer, Flat, 0.38b 0.88d .08, Ss	8
	4	09011	(10000000–19999999 ) Screw, Hex, M8 X 1.25 X 30, Ss	8
	5	377364	(10000000–19999999 ) Hub, Drive, Brush, Disk, 0.75b [6t]	2
	6	00928	(10000000–19999999 ) Key, Sq, 0.25 X 0.25, 1.00l	2
	7	09010	(10000000–19999999 ) Screw, Hex, M8 X 1.25 X 25, Ss	2
	8	01685	(10000000–19999999 ) Washer, Flat, 0.38b 0.88d .08, Ss	2
	9	41186	(10000000–19999999 ) Washer, Flat, Belleville, .31	2
	10	1201053	(10000000–19999999 ) Skirt, Rbr, Front, Disc	1
	11	1201190	(10000000–19999999 ) Strip, Retainer, Front	1
	12	1201127	(10000000–19999999 ) Skirt, Rbr, Rear, Disc	1
	13	1201185	(10000000–19999999 ) Strip, Skirt, Rear, Disc	1
	14	01684	(10000000–19999999 ) Washer, Flat, 0.27b 0.69d .05, Ss	11
	15	09007	(10000000–19999999 ) Screw, Hex, M6 X 1.00 X 25, Ss	9
	16	08708	(10000000–19999999 ) Nut, Hex, Lock, M6 X 1.00, NI	9
	17	1201215	(10000000–19999999 ) Tube, Distribution, Disc	1
	18	1075240	(10000000–19999999 ) Valve, Water, Solenoid, 36vdc Bm12/Bm12	1
	19	223198	(10000000–19999999 ) Screw, Hex, M5 X 0.80 X 10, Fmg	6
	20	391365	(10000000–19999999 ) Fitting, Plstc, E90, Bm10/Bm10	1
	21	1015026	(10000000–19999999 ) Hose, Afmkt, Pvc, Brd, 0.62id, 03ft, Clr	1
	22	63810	(10000000–19999999 ) Clamp, Hose, Wormdrive, 0.56–1.06d, .56w	4
	23	54333	(10000000–19999999 ) Clamp, Hose, Wormdrive, 0.31–0.88d, .31w	1
	24	1016354	(10000000–19999999 ) Clamp, Cable, Ss, 0.50d X 0.50w [Insul]	2
	25	630371	(10000000–19999999 ) Fitting, Plstc, E90, Bm10/Pm08	1
	26	1205975	(10000000–19999999 ) Pin, Clevis, 0.37d X 5.00l	2
	27	08236	(10000000–19999999 ) Pin, Cotter, .156 X 1.25	2

Fig. 13 – Scrub Head Frame Group, Cylindrical

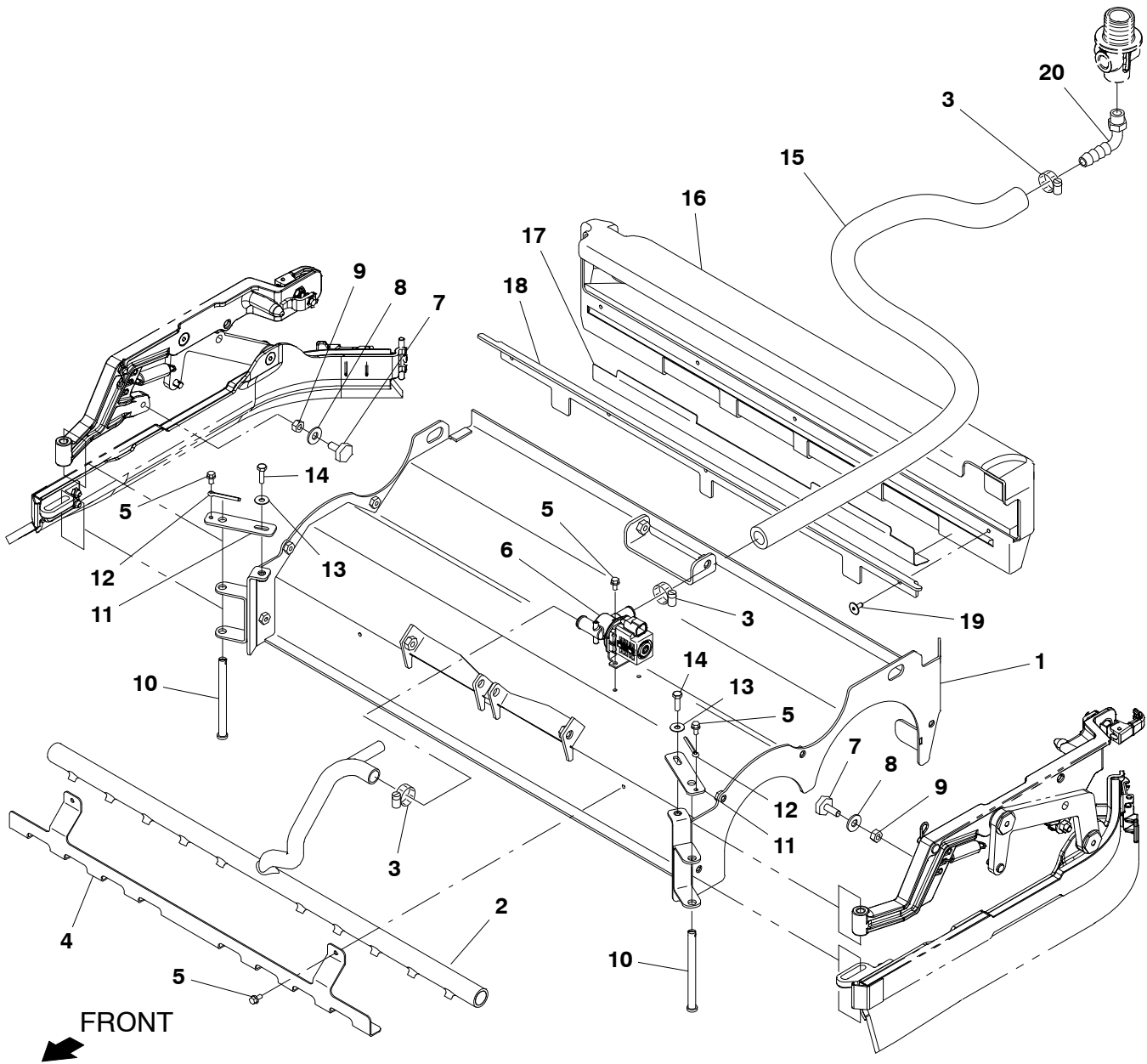


Fig. 13 – Scrub Head Frame Group, Cylindrical

Ref.	Part No.	Serial Number	Description	Qty.	
1	1200292	(10000000-19999999 )	Head Wldt, Scb, Cyl	1	
2	1200012	(10000000-19999999 )	Tube, Distribution, T12	1	
3	63810	(10000000-19999999 )	Clamp, Hose, Wormdrive, 0.56-1.06d, .56w	3	
4	1201447	(10000000-19999999 )	Bracket, Scrbr, Watertube	1	
5	223198	(10000000-19999999 )	Screw, Hex, M5 X 0.80 X 10, Fmg	6	
6	1075240	(10000000-19999999 )	Valve, Water, Solenoid, 36vdc Bm12/Bm12	1	
7	1204335	(10000000-19999999 )	Bumper, Rbr, 1.0 Hex	2	
8	01685	(10000000-19999999 )	Washer, Flat, 0.38b 0.88d .08, Ss	2	
9	07786	(10000000-19999999 )	Nut, Hex, Std, M8 X 1	2	
10	1205975	(10000000-19999999 )	Pin, Clevis, 0.37d X 5.00l	2	
11	1202301	(10000000-19999999 )	Bracket, Retainer, Pin	2	
12	08236	(10000000-19999999 )	Pin, Cotter, .156 X 1.25	2	
13	01684	(10000000-19999999 )	Washer, Flat, 0.27b 0.69d .05, Ss	2	
14	08716	(10000000-19999999 )	Screw, Hex, M6 X 1.00 X 20, Ss	2	
15	1015026	(10000000-19999999 )	Hose, Afmkt, Pvc, Brd, 0.62id, 03ft, Clr	1	
▽	16	9010927	(10000000-19999999 )	Debris Tray, Cyl, Afmkt [T12]	1
▲	17	1201574	(10000000-19999999 )	Angle, Stl, Perforated .03 1.4 1.4 22l	1
▲	18	1201126	(10000000-19999999 )	Lip, Tray, Debris	1
▲	19	32548	(10000000-19999999 )	Rivet, Blind, .188d X 0.45 X .62d, Alm	5
	20	630371	(10000000-19999999 )	Fitting, Plstc, E90, Bm10/Pm08	1

Fig. 14 - Scrub Head Drive Motor Group, Cylindrical

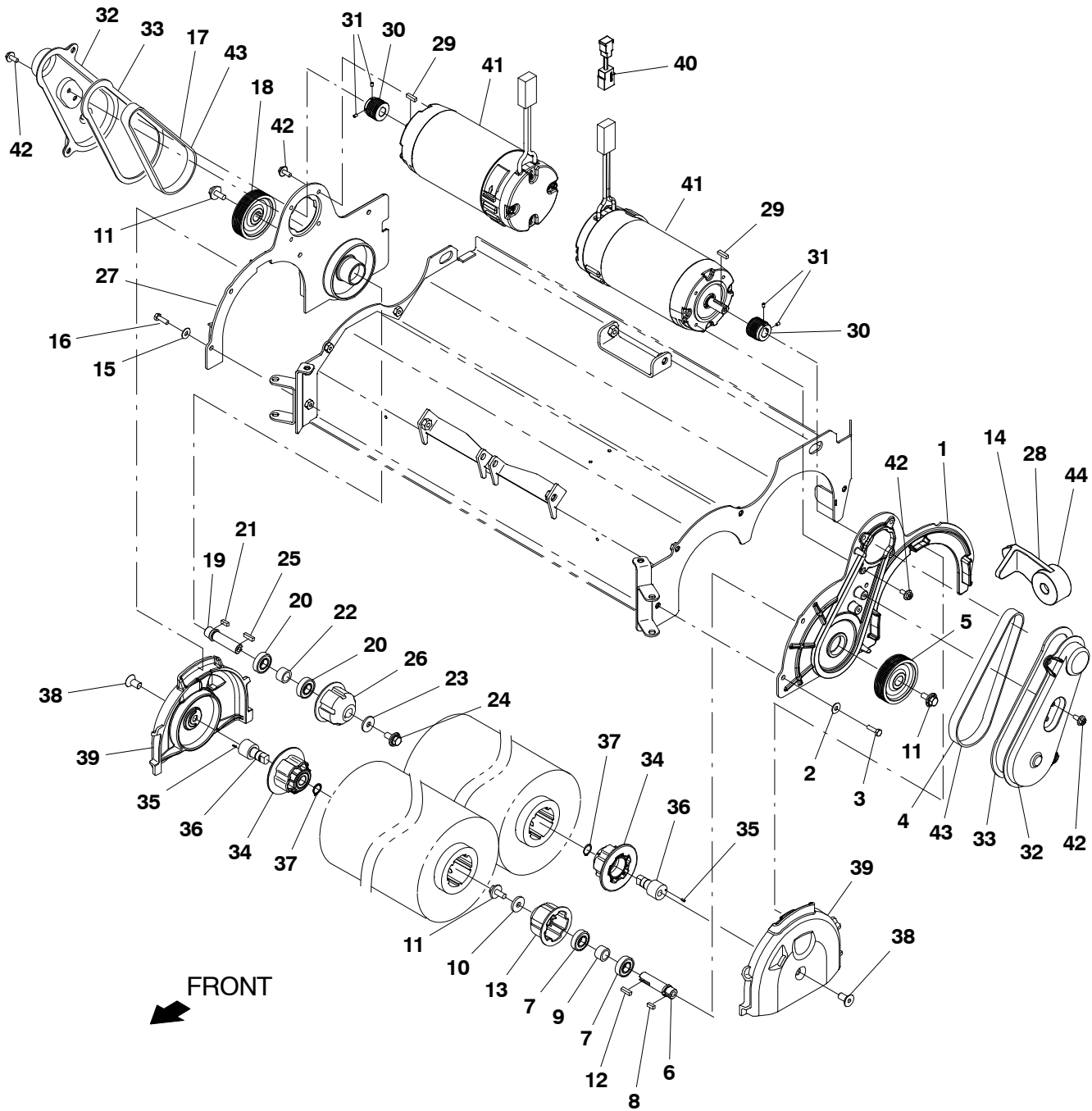


Fig. 14 – Scrub Head Drive Motor Group, Cylindrical

Ref.	Part No.	Serial Number	Description	Qty.
▽	9010939	(10000000-19999999 )	Side Panel Assy, Cyl, Lh, Afmkt [T12]	1
▲	1 1200900	(10000000-19999999 )	Plate, Side, Scrubhead, Lh	1
▲	2 01684	(10000000-19999999 )	Washer, Flat, 0.27b 0.69d .05, Ss	4
▲	3 08716	(10000000-19999999 )	Screw, Hex, M6 X 1.00 X 20, Ss	4
▲	4 1200334	(10000000-19999999 )	Belt, Drive	1
▲	5 1200215	(10000000-19999999 )	Sheave, 07grv, 2.96pd 0.63b [Pj]	1
▲	6 1200281	(10000000-19999999 )	Shaft, Drive	1
▲	7 41360	(10000000-19999999 )	Bearing, Ball, 0.59b 1.26d 0.35w[2seal]	2
▲	8 00961	(10000000-19999999 )	Key, Sq, 0.19 X 0.19, 0.50l	1
▲	9 1002077	(10000000-19999999 )	Tube, 0.59id 0.81od 00.5l	1
▲	10 41186	(10000000-19999999 )	Washer, Flat, Belleville, .31	1
▲	11 1020341	(10000000-19999999 )	Screw, Hex, M8 X 1.25 X 20, Ss, Sems	2
▲	12 00911	(10000000-19999999 )	Key, Sq, 0.19 X 0.19, 0.75l	1
▲	13 378805	(10000000-19999999 )	Plug, Drive, Brush, Mach	1
▲	14 1203758	(10000000-19999999 )	Tool, Installation, Belt	1
▽	9010940	(10000000-19999999 )	Side Panel Assy, Cyl, Rh, Afmkt [T12]	1
▲	15 01684	(10000000-19999999 )	Washer, Flat, 0.27b 0.69d .05, Ss	4
▲	16 08716	(10000000-19999999 )	Screw, Hex, M6 X 1.00 X 20, Ss	4
▲	17 1200334	(10000000-19999999 )	Belt, Drive	1
▲	18 1200215	(10000000-19999999 )	Sheave, 07grv, 2.96pd 0.63b [Pj]	1
▲	19 1200281	(10000000-19999999 )	Shaft, Drive	1
▲	20 41360	(10000000-19999999 )	Bearing, Ball, 0.59b 1.26d 0.35w[2seal]	2
▲	21 00961	(10000000-19999999 )	Key, Sq, 0.19 X 0.19, 0.50l	1
▲	22 1002077	(10000000-19999999 )	Tube, 0.59id 0.81od 00.5l	1
▲	23 41186	(10000000-19999999 )	Washer, Flat, Belleville, .31	1
▲	24 1020341	(10000000-19999999 )	Screw, Hex, M8 X 1.25 X 20, Ss, Sems	2
▲	25 00911	(10000000-19999999 )	Key, Sq, 0.19 X 0.19, 0.75l	1
▲	26 378805	(10000000-19999999 )	Plug, Drive, Brush, Mach	1
▲	27 1200898	(10000000-19999999 )	Plate, Side, Scrubhead, Rh	1
▲	28 1203758	(10000000-19999999 )	Tool, Installation, Belt	1
	29 1014328	(10000000-19999999 )	Key, Sq, 05mm X 05mm, 25mml	2
	30 1054581	(10000000-19999999 )	Sheave, 07grv, 1.22pd 0.55b [Pj]	2
	31 222818	(10000000-19999999 )	Screw, Set, Soc, 08-32 X 0.25, NI	4
	32 1200283	(10000000-19999999 )	Cover, Belt	2
	33 1201341	(10000000-19999999 )	Gasket, Cover, Belt	1
▽	222752	(10000000-19999999 )	Plug Assy, Idler, Brush	2
▲	34 1057629	(10000000-19999999 )	Plug, Idler, Brush [Sgl Brg]	1
▲	35 222184	(10000000-19999999 )	Pin, Roll, .094d X 0.25l, .094/.097	1
▲	36 222177	(10000000-19999999 )	Shaft, Plug, Idler	1
▲	37 01516	(10000000-19999999 )	Ring, Retaining, Ext, 0.59d, Basic	1
	38 390996	(10000000-19999999 )	Screw, Flt, Soc, M10 X 1.50 X 20,10.9,NI	2
	39 1200309	(10000000-19999999 )	Door, Brush	2
	40 1059170	(10000000-19999999 )	Harness, Wire, Adapter [Deutsch, Dtp]	1
	41 1053342	(10000000-19999999 )	Motor, Ele, 36vdc 1750rpm 1.00hp 22.0a (See Breakdown)	2
	42 1034731	(10000000-19999999 )	Screw, Hex, M6 X 1.00 X 16, Ss, Sems	12
▽	9010935	(10000000-19999999 )	Belt, Cyl Head, W/Too;l, Afmkt	1
▲	43 1200334	(10000000-19999999 )	Belt, Drive	2
▲	44 1203758	(10000000-19999999 )	Tool, Installation, Belt	1

**Fig. 15 – Scrub Head Side Squeegee Group, Right Hand**

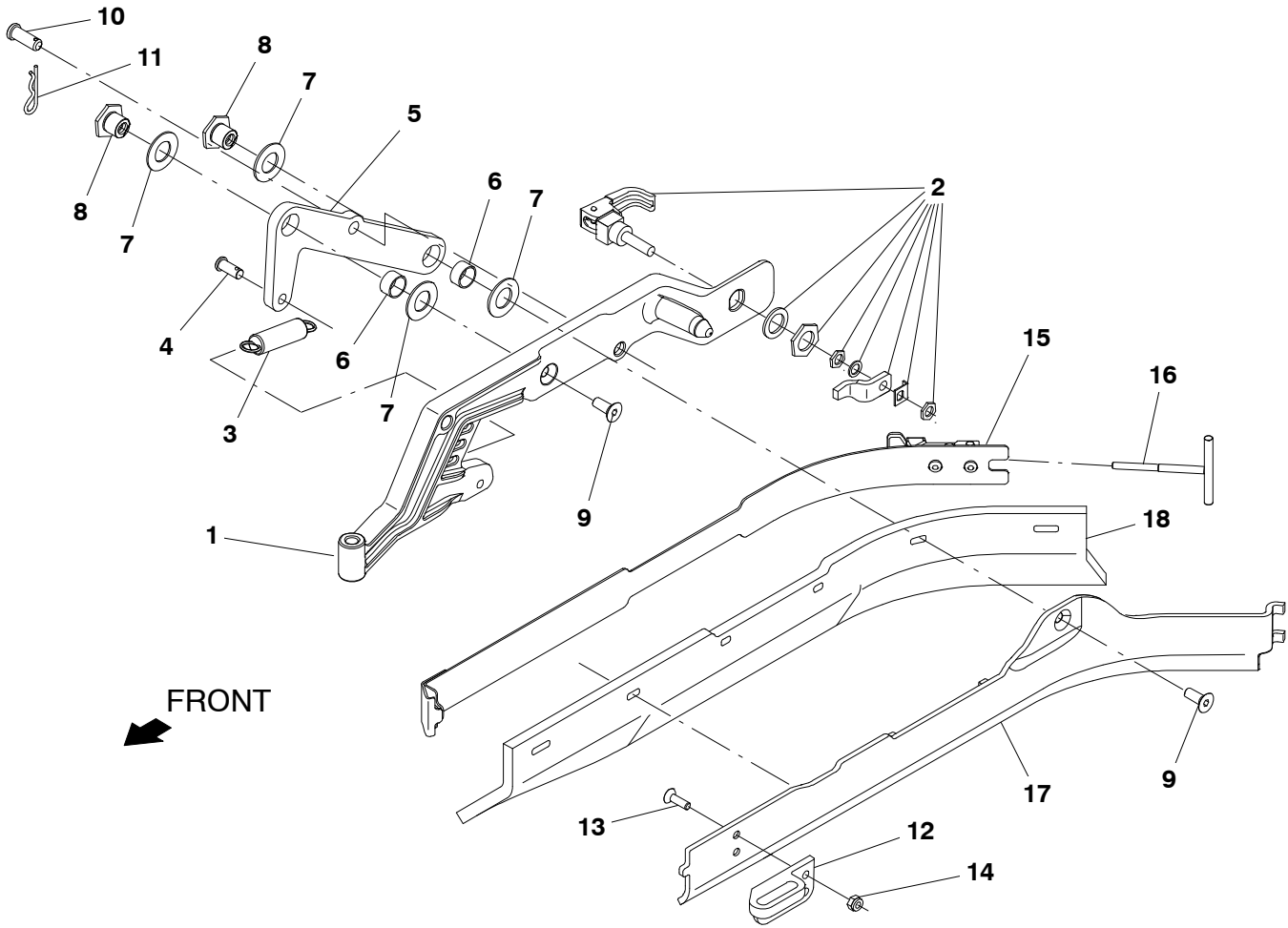


Fig. 15 – Scrub Head Side Squeegee Group, Right Hand

Ref.	Part No.	Serial Number	Description	Qty.
1	1202243	(10000000-19999999 )	Door, Casting, Squeegee, Rh	1
2	1065134	(10000000-19999999 )	Latch, Cmpr, Yel Grip	1
3	363469	(10000000-19999999 )	Spring, Extn, 0.75od 0.10wir 03.0l	1
4	10120	(10000000-19999999 )	Clevis, 0.31d X 0.75l	1
5	1202100	(10000000-19999999 )	Bellcrank, Lift, Sqge [T12]	1
6	71607	(10000000-19999999 )	Bushing, Sleeve, 0.63b 0.72d 0.38l	2
7	64425	(10000000-19999999 )	Washer, Thrust, 0.61b 1.25d .06, Fgl	4
8	1200525	(10000000-19999999 )	Nut, T, M8 X 1.25	2
9	79246	(10000000-19999999 )	Screw, Flt, Soc, M8 X 1.25 X 20, 18-8,Ss	2
10	09088	(10000000-19999999 )	Pin, Clevis, 0.37d X 1.00l	1
11	44906	(10000000-19999999 )	Pin, Cotter, Hair, 0.38d .093 Wir	1
12	1243722	(10000000-19999999 )	Block, Sqge, Guide, Rh	1
13	1016421	(10000000-19999999 )	Screw, Flt, M6 X 1.0 X 20, Ss	2
14	08708	(10000000-19999999 )	Nut, Hex, Lock, M6 X 1.00, NI	2
15	1201453	(10000000-19999999 )	Strap Wldt, Sqge	1
16	1054312	(10000000-19999999 )	Hook Wldt, Latch	1
17	1200221	(10000000-19999999 )	Frame, Sqge, Side, Rh	1
18	1200430	(10000000-19999999 )	Blade, Sqge, Side, 22.50l, Linatex (Standard)	1
18	1202159	(10000000-19999999 )	Blade, Sqge, Side, 22.50l, Urethane (Option)	1
18	1202160	(10000000-19999999 )	Blade, Sqge, Side, 22.50l, Gum (Option)	1

Fig. 16 - Scrub Head Side Squeegee Group, Left Hand

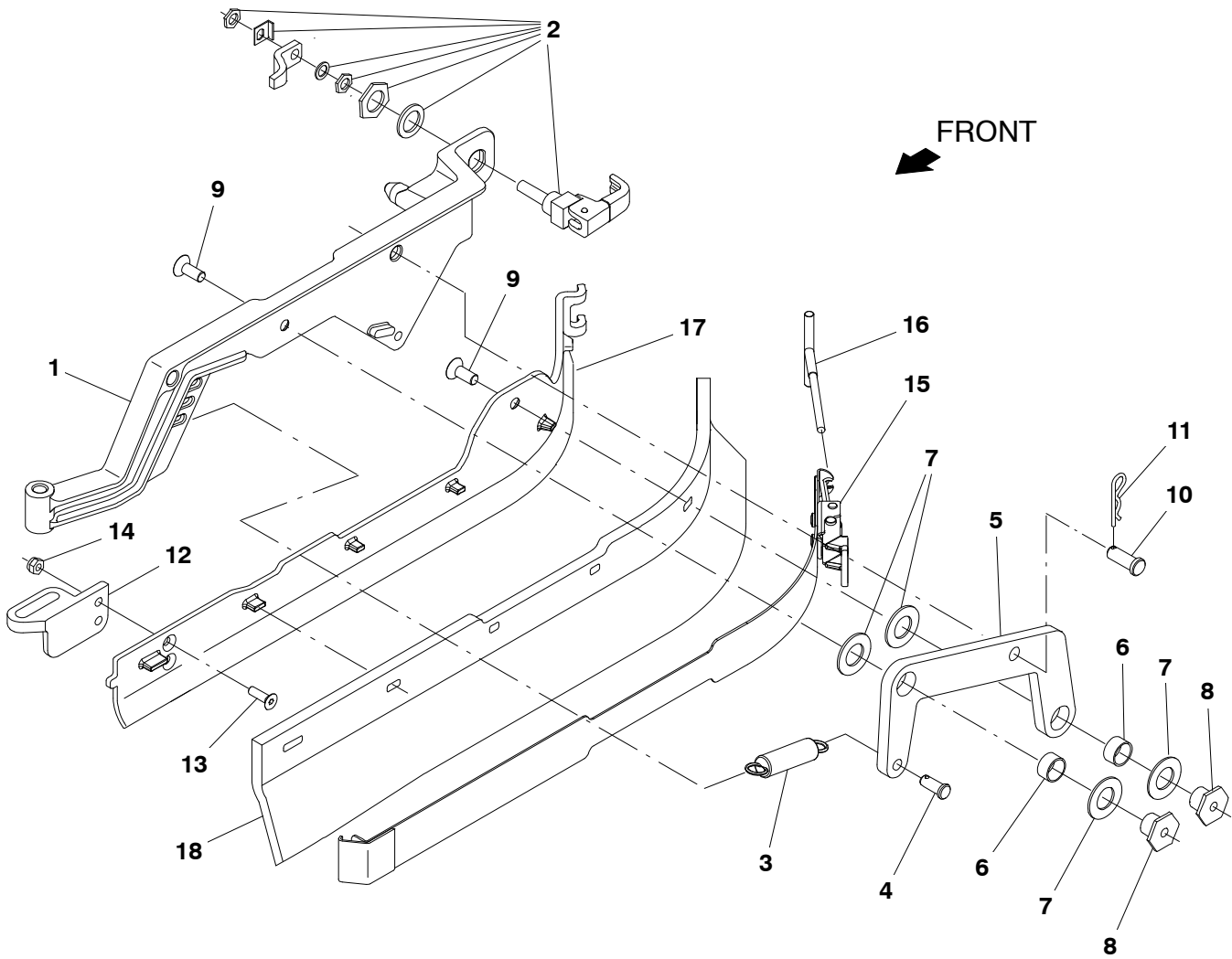


Fig. 16 – Scrub Head Side Squeegee Group, Left Hand

Ref.	Part No.	Serial Number	Description	Qty.
1	1202221	(10000000-19999999 )	Door, Casting, Squeegee, Lh	1
2	1065134	(10000000-19999999 )	Latch, Cmpr, Yel Grip	1
3	363469	(10000000-19999999 )	Spring, Extn, 0.75od 0.10wir 03.0l	1
4	10120	(10000000-19999999 )	Clevis, 0.31d X 0.75l	1
5	1200213	(10000000-19999999 )	Bellcrank, Lift, Sqge [T12]	1
6	71607	(10000000-19999999 )	Bushing, Sleeve, 0.63b 0.72d 0.38l	2
7	64425	(10000000-19999999 )	Washer, Thrust, 0.61b 1.25d .06, Fgl	4
8	1200525	(10000000-19999999 )	Nut, T, M8 X 1.25	2
9	79246	(10000000-19999999 )	Screw, Flt, Soc, M8 X 1.25 X 20, 18-8,Ss	2
10	09088	(10000000-19999999 )	Pin, Clevis, 0.37d X 1.00l	1
11	44906	(10000000-19999999 )	Pin, Cotter, Hair, 0.38d .093 Wir	1
12	1243718	(10000000-19999999 )	Block, Guide, Sqge	1
13	1016421	(10000000-19999999 )	Screw, Flt, M6 X 1.0 X 20, Ss	2
14	08708	(10000000-19999999 )	Nut, Hex, Lock, M6 X 1.00, NI	2
15	1201453	(10000000-19999999 )	Strap Wldt, Sqge	1
16	1054312	(10000000-19999999 )	Hook Wldt, Latch	1
17	1200011	(10000000-19999999 )	Frame, Sqge, Side, Lh	1
18	1200430	(10000000-19999999 )	Blade, Sqge, Side, 22.50l, Linatex (Standard)	1
18	1202159	(10000000-19999999 )	Blade, Sqge, Side, 22.50l, Urethane (Option)	1
18	1202160	(10000000-19999999 )	Blade, Sqge, Side, 22.50l, Gum (Option)	1

Fig. 17 - Recovery Tank Group

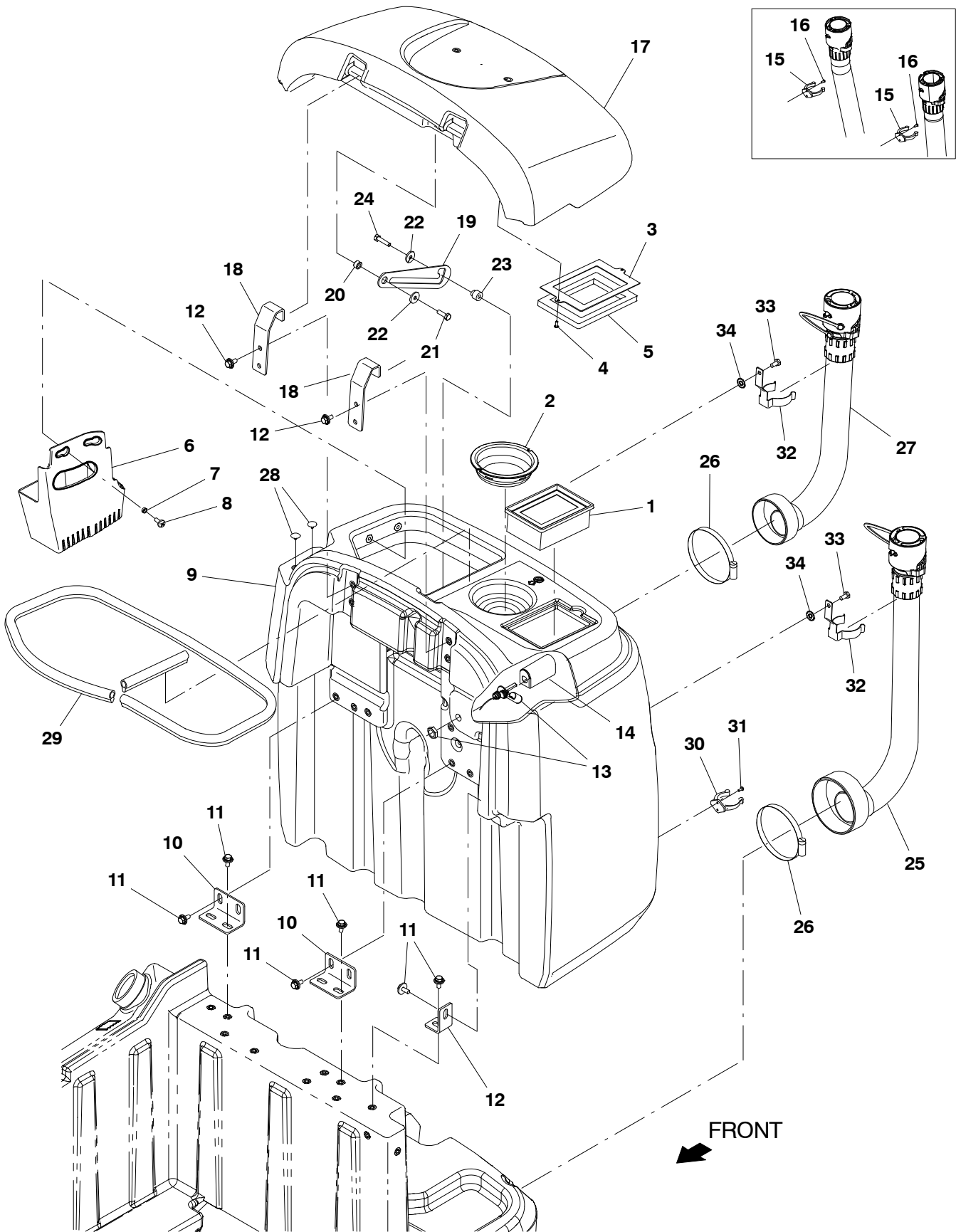


Fig. 17 – Recovery Tank Group

Ref.	Part No.	Serial Number	Description	Qty.
1	1037821	(10000000–19999999 )	Filter, Panl, Dust, 2.3 X 04.5 X 06.4	1
2	1026014	(10000000–19999999 )	Screen, Vacuum	1
3	1201157	(10000000–19999999 )	Plate, Mtg, Gasket	1
4	140825	(10000000–19999999 )	Screw, Pan, Phl, 06 X 0.50, Fmg/Ab, Blk	2
5	1016392	(10000000–19999999 )	Gasket, Ure, .50, 03.74w 05.31l, Adh	1
6	1201340	(10000000–19999999 )	Tray, Debris	1
7	1066720	(10000000–19999999 )	Sleeve, P/M, 0.32b 0.44d 0.2l [430ss]	2
8	09737	(10000000–19999999 )	Screw, Pan, Phl, M8 X 1.25 X 20, 4.8	2
9	9010920	(10000000–19999999 )	Recovery Tank, Afmkt [T12]	1
9	9011173	(10000000–19999999 )	Recovery Tank, Afmkt, Jp [T12]	1
10	1200458	(10000000–19999999 )	Bracket, Mtg, Tank	3
11	1020341	(10000000–19999999 )	Screw, Hex, M8 X 1.25 X 20, Ss, Sems	18
12	1054823	(10000000–19999999 )	Angle, Mtg, Tank	1
13	385685	(10000000–19999999 )	Sensor, Level, Liq, 14vdc 01a .62–11	1
14	1019285	(10000000–19999999 )	Bracket, Protector, Float Switch	1
15	1200746	(10000000–10872535 )	Clip, Hose, Plstc 1.88–2.12	2
16	49697	(10000000–10872535 )	Screw, Pan, Phl, M4 X 0.70 X 10, Ss	4
17	9010921	(10000000–19999999 )	Cover, Recovery Tank, Afmkt [T12]	1
18	1200519	(10000000–19999999 )	Bracket, Mtg, Cover	2
19	1057214	(10000000–19999999 )	Plate, Arm, Prop	1
20	360460	(10000000–19999999 )	Sleeve, P/M, 0.34b 0.63d 0.4l, Ss / Oil	1
21	12333	(10000000–19999999 )	Screw, Hex, M8 X 1.25 X 25, Ss, NI	1
22	1017218	(10000000–19999999 )	Washer, Flat, 0.32b 1.00d .12, Ss	2
23	230735	(10000000–19999999 )	Sleeve, P/M, Flng, 0.33b 0.75/0.50d 0.8l	1
24	59658	(10000000–19999999 )	Screw, Hex, M8 X 1.25 X 35, NI, Ss	1
25	9013951	(10000000–10872535 )	Hose Kit, Mtg, Brkt T12 (819.0) (Solution Tank)	1
25	1216347	(10872536–19999999 )	Hose Assy, Drain. 2.0ID x 32.2L, Blk (Solution Tank)	1
26	1201434	(10000000–19999999 )	Clamp, Hose, Wormdrive, 4.63–5.50, 0.5w	2
27	9013950	(10000000–10872535 )	Hose kit, Mtg, Brk, T12 (665.5) (Recovery Tank)	1
27	1216370	(10872536–19999999 )	Hose Assy, Drain, 2.0ld X 26.2L, Blk (Recovery Tank)	1
28	1066063	(10000000–19999999 )	Plug, Hole, Rnd, 0.25H 0.43L, Brb, Nyl	4
29	1066433	(10000000–19999999 )	Seal, Afmkt, Bulb, Dual, 08ft [F/.30gap]	1
30	1200746	(10000000–19999999 )	Clip, Hose, Plstc 1.88–2.12	1
31	49697	(10000000–19999999 )	Screw, Pan, Phl, M4 X 0.70 X 10, Ss	2
32	1213730	(10872536–19999999 )	Bracket, Mtg, Hose	2
33	15675	(10872536–19999999 )	Screw, Hex, M8 X 1.25 X 16, Ss	2
34	41141	(10872536–19999999 )	Washer, Lock, Int–Ext, 0.31	2

Fig. 18 – Vacuum Fan Group

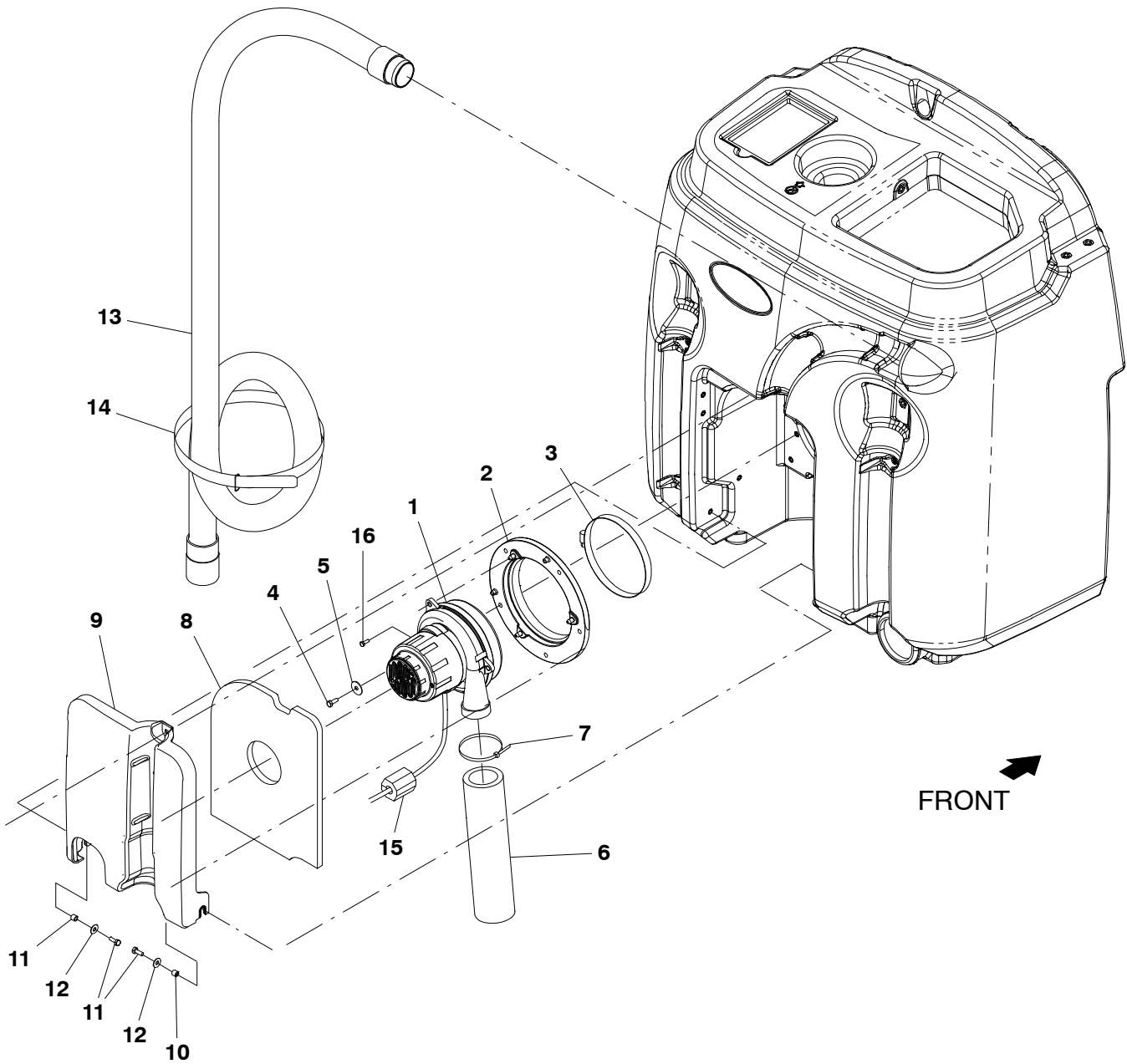


Fig. 18 – Vacuum Fan Group

	Ref.	Part No.	Serial Number	Description	Qty.
▽	1	1200149	(10000000–19999999 )	Fan, Vac, 6.6 Dia, Ametek	1
▲		1206774	(10000000–19999999 )	Brush Kit, Motor, Fan	1
	2	1201267	(10000000–19999999 )	Assy, Seal, Mtg, Vacfan	1
	3	49891	(10000000–19999999 )	Clamp, Hose, Wormdrive, 5.56–6.50d, .56w	1
	4	08716	(10000000–19999999 )	Screw, Hex, M6 X 1.00 X 20, Ss	5
	5	29570	(10000000–19999999 )	Washer, Flat, 0.28b 1.00d .06, Stl	5
	6	1203848	(10000000–19999999 )	Muffler, Vacfan, 11.0 L	1
	7	130773	(10000000–19999999 )	Tie, Cable, Nyl, 11.0l, .14w, 3.0 Max. D	1
	8	1200369	(10000000–19999999 )	Insulation, Acstc, 0.5, 10.4 X 13.0 C–0	1
	9	1200649	(10000000–19999999 )	Cover, Fan, Vacuum	1
	10	140154	(10000000–19999999 )	Sleeve, P/M, 0.25b 0.38d 0.3l, Pl	2
	11	15678	(10000000–19999999 )	Screw, Hex, M6 X 1.00 X 16, Ss	2
	12	01684	(10000000–19999999 )	Washer, Flat, 0.27b 0.69d .05, Ss	2
	13	1201875	(10000000–19999999 )	Hose, Vacuum, 1.75id X 68.6l, 2 Cuff	1
	14	1067964	(10000000–19999999 )	Fastener, 25.0 [Hook & Loop]	1
	15	1052126	(10000000–19999999 )	Inductor, 12.7Mmid [156 Imp At 25Mz] (Australia Only)	1
	16	16944	(10000000–19999999 )	Screw, hex, m4 X 0.70 X 10, Fmg	1

Fig. 19 – Solution Tank Group

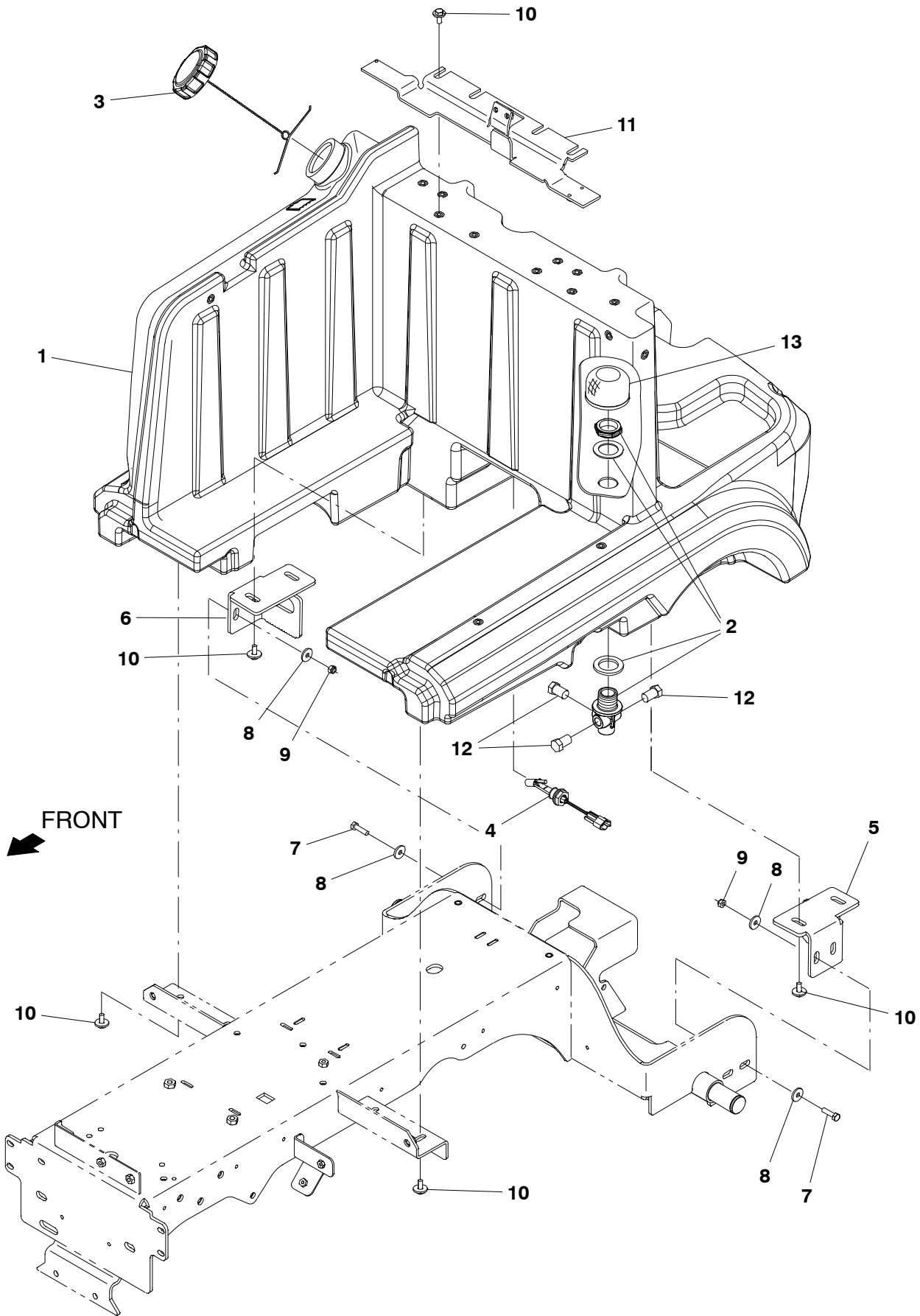


Fig. 19 – Solution Tank Group

Ref.	Part No.	Serial Number	Description	Qty.
1	9010919	(10000000–19999999 )	Solution Tank, Afrmkt [T12]	1
2	1059317	(10000000–19999999 )	Fitting Assy, Soltn, Bh	1
3	1011885	(10000000–19999999 )	Cap, Tank	1
4	1201588	(10000000–19999999 )	Sensor, Level, Liq, 30watt, Spst	1
5	1201077	(10000000–19999999 )	Bracket, Sppt, Tank, Lh	1
6	1201079	(10000000–19999999 )	Bracket, Sppt, Tank, Rh	1
7	12317	(10000000–19999999 )	Screw, Hex, M10 X 1.50 X 30, Ss	4
8	01686	(10000000–19999999 )	Washer, Flat, 0.44b 1.00d .08, Ss	8
9	08714	(10000000–19999999 )	Nut, Hex, Lock, M10 X 1.5, NI, Ss	4
10	1020341	(10000000–19999999 )	Screw, Hex, M8 X 1.25 X 20, Ss, Sems	12
11	1205727	(10000000–19999999 )	Bracket Wldt, Sppt, Seat	1
12	630146	(10000000–19999999 )	Fitting, Plug, Pm06, Nyl	3
13	1027290	(10000000–19999999 )	Filter, Soltn, 020Mesh, Pm12 3.1D 02.6L	1

**Fig. 20 - Rear Squeegee Lift Group**

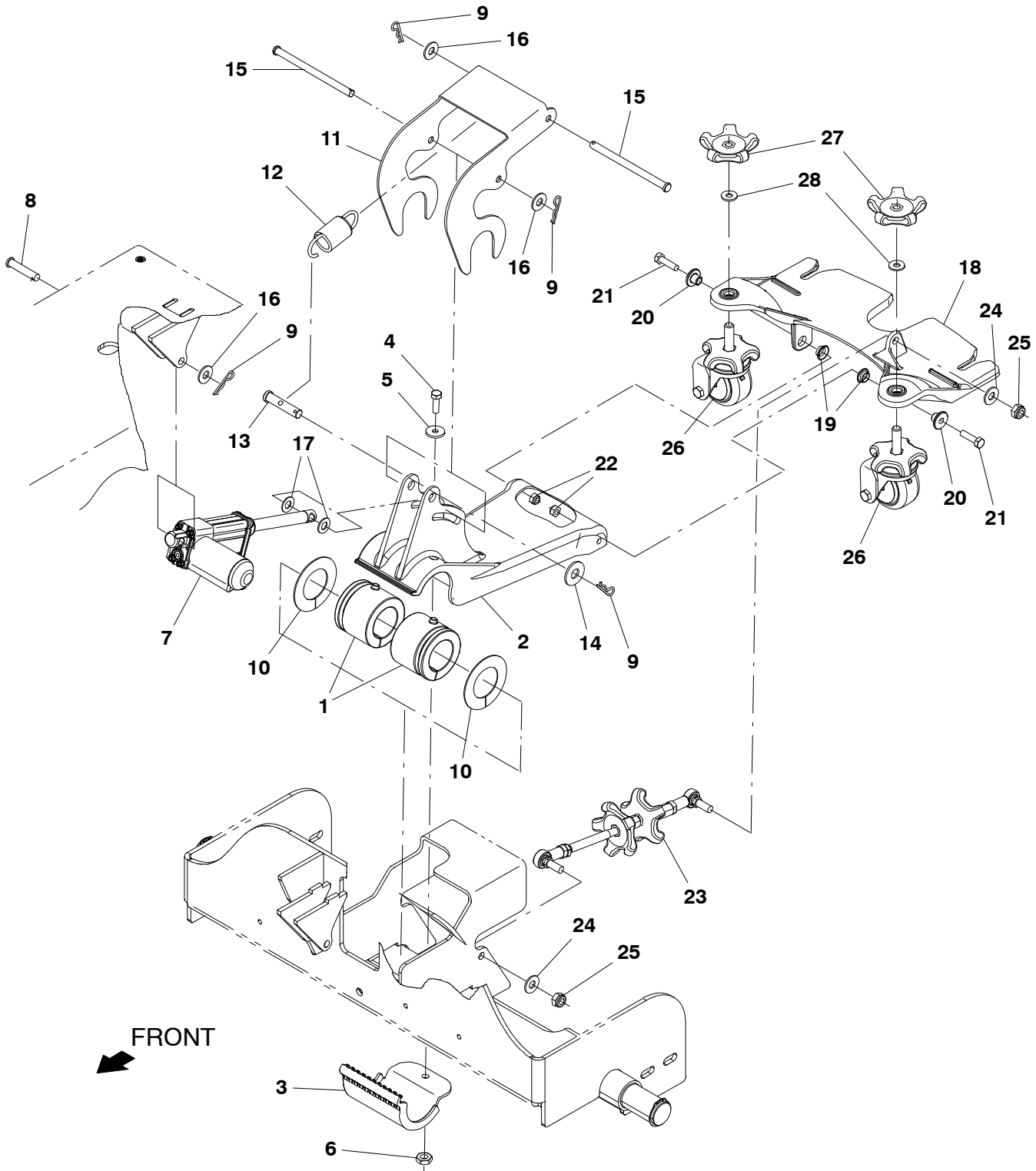


Fig. 20 – Rear Squeegee Lift Group

Ref.	Part No.	Serial Number	Description	Qty.
1	1053815	(10000000–19999999 )	Bushing, Flex, Ure	2
2	1053870	(10000000–19999999 )	Arm, Lift, Sqge	1
3	1053814	(10000000–19999999 )	Clamp, Pivot, Link	1
4	09010	(10000000–19999999 )	Screw, Hex, M8 X 1.25 X 25, Ss	1
5	1017218	(10000000–19999999 )	Washer, Flat, 0.32b 1.00d .12, Ss	1
6	08713	(10000000–19999999 )	Nut, Hex, Lock, M8 X 1.25, NI, Ss	3
7	1201489	(10000000–19999999 )	Actuator, 36vdc, 02.0strk, 0180lb	1
8	94877	(10000000–19999999 )	Pin, Clevis, 10mmd X	1
9	44906	(10000000–19999999 )	Pin, Cotter, Hair, 0.38d .093 Wir	4
10	1059969	(10000000–19999999 )	Washer, Thrust, 1.81b 2.93d .06w, Plstc	2
11	1059316	(10000000–19999999 )	Link, Tensioner, Spring	1
12	1201370	(10000000–19999999 )	Spring, Extn, 1.26od 0.162wir 03.3l	1
13	1059498	(10000000–19999999 )	Pin, Clevis, 0.50d X 2.25l	1
14	32493	(10000000–19999999 )	Washer, Flat, 0.50, Std	1
15	1059338	(10000000–19999999 )	Pin, Clevis, 0.37d X 5.25l	2
16	01686	(10000000–19999999 )	Washer, Flat, 0.44b 1.00d .08, Ss	5
17	1018151	(10000000–19999999 )	Washer, Flat, 0.44b 0.88d .06, Nyl	2
18	1204957	(10000000–19999999 )	Coupling, Sqge	1
19	1054662	(10000000–19999999 )	Bushing, FIng, 0.50b 0.59d 0.25l	2
20	1059990	(10000000–19999999 )	Sleeve, FIng, 0.32b 1.00/0.50d 0.6l, Ss	2
21	09011	(10000000–19999999 )	Screw, Hex, M8 X 1.25 X 30, Ss	2
22	08713	(10000000–19999999 )	Nut, Hex, Lock, M8 X 1.25, NI, Ss	2
23	9010937	(10000000–19999999 )	Turnbuckle Replmt, Afrmkt [T12]	1
24	01686	(10000000–19999999 )	Washer, Flat, 0.44b 1.00d .08, Ss	2
25	08714	(10000000–19999999 )	Nut, Hex, Lock, M10 X 1.5, NI, Ss	2
26	1205850	(10000000–19999999 )	Caster Assy, Swivel	2
27	1055516	(10000000–19999999 )	Knob Assy, Star, 3.21d 5ear M12	2
28	578430	(10000000–19999999 )	Washer, Flat, 0.50d, PI [Spring–Disc]	2

**Fig. 21 - Rear Squeegee Kit**

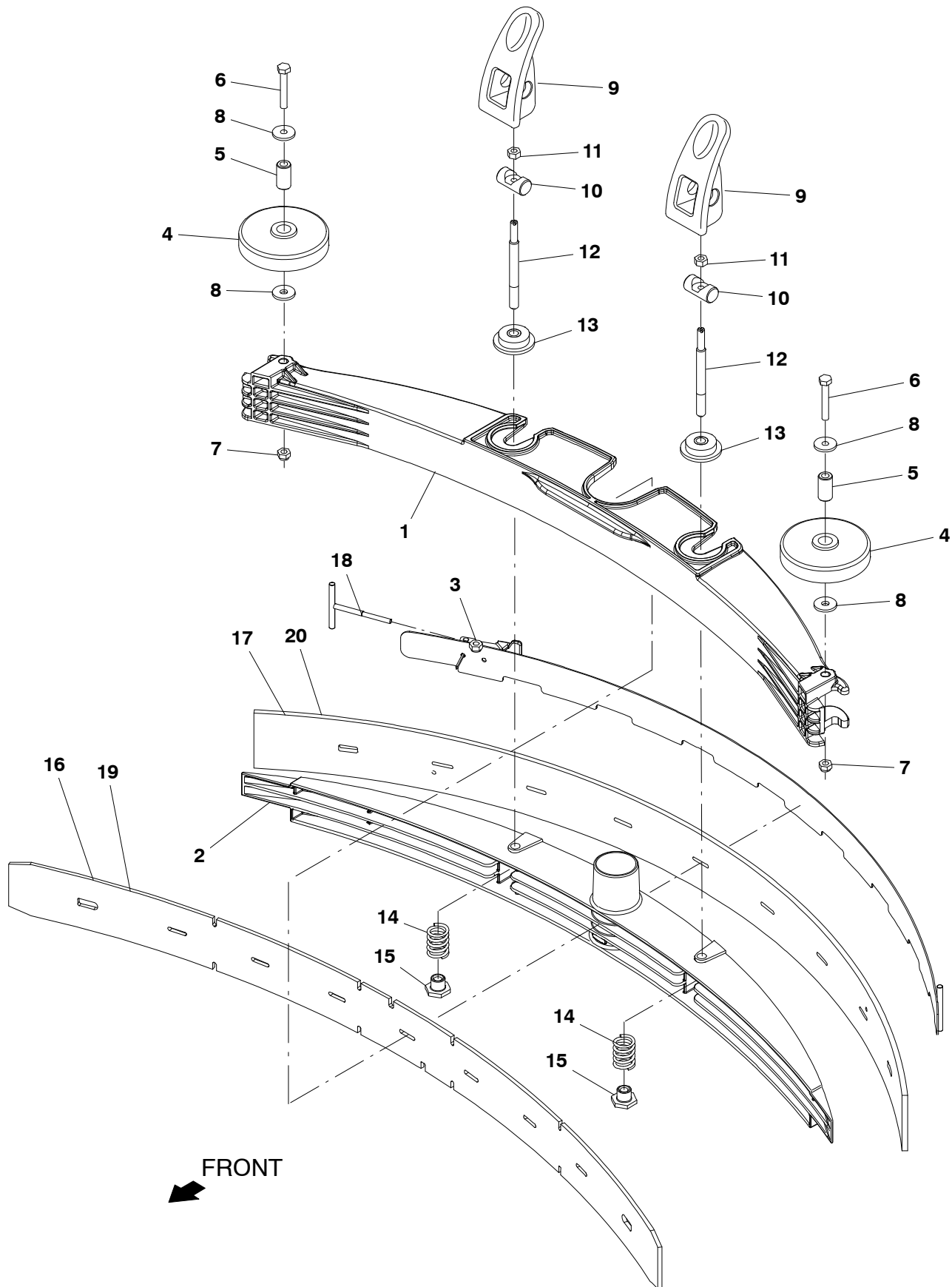


Fig. 21 – Rear Squeegee Kit

Ref.	Part No.	Serial Number	Description	Qty.
▽	9009817	(10000000–19999999 )	Squeegee Kit, Rear, Ci [T12]	1
▲	1 1200219	(10000000–19999999 )	Frame, Sqge, Outer	1
▲	2 1200218	(10000000–19999999 )	Frame, Sqge, Inner	1
▲	3 1200466	(10000000–19999999 )	Clamp Wldt, Retainer, Sqge	1
▲	4 363162	(10000000–19999999 )	Wheel, 04.0d 0.89w 0.64b	2
▲	5 363301	(10000000–19999999 )	Sleeve, P/M, 0.34b 0.63d 1.2l, Bnz	2
▲	6 49694	(10000000–19999999 )	Screw, Hex, M8 X 1.25 X 50, Ss	2
▲	7 08713	(10000000–19999999 )	Nut, Hex, Lock, M8 X 1.25, NI, Ss	2
▲	8 1017218	(10000000–19999999 )	Washer, Flat, 0.32b 1.00d .12, Ss	4
▲	9 1052532	(10000000–19999999 )	Grip, Lock	2
▲	10 1055396	(10000000–19999999 )	Pin, 0.63d, 02.0l [W/Cbore, M8 Screw]	2
▲	11 07786	(10000000–19999999 )	Nut, Hex, Std, M8 X 1	2
▲	12 1057407	(10000000–19999999 )	Rod, Thrd, 2end, M8x1.25/ M10x1.5 04.7l	2
▲	13 1055506	(10000000–19999999 )	Ring, Mtg, Sqge, .38l	2
▲	14 1064770	(10000000–19999999 )	Spring, Cmpr, 0.98od .13wir 01.3l, Ss	2
▲	15 391345	(10000000–19999999 )	Nut, T, M10 X 1.50 X 0.62od X 0.5l	2
▲	16 1200383	(10000000–19999999 )	Blade, Sqge, Front, 42.59l [Linard]	1
▲	17 1200384	(10000000–19999999 )	Blade, Sqge, Rear, 44.96l Linatex	1
▲	18 1054312	(10000000–19999999 )	Hook Wldt, Latch	
	19 1201825	(10000000–19999999 )	Blade, Sqge, Front, 42.59L [Gum] (Option)	1
	19 1201823	(10000000–19999999 )	Blade, Sqge, Front, 42.59l [Urethane] (Option)	1
	19 1212213	(10000000–19999999 )	Blade, Sqge, Front, Tile, Tile, 42.59L [Linard} (Option)	1
	20 1201826	(10000000–19999999 )	Blade, Sqge, Rear, 44.96l Gum (Option)	1
	20 1201824	(10000000–19999999 )	Blade, Sqge, Rear, 44.96l Urethane (Option)	1

**Fig. 22 – Electrical Circuit Board Group**

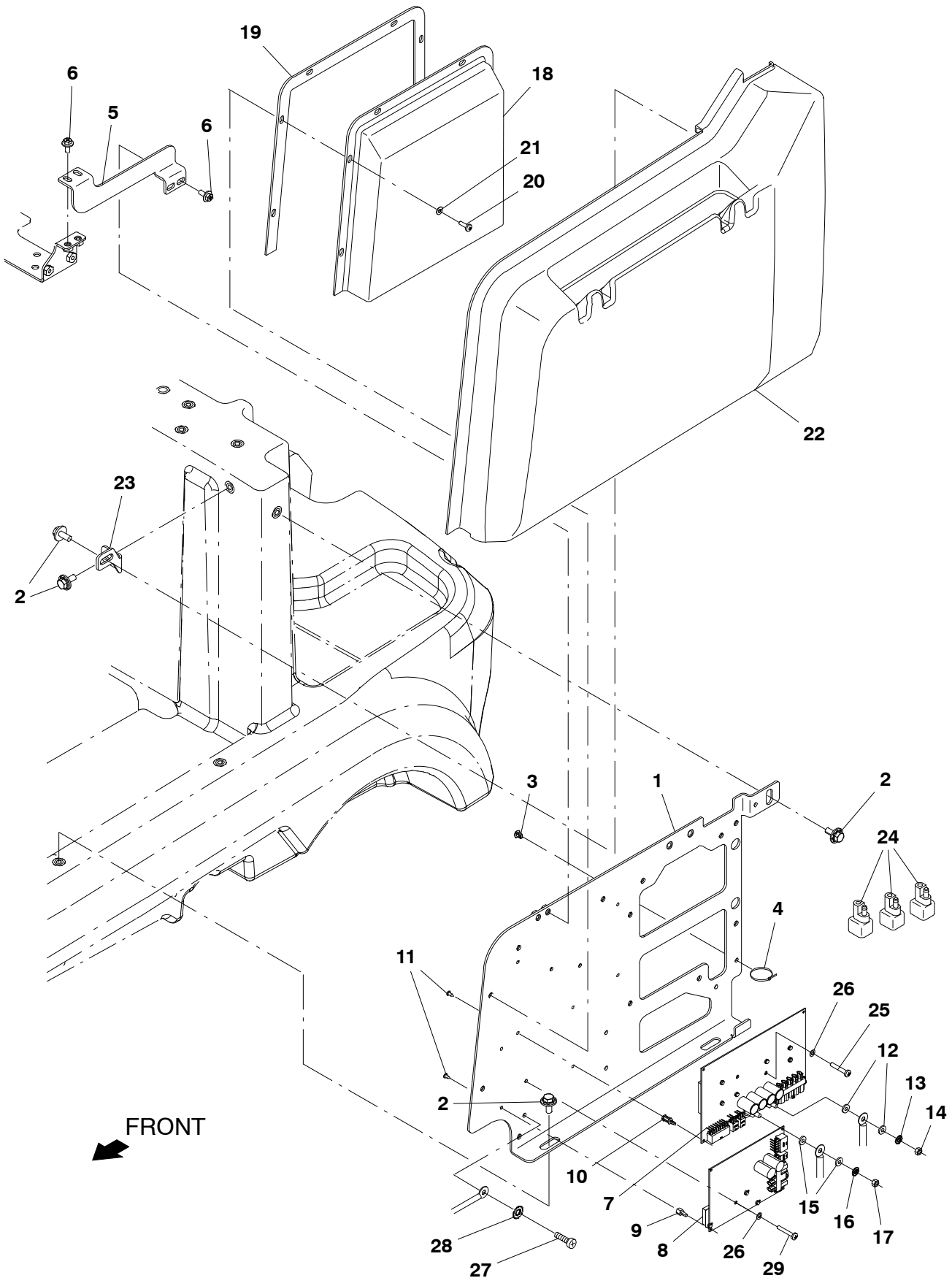


Fig. 22 – Electrical Circuit Board Group

Ref.	Part No.	Serial Number	Description	Qty.
1	1200918	(10000000–19999999 )	Plate Wldt, Mtg, Electronic Component	1
2	1020341	(10000000–19999999 )	Screw, Hex, M8 X 1.25 X 20, Ss, Sems	5
3	1202868	(10000000–19999999 )	Clip, Tie, 0.25d, Plstc	7
4	130773	(10000000–19999999 )	Tie, Cable, Nyl, 11.0l, .14w, 3.0 Max. D	7
5	1203717	(10000000–19999999 )	Bracket, Stiffener	1
6	1034731	(10000000–19999999 )	Screw, Hex, M6 X 1.00 X 16, Ss, Sems	4
7	9010931	(10000000–19999999 )	Circuit Board Kit, Scrub, Afmkt [T12]	1
8	9010932	(10000000–19999999 )	Circuit board Kit, H20_Sba, Afmkt [T12]	1
9	1016825	(10000000–19999999 )	Support, Circuitboard	4
10	1202869	(10000000–19999999 )	Support, Circuitboard [0.5"]	4
11	3701.6	(10000000–19999999 )	Screw, Pan, Phl, 06–32 x 0.38, Shmtl, Ss	8
12	1202862	(10000000–19999999 )	Washer, Flat, .21b .39d .04, Brs	2
13	07514	(10000000–19999999 )	Washer, Lock, Int, 10, Ss	1
14	1202864	(10000000–19999999 )	Nut, Hex, Std, M5 X 0.80, Brs	1
15	1061918	(10000000–19999999 )	Washer, Flat, 0.25b 0.47d .06, Brs	2
16	07515	(10000000–19999999 )	Washer, Lock, Int, 0.25, Ss	1
17	1061910	(10000000–19999999 )	Nut, Hex, Std, M6 X 1.00, Brs	1
18	1200792	(10000000–19999999 )	Cover, Box, Circuitboard	1
19	1201210	(10000000–19999999 )	Gasket, Cover, Circuitboard	1
20	06934	(10000000–19999999 )	Screw, Pan, Phl, M5 X 0.80 X 20, 4.8	6
21	140011	(10000000–19999999 )	Washer, Flat, 0.21b 0.45d .03, Ss	6
22	9010922	(10000000–19999999 )	Side Cover, Std, Afmkt [T12]	1
23	1201024	(10000000–19999999 )	Bracket, Mtg, Panel	1
24	222290	(10000000–19999999 )	Diode, Ele, Plug	3
25	06929	(10000000–19999999 )	Screw, Pan, Phl, M4 X 0.70 X 25, 4.8	2
26	1202860	(10000000–19999999 )	Washer, Flat, 0.17b 0.31d .03, Nyl	3
27	24199	(10000000–19999999 )	Screw, Hex, M5 X 0.80 X 16, Ss	1
28	41140	(10000000–19999999 )	Washer, Lock, Int–Ext, 0.25	1
29	24265	(10000000–19999999 )	Screw, Pan, Phl, M4 X 0.70 X 16, Ss	1

# STANDARD PARTS

Fig. 23 – Electrical Contactor and Wires Group

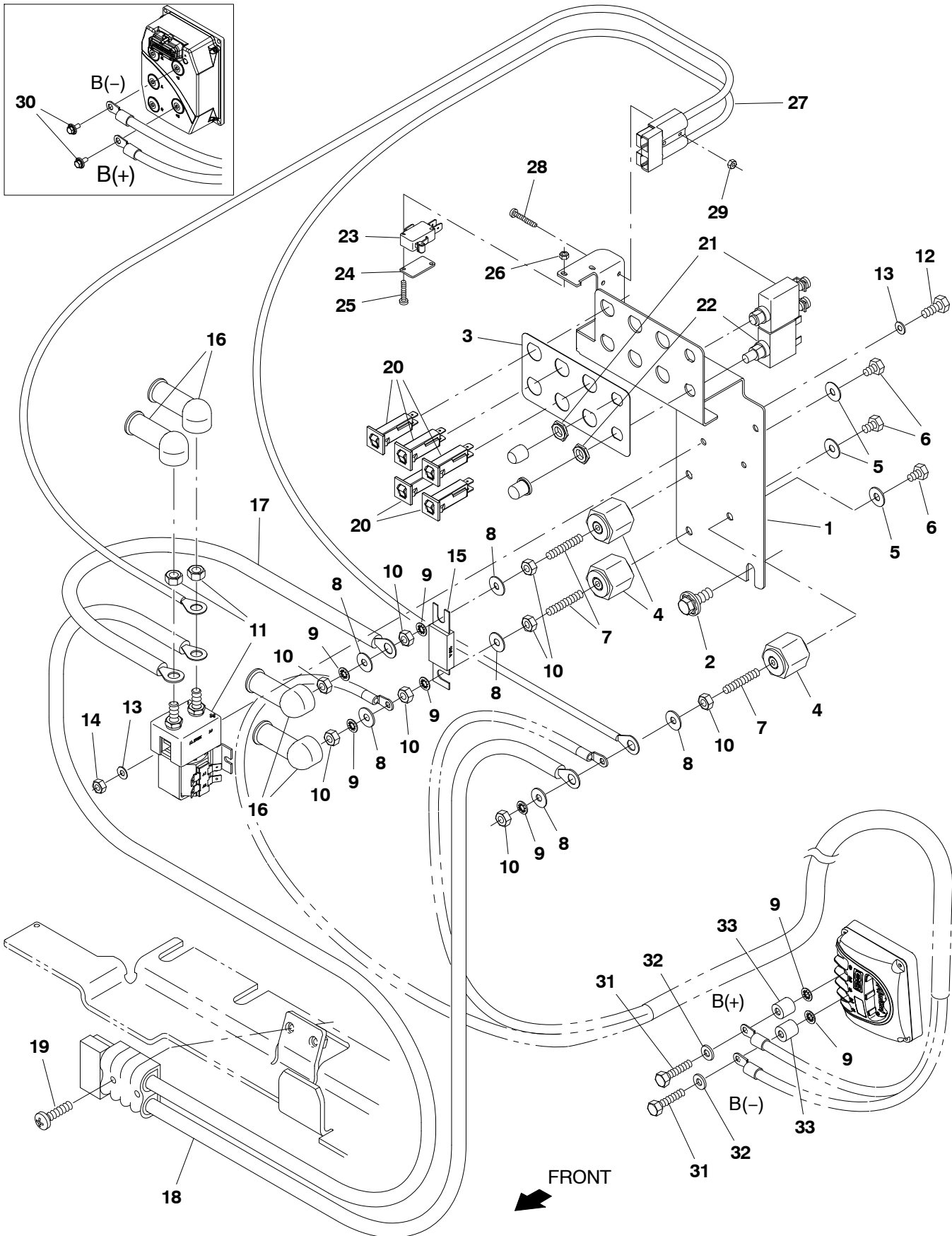


Fig. 23 – Electrical Contactor and Wires Group

Ref.	Part No.	Serial Number	Description	Qty.
1	1246191	(10000000-19999999 )	Plate, Electrical	1
2	1020341	(10000000-19999999 )	Screw, Hex, M8 X 1.25 X 20, Ss, Sems	2
3	1200913	(10000000-19999999 )	Label, Circuitbreaker	1
4	76062	(10000000-19999999 )	Stand-Off, Wir, 0.25, Insulator, Panel	3
5	01684	(10000000-19999999 )	Washer, Flat, 0.27b 0.69d .05, Ss	3
6	58670	(10000000-19999999 )	Screw, Hex, .25-20 X 0.50, NI	3
7	41702	(10000000-19999999 )	Rod, Thrd, Full, .25-20 01.5l	3
8	32490	(10000000-19999999 )	Washer, Flat, 0.25, Std	6
9	32982	(10000000-19999999 )	Washer, Lock, Int, 0.25	7
10	01690	(10000000-19999999 )	Nut, Hex, Std, .25-20	8
11	397609	(10000000-19999999 )	Contactor, 36vdc, No	1
12	09738	(10000000-19999999 )	Screw, Hex, M5 X 0.80 X 12, Ss	2
13	140011	(10000000-19999999 )	Washer, Flat, 0.21b 0.45d .03, Ss	4
14	09739	(10000000-19999999 )	Nut, Hex, Lock, M5 X 0.80, NI, Ss	2
15	87318	(10000000-19999999 )	Fuse, 080a, 0.88 2.4l, 125volt, Slow-Blow	1
16	1016314	(10000000-19999999 )	Boot, 90deg .50id 1.00id 2.50l, Red	4
17	1069894	(10000000-19999999 )	Cable, 06ga 5.5l Brown .25ring /.312ring	1
18	1069897	(10000000-19999999 )	Cable, Battery, 4ga, .25ring / .312ring	1
19	33944	(10000000-19999999 )	Screw, Pan, Phl, M6 X 1.00 X 35, 4.8	2
20	1064184	(10000000-19999999 )	Circuitbreaker, 02.5a, Resetable	5
21	383724	(10000000-19999999 )	Circuitbreaker, 25.0a, Resetable	1
22	1206757	(10000000-19999999 )	Circuitbreaker, 60.0a, resetable	1
23	600437	(10000000-19999999 )	Switch, Snap, 15a, Rlr	1
24	601359	(10000000-19999999 )	Plate, Backing, Switch	1
25	06922	(10000000-19999999 )	Screw, Pan, Phl, M3 X 0.50 X 20, 4.8	2
26	01754	(10000000-19999999 )	Nut, Hex, Std, M3 X 0	2
27	1059169	(10000000-19999999 )	Cable Assy, 10ga .25ring /.31ring, 050a	1
28	25005	(10000000-19999999 )	Screw, Pan, Phl, 06-32 X 1.00, G1	2
29	75939	(10000000-19999999 )	Nut, Hex, Lock, #06-32, NI	2
30	1034731	(10000000-10863997 )	Screw, Hex, M6 X 1.00 X 16, Ss, Sems	2
31	06946	(10863998-19999999 )	Screw, Hex, M6 X 1.00 X 35, 8.8	2
32	32483	(10863998-19999999 )	Washer, Flat, 0.25, Sae	2
33	1206722	(10863998-19999999 )	Sleeve, P/M, 0.25B 0.38D 0.8L	2

**Fig. 24 – Battery Group, 240Ah**

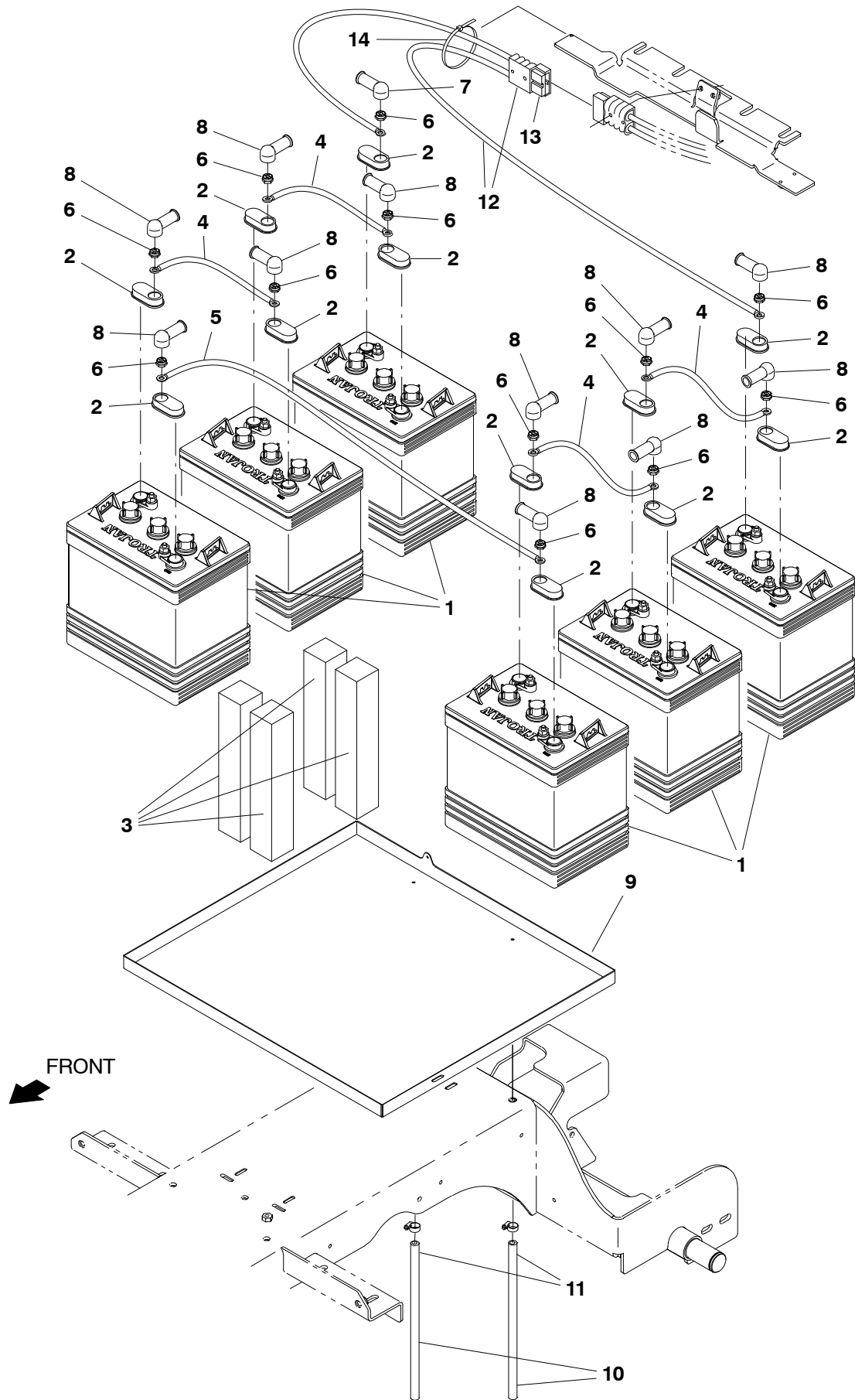


Fig. 24 – Battery Group, 240Ah

Ref.	Part No.	Serial Number	Description	Qty.	
1	222280	(10000000–19999999 )	Battery, Wet, 06vdc 0240ah	6	
2	1041030	(10000000–19999999 )	Cap, Battery	12	
3	83415	(10000000–19999999 )	Spacer, Battery, Foam, 2.00 X 2.0 X 11.0	4	
4	223355	(10000000–19999999 )	Cable, 04ga 08.0l Blk .34ring /.34ring	4	
5	223356	(10000000–19999999 )	Cable, 04ga 12.0l Blk .34ring /.34ring	1	
6	87435	(10000000–19999999 )	Nut, Hex, Flexlock, .31–18	12	
7	1016314	(10000000–19999999 )	Boot, 90deg .50id 1.00id 2.50l, Red	1	
8	611221	(10000000–19999999 )	Boot, Terminal, Battery, 25.4mm, Blk	11	
9	1201303	(10000000–19999999 )	Tray Wldt, Battery	1	
10	1006401	(10000000–19999999 )	Hose, Afmkt, Pvc, Brd, 0.50id, 03ft, Clr	1	
11	54333	(10000000–19999999 )	Clamp, Hose, Wormdrive, 0.31–0.88d, .31w	2	
▽	12	223361	(10000000–19999999 )	Cable Assy, 04ga .34ring /.34ring, 175a	1
▲	13	22892	(10000000–19999999 )	Connector, Anderson, 175a, Gray	1
14	130773	(10000000–19999999 )	Tie, Cable, Nyl, 11.0l, .14w, 3.0 Max. D	1	

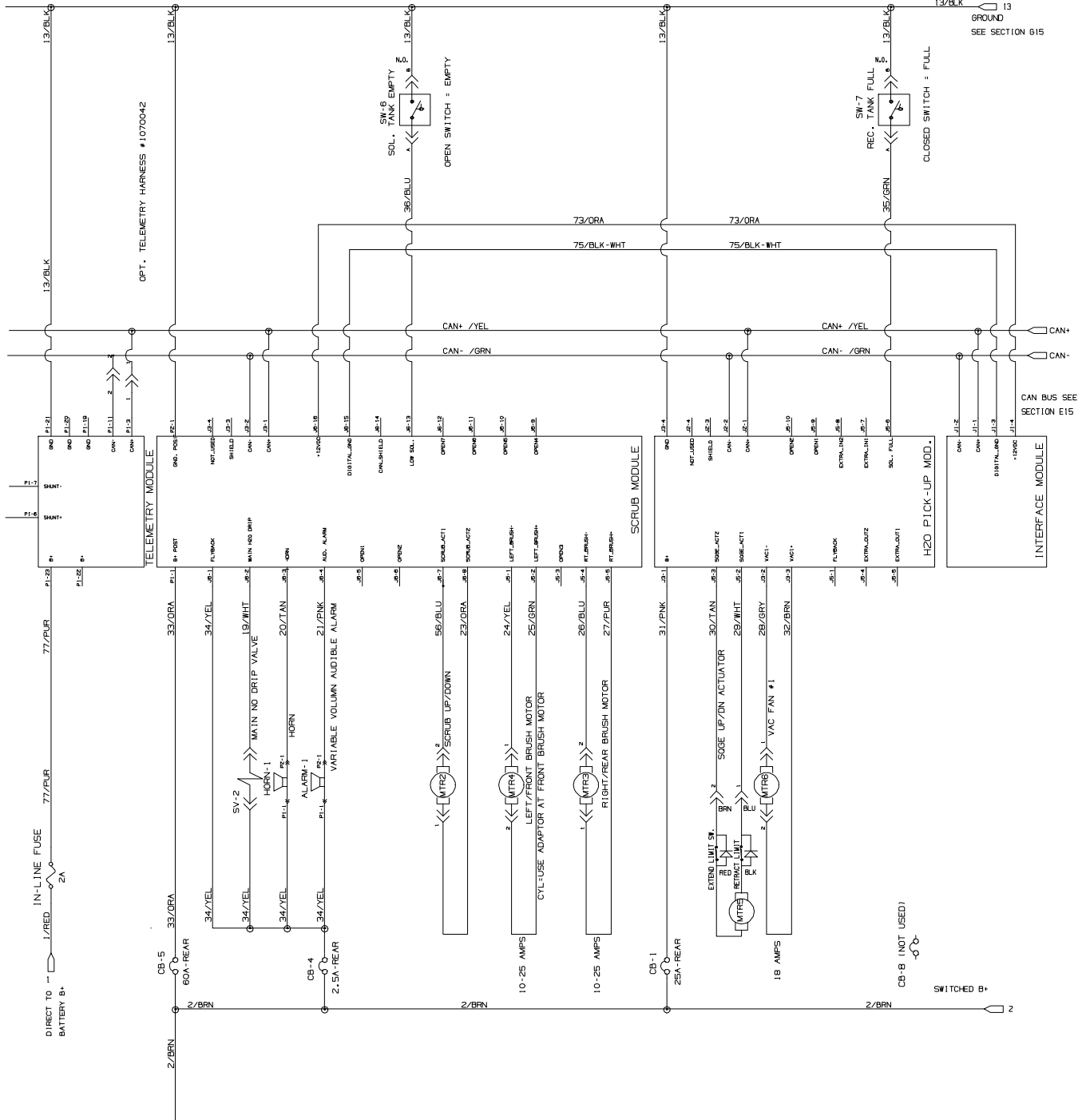


Fig. 25 – Electrical Schematic Group (S/N 1000000–10863997)

SCRUB  
MODULE

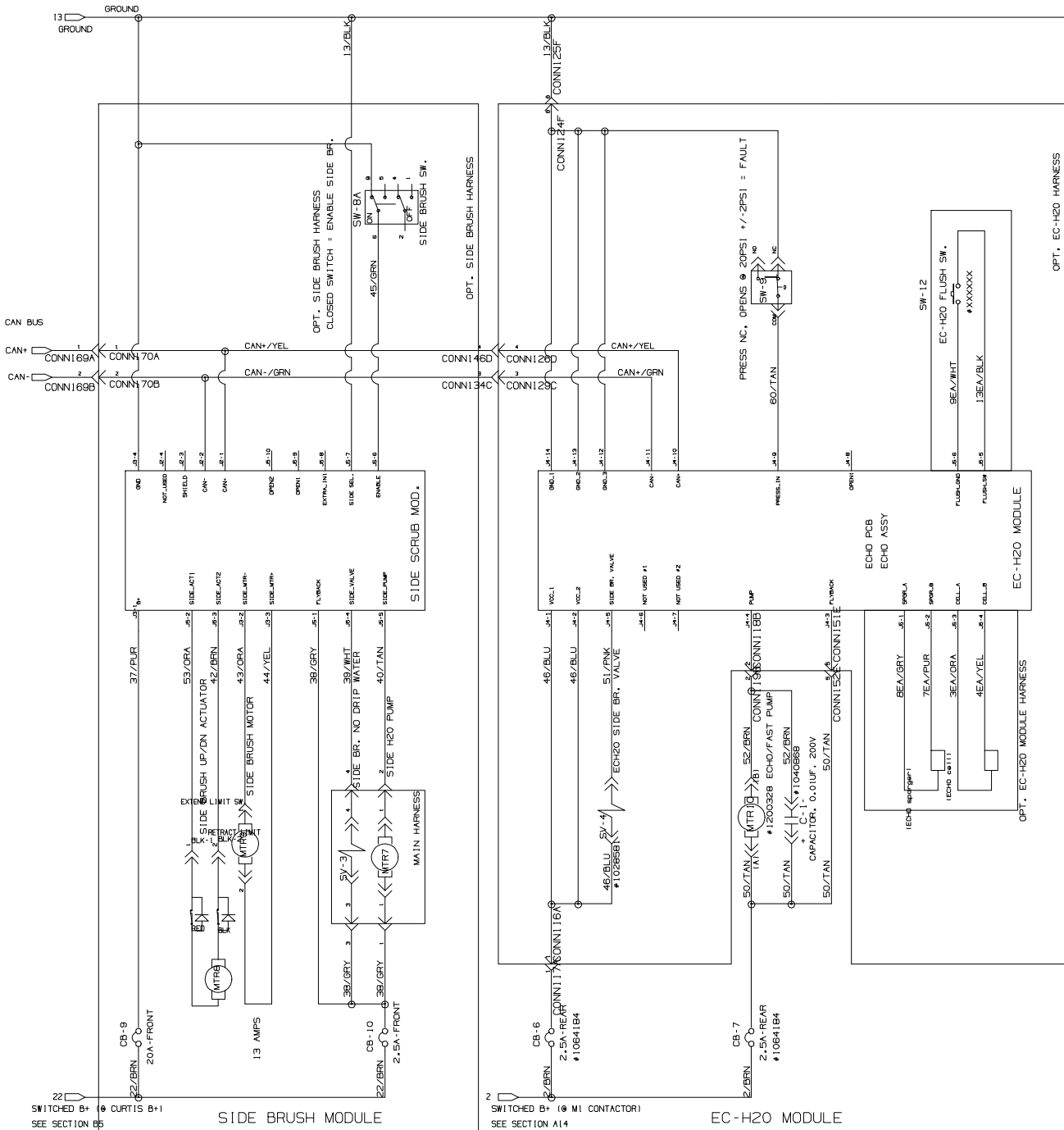
WATER PICK UP  
MODULE

USER INTERFACE  
MODULE



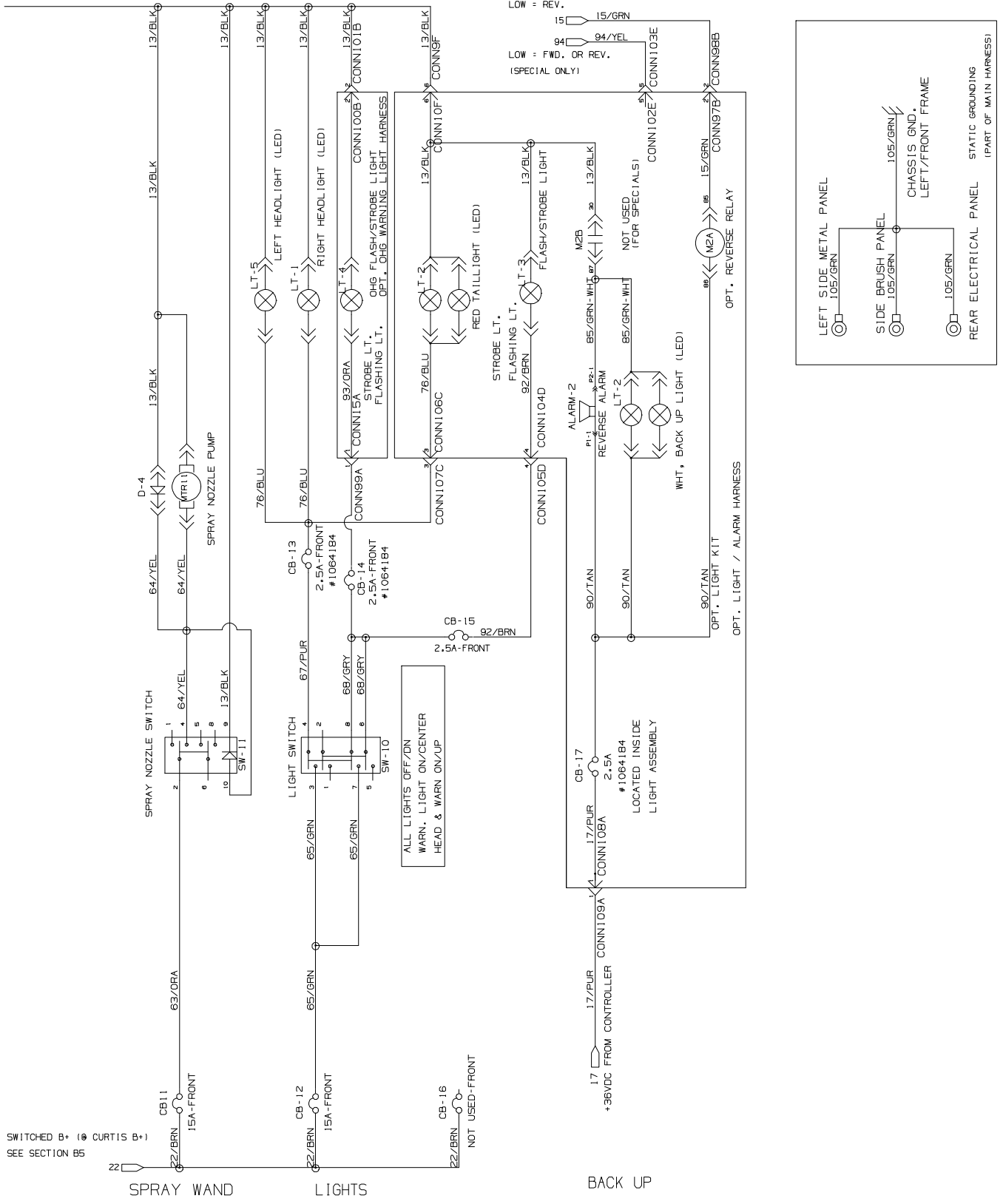
1071333 – 356358

**Fig. 25 – Electrical Schematic Group (S/N 1000000–10863997)**



1071333 – 356358

Fig. 25 - Electrical Schematic Group (S/N 1000000-10863997)



1071333 - 356358

## Fig. 26 – Electrical Schematic Group (S/N 10863998–1999999)

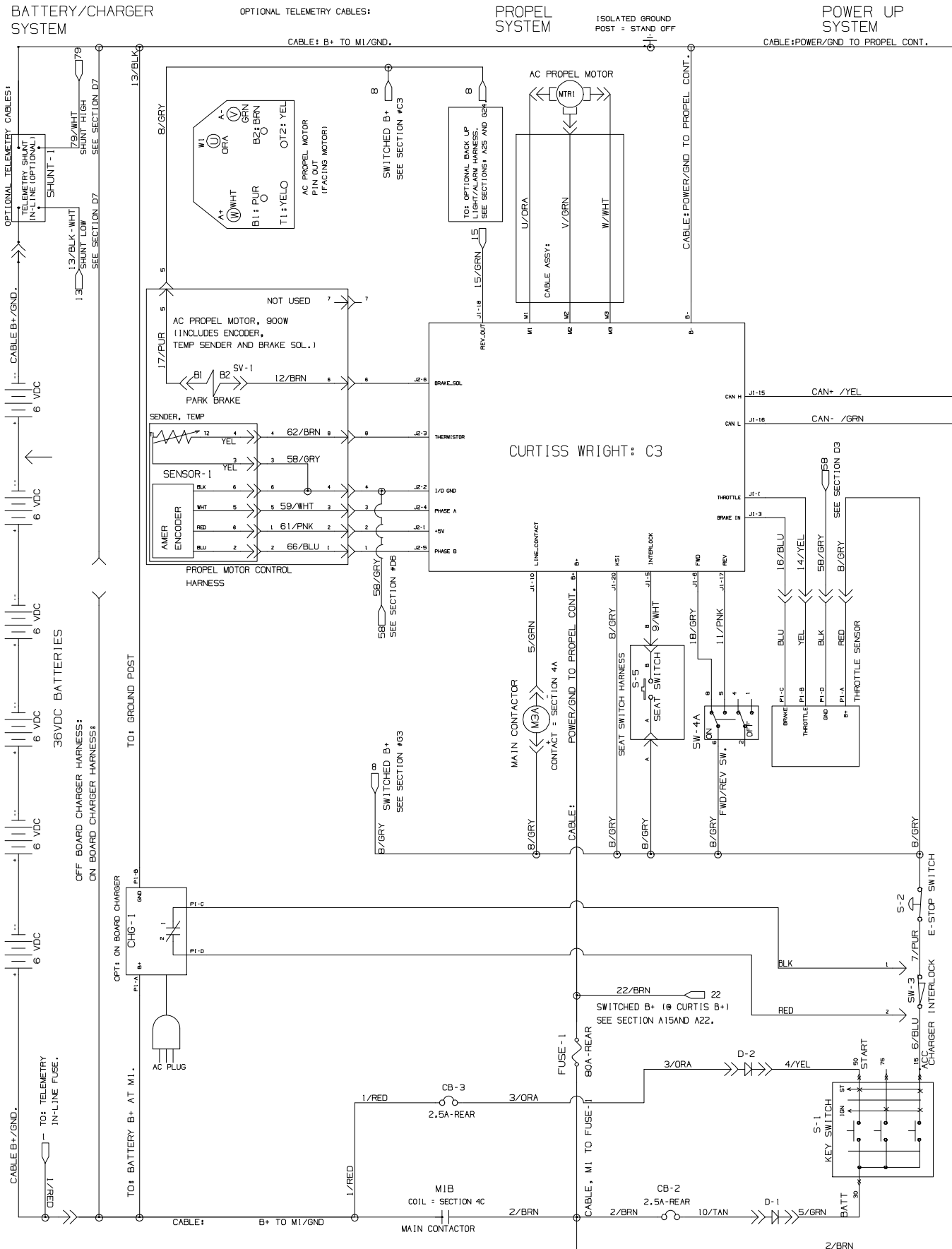


Fig. 26 – Electrical Schematic Group (S/N 10863998–19999999)

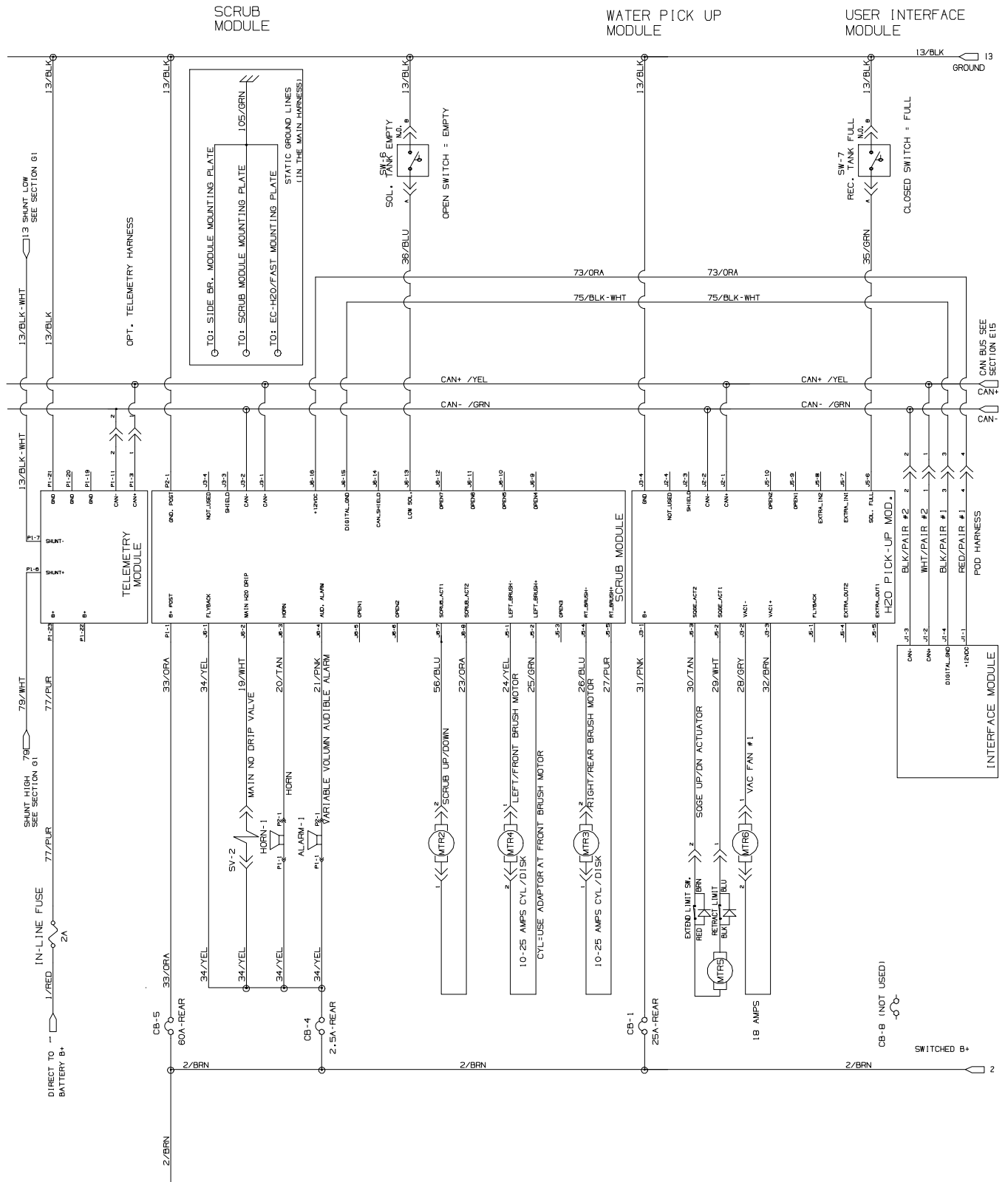
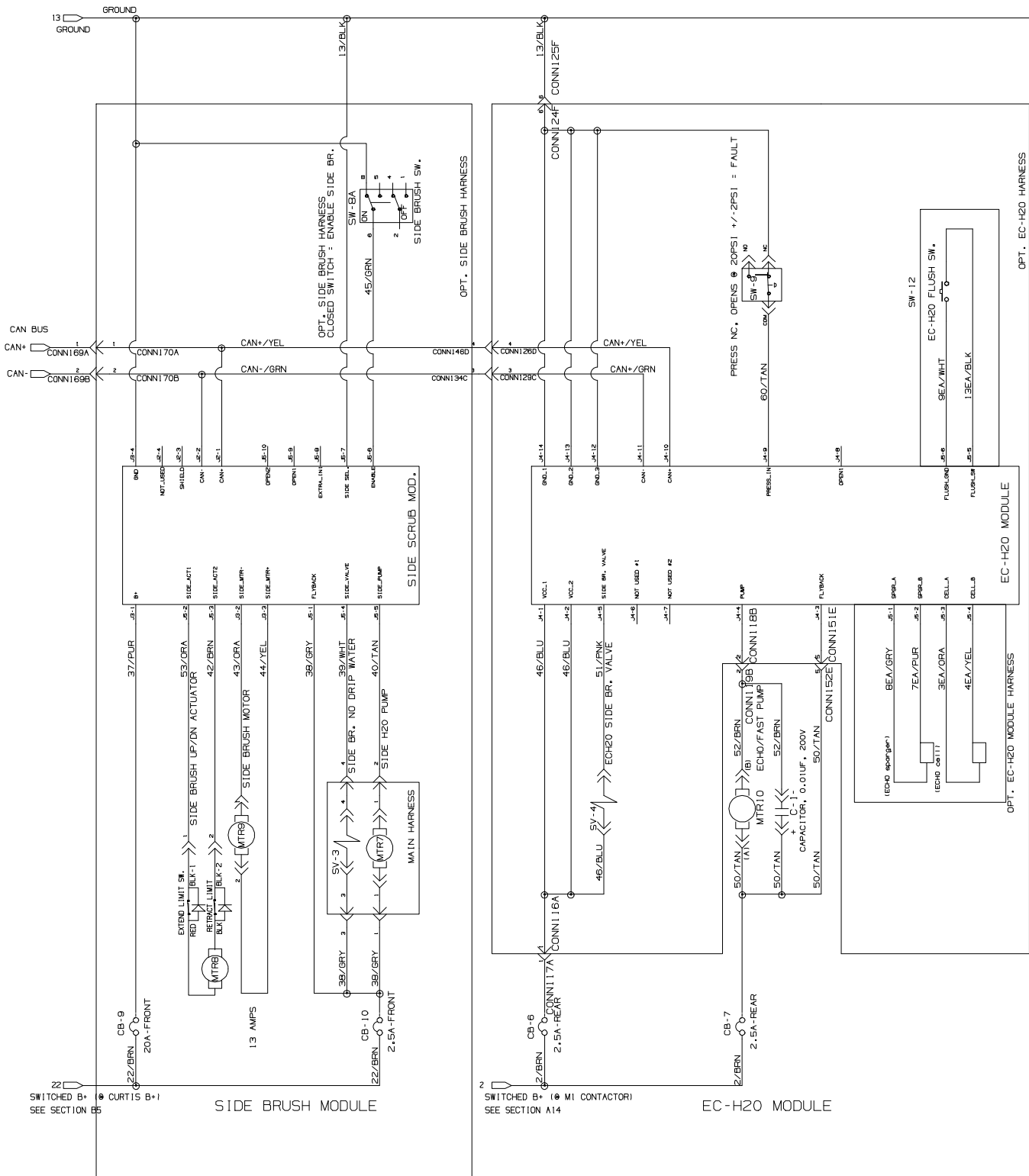


Fig. 26 – Electrical Schematic Group (S/N 10863998–19999999)





# STANDARD PARTS

**Fig. 26 – Electrical Schematic Group (S/N 10863998–1999999)**

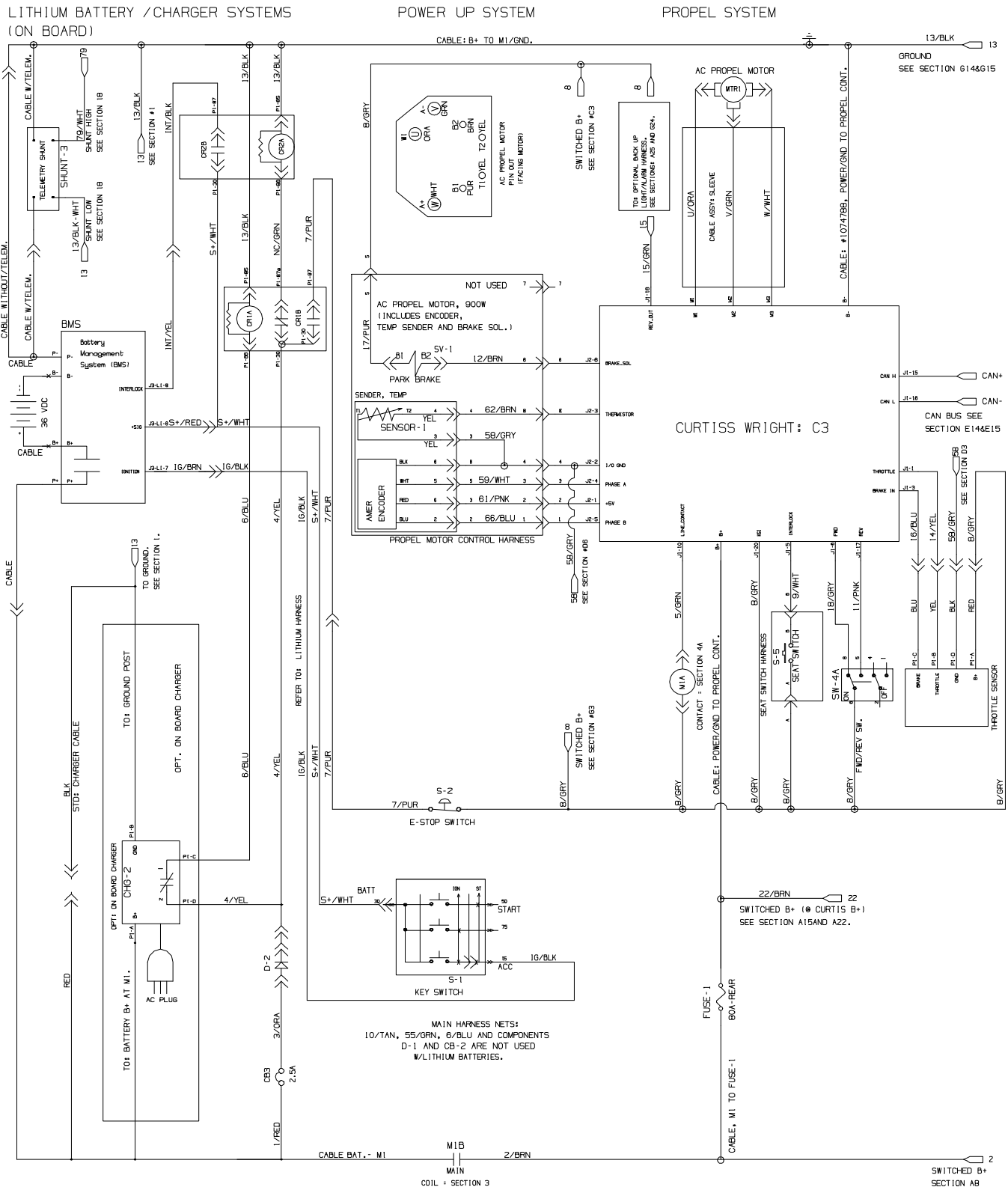


Fig. 26 – Electrical Schematic Group (S/N 10863998–19999999)

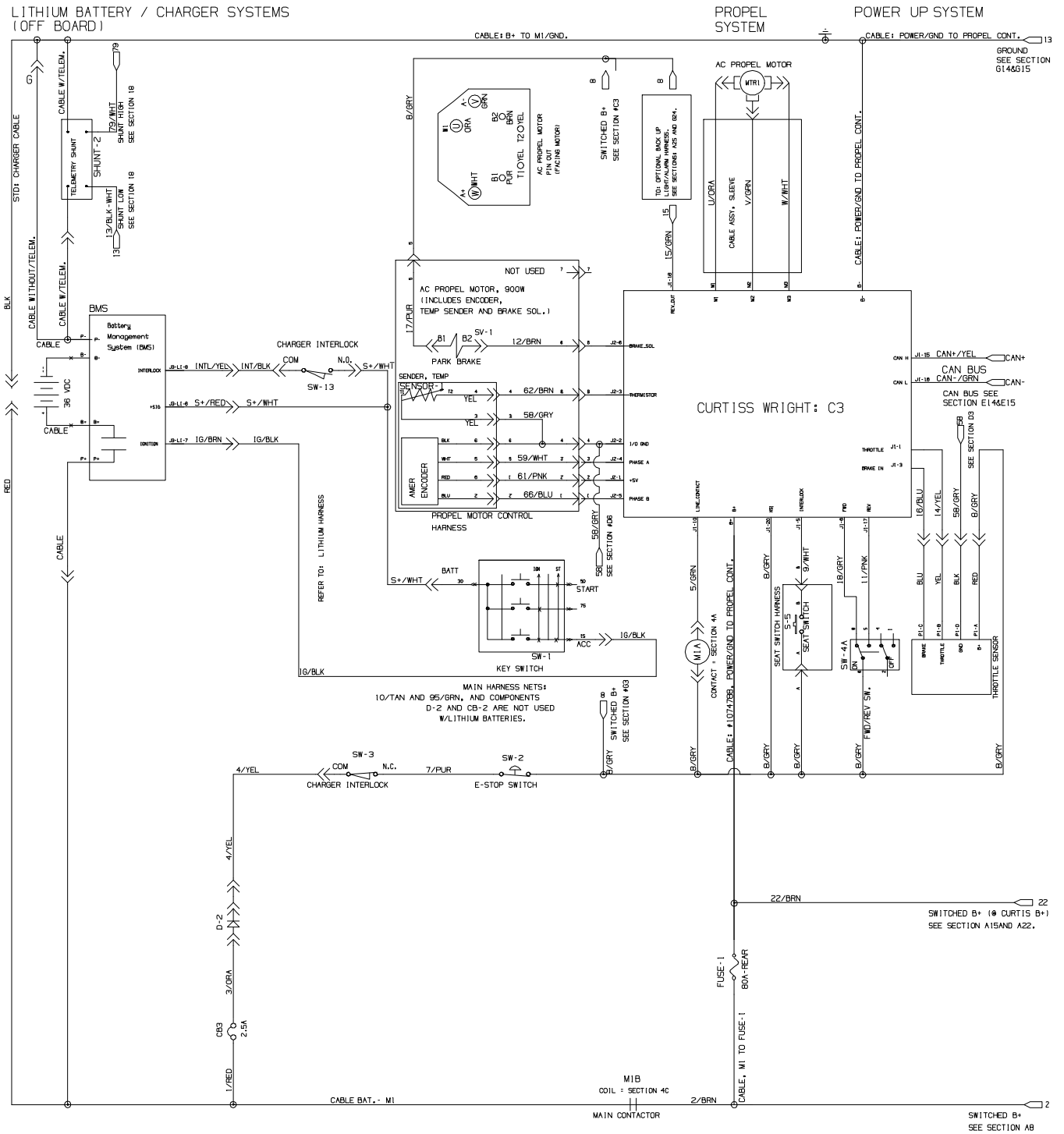
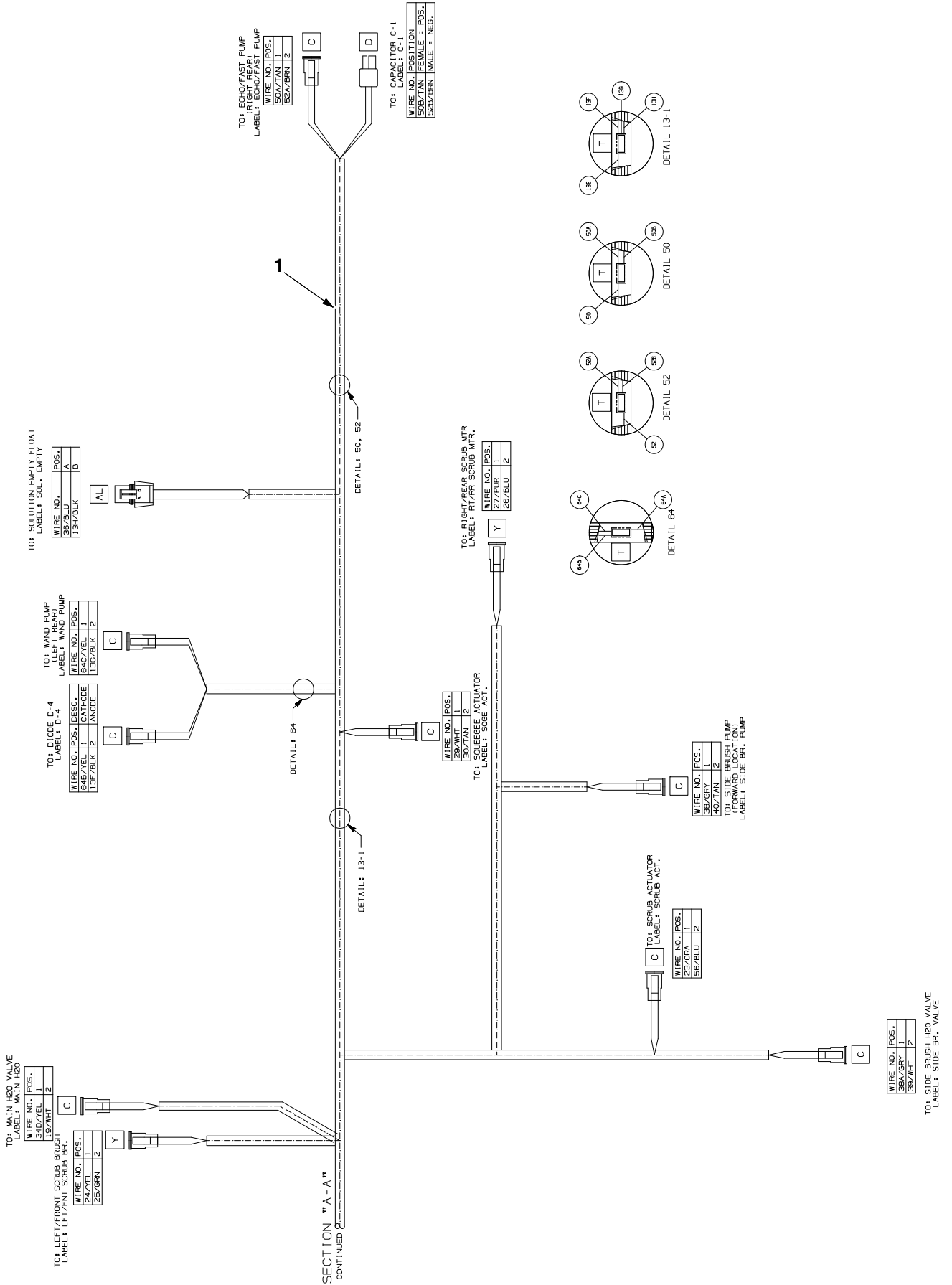




Fig. 27 - Wire Harness Group







## Fig. 27 – Wire Harnesses Group

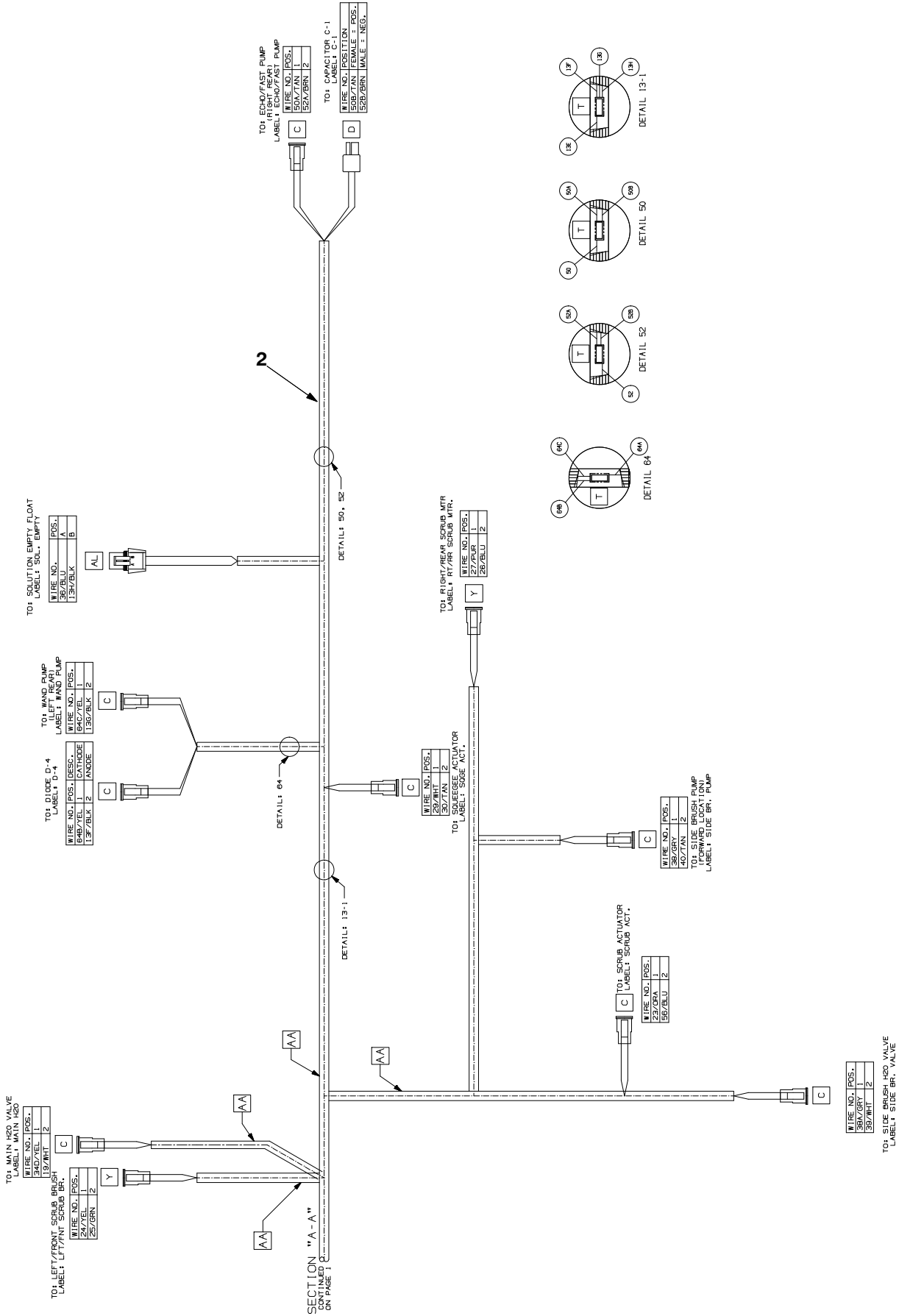




Fig. 27 – Wire Harnesses Group

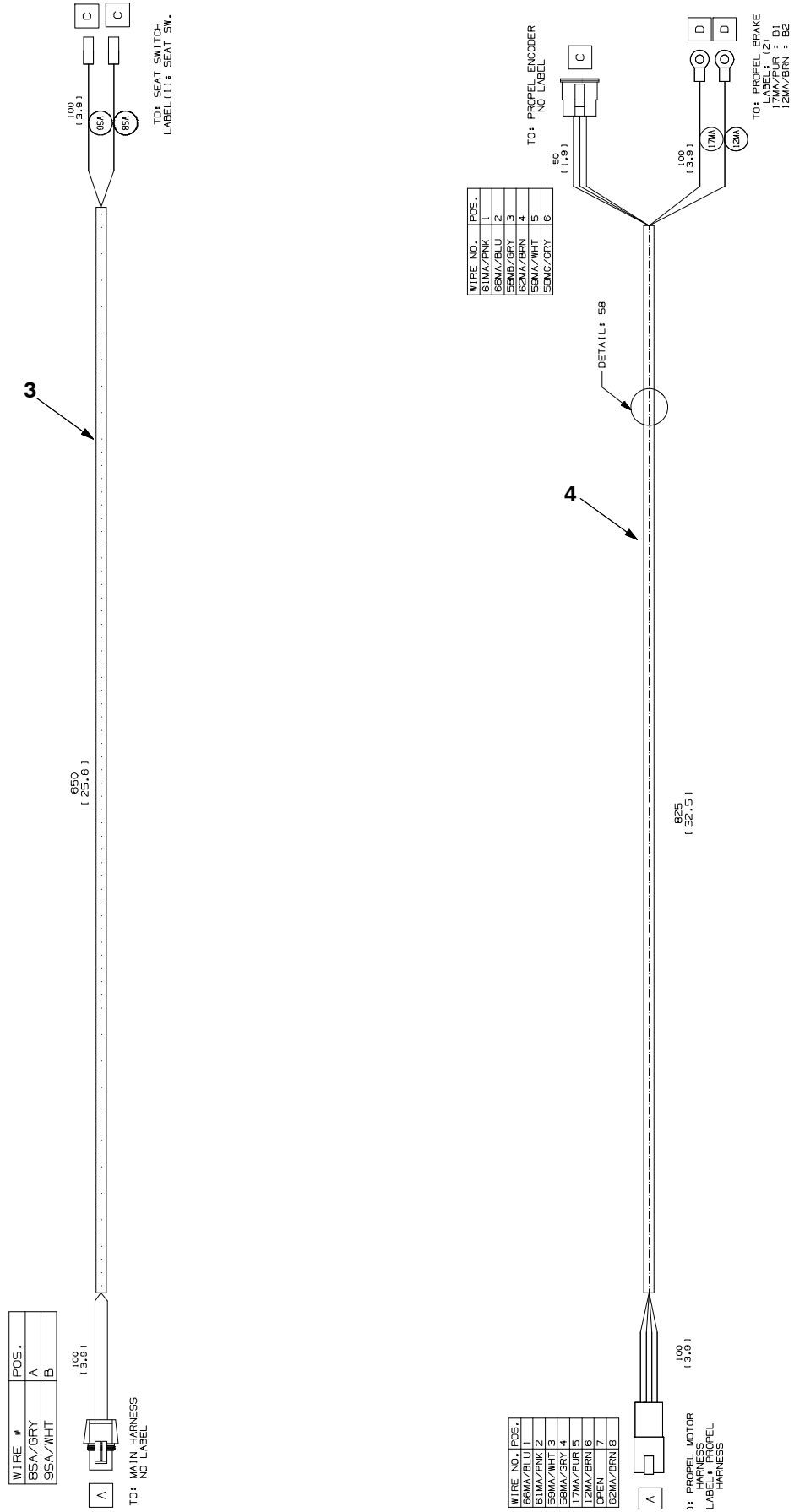


Fig. 27 – Wire Harness Group

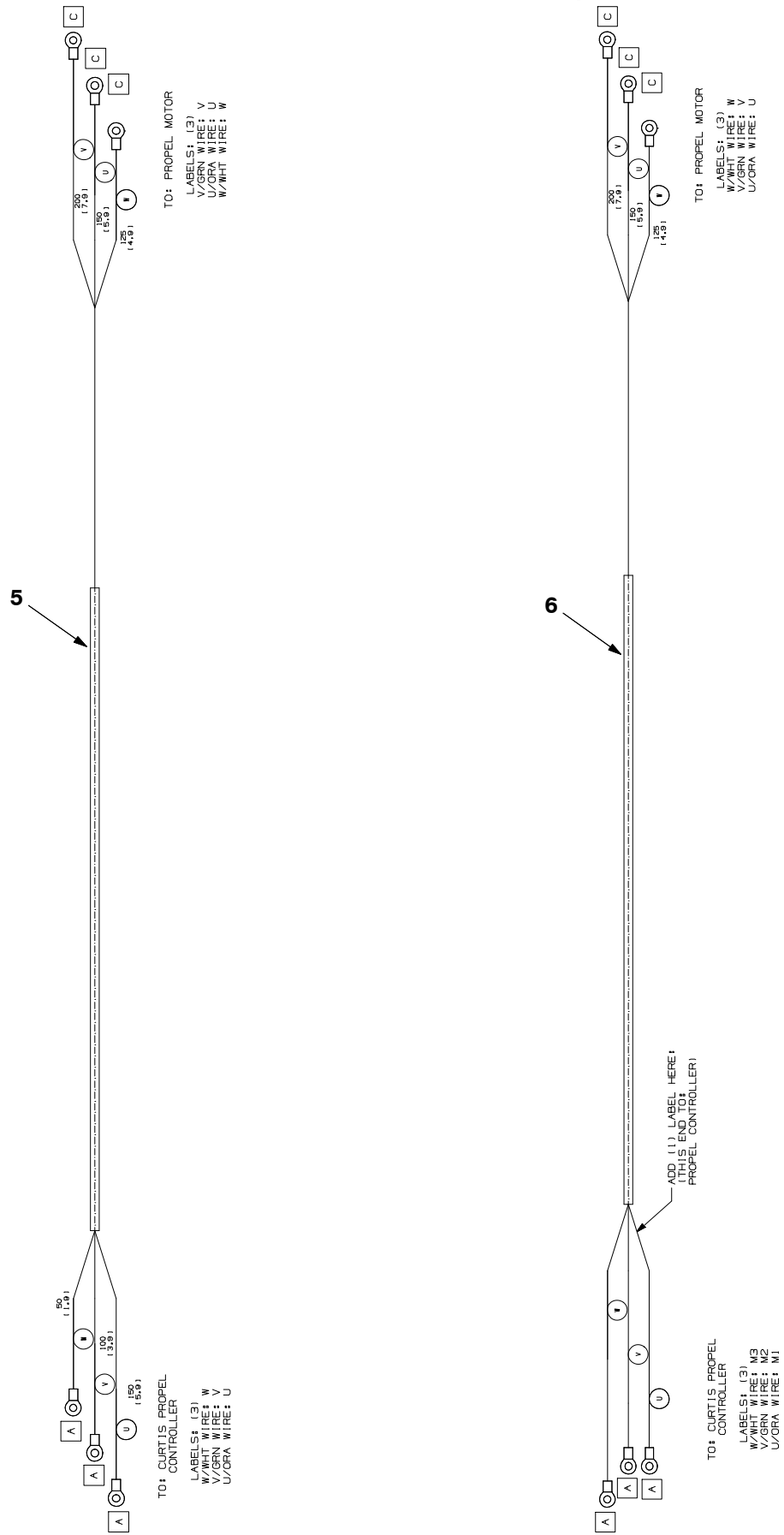


Fig. 27 - Wire Harnesses Group


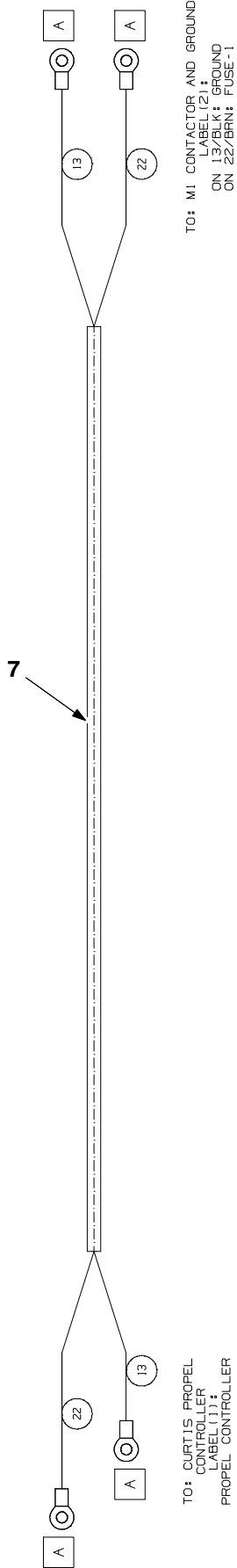
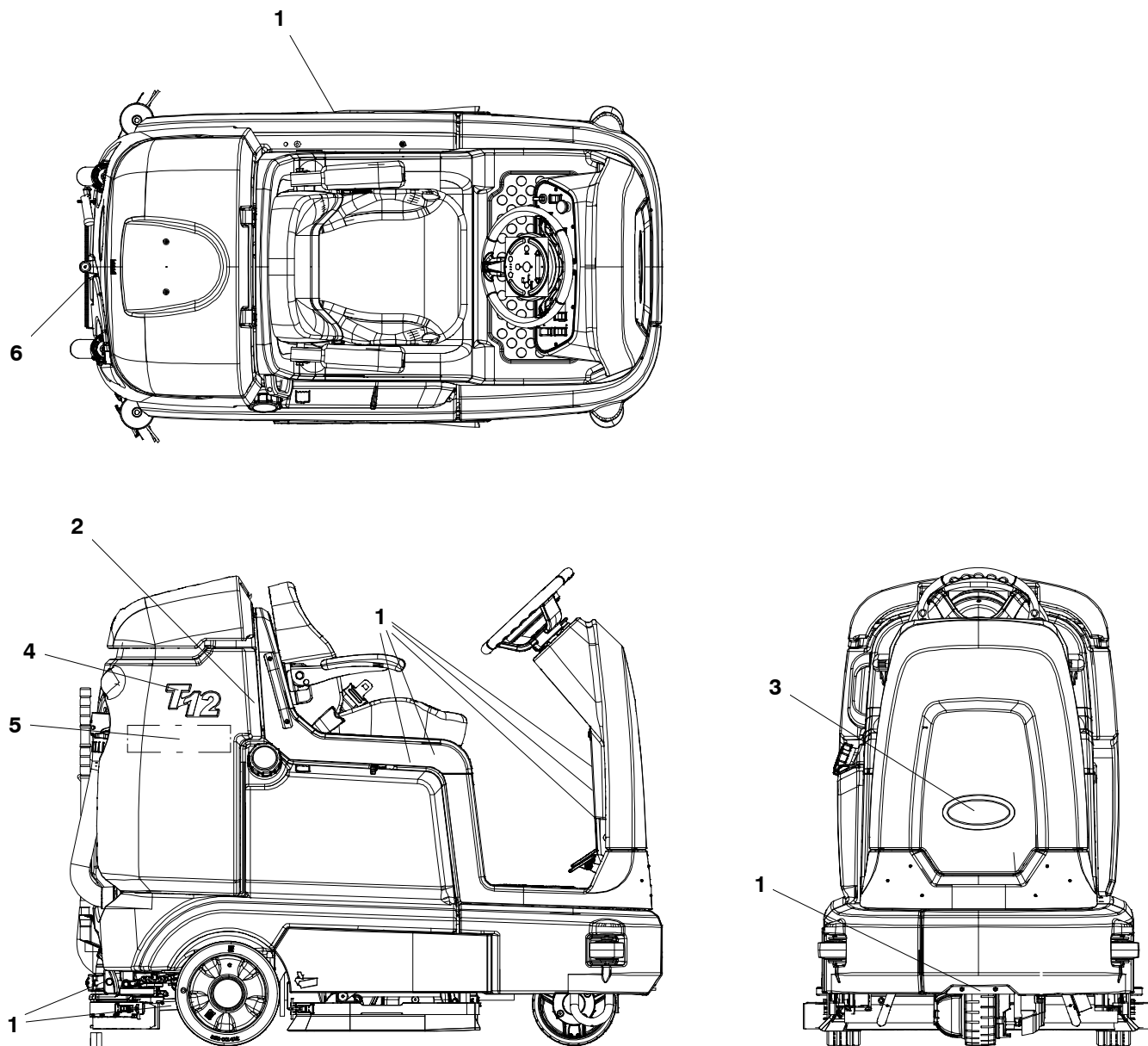


Fig. 27 – Wire Harnesses Group

Ref.	Part No.	Serial Number	Description	Qty.
1	1069346	(10000000–10863997 )	Harness, Main, Ele [T12]	1
2	1074780	(10863998–19999999 )	Harness, Main, Ele [T12]	1
3	1069745	(10000000–19999999 )	Harness. Ele, Seat [T12]	1
4	1069730	(10000000–19999999 )	Harness, Wire, Propel Motor [T12]	1
5	1070956	(10000000–10863997 )	Harness, Cable, Propel Motor [T12]	1
6	1074787	(10863998–19999999 )	Harness, Cable, Propel Motor [T12]	1
7	1069891	(10000000–10863997 )	Cable Assy, power [T12]	1
8	1074788	(10863998–19999999 )	Cable Assy, power [T12]	1

## Fig. 28 – Labels Group



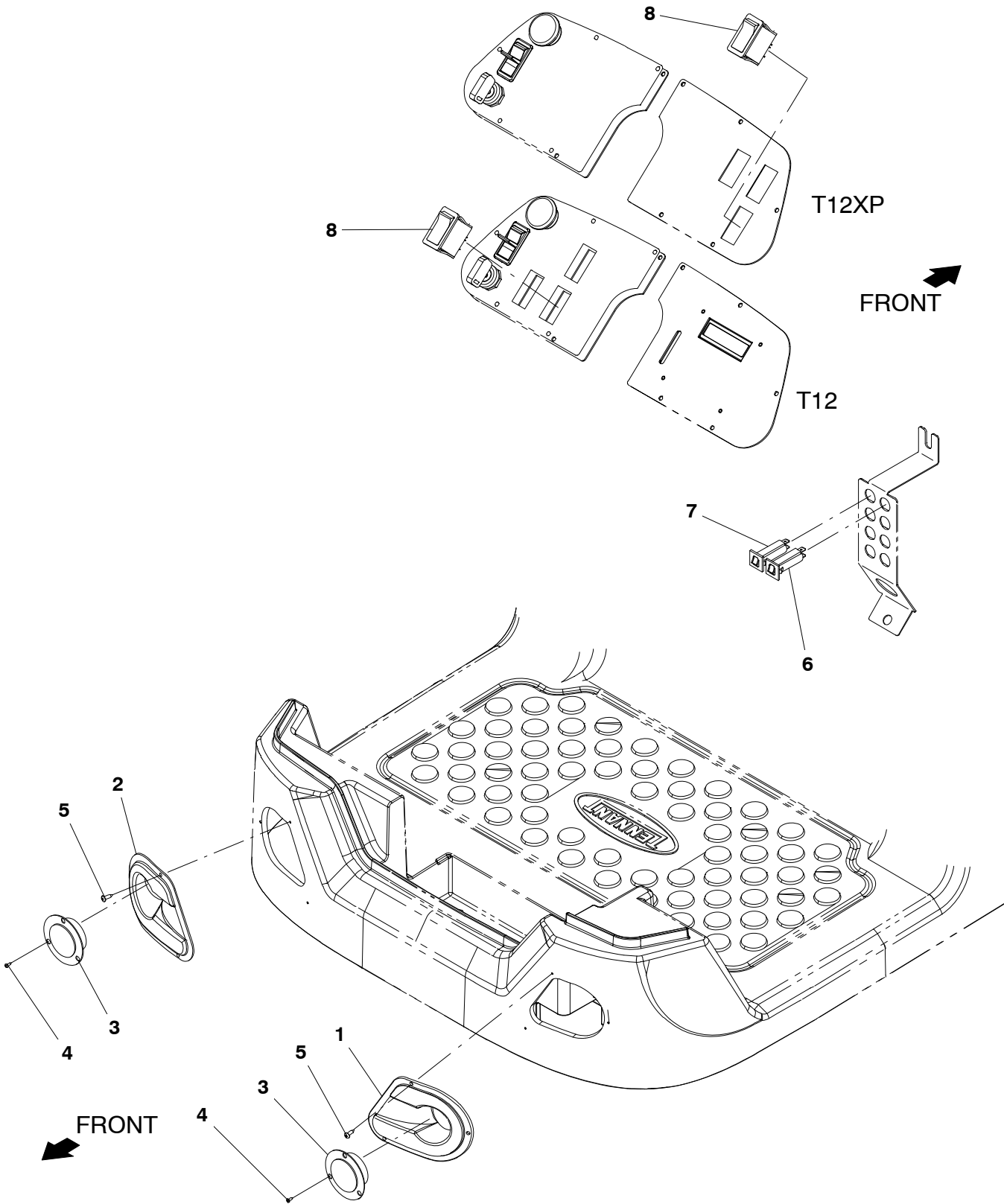
356354

Ref.	Part No.	Serial Number	Description	Qty.
1	1205741	(1000000-1999999 )	Label Set, Info/Hzrd [T12]	1
1	1205743	(1000000-1999999 )	Label Set, Info/Hzrd, Tj [T12] (Japan Only)	1
2	1205724	(1000000-1999999 )	Label, Hzrd, Flammable Matl, Na	1
2	1067120	(1000000-1999999 )	Label, Hzrd, Flammable Matl, Tj (Japan Only)	1
3	1204077	(1000000-1999999 )	Nameplate, Tennant, Domed 7.0in	1
4	1205426	(1000000-1999999 )	Label, Logo [T12]	2
5	1062813	(1000000-1999999 )	Label, Logo, 12.3l 4color [Ec-H2o]	2
6	1056578	(1000000-1999999 )	Label, Logo, 05.8L Shite / TI [Tennant]	2

# SECTION 3

Contents	Page
Fig. 1 – Headlight Group .....	3-2
Fig. 2 – Strobe Light and Backup Alarm Kit .....	3-4
Fig. 3 – Strobe Light Kit, Overhead Guard .....	3-6
Fig. 4 – Squeegee Guard Group .....	3-8
Fig. 5 – Heavy Duty Bumper Kit .....	3-10
Fig. 6 – Overhead Guard Kit .....	3-12
Fig. 7 – ec-H2O Solution Pump Group .....	3-14
Fig. 8 – ec-H2O Solution Supply Group, Side Brush .....	3-16
Fig. 9 – ec-H2O Wire Harness Group .....	3-18
Fig. 10 – Side Brush Motor and Squeegee Group	3-20
Fig. 11 – Side Brush Pivot Group .....	3-22
Fig. 12 – Side Brush Bumper and Mount Group	3-24
Fig. 13 – Side Brush Solution Supply Group .....	3-26
Fig. 14 – Side Brush Electrical Group .....	3-28
Fig. 15 – Side Brush Wire Harness Group .....	3-30
Fig. 16 – Spray Hose Kit .....	3-32
Fig. 17 – Vacuum Wand Kit .....	3-34
Fig. 18 – Telemetry Group (S/N 10000000–10967790) .....	3-36
Fig. 19 – Telemetry Group (S/N 10967791–19999999) .....	3-38
Fig. 20 – Telemetry Group, Lithium-Ion Battery (S/N 10967791–19999999) .....	3-40
Fig. 21 – Battery Group, 36V 360Ah .....	3-42
Fig. 22 – Battery Group, Lithium-Ion, 36V, 10.2 Kwh .....	3-44
Fig. 23 – Battery Group, Lithium-Ion, 36V, 8.2 Kwh .....	3-46
Fig. 24 – Battery Group, Lithium-Ion, 36V, 4.1 Kwh .....	3-48
Fig. 25 – Lithium-Ion Battery Lifting Kit .....	3-50
Fig. 26 – Battery Charger Group .....	3-51
Fig. 27 – Battery Charger Group, International Only .....	3-52
Fig. 28 – Battery Charger Group .....	3-53
Fig. 29 – On-Board Charger Kit .....	3-54
Fig. 30 – On-Board Charger Group, International .....	3-56
Fig. 31 – On-Board Battery Charger Group, Lithium-Ion .....	3-58
Fig. 32 – Battery Charger Group, Lithium-Ion ..	3-60
Fig. 33 – Flow-Rite™ Battery Water Manifold Kit .....	3-61
Fig. 34 – Hydrolink® Battery Watering System Kit .....	3-62
Fig. 35 – Transport Group .....	3-63
Fig. 36 – Fire Extinguisher Group .....	3-64
Fig. 37 – Documentation Group .....	3-65

Fig. 1 - Headlight Group



**Fig. 1 – Headlight Group**

<b>Ref.</b>	<b>Part No.</b>	<b>Serial Number</b>	<b>Description</b>	<b>Qty.</b>
1	1202870	(10000000–19999999 )	Bezel, Headlight, Lh [W/Inserts]	1
2	1202892	(10000000–19999999 )	Bezel, Headlight, Rh [W/Inserts]	1
3	9008182	(10000000–19999999 )	Light Assy, Pre–Sweep, Afmkt	2
4	06920	(10000000–19999999 )	Screw, Pan, Phl, M3 X 0.50 X 10, 4.8	6
5	140825	(10000000–19999999 )	Screw, Pan, Phl, 06 X 0.50, Fmg/Ab, Blk	6
6	1064184	(10000000–19999999 )	Circuitbreaker, 02.5a, Resetable	1
7	1064188	(10000000–19999999 )	Circuitbreaker, 15.0a, Resetable	1
8	377084	(10000000–19999999 )	Switch, Rocker, Prgrsv	1

Fig. 2 - Strobe Light and Backup Alarm Kit

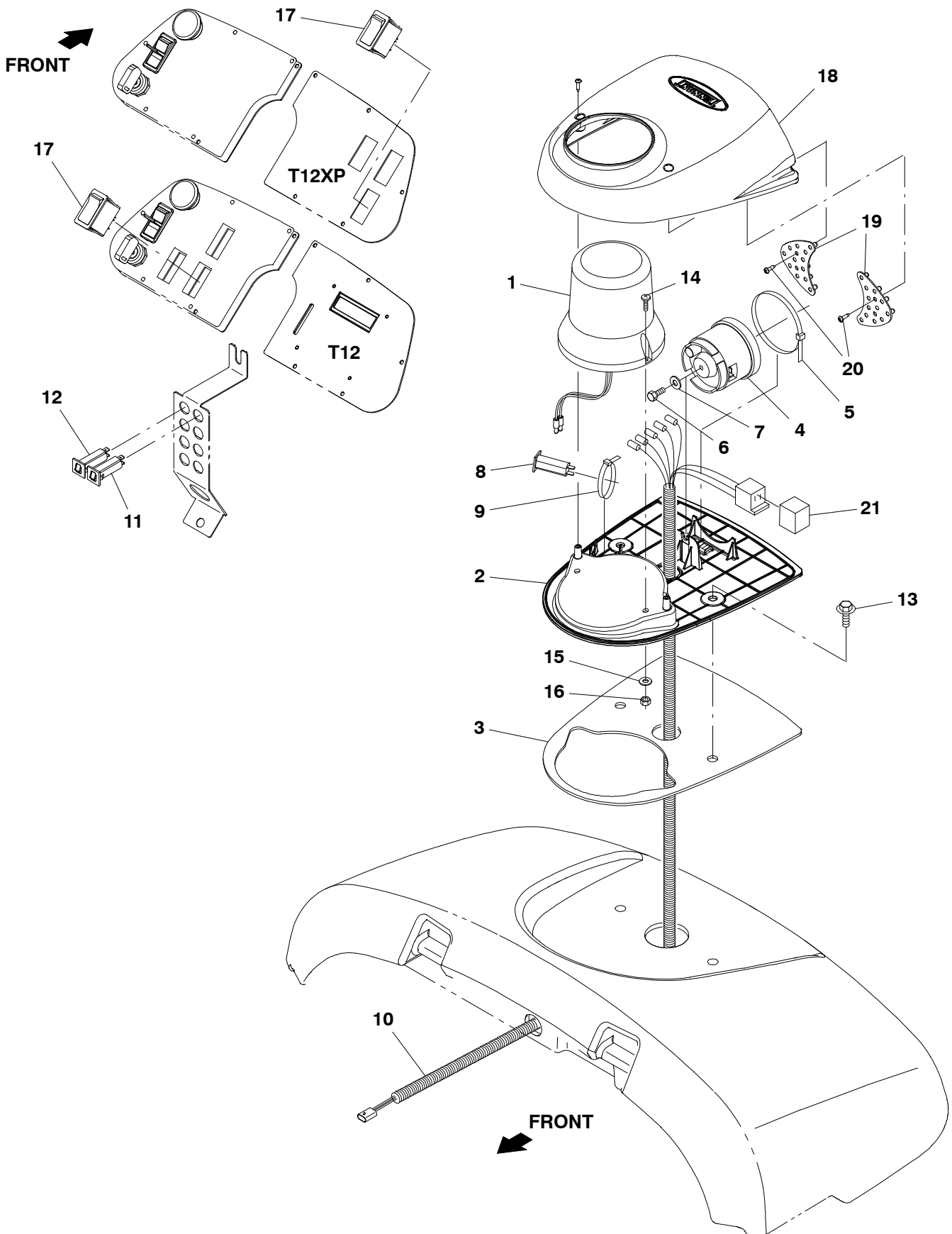


Fig. 2 – Strobe Light and Backup Alarm Kit

Ref.	Part No.	Serial Number	Description	Qty.
▽	9010353	(10000000-19999999 )	Light kit, Strobe, Module, Ci [T12]	1
▲	1 1075296	(10000000-19999999 )	Light, Flsh, 12Vdc, Amb, Rwk	1
▲	2 1059938	(10000000-19999999 )	Base, Module, Light	1
▲	3 1063263	(10000000-19999999 )	Gasket, Base, Module	1
▲	4 1058694	(10000000-19999999 )	Alarm, Backup, 12-48vdc, Adj	1
▲	5 49263	(10000000-19999999 )	Tie, Cable, Nyl, 11.4l .19w 3.0 Max D	1
▲	6 19315	(10000000-19999999 )	Screw, Hex, .25-20 X 0.50, G5	1
▲	7 32483	(10000000-19999999 )	Washer, Flat, 0.25, Sae	1
▲	8 1064184	(10000000-19999999 )	Circuitbreaker, 02.5a, Resetable	1
▲	9 49266	(10000000-19999999 )	Tie, Cable, Nyl, 07.3l .19w 1.8 Max D	1
▲	10 1056979	(10000000-19999999 )	Harness, Wire, Alarm / Light [T16]	1
▲	11 1064184	(10000000-19999999 )	Circuitbreaker, 02.5a, Resetable	1
▲	12 1064188	(10000000-19999999 )	Circuitbreaker, 15.0a, Resetable	1
▲	13 1020341	(10000000-19999999 )	Screw, Hex, M8 X 1.25 X 20, Ss, Sems	2
▲	14 06933	(10000000-19999999 )	Screw, Pan, Phl, M5 X 0.80 X 16, 4.8	2
▲	15 19066	(10000000-19999999 )	Washer, Flat, 0.25b 0.56d .05, Pl, 10	2
▲	16 06549	(10000000-19999999 )	Nut, Hex, Lock, M5 X 0.80, NI	2
▲	17 377084	(10000000-19999999 )	Switch, Rocker, Prgrsv	1
▲	18 1062106	(10000000-19999999 )	Cover, Module, Light	1
▲	19 1059342	(10000000-19999999 )	Light Assy, Led	1
▲	20 222267	(10000000-19999999 )	Screw, Pan, Phl, 06-20 X 0.50, Fmg/Ab	6
▲	21 398526	(10000000-19999999 )	Relay, 36Vdc, 005A, Spdt No [Greenwich]	1

Fig. 3 – Strobe Light Kit, Overhead Guard

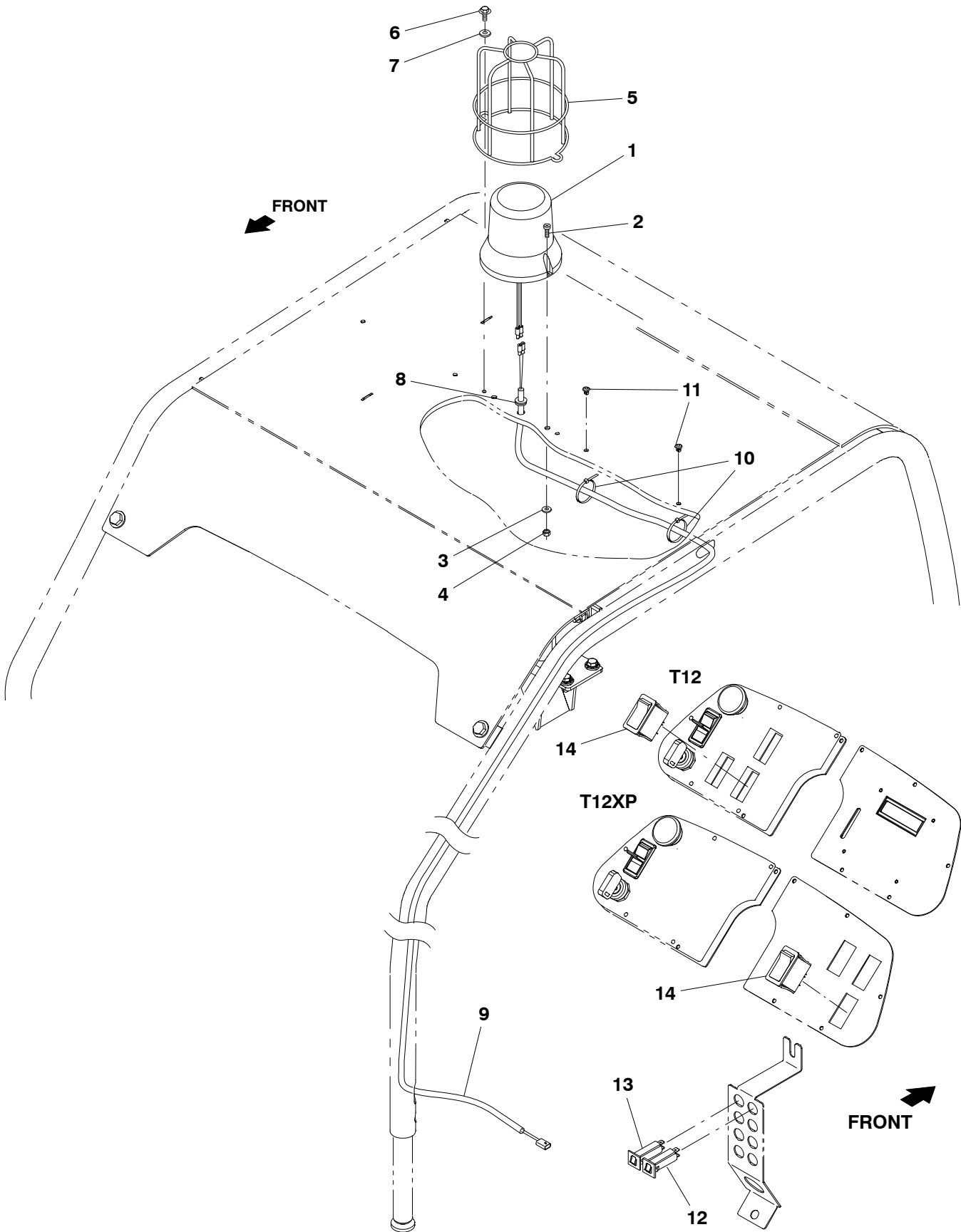


Fig. 3 – Strobe Light Kit, Overhead Guard

	Ref.	Part No.	Serial Number	Description	Qty.
▽		9010351	(10000000-19999999 )	Light Kit, Warning, Ohg, Ci [T12]	1
▲	1	1075296	(10000000-19999999 )	Light, Flsh, 12Vdc, Amb, Rwk	1
▲	2	06933	(10000000-19999999 )	Screw, Pan, Phl, M5 X 0.80 X 16, 4.8	2
▲	3	19066	(10000000-19999999 )	Washer, Flat, 0.25b 0.56d .05, Pl, 10	2
▲	4	06549	(10000000-19999999 )	Nut, Hex, Lock, M5 X 0.80, NI	2
▲	5	1039392	(10000000-19999999 )	Guard, Light, Revl / Strobe	1
▲	6	74455	(10000000-19999999 )	Screw, Hex, M6 X 1.00 X 12, Fmg	2
▲	7	32490	(10000000-19999999 )	Washer, Flat, 0.25, Std	2
▲	8	10632-2	(10000000-19999999 )	Grommet, Rbr, 0.62id, F/0.9h, .12 Matl	1
▲	9	1069746	(10000000-19999999 )	Harness, Ele, Ohg [T12]	1
▲	10	130773	(10000000-19999999 )	Tie, Cable, Nyl, 11.0l, .14w, 3.0 Max. D	2
▲	11	1202868	(10000000-19999999 )	Clip, Tie, 0.25d, Plstc	2
▲	12	1064184	(10000000-19999999 )	Circuitbreaker, 02.5a, Resetable	1
▲	13	1064188	(10000000-19999999 )	Circuitbreaker, 15.0a, Resetable	1
▲	14	377084	(10000000-19999999 )	Switch, Rocker, Prgrsv	1

Fig. 4 – Squeegee Guard Group

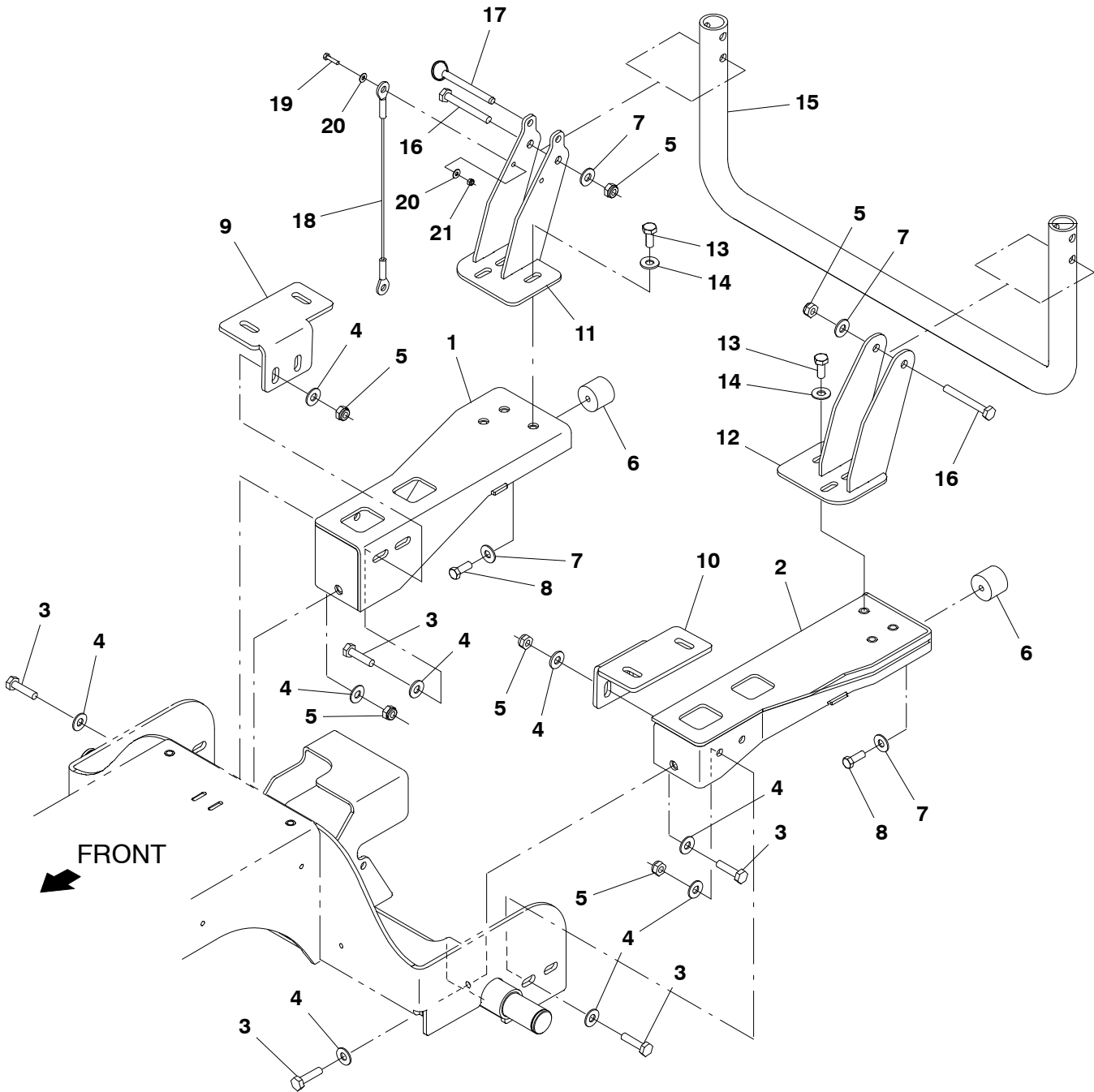
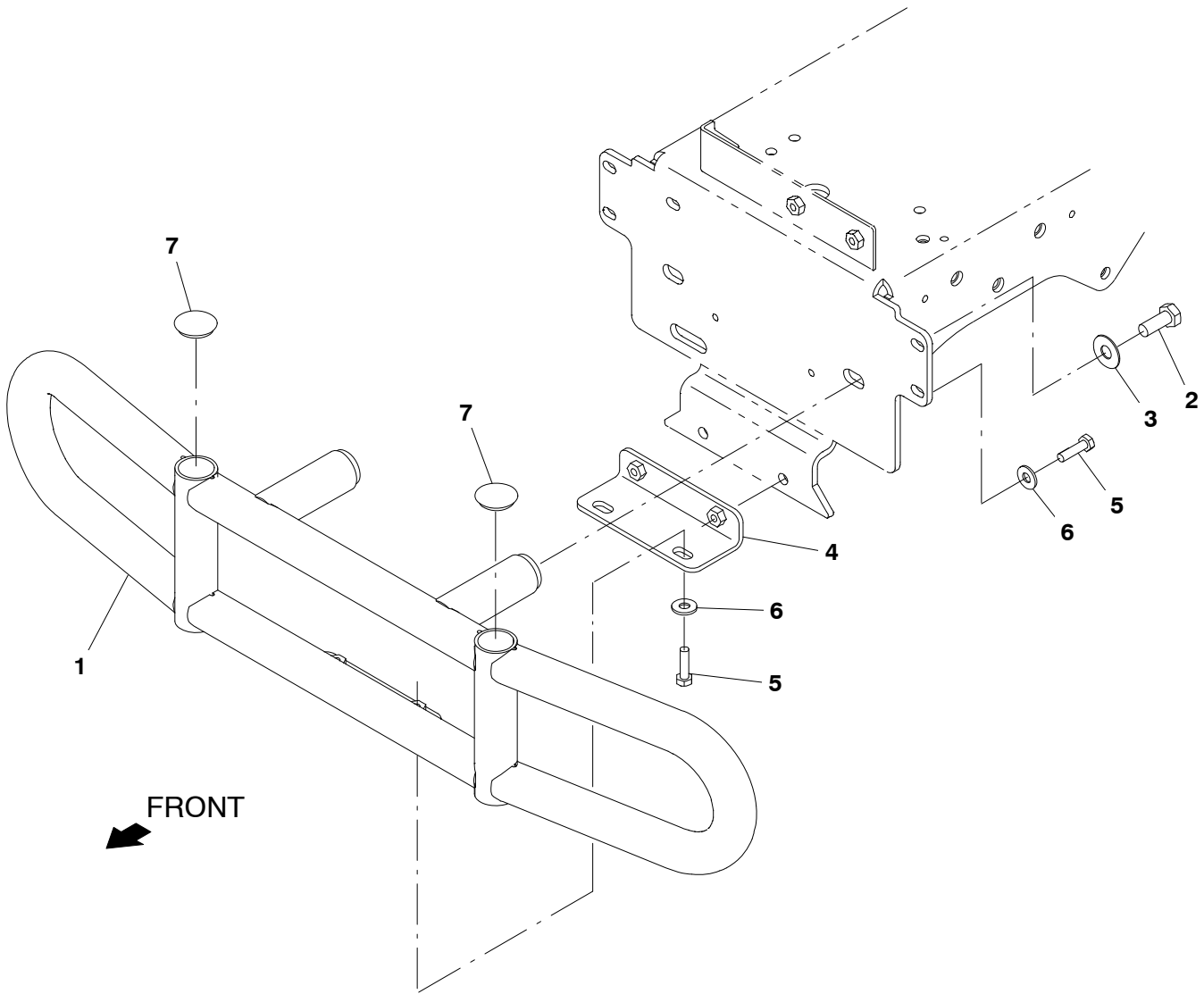


Fig. 4 – Squeegee Guard Group

Ref.	Part No.	Serial Number	Description	Qty.
1	1201496	(10000000-19999999 )	Channel Wldt, Bumper, Rh	1
2	1201503	(10000000-19999999 )	Channel Wldt, Bumper, Lh	1
3	12317	(10000000-19999999 )	Screw, Hex, M10 X 1.50 X 30, Ss	10
4	01686	(10000000-19999999 )	Washer, Flat, 0.44b 1.00d .08, Ss	18
5	08714	(10000000-19999999 )	Nut, Hex, Lock, M10 X 1.5, NI, Ss	8
6	1024977	(10000000-19999999 )	Bumper, Ure, 1.50d 1.25l	2
7	32492	(10000000-19999999 )	Washer, Flat, 0.38, Std	4
8	69225	(10000000-19999999 )	Screw, Hex, .38-16 X 1.00, Ss	2
9	1201499	(10000000-19999999 )	Bracket, Support, Tank, Rh	1
10	1201504	(10000000-19999999 )	Bracket, Support, Tank, Lh	1
11	1202246	(10000000-19999999 )	Support Wldt, Guard, Rh	1
12	1202247	(10000000-19999999 )	Support Wldt, Guard, Lh	1
13	09028	(10000000-19999999 )	Screw, Hex, M10 X 1.50 X 25, Ss	6
14	01685	(10000000-19999999 )	Washer, Flat, 0.38b 0.88d .08, Ss	6
15	1204847	(10000000-19999999 )	Tube, Guard, Pntd	1
16	06965	(10000000-19999999 )	Screw, Hex, M10 X 1.50 X 80, 8.8	2
17	369359	(10000000-19999999 )	Pin, Hitch, .375d X 3.12l, PI	1
18	19676	(10000000-19999999 )	Cable, Glv .09d 013.0l .38eye /.38eye	1
19	09252	(10000000-19999999 )	Screw, Hex, M5 X 0.80 X 20, 8.8	1
20	01683	(10000000-19999999 )	Washer, Flat, 10, Ss	2
21	09739	(10000000-19999999 )	Nut, Hex, Lock, M5 X 0.80, NI, Ss	1

Fig. 5 - Heavy Duty Bumper Kit

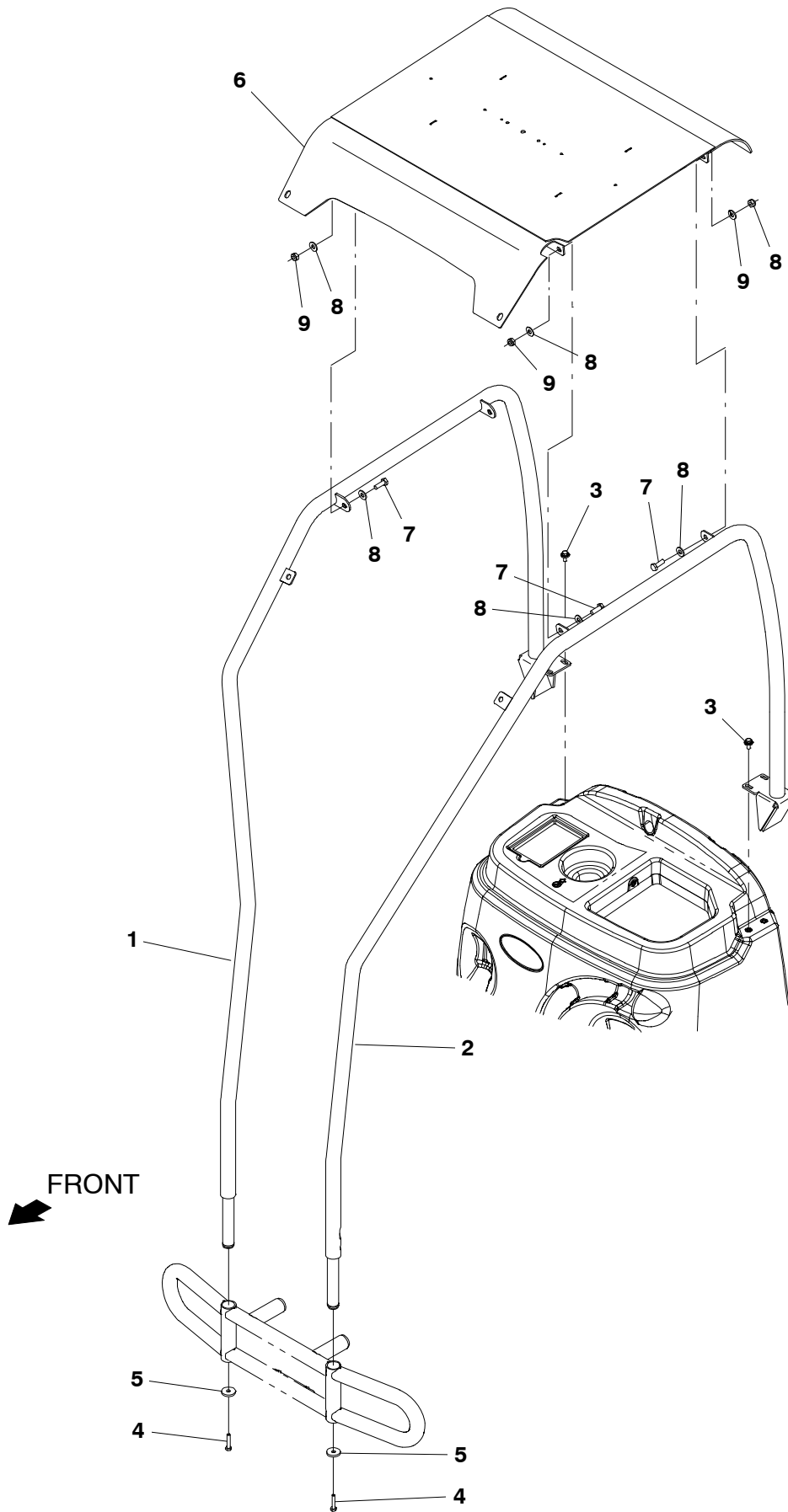


**Fig. 5 – Heavy Duty Bumper Kit**

*NOTE: Overhead Guard Kit (including Heavy Duty Bumper), Tennant Part Number 9009861, includes; Fig. 5 and Fig. 6.*

	<b>Ref.</b>	<b>Part No.</b>	<b>Serial Number</b>	<b>Description</b>	<b>Qty.</b>
▽		9009857	(10000000–19999999 )	Bumper Kit, Front, Hd, Ci [T12]	1
▲	1	1201452	(10000000–19999999 )	Tube Wldt, Bmpr	1
▲	2	12309	(10000000–19999999 )	Screw, Hex, M12 X 1.75 X 30, Ss	2
▲	3	140045	(10000000–19999999 )	Washer, Flat, 0.51b 1.25d .06, Ss	2
▲	4	1201061	(10000000–19999999 )	Bracket Wldt, Bumper	1
▲	5	09011	(10000000–19999999 )	Screw, Hex, M8 X 1.25 X 30, Ss	4
▲	6	01685	(10000000–19999999 )	Washer, Flat, 0.38b 0.88d .08, Ss	4
▲	7	1010399	(10000000–19999999 )	Plug, Hole, Rnd, 1.25h .18, Blk Stl	2

Fig. 6 - Overhead Guard Kit



**Fig. 6 – Overhead Guard Kit**

*NOTE: Overhead Guard Kit (including Heavy Duty Bumper), Tennant Part Number 9009861, includes; Fig. 5 and Fig. 6.*

	<b>Ref.</b>	<b>Part No.</b>	<b>Serial Number</b>	<b>Description</b>	<b>Qty.</b>
▽		9009848	(10000000–19999999 )	Ohg Kit W/O Bumper, Ci [T12]	1
▲	1	1201550	(10000000–19999999 )	Tube Wldt, Guard, Rh	1
▲	2	1201357	(10000000–19999999 )	Tube Wldt, Guard, Lh	1
▲	3	1020341	(10000000–19999999 )	Screw, Hex, M8 X 1.25 X 20, Ss, Sems	4
▲	4	09023	(10000000–19999999 )	Screw, Hex, M8 X 1.25 X 35, Fl, Ss	2
▲	5	46983	(10000000–19999999 )	Washer, Flat, 0.39b 1.38d .19, Stl, Pl	2
▲	6	1201247	(10000000–19999999 )	Guard Wldt, Top, Ohg	1
▲	7	03192	(10000000–19999999 )	Screw, Hex, M10 X 1.50 X 30, 8.8	4
▲	8	32492	(10000000–19999999 )	Washer, Flat, 0.38, Std	8
▲	9	41430	(10000000–19999999 )	Nut, Hex, Lock, M10 X 1.5, NI	4

Fig. 7 - ec-H2O Solution Pump Group

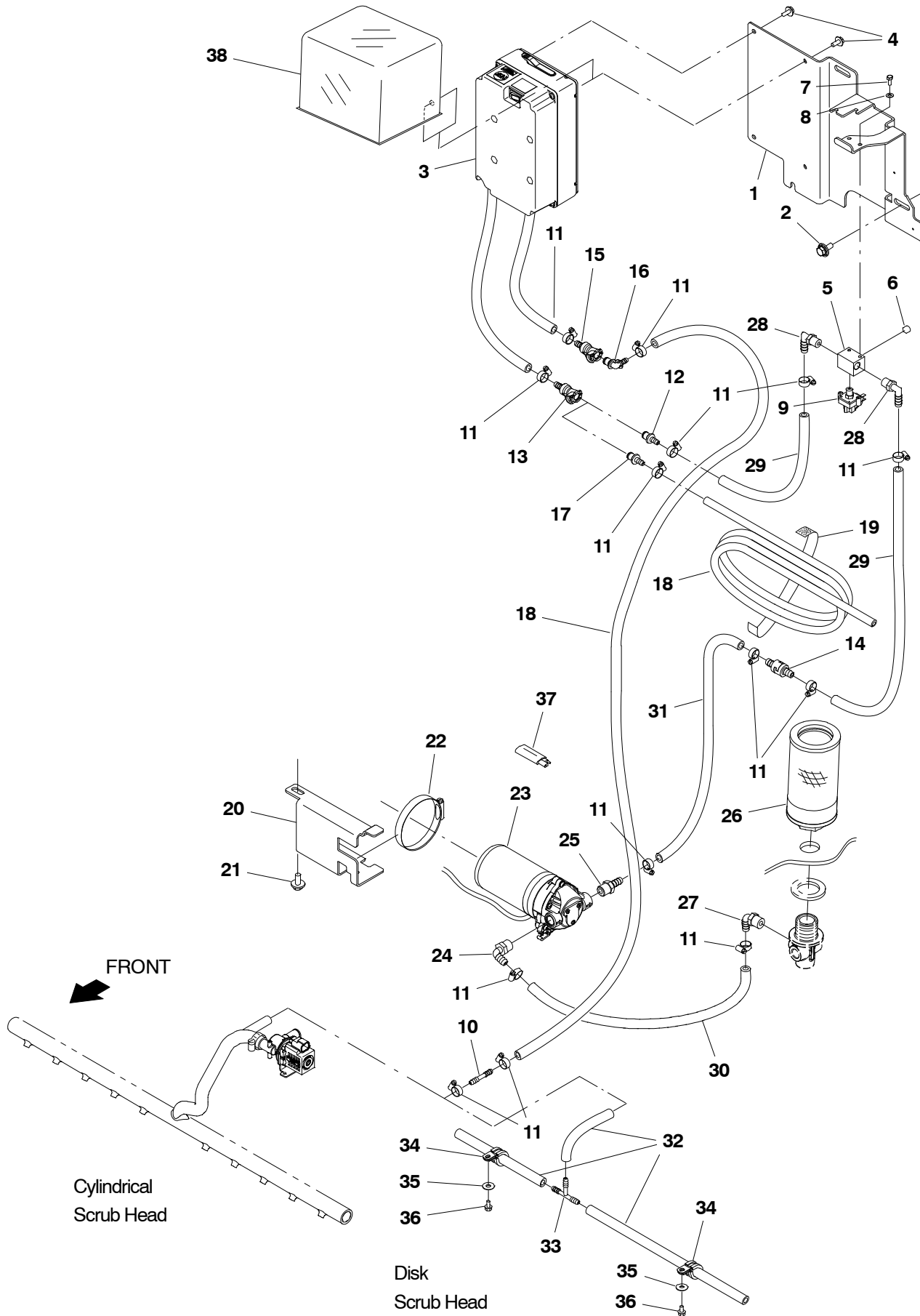


Fig. 7 – ec-H2O Solution Pump Group

Ref.	Part No.	Serial Number	Description	Qty.
1	1247316	(10000000-19999999 )	Bracket, Soltn [Ec-H2o]	1
2	1020341	(10000000-19999999 )	Screw, Hex, M8 X 1.25 X 20, Ss, Sems	3
3	9010933	(10000000-19999999 )	Ech20 Module, Afmkt [T12] (See Breakdowns)	1
4	1034731	(10000000-19999999 )	Screw, Hex, M6 X 1.00 X 16, Ss, Sems	4
5	1059231	(10000000-19999999 )	Fitting, Stl, Pm04/Pm02/Pm04/Pm02, Spcl	1
6	150208	(10000000-19999999 )	Fitting, Brs, Str, Pm02, Plug [Skhd]	1
7	09738	(10000000-19999999 )	Screw, Hex, M5 X 0.80 X 12, Ss	2
8	140011	(10000000-19999999 )	Washer, Flat, 0.21b 0.45d .03, Ss	2
9	1044415	(10000000-19999999 )	Switch, Press, 20psi, Pm02	1
10	1052705	(10000000-19999999 )	Fitting, Plstc, Str, Bm04/Bm04	2
11	43844	(10000000-19999999 )	Clamp, Hose, Wormdrive, 0.25-0.62d, .31w	14
12	1203814	(10000000-19999999 )	Fitting, Plstc, Str, Bm06, Cplg, Male	1
13	1203454	(10000000-19999999 )	Fitting, Plstc, Str, Bm06, Cplg, Fem	1
14	1015455	(10000000-19999999 )	Valve, Check, 0005psi Bm06/Bm06	1
15	1203996	(10000000-19999999 )	Fitting, Plstc, Str, Bm05, Cplg, Fem	1
16	1204024	(10000000-19999999 )	Fitting, Plstc, E90, Bm04 Cplg Male	1
17	1204338	(10000000-19999999 )	Fitting, Plstc, Str, Bm04, Cplg, Male	1
18	1206779	(10000000-19999999 )	Hose, Afmkt, Pvc, Brd, 0.25ld, 08Ft	2
19	1059534	(10000000-19999999 )	Fastener, 09.00l [Hook & Loop]	1
20	1201310	(10000000-19999999 )	Bracket, Pump, Soltn	1
21	1020341	(10000000-19999999 )	Screw, Hex, M8 X 1.25 X 20, Ss, Sems	1
22	43555	(10000000-19999999 )	Clamp, Hose, Wormdrive, 2.62-3.50d	1
23	1200328	(10000000-19999999 )	Pump, Soltn, Ele, 36vdc, 60psi	1
24	1005630	(10000000-19999999 )	Fitting, Plstc, E90, Bm06/Pm06, Nyl	1
25	150538	(10000000-19999999 )	Fitting, Plstc, Str, Bm06/Pm06	1
26	1201379	(10000000-19999999 )	Filter, Soltn, 080 Mesh, Pm12 3.2d 6.0l	1
27	1005630	(10000000-19999999 )	Fitting, Plstc, E90, Bm06/Pm06, Nyl	1
28	57248	(10000000-19999999 )	Fitting, Plstc, E90, Bm06/Pm04, Nyl	2
29	1014971	(10000000-19999999 )	Hose, Afmkt, Pvc, Brd, 0.38id, 01ft, Clr	2
30	1006400	(10000000-19999999 )	Hose, Afmkt, Pvc, Brd, 0.38id, 03ft, Clr	1
31	1014974	(10000000-19999999 )	Hose, Afmkt, Pvc, Brd, 0.38id, 02ft, Clr	1
32	1206778	(10000000-19999999 )	Hose, Afmkt, Pvc, Brd, 0.25ld, 03Ft	1
33	150713	(10000000-19999999 )	Fitting, Plstc, Tee, Bm04/Bm04/Bm04	1
34	1016354	(10000000-19999999 )	Clamp, Cable, Ss, 0.50D X 0.50W [Insul]	2
35	01684	(10000000-19999999 )	Washer, Flat, 0.27B 0.69D .05, Ss	2
36	223198	(10000000-19999999 )	Screw, Hex, M5 X 0.80 X 10, Fmg	2
37	1040868	(10000000-19999999 )	Capacitor, Plug [.01 Uf, 200V]	1
38	9011663	(10000000-19999999 )	Silicone Cap, Afmkt [ec-H2O]	1

**Fig. 8 – ec-H2O Solution Supply Group, Side Brush**

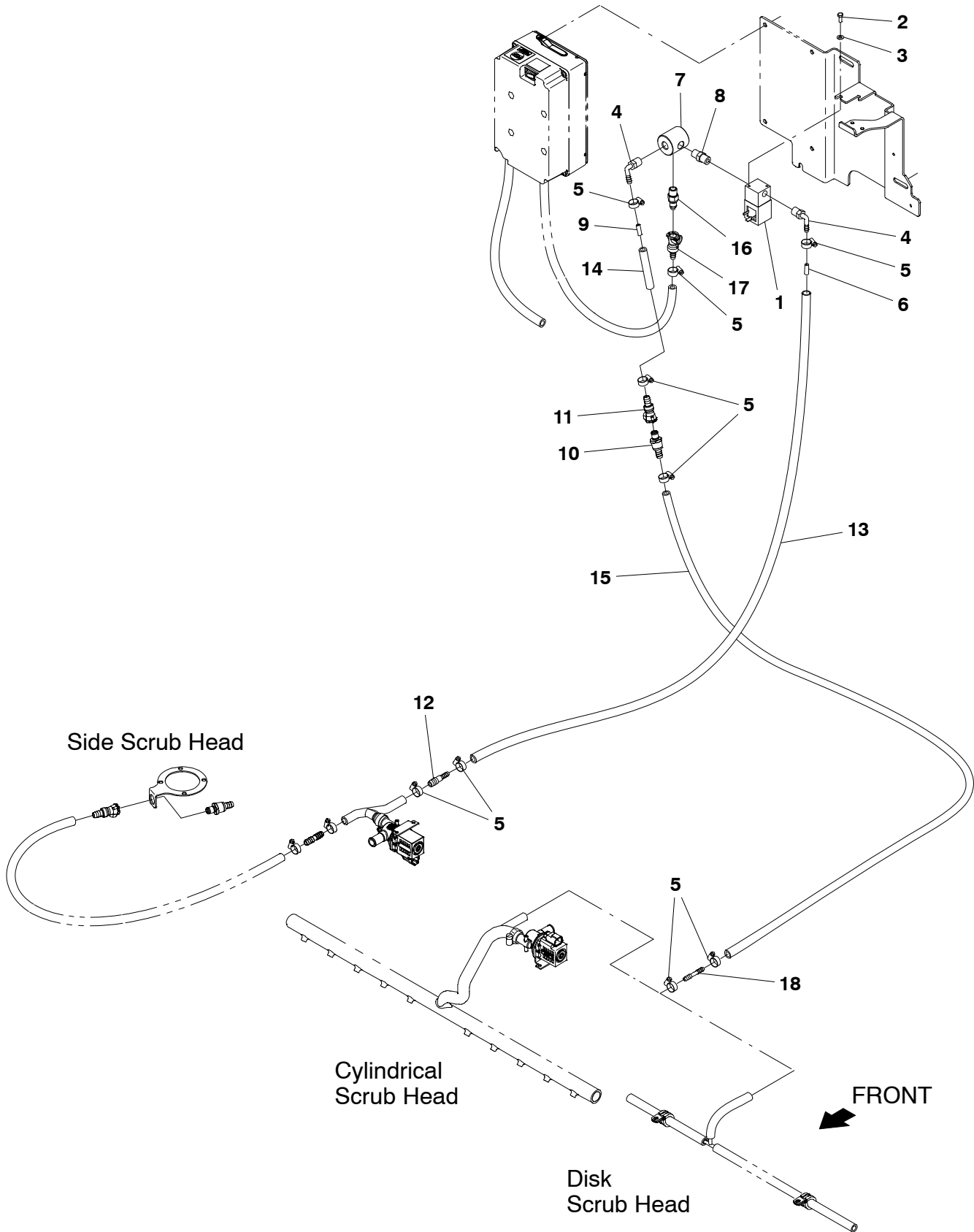
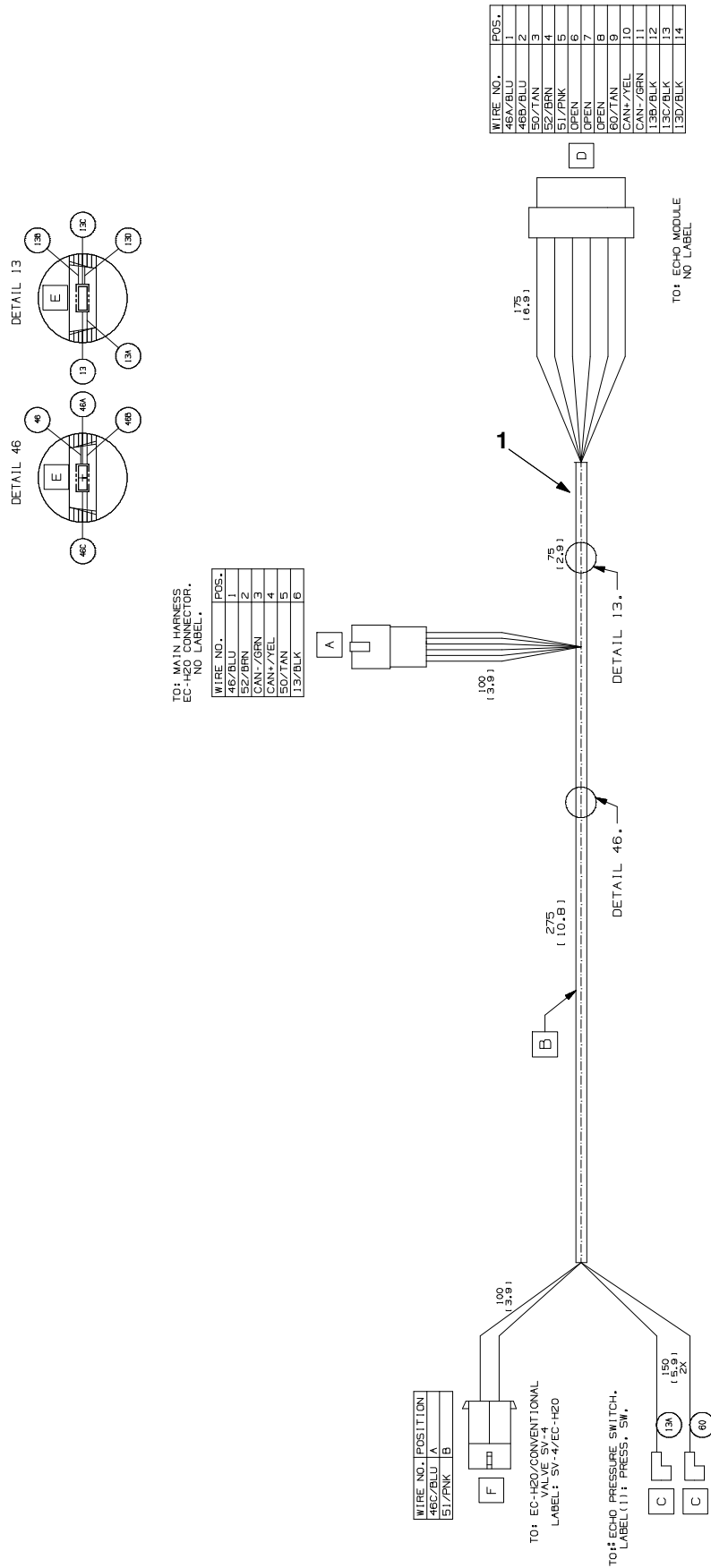


Fig. 8 – ec–H2O Solution Supply Group, Side Brush

Ref.	Part No.	Serial Number	Description	Qty.
1	1028581	(10000000–19999999 )	Valve, Water, Solenoid, 36vdc 6.0mm Pf04	1
2	09738	(10000000–19999999 )	Screw, Hex, M5 X 0.80 X 12, Ss	2
3	140011	(10000000–19999999 )	Washer, Flat, 0.21b 0.45d .03, Ss	2
4	1011170	(10000000–19999999 )	Fitting, Plstc, E90, Bm04/Pm04, Nyl	2
5	43844	(10000000–19999999 )	Clamp, Hose, Wormdrive, 0.25–0.62d, .31w	9
6	1200467	(10000000–19999999 )	Fitting, Plstc, Rst	1
7	1200998	(10000000–19999999 )	Fitting, Plstc, Pf04/Pf04/Pf04	1
8	1052010	(10000000–19999999 )	Fitting, Plstc, Str, Pm04/Pm04	1
9	1201441	(10000000–19999999 )	Fitting, Plstc, Rst, Main Head	1
10	1204338	(10000000–19999999 )	Fitting, Plstc, Str, Bm04, Cplg, Male	1
11	1002898	(10000000–19999999 )	Fitting, Plstc, Str, Bm04, Cplg,Fem[Tco]	1
12	1039557	(10000000–19999999 )	Fitting, Plstc, Str, Bm04/Bm06	1
13	1014949	(10000000–19999999 )	Hose, Afmkt, Pvc, Brd, 0.25Id, 08Ft	1
14	1206776	(10000000–19999999 )	Hose, Afmkt, Pvc, Brd, 0.25Id, 01Ft	1
15	1206779	(10000000–19999999 )	Hose, Afmkt, Pvc, Brd, 0.25Id, 08Ft	1
16	1002899	(10000000–19999999 )	Fitting, Plstc, Str, Pm04, Cplg,Mal[Tco]	1
17	1203996	(10000000–19999999 )	Fitting, Plstc, Str, Bm05, Cplg, Fem	1
18	1052705	(10000000–19999999 )	Fitting, Plstc, Str, Bm04/Bm04	1

Fig. 9 – ec-H2O Wire Harness Group



**Fig. 9 – ec-H20 Wire Harness Group**

<b>Ref.</b>	<b>Part No.</b>	<b>Serial Number</b>	<b>Description</b>	<b>Qty.</b>
1	1069671	(10000000–19999999 )	Harness, Ele [Ec-H20, T12]	1

**Fig. 10 – Side Brush Motor and Squeegee Group**

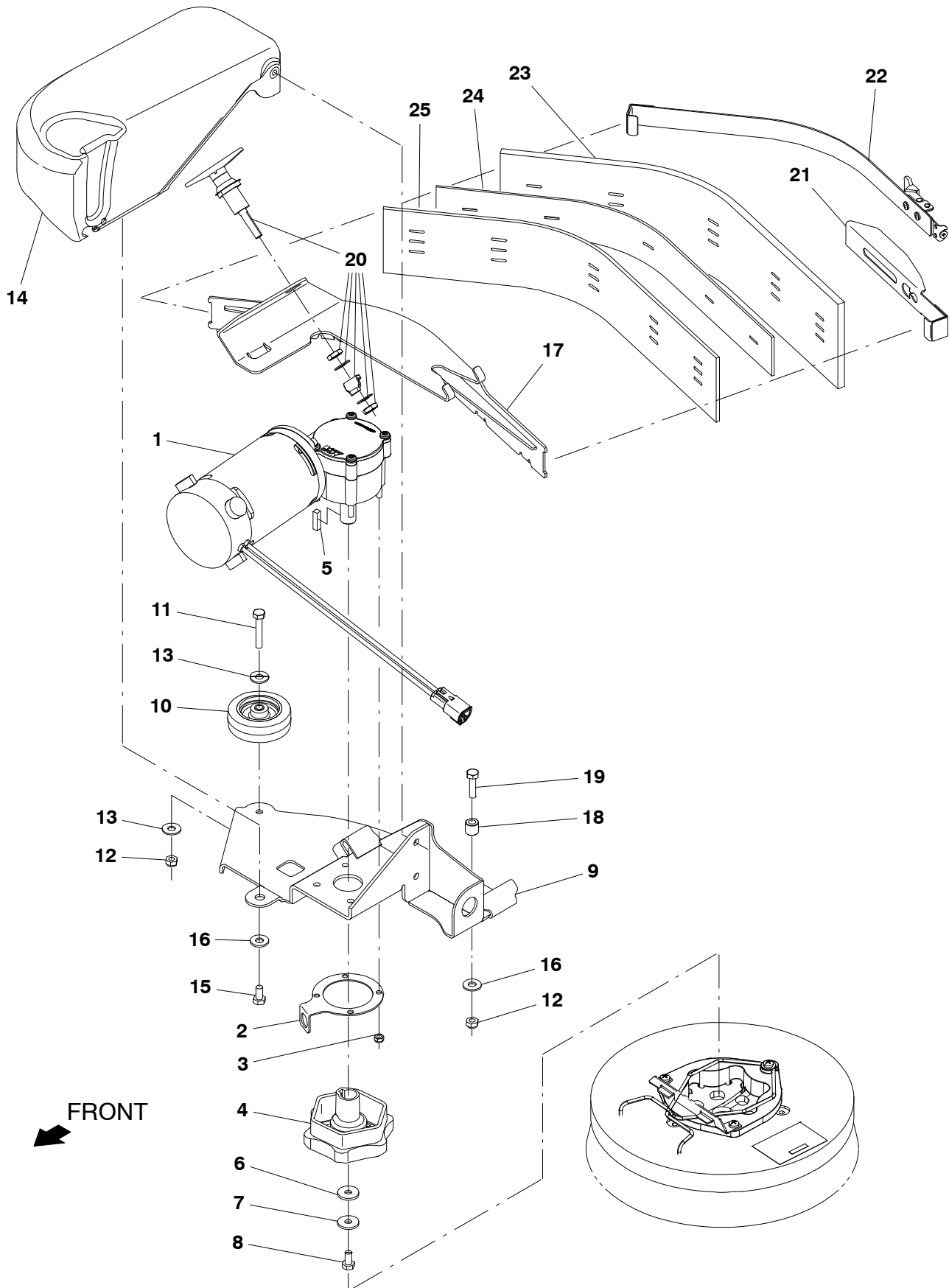


Fig. 10 – Side Brush Motor and Squeegee Group

Ref.	Part No.	Serial Number	Description	Qty.
▽	1	1245125	(10000000-19999999 ) Motor, Ele, 36vdc 0320rpm 0.63hp Gear	1
▲		1242618	(10000000-19999999 ) Brush, Motor, [1PC=1Kit]	1
	2	1203439	(10000000-19999999 ) Plate, Sppt	1
	3	08712	(10000000-19999999 ) Nut, Hex, Lock, M6 X 1.00, NI, Ss	4
	4	377364	(10000000-19999999 ) Hub, Drive, Brush, Disk, 0.75b [6t]	1
	5	00928	(10000000-19999999 ) Key, Sq, 0.25 X 0.25, 1.00l	1
	6	1017218	(10000000-19999999 ) Washer, Flat, 0.32b 1.00d .12, Ss	1
	7	41186	(10000000-19999999 ) Washer, Flat, Belleville, .31	1
	8	09740	(10000000-19999999 ) Screw, Hex, M8 X 1.25 X 20, Ss	1
	9	1200417	(10000000-19999999 ) Plate Wldt, Deck, Sba	1
	10	1014918	(10000000-19999999 ) Wheel, 03.0d 0.88w 0.31b, W/ Bshg, Rbr	1
	11	222505	(10000000-19999999 ) Screw, Hex, M8 X 1.25 X 45, Ss	1
	12	08713	(10000000-19999999 ) Nut, Hex, Lock, M8 X 1.25, NI, Ss	2
	13	01685	(10000000-19999999 ) Washer, Flat, 0.38b 0.88d .08, Ss	2
	14	9010929	(10000000-19999999 ) Cover, Motor, Sba, Afmkt [T12]	1
	15	15675	(10000000-19999999 ) Screw, Hex, M8 X 1.25 X 16, Ss	1
	16	01685	(10000000-19999999 ) Washer, Flat, 0.38b 0.88d .08, Ss	2
	17	1201327	(10000000-19999999 ) Squeegee Wldt, Holder, Sba	1
	18	80409	(10000000-19999999 ) Sleeve, P/M, 0.34b 0.63d 0.6l, Bnz	1
	19	09011	(10000000-19999999 ) Screw, Hex, M8 X 1.25 X 30, Ss	1
	20	1201149	(10000000-19999999 ) Latch, Compression, Sqge, Sba	1
	21	1201609	(10000000-19999999 ) Retainer Wldt, Sqge, Sba	1
	22	1201610	(10000000-19999999 ) Retainer Wldt, Sqge, Sba, With Latch	1
	23	1201345	(10000000-19999999 ) Blade, Sqge, Sba, Linatex	1
	23	1204541	(10000000-19999999 ) Blade, Sqge, Sba, Urethane (Option)	1
	23	1204543	(10000000-19999999 ) Blade, Sqge, Sba, Gum (Option)	1
	24	1201344	(10000000-19999999 ) Spacer, Blade	1
	25	1201343	(10000000-19999999 ) Blade, Sqge, Sba, Inner, Linard	1
	25	1204540	(10000000-19999999 ) Blade, Sqge, Sba, Inner, Urethane (Option)	1
	25	1204542	(10000000-19999999 ) Blade, Sqge, Sba, Inner, Gum (Option)	1

Fig. 11 - Side Brush Pivot Group

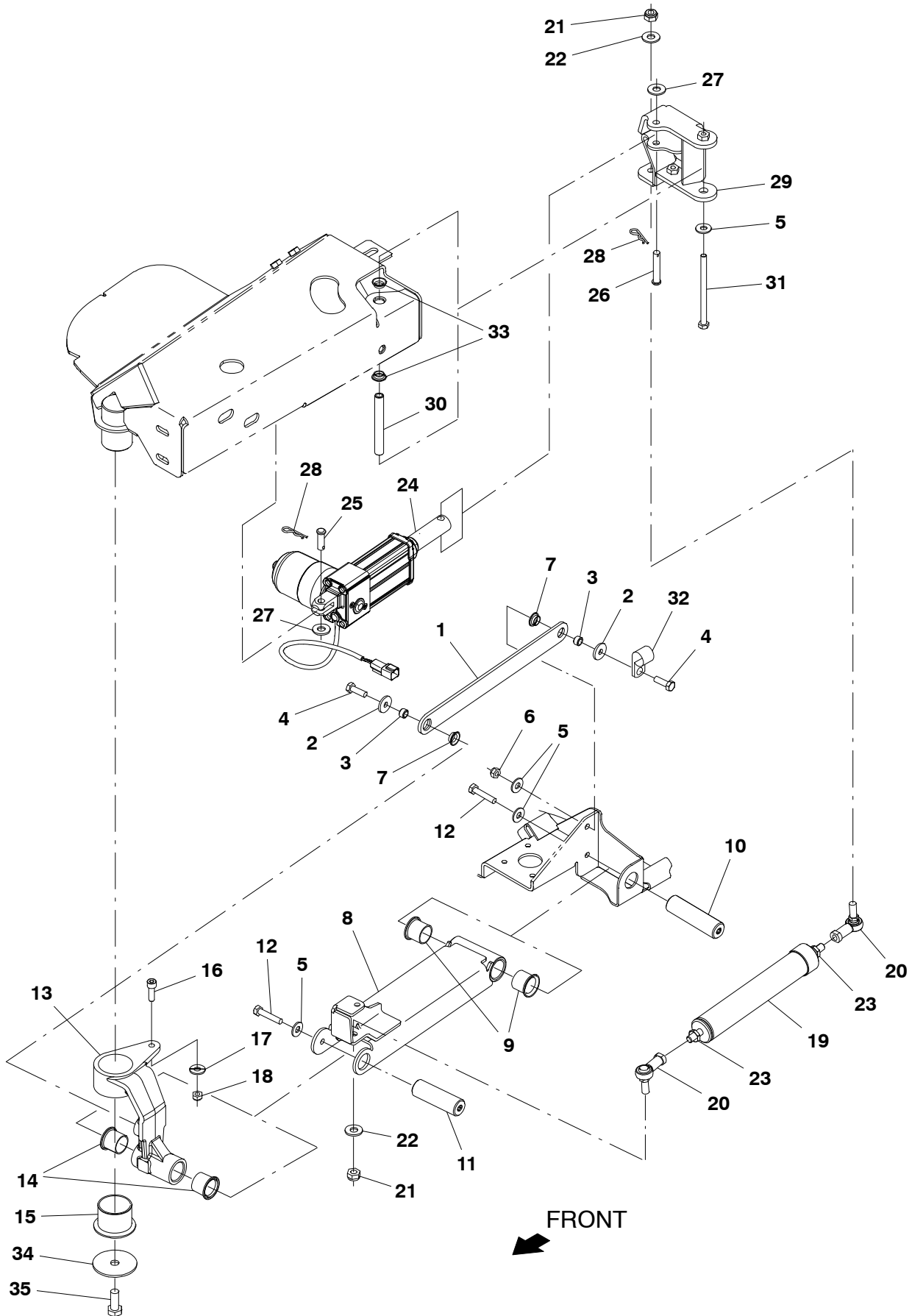
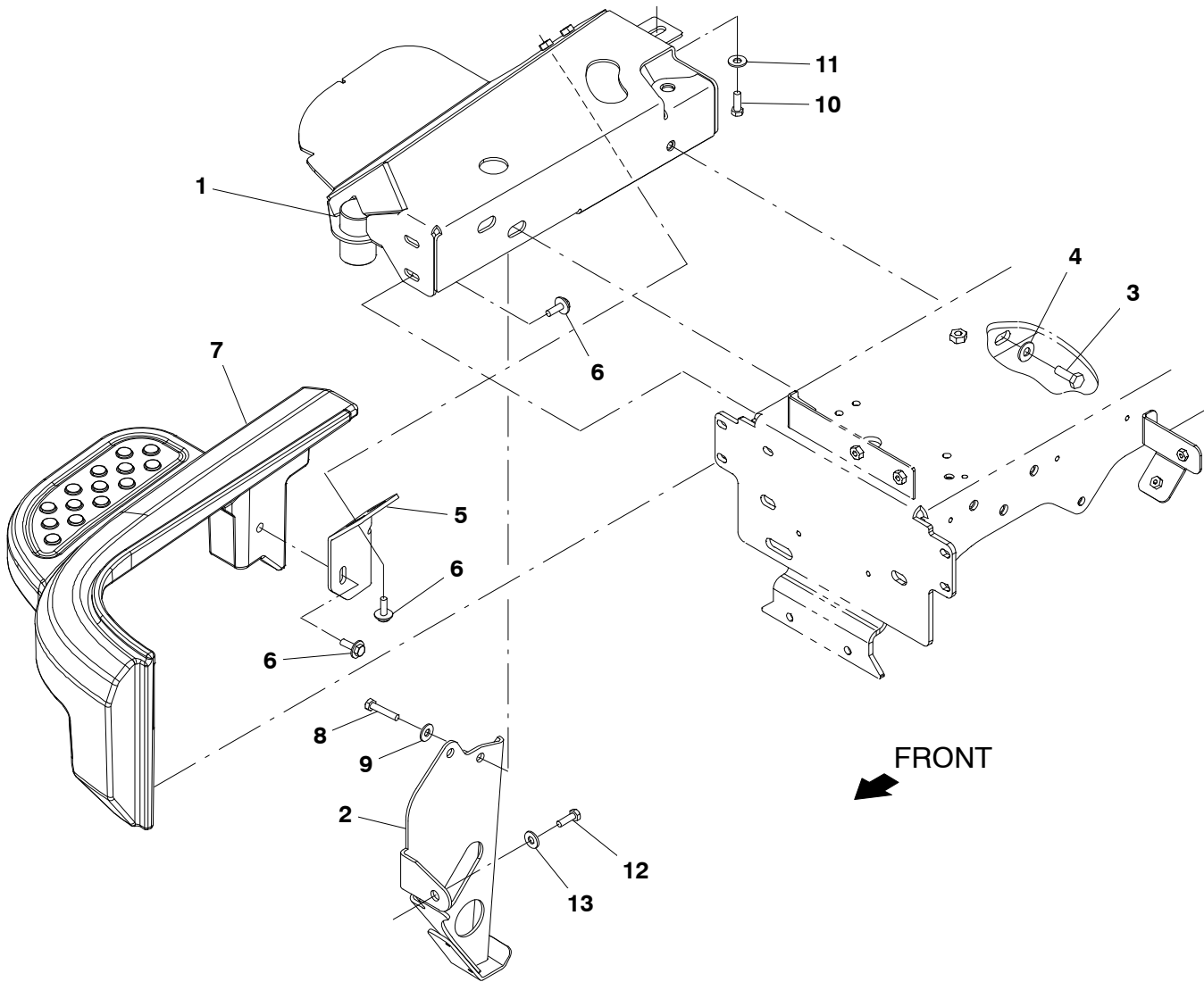


Fig. 11 – Side Brush Pivot Group

Ref.	Part No.	Serial Number	Description	Qty.
	1	1200939	(10000000-19999999 ) Link, Upper	1
	2	1017218	(10000000-19999999 ) Washer, Flat, 0.32b 1.00d .12, Ss	2
	3	222516	(10000000-19999999 ) Sleeve, P/M, 0.32b 0.50d 0.3l [430ss]	2
	4	09010	(10000000-19999999 ) Screw, Hex, M8 X 1.25 X 25, Ss	2
	5	01685	(10000000-19999999 ) Washer, Flat, 0.38b 0.88d .08, Ss	5
	6	08713	(10000000-19999999 ) Nut, Hex, Lock, M8 X 1.25, NI, Ss	1
	7	1054662	(10000000-19999999 ) Bushing, Flng, 0.50b 0.59d 0.25l	2
▽	8	9011055	(10000000-19999999 ) Lift channel Kit, Sba, Afmkt [T12]	1
▲	9	54618	(10000000-19999999 ) Bushing, Flng, 1.00b 1.13d 1.00l	2
	10	1201137	(10000000-19999999 ) Pin, Pivot, Sba	1
	11	1201575	(10000000-19999999 ) Pin, Pivot, Sba	1
	12	09026	(10000000-19999999 ) Screw, Hex, M8 X 1.25 X 40, Ss	2
▽	13	9011054	(10000000-19999999 ) Pivot Arm Kit, Sba, Afmkt [T12]	1
▲	14	54618	(10000000-19999999 ) Bushing, Flng, 1.00b 1.13d 1.00l	2
▲	15	1201101	(10000000-19999999 ) Bushing, Flng, 1.75b 1.94d 1.50l	1
▲	16	39308	(10000000-19999999 ) Screw, Soc, M8 X 1.25 X 25, 12.9	1
▲	17	01685	(10000000-19999999 ) Washer, Flat, 0.38b 0.88d .08, Ss	1
▲	18	08713	(10000000-19999999 ) Nut, Hex, Lock, M8 X 1.25, NI, Ss	1
▽	19	9010938	(10000000-19999999 ) Spring Assy, Replmt, Afmkt [T12]	1
▲	20	05686	(10000000-19999999 ) Rod-End, M10 X 1.5rh Fem M10 X 1.5stud	2
▲	21	08714	(10000000-19999999 ) Nut, Hex, Lock, M10 X 1.5, NI, Ss	2
▲	22	01686	(10000000-19999999 ) Washer, Flat, 0.44b 1.00d .08, Ss	2
▲	23	763064	(10000000-19999999 ) Nut, Hex, Jam, M10 X 1.5, [Din439]	2
▽	24	9010941	(10000000-19999999 ) Actuator Kit, Sba, Afmkt [T12]	1
▲	25	86240	(10000000-19999999 ) Pin, Clevis, 0.38d X 1.13l	1
▲	26	29584	(10000000-19999999 ) Pin, Clevis, 0.37d X 2.00l	1
▲	27	01686	(10000000-19999999 ) Washer, Flat, 0.44b 1.00d .08, Ss	2
▲	28	44906	(10000000-19999999 ) Pin, Cotter, Hair, 0.38d .093 Wir	2
	29	1201094	(10000000-19999999 ) Arm Assy, Lift, Actuator	1
	30	1202694	(10000000-19999999 ) Sleeve, 0.334b 0.494d 4.00l Stl Pl	1
	31	49883	(10000000-19999999 ) Screw, Hex, M8 X 1.25 X 120, 8.8, FI	1
	32	07471	(10000000-19999999 ) Clamp, Cable, Stl, 0.75d X 0.75w, 1hole	1
	33	1054662	(10000000-19999999 ) Bushing, Flng, 0.50b 0.59d 0.25l	2
	34	1200634	(10000000-19999999 ) Washer, Flat, 0.48b 2.50d .12, Ss	1
	35	12309	(10000000-19999999 ) Screw, Hex, M12 X 1.75 X 30, Ss	1

Fig. 12 - Side Brush Bumper and Mount Group



**Fig. 12 – Side Brush Bumper and Mount Group**

<b>Ref.</b>	<b>Part No.</b>	<b>Serial Number</b>	<b>Description</b>	<b>Qty.</b>
1	1200370	(10000000–19999999 )	Bracket Wldt, Mount, Sba	1
2	1202914	(10000000–19999999 )	Bracket Wldt, Skid, Anti-Roll	1
3	12317	(10000000–19999999 )	Screw, Hex, M10 X 1.50 X 30, Ss	1
4	01686	(10000000–19999999 )	Washer, Flat, 0.44b 1.00d .08, Ss	1
5	1202521	(10000000–19999999 )	Bracket, Sppt, Door	1
6	1020341	(10000000–19999999 )	Screw, Hex, M8 X 1.25 X 20, Ss, Sems	3
7	9010926	(10000000–19999999 )	Bumper, Sba, Afmkt [T12]	1
8	09028	(10000000–19999999 )	Screw, Hex, M10 X 1.50 X 25, Ss	2
9	01686	(10000000–19999999 )	Washer, Flat, 0.44b 1.00d .08, Ss	2
10	09010	(10000000–19999999 )	Screw, Hex, M8 X 1.25 X 25, Ss	1
11	01685	(10000000–19999999 )	Washer, Flat, 0.38b 0.88d .08, Ss	1
12	12309	(10000000–19999999 )	Screw, Hex, M12 X 1.75 X 30, Ss	1
13	140045	(10000000–19999999 )	Washer, Flat, 0.51b 1.25d .06, Ss	1

Fig. 13 – Side Brush Solution Supply Group

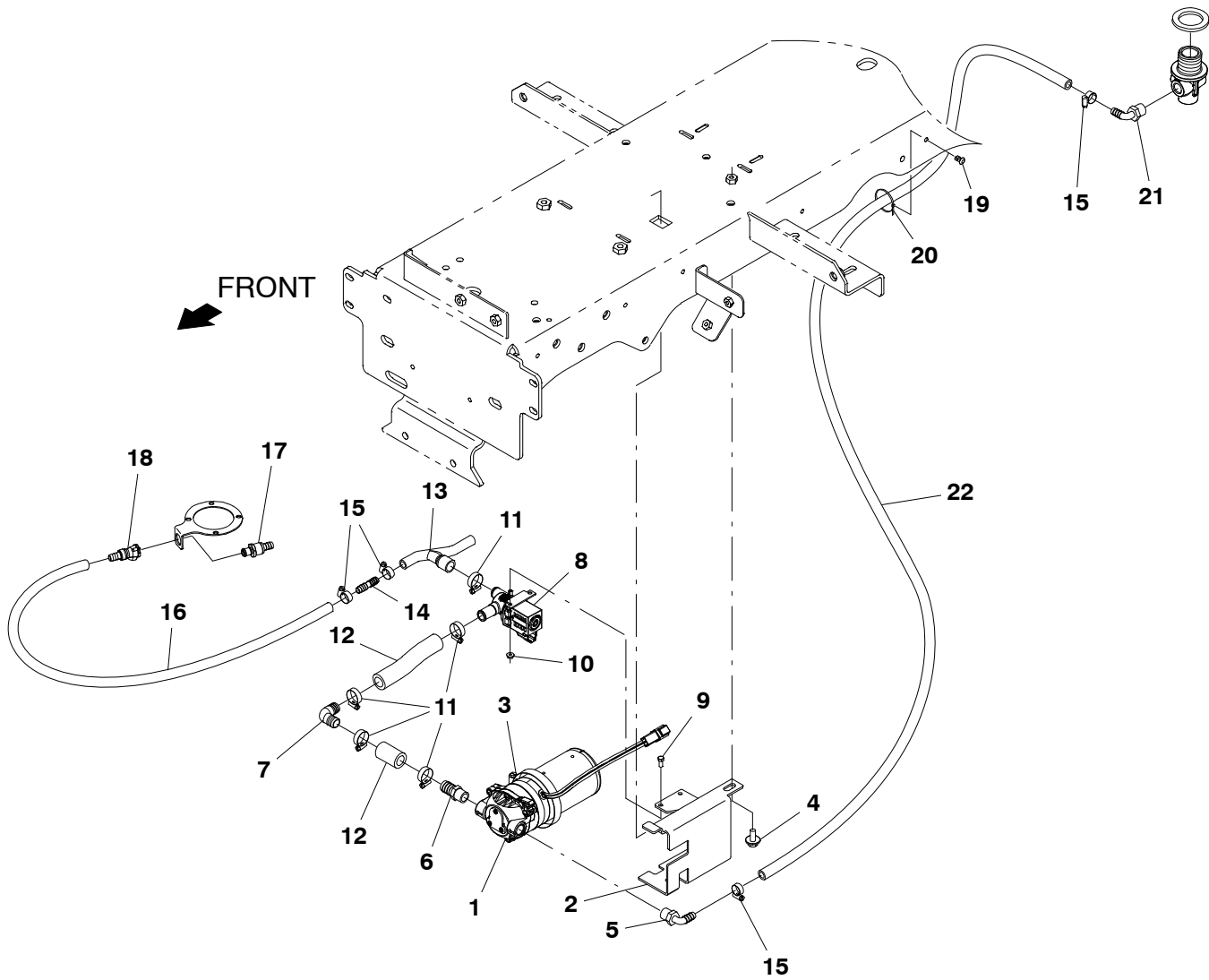
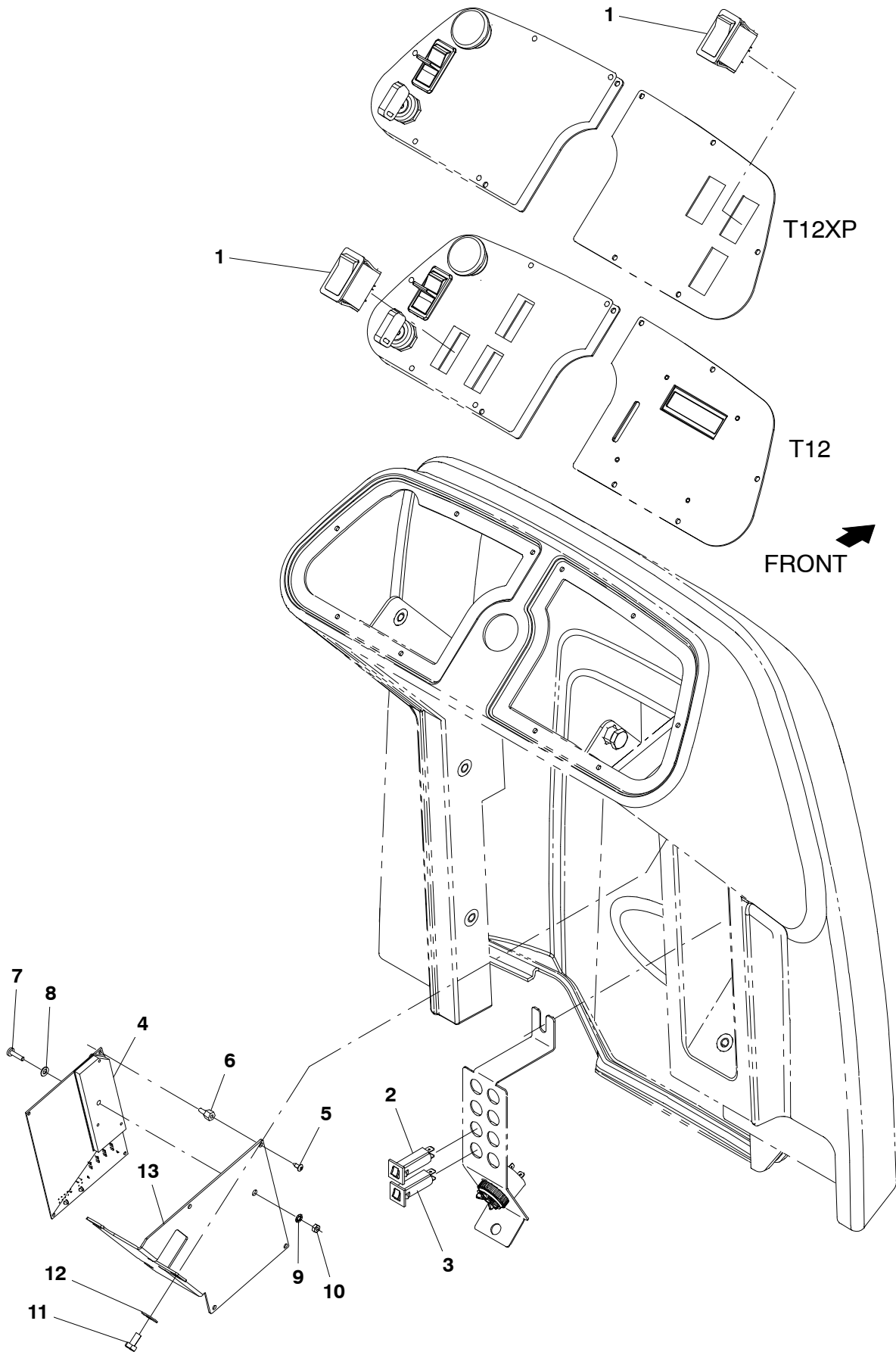


Fig. 13 – Side Brush Solution Supply Group

Ref.	Part No.	Serial Number	Description	Qty.
1	1200713	(10000000-19999999 )	Pump, Soltn, 36vdc	1
2	1201313	(10000000-19999999 )	Bracket, Pump	1
3	43555	(10000000-19999999 )	Clamp, Hose, Wormdrive, 2.62-3.50d	1
4	1020341	(10000000-19999999 )	Screw, Hex, M8 X 1.25 X 20, Ss, Sems	1
5	1005630	(10000000-19999999 )	Fitting, Plstc, E90, Bm06/Pm06, Nyl	1
6	1013900	(10000000-19999999 )	Fitting, Plstc, Str, Bm10/Pm06, Nyl	1
7	391365	(10000000-19999999 )	Fitting, Plstc, E90, Bm10/Bm10	1
8	1054795	(10000000-19999999 )	Valve, Water, Solenoid, 36vdc Bm12/Bm12	1
9	09738	(10000000-19999999 )	Screw, Hex, M5 X 0.80 X 12, Ss	2
10	07789	(10000000-19999999 )	Nut, Hex, Flng, M5 X 0.80	2
11	54333	(10000000-19999999 )	Clamp, Hose, Wormdrive, 0.31-0.88d, .31w	5
12	1015033	(10000000-19999999 )	Hose, Afmkt, Pvc, Brd, 0.62id, 01ft, Clr	1
13	1201336	(10000000-19999999 )	Manifold, Soltn, Sba	1
14	20950	(10000000-19999999 )	Fitting, Plstc, Str, Bm06/Bm06	1
15	43844	(10000000-19999999 )	Clamp, Hose, Wormdrive, 0.25-0.62d, .31w	4
16	1006400	(10000000-19999999 )	Hose, Afmkt, Pvc, Brd, 0.38id, 03ft, Clr	2
17	1203438	(10000000-19999999 )	Fitting, Plstc, Str, Bm06, Mplg, Male	1
18	1203454	(10000000-19999999 )	Fitting, Plstc, Str, Bm06, Cplg, Fem	1
19	1071085	(10000000-19999999 )	Clip, Tie, 0.25d, Plstc	2
20	130773	(10000000-19999999 )	Tie, Cable, Nyl, 11.0l, .14w, 3.0 Max. D	2
21	1005630	(10000000-19999999 )	Fitting, Plstc, E90, Bm06/Pm06, Nyl	1
22	1014976	(10000000-19999999 )	Hose, Afmkt, Pvc, Brd, 0.38id, 08ft, Clr	1

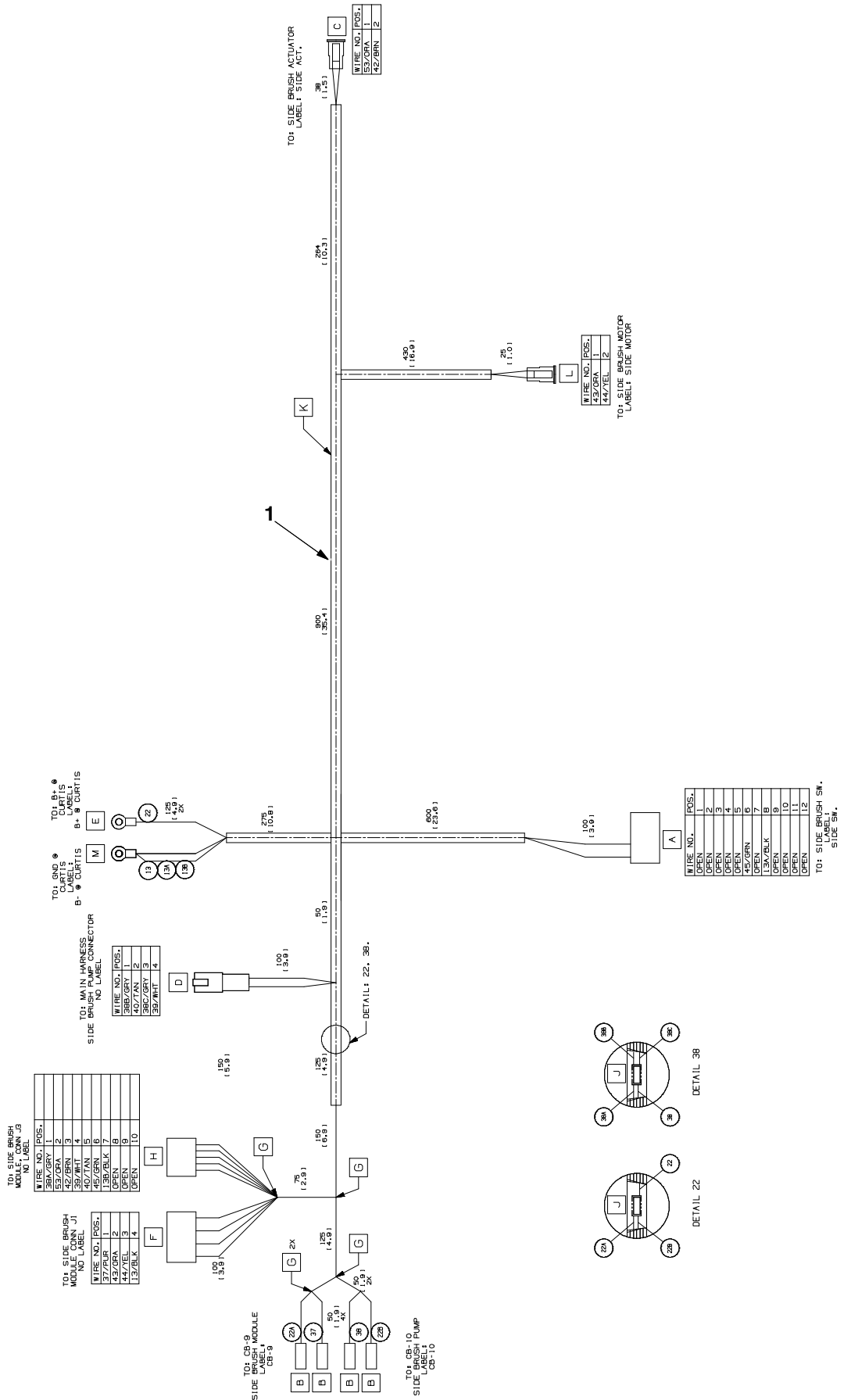
Fig. 14 – Side Brush Electrical Group



**Fig. 14 – Side Brush Electrical Group**

<b>Ref.</b>	<b>Part No.</b>	<b>Serial Number</b>	<b>Description</b>	<b>Qty.</b>
1	397889	(10000000-19999999 )	Switch, Rocker, Dpst, On / None / On	1
2	1064184	(10000000-19999999 )	Circuitbreaker, 02.5a, Resetable	1
3	1064189	(10000000-19999999 )	Circuitbreaker, 20.0a, Resetable	1
4	9010932	(10000000-19999999 )	Circuit Board Kit, H2o_Sba, Afrmkt [T12]	1
5	3701.6	(10000000-19999999 )	Screw, Pan, Phl, 06-32 X 0.38, Shtmtl, Ss	4
6	1016825	(10000000-19999999 )	Support, Circuitboard	4
7	24265	(10000000-19999999 )	Screw, Pan, Phl, M4 X 0.70 X 16, Ss	1
8	70246	(10000000-19999999 )	Washer, Flat, 0.19b 0.38d .03, Nyl	1
9	32978	(10000000-19999999 )	Washer, Lock, Int, 08	1
10	1049573	(10000000-19999999 )	Nut, Hex, Jam, M4 X 0.70, Ss	1
11	09744	(10000000-19999999 )	Screw, Hex, M6 X 1.00 X 12, Ss	3
12	01684	(10000000-19999999 )	Washer, Flat, 0.27b 0.69d .05, Ss	3
13	1201164	(10000000-19999999 )	Bracket, Circuit Board, Sba	1

Fig. 15 – Side Brush Wire Harness Group



**Fig. 15 – Side Brush Wire Harness Group**

<b>Ref.</b>	<b>Part No.</b>	<b>Serial Number</b>	<b>Description</b>	<b>Qty.</b>
1	1069639	(10000000–19999999 )	Harness, Side Brush, Ele [T12]	1

Fig. 16 – Spray Hose Kit

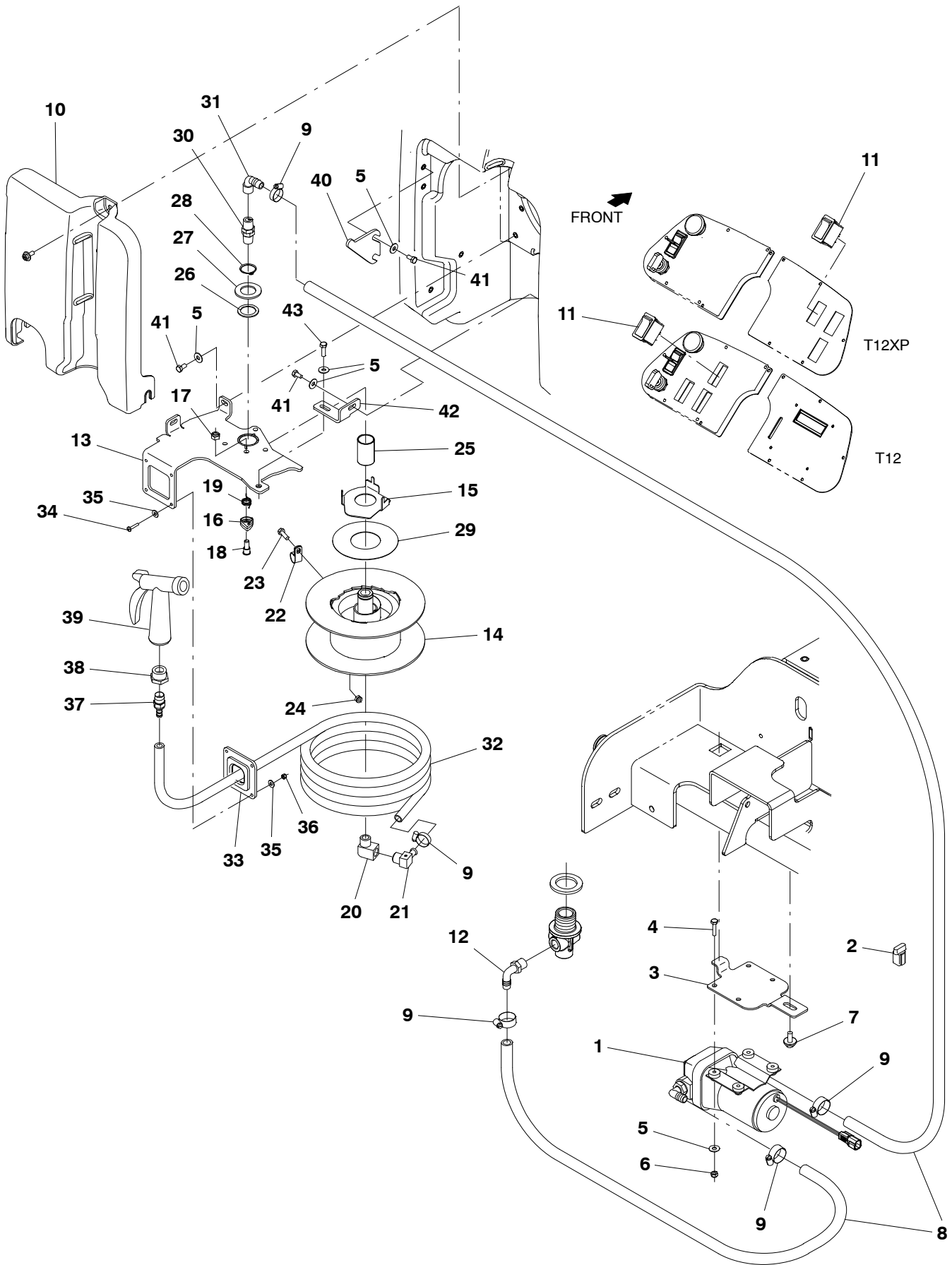
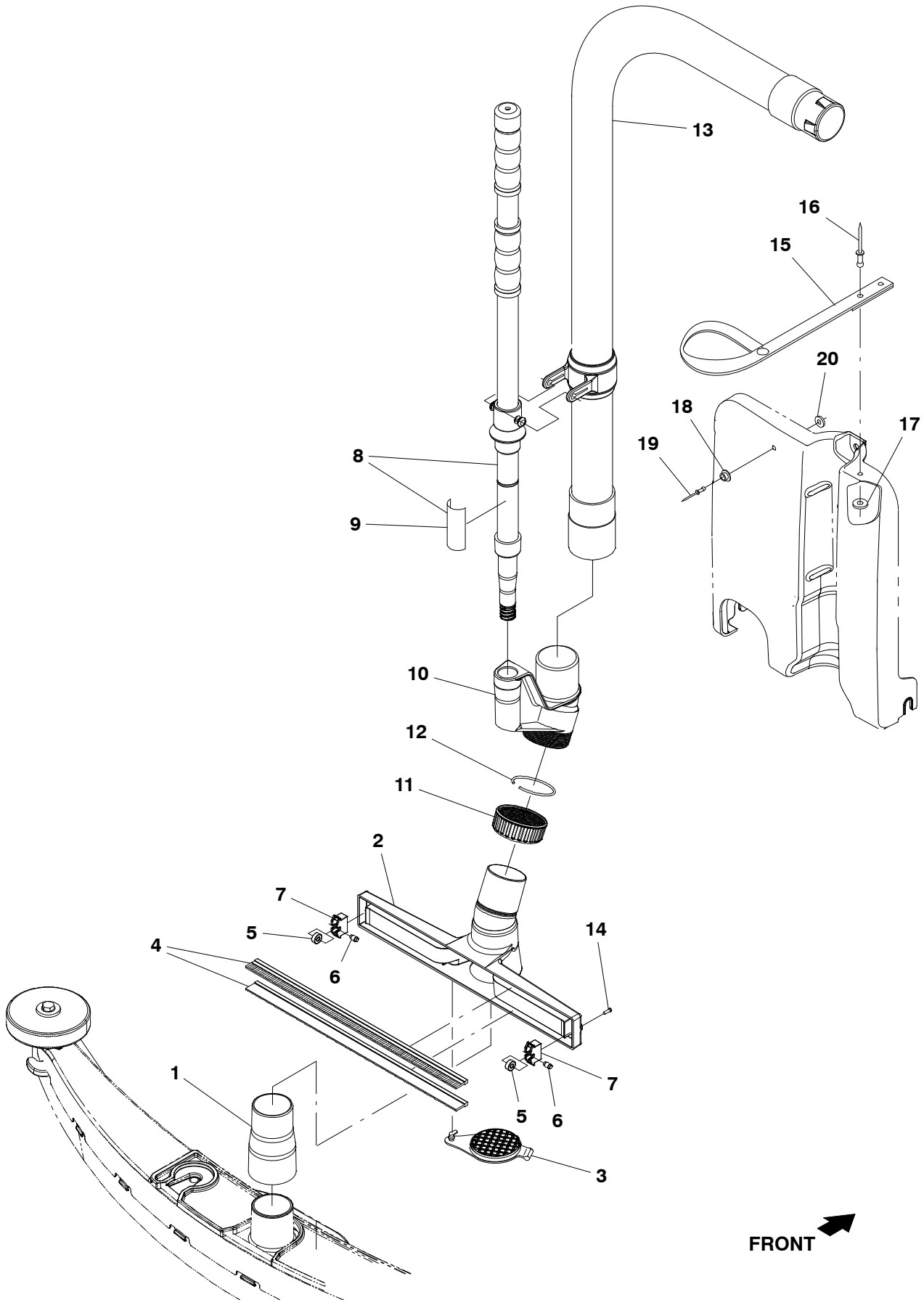


Fig. 16 – Spray Hose Kit

Ref.	Part No.	Serial Number	Description	Qty.
▽	9009852	(10000000–19999999 )	Spray Hose Kit, Ci [T12]	1
▲	1 1054178	(10000000–19999999 )	Pump, Soltn, Ele, 36vdc, 45psi	1
▲	2 1056982	(10000000–19999999 )	Diode, Ele, Plug	1
▲	3 1201314	(10000000–19999999 )	Bracket, Pump, Spray	1
▲	4 09007	(10000000–19999999 )	Screw, Hex, M6 X 1.00 X 25, Ss	4
▲	5 01684	(10000000–19999999 )	Washer, Flat, 0.27b 0.69d .05, Ss	12
▲	6 08712	(10000000–19999999 )	Nut, Hex, Lock, M6 X 1.00, NI, Ss	4
▲	7 1020341	(10000000–19999999 )	Screw, Hex, M8 X 1.25 X 20, Ss, Sems	1
▲	8 1011412	(10000000–19999999 )	Hose, Afmkt, Pvc, Brd, 0.50ld, 08Ft., Clr	1
▲	9 54333	(10000000–19999999 )	Clamp, Hose, Wormdrive, 0.31–0.88d, .31w	5
▲	10 1202867	(10000000–19999999 )	Cover, Access, Vacfan, Trimmed	1
▲	11 398500	(10000000–19999999 )	Switch, Rocker, Dpdt, On / None / On	1
▲	12 64778	(10000000–19999999 )	Fitting, Plstc, E90, Bm08/Pm06	1
▲	13 1200239	(10000000–19999999 )	Plate Wldt, Mtg, Hose–Reel [Cassoday]	1
▲	14 1200313	(10000000–19999999 )	Reel Assy, Hose, Small	1
▲	15 1203947	(10000000–19999999 )	Washer, Retainer, Spring	1
▲	16 1201393	(10000000–19999999 )	Pawl, Ratchet	1
▲	17 08709	(10000000–19999999 )	Nut, Hex, Lock, M8 X 1.25, NI	1
▲	18 1056719	(10000000–19999999 )	Bolt, Shld, .41d X 0.35, M8 X 1.25	1
▲	19 1201423	(10000000–19999999 )	Spring, Torsion, Hose Reel	1
▲	20 24584	(10000000–19999999 )	Fitting, Brs, E90, Pf06/Pm06, Spcl	1
▲	21 1060128	(10000000–19999999 )	Fitting, Brs, E90, Bm06/Pm06, Short	1
▲	22 33584	(10000000–19999999 )	Clamp, Cable, Stl, 0.63d X 0.50w, 1hole	1
▲	23 06943	(10000000–19999999 )	Screw, Hex, M6 X 1.00 X 20, 8.8	1
▲	24 08708	(10000000–19999999 )	Nut, Hex, Lock, M6 X 1.00, NI	1
▲	25 1057816	(10000000–19999999 )	Bushing, Sleeve, 1.00b 1.13d 1.750l, Fgl	1
▲	26 1057814	(10000000–19999999 )	Washer, Thrust, Plstc 1.02b 1.38d	1
▲	27 32598	(10000000–19999999 )	Washer, Flat, 1.02b 1.75d .12, Stl	1
▲	28 09005	(10000000–19999999 )	Ring, Retaining, Ext, 1.00d, Basic	1
▲	29 1066919	(10000000–19999999 )	Washer, Thrust, 50.0b 110.0d 0.79w	1
▲	30 1200394	(10000000–19999999 )	Fitting, Swivel, Str, Pm06/Pm06, Brs	1
▲	31 47388	(10000000–19999999 )	Fitting, Brs, E90, Em08/Pm06	1
▲	32 9010936	(10000000–19999999 )	Hose, Spray, Afmkt [T12]	1
▲	33 1200665	(10000000–19999999 )	Guide, Hose, Hdpe [Cassoday]	1
▲	34 12323	(10000000–19999999 )	Screw, Pan, Phl, M4 X 0.70 X 20, Ss	4
▲	35 01683	(10000000–19999999 )	Washer, Flat, 10, Ss	8
▲	36 33932	(10000000–19999999 )	Nut, Hex, Lock, M4 X 0.70, NI, Ss	4
▲	37 1060428	(10000000–19999999 )	Fitting, Stl, Str, Bm06/Pm06, Swivel	1
▲	38 1027976	(10000000–19999999 )	Fitting, Brs, Str, Pf06/Pm12	1
▲	39 769785	(10000000–19999999 )	Nozzle, Spray, Gun	1
▲	40 1201096	(10000000–19999999 )	Hook, Nozzle, Hdpe	1
▲	41 09744	(10000000–19999999 )	Screw, Hex, M6 X 1.00 X 12, Ss	6
▲	42 1200732	(10000000–19999999 )	Plate, Mtg, Hose Reel	1
▲	43 08716	(10000000–19999999 )	Screw, Hex, M6 X 1.00 X 20, Ss	1

Fig. 17 - Vacuum Wand Kit



FRONT 

Fig. 17 – Vacuum Wand Kit

Ref.	Part No.	Serial Number	Description	Qty.
▽	9010356	(10000000–19999999 )	Wand Kit, Wet, Ci [T12]	1
▲	1 1060536	(10000000–19999999 )	Cuff, Adapter, 1.75 X 2.00, Pvc	1
▲	2 1060440	(10000000–19999999 )	Squeegee, Hand	1
▲	3 1060691	(10000000–19999999 )	Plug, Adapter, Port	1
▲	4 1061356	(10000000–19999999 )	Retainer, Blade, Sqge, 14.2l (Set of 2)	1
▲	5 1061570	(10000000–19999999 )	Bearing, Ball, 0.24b 0.51d 0.20w [2seal]	2
▲	6 1061571	(10000000–19999999 )	Pin, Axle, Brg	2
▲	7 1022671	(10000000–19999999 )	Housing, Sqge, Holder, Wheel, F/609648	2
▲▽	8 9008155	(10000000–19999999 )	Handle Kit, Wand, Afrmkt	1
▲▲	9 1062659	(10000000–19999999 )	Label, Opertnl, Vacuum Wand Handle	1
▲	10 1060708	(10000000–19999999 )	Adapter, Swivel, 1.75, Abs	1
▲	11 1060718	(10000000–19999999 )	Nut, Compression, 2.25–12, Abs	1
▲	12 1060720	(10000000–19999999 )	Ring, Compression	1
▲	13 1200642	(10000000–19999999 )	Hose Assy, Sqge, W/2cuff [Cassoday]	1
▲	14 763149	(10000000–19999999 )	Screw, Pan, 06– X 0.38, F/ Plstc	2
▲	15 1061811	(10000000–19999999 )	Strap, Retainer, Handle	1
▲	16 1067350	(10000000–19999999 )	Rivet, Blind, .188d X 0.53 X .62d, Alm	2
▲	17 86308	(10000000–19999999 )	Washer, Flat, .19b .50d .06, Alm, Blind	2
▲	18 1061812	(10000000–19999999 )	Catch, Snap, Push, Mal	1
▲	19 01335	(10000000–19999999 )	Rivet, Blind, .125d X 0.44 X .25d, Alm	1
▲	20 02892	(10000000–19999999 )	Washer, Flat, 0.12b 0.38d .03, Pl	1

**Fig. 18 – Telemetry Group (S/N 10000000–10967790)**

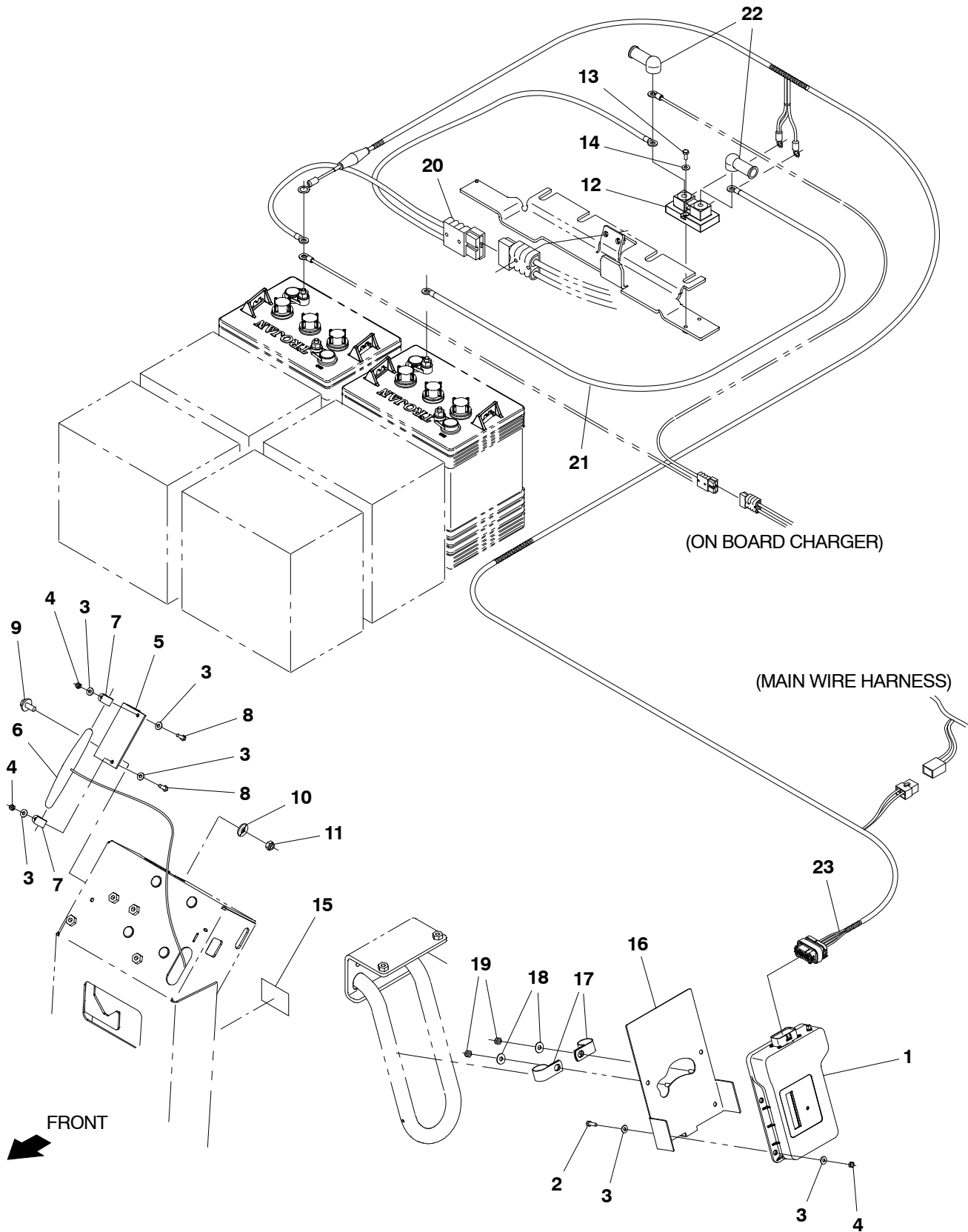


Fig. 18 – Telemetry Group (S/N 10000000–10967790)

Ref.	Part No.	Serial Number	Description	Qty.	
1	1069467	(10000000–10967790 )	Controlbox Assy, Telem [Usa, 3G]	1	
1	1070541	(10000000–10967790 )	Controlbox Assy, Telem [3G, Intl]	1	
2	24199	(10000000–10967790 )	Screw, Hex, M5 X 0.80 X 16, Ss	4	
3	01683	(10000000–10967790 )	Washer, Flat, 10, Ss	12	
4	06549	(10000000–10967790 )	Nut, Hex, Lock, M5 X 0.80, NI	6	
5	1070402	(10000000–10967790 )	Angle, Mtg, Antenna, Telem	1	
6	1070659	(10000000–10967790 )	Antenna, Telem, 70 In [Gprs]	1	
7	140916	(10000000–10967790 )	Clamp, Cable, Nyl, 0.62d, Nat	2	
8	24199	(10000000–10967790 )	Screw, Hex, M5 X 0.80 X 16, Ss	2	
9	1020341	(10000000–10967790 )	Screw, Hex, M8 X 1.25 X 20, Ss, Sems	2	
10	01685	(10000000–10967790 )	Washer, Flat, 0.38b 0.88d .08, Ss	2	
11	08713	(10000000–10967790 )	Nut, Hex, Lock, M8 X 1.25, NI, Ss	2	
12	1070384	(10000000–10967790 )	Shunt, 050mv 250a	1	
13	12323	(10000000–10967790 )	Screw, Pan, Phl, M4 X 0.70 X 20, Ss	2	
14	19064	(10000000–10967790 )	Washer, Flat, 0.16b 0.38d .05, Pl, 06	2	
15	1069580	(10000000–10967790 )	Label, Opertnl, Telem [Fcc/lc]	1	
16	1203695	(10000000–10967790 )	Bracket Wldt, Mtg, Box	1	
17	69234	(10000000–10967790 )	Clamp, Cable, Stil, 1.00d X 0.75w, 1hole	2	
18	01684	(10000000–10967790 )	Washer, Flat, 0.27b 0.69d .05, Ss	2	
19	08712	(10000000–10967790 )	Nut, Hex, Lock, M6 X 1.00, NI, Ss	2	
20	1070978	(10000000–10967790 )	Cable Assy, 4ga [T12 – Telemetry]	1	
21	1070498	(10000000–10967790 )	Cable, 4ga, Blk [6200e, Telemetry]	1	
22	611221	(10000000–10967790 )	Boot, Terminal, Battery, 25.4mm, Blk	2	
▽	23	1070042	(10000000–10967790 )	Harness, Ele, [Telemetry T12]	1
▲	9009990	(10000000–10967790 )	Fuse. 002A. 250Vdc, Cartridge	1	

# OPTIONS

Fig. 19 – Telemetry Group (S/N 10967791–19999999)

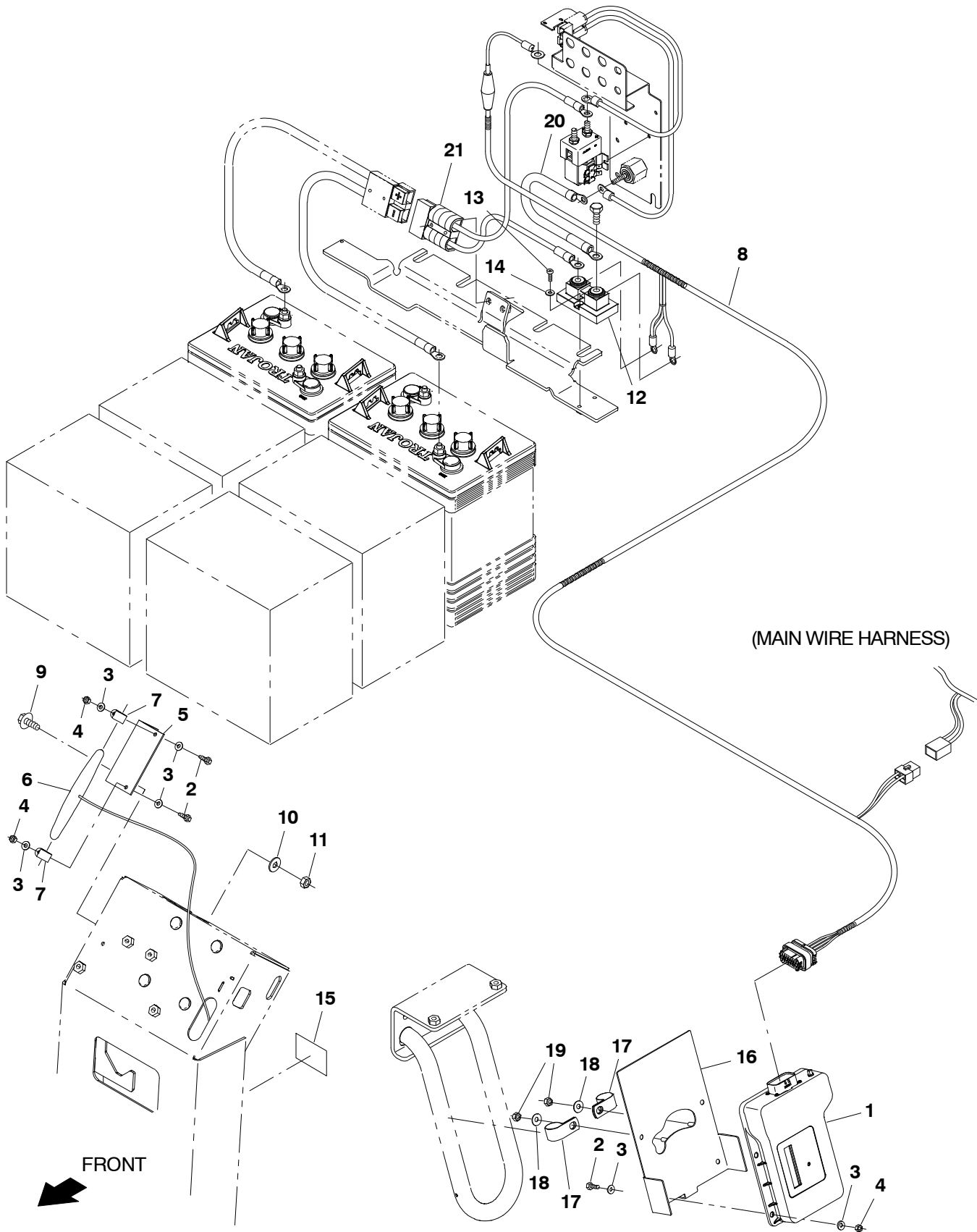


Fig. 19 – Telemetry Group (S/N 10967791–19999999)

Ref.	Part No.	Serial Number	Description	Qty.	
1	1069467	(10967791–19999999 )	Controlbox Assy, Telem [Usa, 3G]	1	
1	1070541	(10967791–19999999 )	Controlbox Assy, Telem [3G, Intl]	1	
2	24199	(10967791–19999999 )	Screw, Hex, M5 X 0.80 X 16, Ss	6	
3	01683	(10967791–19999999 )	Washer, Flat, 10, Ss	12	
4	06549	(10967791–19999999 )	Nut, Hex, Lock, M5 X 0.80, NI	6	
5	1070402	(10967791–19999999 )	Angle, Mtg, Antenna, Telem	1	
6	1070659	(10967791–19999999 )	Antenna, Telem, 70 In [Gprs]	1	
7	140916	(10967791–19999999 )	Clamp, Cable, Nyl, 0.62d, Nat	2	
▽	8	1070042	(10967791–19999999 )	Harness, Ele, [Telemetry T12]	1
▲	9009990	(10967791–19999999 )	Fuse. 002A. 250Vdc, Cartridge	1	
9	1020341	(10967791–19999999 )	Screw, Hex, M8 X 1.25 X 20, Ss, Sems	2	
10	01685	(10967791–19999999 )	Washer, Flat, 0.38b 0.88d .08, Ss	2	
11	08713	(10967791–19999999 )	Nut, Hex, Lock, M8 X 1.25, NI, Ss	2	
12	1070384	(10967791–19999999 )	Shunt, 050mv 250a	1	
13	12323	(10967791–19999999 )	Screw, Pan, Phl, M4 X 0.70 X 20, Ss	2	
14	19064	(10967791–19999999 )	Washer, Flat, 0.16b 0.38d .05, Pl, 06	2	
15	1069580	(10967791–19999999 )	Label, Opertnl, Telem [Fcc/lc]	1	
16	1203695	(10967791–19999999 )	Bracket Wldt, Mtg, Box	1	
17	69234	(10967791–19999999 )	Clamp, Cable, Stl, 1.00d X 0.75w, 1hole	2	
18	01684	(10967791–19999999 )	Washer, Flat, 0.27b 0.69d .05, Ss	2	
19	08712	(10967791–19999999 )	Nut, Hex, Lock, M6 X 1.00, NI, Ss	2	
20	1076675	(10967791–19999999 )	Cable Assy, 4ga [T12 – Litelem]	1	
21	1070358	(10967791–19999999 )	Cable, 2ga, Blk, Telem [T16]	1	

# OPTIONS

Fig. 20 - Telemetry Group, Lithium-Ion Battery (S/N 10967791-19999999)

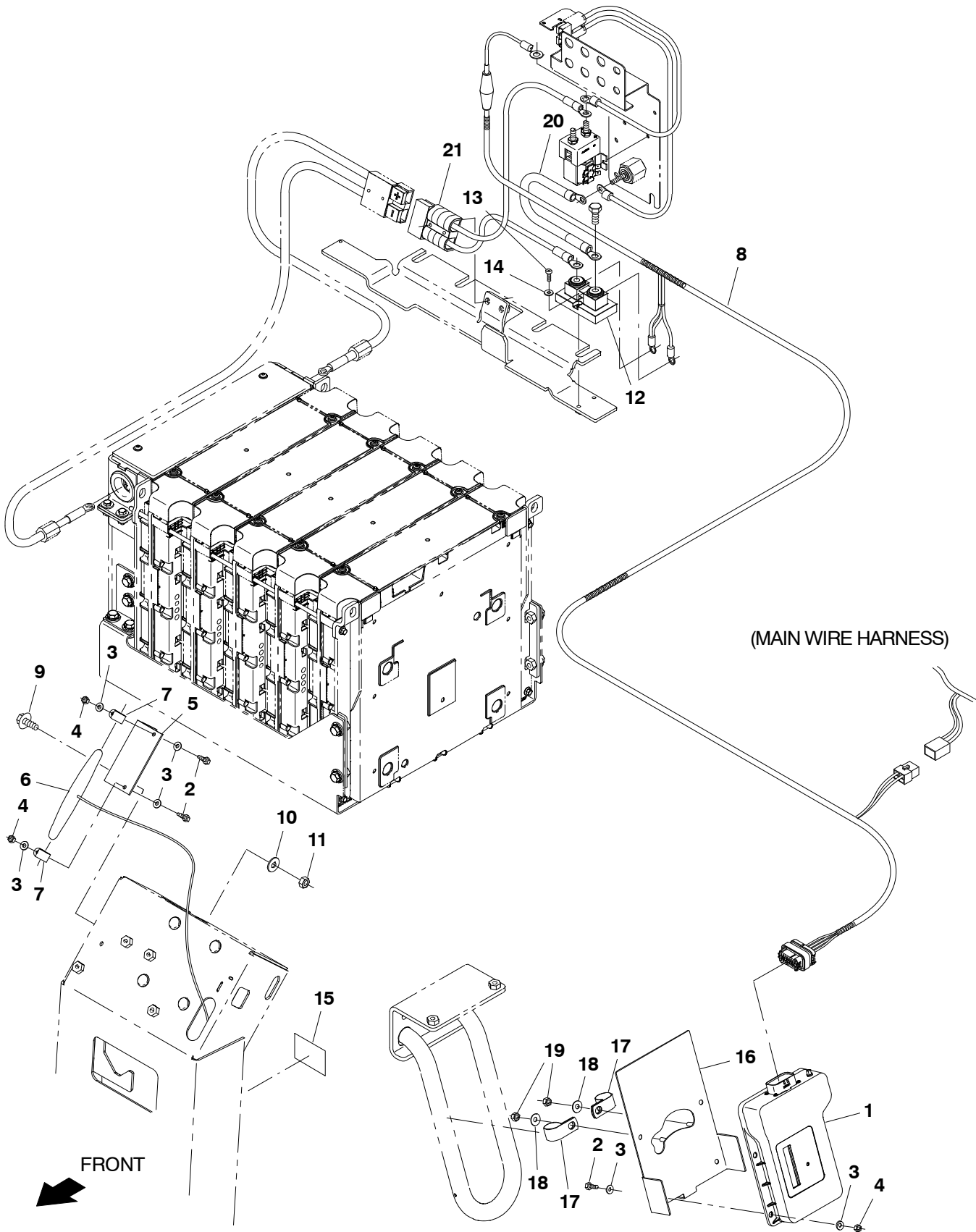
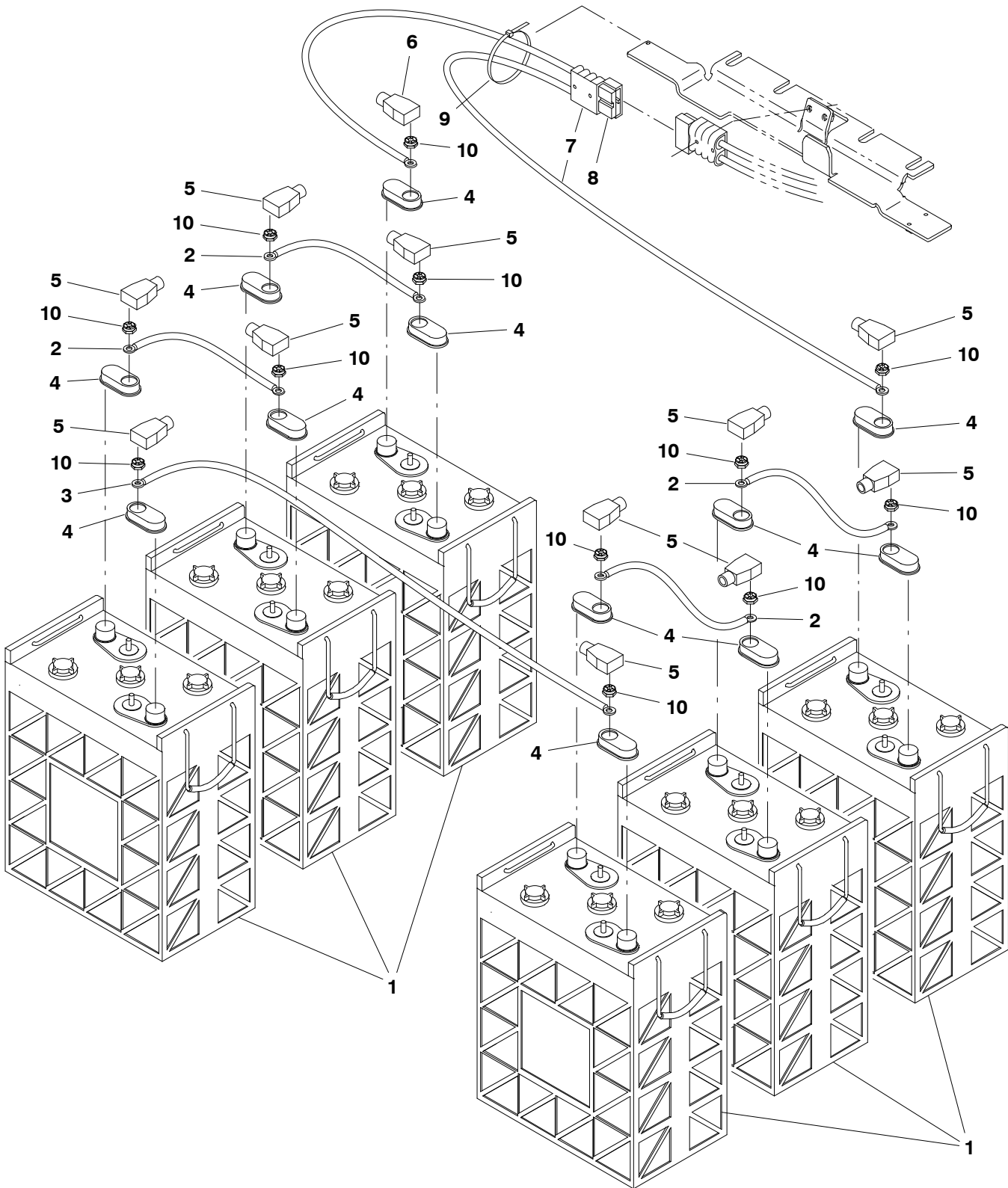


Fig. 20 – Telemetry Group, Lithium-Ion Battery (S/N 10967791–19999999)

Ref.	Part No.	Serial Number	Description	Qty.	
1	1069467	(10967791–19999999 )	Controlbox Assy, Telem [Usa, 3G]	1	
1	1070541	(10967791–19999999 )	Controlbox Assy, Telem [3G, Intl]	1	
2	24199	(10967791–19999999 )	Screw, Hex, M5 X 0.80 X 16, Ss	6	
3	01683	(10967791–19999999 )	Washer, Flat, 10, Ss	12	
4	06549	(10967791–19999999 )	Nut, Hex, Lock, M5 X 0.80, NI	6	
5	1070402	(10967791–19999999 )	Angle, Mtg, Antenna, Telem	1	
6	1070659	(10967791–19999999 )	Antenna, Telem, 70 In [Gprs]	1	
7	140916	(10967791–19999999 )	Clamp, Cable, Nyl, 0.62d, Nat	2	
▽	8	1070042	(10967791–19999999 )	Harness, Ele, [Telemetry T12]	1
▲	9009990	(10967791–19999999 )	Fuse. 002A. 250Vdc, Cartridge	1	
9	1020341	(10967791–19999999 )	Screw, Hex, M8 X 1.25 X 20, Ss, Sems	2	
10	01685	(10967791–19999999 )	Washer, Flat, 0.38b 0.88d .08, Ss	2	
11	08713	(10967791–19999999 )	Nut, Hex, Lock, M8 X 1.25, NI, Ss	2	
12	1070384	(10967791–19999999 )	Shunt, 050mv 250a	1	
13	12323	(10967791–19999999 )	Screw, Pan, Phl, M4 X 0.70 X 20, Ss	2	
14	19064	(10967791–19999999 )	Washer, Flat, 0.16b 0.38d .05, Pl, 06	2	
15	1069580	(10967791–19999999 )	Label, Opertnl, Telem [Fcc/lc]	1	
16	1203695	(10967791–19999999 )	Bracket Wldt, Mtg, Box	1	
17	69234	(10967791–19999999 )	Clamp, Cable, Stl, 1.00d X 0.75w, 1hole	2	
18	01684	(10967791–19999999 )	Washer, Flat, 0.27b 0.69d .05, Ss	2	
19	08712	(10967791–19999999 )	Nut, Hex, Lock, M6 X 1.00, NI, Ss	2	
20	1076675	(10967791–19999999 )	Cable Assy, 4ga [T12 – Litelem]	1	
21	1070358	(10967791–19999999 )	Cable, 2ga, Blk, Telem [T16]	1	

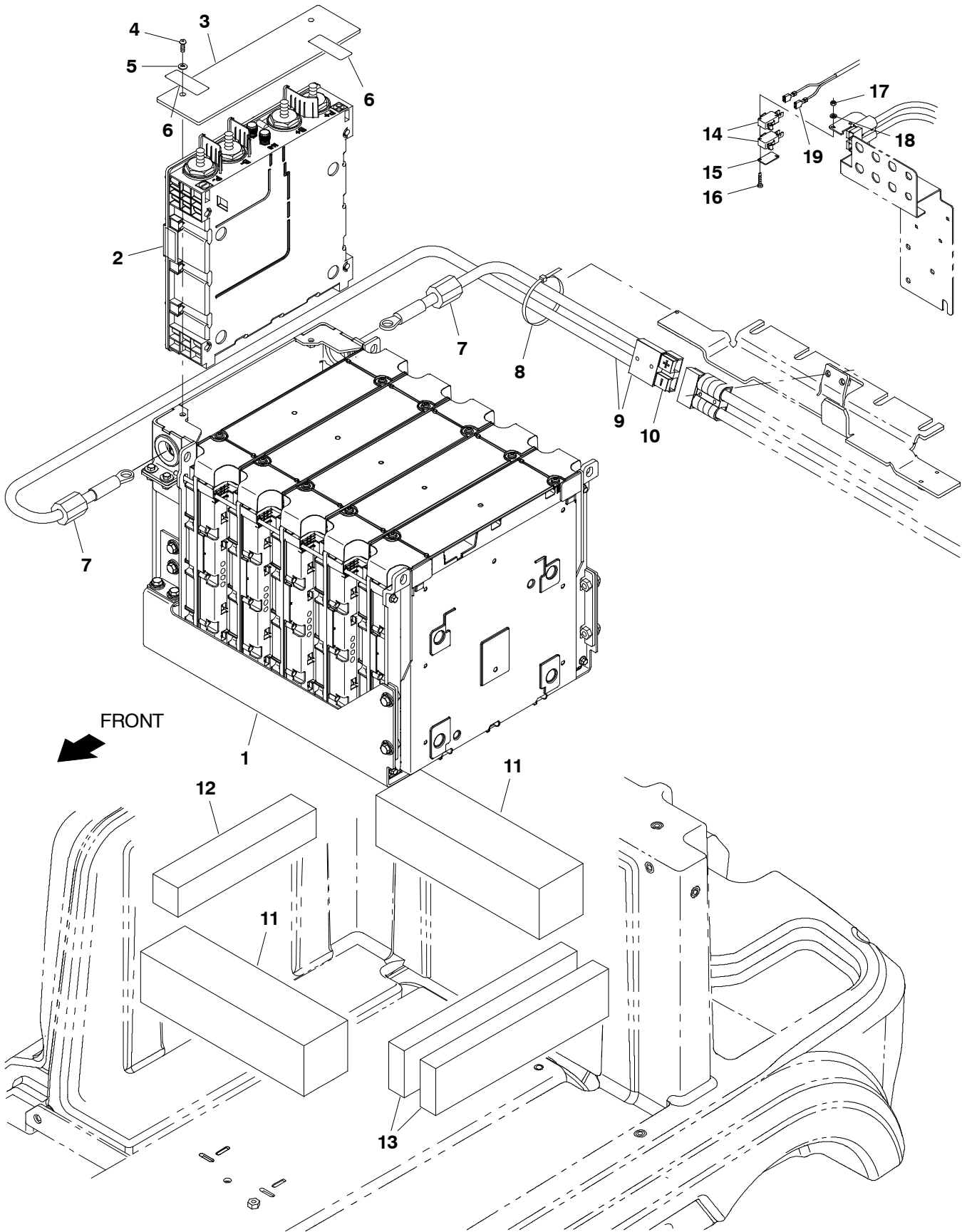
Fig. 21 - Battery Group, 36V 360Ah



**Fig. 21 – Battery Group, 36V 360Ah**

<b>Ref.</b>	<b>Part No.</b>	<b>Serial Number</b>	<b>Description</b>	<b>Qty.</b>
1	1070587	(10000000–19999999 )	Battery, Wet, 06Vdc 0360Ah, W/Carton	6
2	223356	(10000000–19999999 )	Cable, 04ga 12.0l Blk .34ring /.34ring	4
3	223364	(10000000–19999999 )	Cable, 04ga 18.0l Blk .34ring /.34ring	1
4	1041030	(10000000–19999999 )	Cap, Battery	12
5	68872	(10000000–19999999 )	Boot, Terminal, Battery, 02–01Ga, Blk	10
6	68873	(10000000–19999999 )	Boot, Terminal, Battery, 02–01Ga, Red	1
▽	7	223361	(10000000–19999999 ) Cable Assy, 04ga .34ring /.34ring, 175a	1
▲	8	22892	(10000000–19999999 ) Connector, Anderson, 175a, Gray	1
9	130773	(10000000–19999999 )	Tie, Cable, Nyl, 11.0l, .14w, 3.0 Max. D	1
10	87435	(10000000–19999999 )	Nut, Hex, Flexlock, .31–18	12

Fig. 22 - Battery Group, Lithium-Ion, 36V, 10.2 Kwh

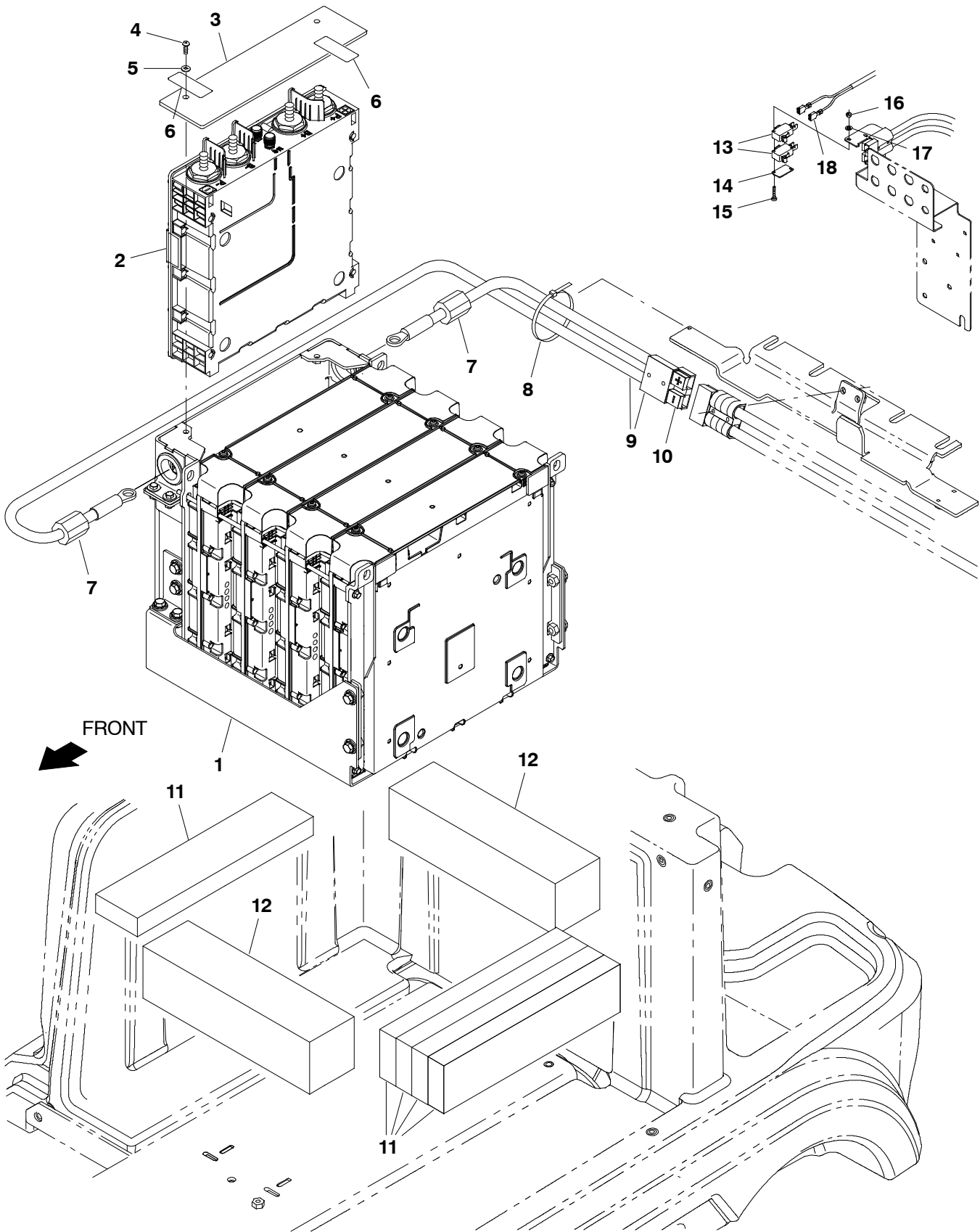


**Fig. 22 - Battery Group, Lithium-Ion, 36V, 10.2 Kwh**

	<b>Ref.</b>	<b>Part No.</b>	<b>Serial Number</b>	<b>Description</b>	<b>Qty.</b>
▽	1	9019372	(10967791- 19999999 )	Battery Assy, Li-Ion, 36v, 10.2 Kwh	1
▲	2	1240228*	(10967791- 19999999 )	Controller, Battery, Li-Ion, 36vdc [Bms]	1
▲	3	1249104*	(10967791- 19999999 )	Plate, Cover	1
▲	4	1205799*	(10967791- 19999999 )	Screw, Btn, M5 X 0.8 X 16, 8.8, NI, Torx	2
▲	5	01683*	(10967791- 19999999 )	Washer, Flat, 10, Ss	2
▲	6	1247763*	(10967791- 19999999 )	Label [Anti-Tamper]	12
▲	7	1052126*	(10967791- 19999999 )	Inductor, 12.7mmid [156 Imp At 25mhz]	2
▲	8	763115	(10967791- 19999999 )	Tie, Cable, 6.0l, 1.25d Max	2
▲▽	9	1076495*	(10967791- 19999999 )	Cable Assy, Battery, 02ga [T12,T16]	1
▲▲	10	22892*	(10967791- 19999999 )	Connector, Anderson, 175a, Gray	1
	11	1243753	(10967791- 19999999 )	Spacer, Battery, 3.5 X 3.5 X 13.0	2
	12	83415	(10967791- 19999999 )	Spacer, Battery, Foam, 2.00 X 2.0 X 11.0	1
	13	630375	(10967791- 19999999 )	Spacer, Battery, Foam, 1.25 X 3.3 X 13.7	2
	14	600437	(10967791- 19999999 )	Switch, Snap, 15a, Rlr	1
	15	601359	(10967791- 19999999 )	Plate, Backing, Switch	1
	16	06924	(10967791- 19999999 )	Screw, Pan, Phi, M3 X 0.50 X 30, 4.8	2
	17	579211	(10967791- 19999999 )	Nut, Hex, Lock, M3 X 0.50, NI, Ss	2
	18	39658	(10967791- 19999999 )	Washer, Lock, Int, 04	2
	19	1242133	(10967791- 19999999 )	Harness, Cntrl, Battery [Off- B T12 T16]	1

\* Requires Tennant *True* service or an authorized Tennant service provider.

Fig. 23 - Battery Group, Lithium-Ion, 36V, 8.2 Kwh



**Fig. 23 - Battery Group, Lithium-Ion, 36V, 8.2 Kwh**

	Ref.	Part No.	Serial Number	Description	Qty.
▽	1	9019370	(10967791-19999999 )	Battery Assy, Li-Ion, 36v, 8.2 Kwh	1
▲	2	1240228*	(10967791-19999999 )	Controller, Battery, Li-Ion, 36vdc [Bms]	1
▲	3	1249104*	(10967791-19999999 )	Plate, Cover	1
▲	4	1205799*	(10967791-19999999 )	Screw, Btn, M5 X 0.8 X 16, 8.8, NI, Torx	2
▲	5	01683*	(10967791-19999999 )	Washer, Flat, 10, Ss	2
▲	6	1247763*	(10967791-19999999 )	Label [Anti-Tamper]	10
▲	7	1052126*	(10967791-19999999 )	Inductor, 12.7mmid [156 Imp At 25mhz]	2
▲	8	763115	(10967791-19999999 )	Tie, Cable, 6.0l, 1.25d Max	2
▽▲	9	1076495*	(10967791-19999999 )	Cable Assy, Battery, 02ga [T12,T16]	1
▲▲	10	22892*	(10967791-19999999 )	Connector, Anderson, 175a, Gray	1
	11	630375	(10967791-19999999 )	Spacer, Battery, Foam, 1.25 X 3.3 X 13.7	5
	12	1243753	(10967791-19999999 )	Spacer, Battery, 3.5 X 3.5 X 13.0	2
	13	600437	(10967791-19999999 )	Switch, Snap, 15a, Rlr	1
	14	601359	(10967791-19999999 )	Plate, Backing, Switch	1
	15	06924	(10967791-19999999 )	Screw, Pan, Phl, M3 X 0.50 X 30, 4.8	2
	16	579211	(10967791-19999999 )	Nut, Hex, Lock, M3 X 0.50, NI, Ss	2
	17	39658	(10967791-19999999 )	Washer, Lock, Int, 04	2
	18	1242133	(10967791-19999999 )	Harness, Cntrl, Battery [Off- B T12 T16]	1

\* Requires Tennant *True* service or an authorized Tennant service provider.

Fig. 24 - Battery Group, Lithium-Ion, 36V, 4.1 Kwh

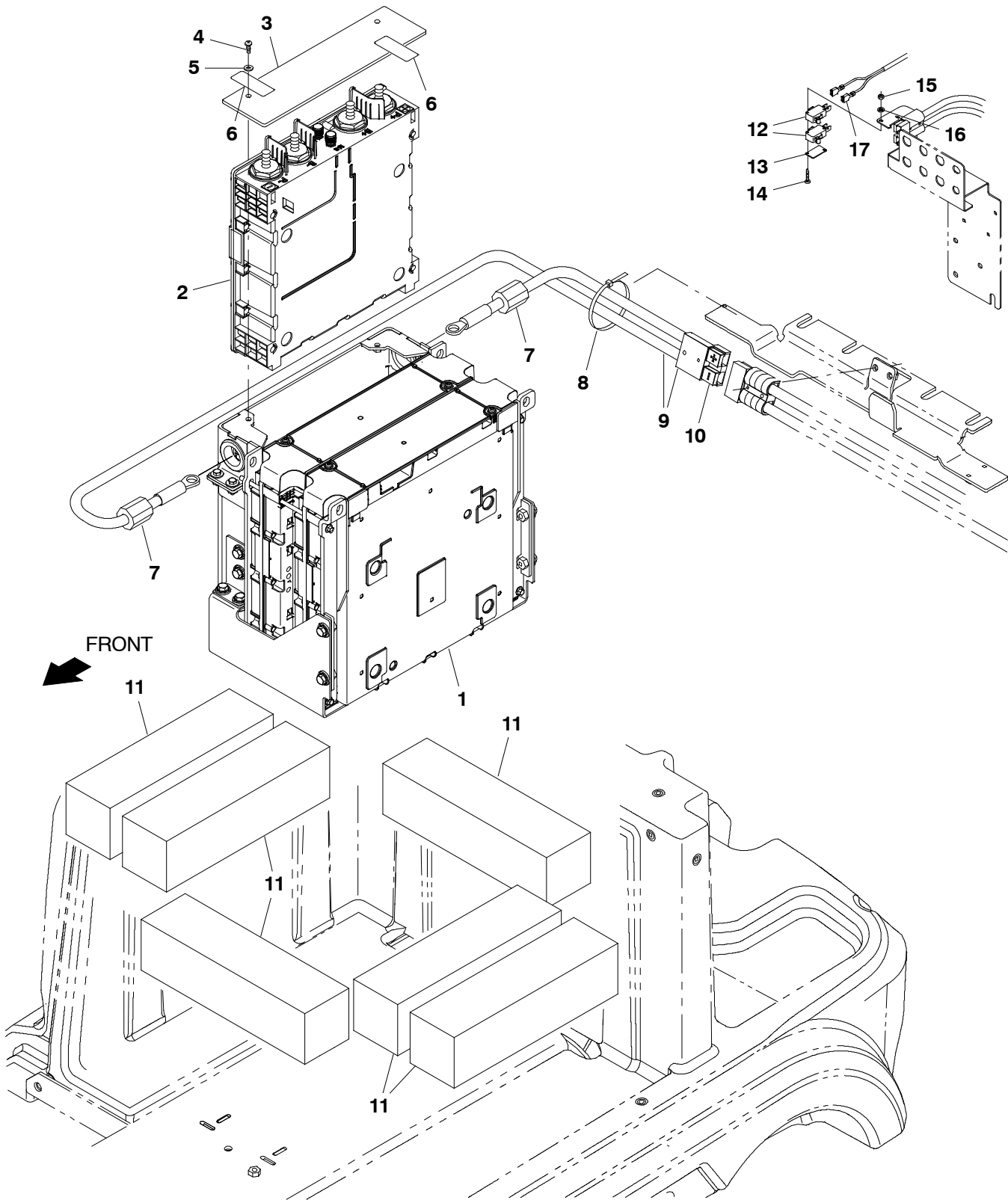


Fig. 24 - Battery Group, Lithium-Ion, 36V, 4.1 Kwh

Ref.	Part No.	Serial Number	Description	Qty.
▽	1	9019371	(10967791-19999999 ) Battery Assy, Li-Ion, 36v, 4.1 Kwh	1
▲	2	1240228*	(10967791-19999999 ) Controller, Battery, Li-Ion, 36vdc [Bms]	1
▲	3	1249104*	(10967791-19999999 ) Plate, Cover	1
▲	4	1205799*	(10967791-19999999 ) Screw, Btn, M5 X 0.8 X 16, 8.8, NI, Torx	2
▲	5	01683*	(10967791-19999999 ) Washer, Flat, 10, Ss	2
▲	6	1247763*	(10967791-19999999 ) Label [Anti-Tamper]	6
▲	7	1052126*	(10967791-19999999 ) Inductor, 12.7mmid [156 Imp At 25mhz]	2
▲	8	763115	(10967791-19999999 ) Tie, Cable, 6.0l, 1.25d Max	2
▽▲	9	1076495*	(10967791-19999999 ) Cable Assy, Battery, 02ga [T12,T16]	1
▲▲	10	22892*	(10967791-19999999 ) Connector, Anderson, 175a, Gray	1
	11	1243753	(10967791-19999999 ) Spacer, Battery, 3.5 X 3.5 X 13.0	6
	12	600437	(10967791-19999999 ) Switch, Snap, 15a, Rlr	1
	13	601359	(10967791-19999999 ) Plate, Backing, Switch	1
	14	06924	(10967791-19999999 ) Screw, Pan, Phi, M3 X 0.50 X 30, 4.8	2
	15	579211	(10967791-19999999 ) Nut, Hex, Lock, M3 X 0.50, NI, Ss	2
	16	39658	(10967791-19999999 ) Washer, Lock, Int, 04	2
	17	1242133	(10967791-19999999 ) Harness, Cntrl, Battery [Off- B T12 T16]	1

\* Requires Tennant *True* service or an authorized Tennant service provider.

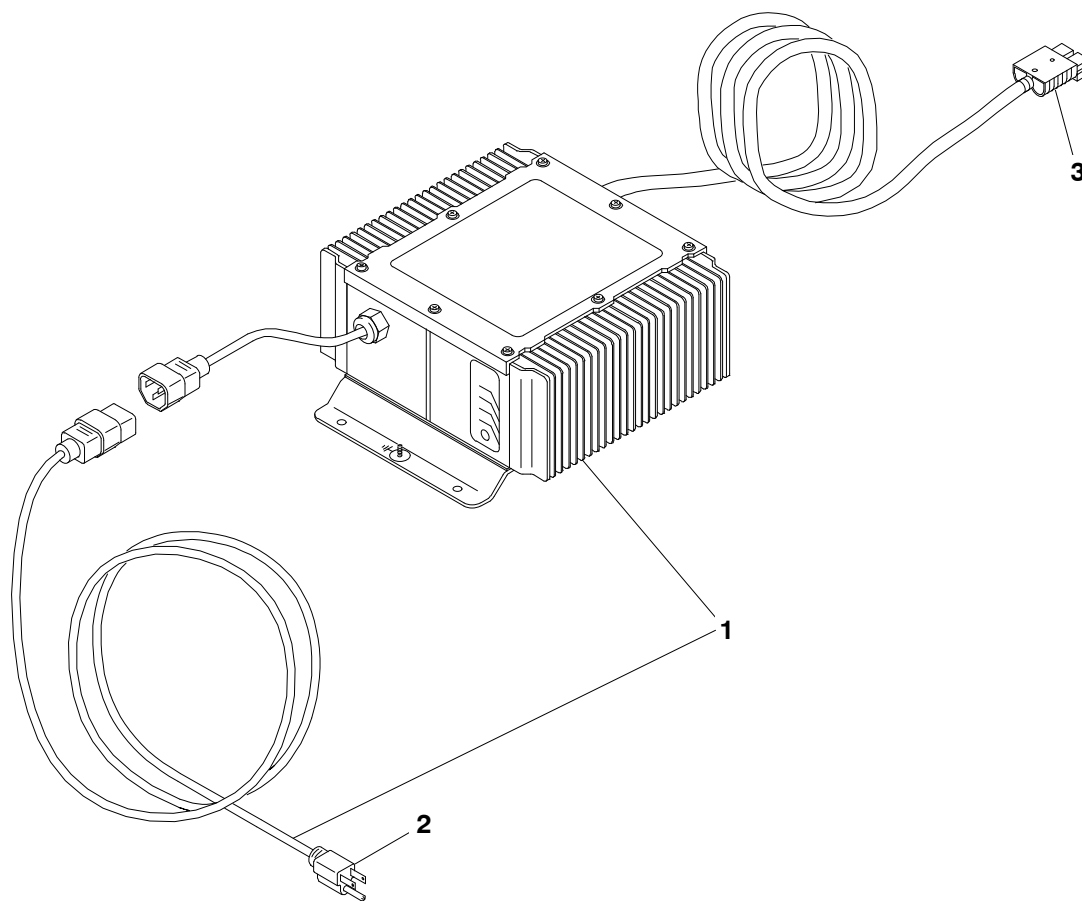
**Fig. 25 – Lithium-Ion Battery Lifting Kit**



356950

	<b>Ref.</b>	<b>Part No.</b>	<b>Serial Number</b>	<b>Description</b>	<b>Qty.</b>
▽	1	9020678	(10967791-19999999 )	Parts Kit, Lift [Li-Ion]	1
▲	2	1249635	(10967791-19999999 )	Hook Assy, Lift, Battery	1

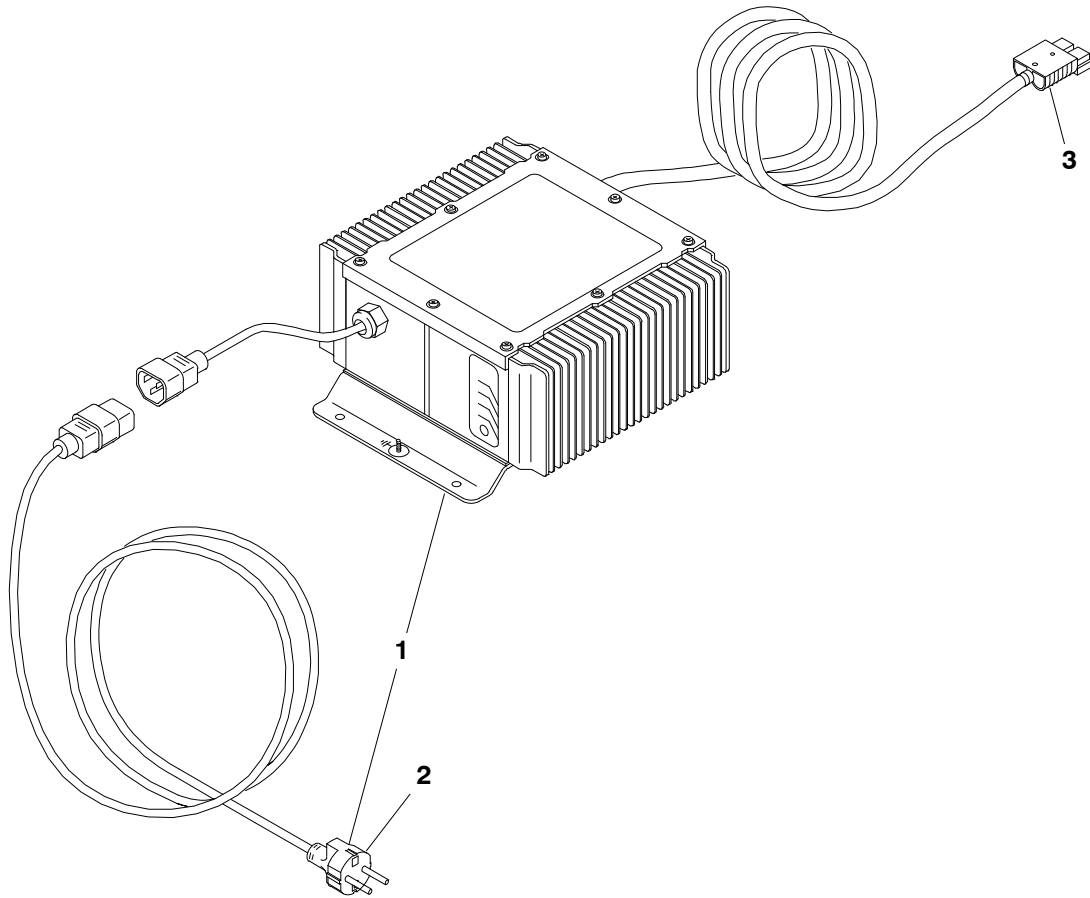
Fig. 26 – Battery Charger Group



356199

	Ref.	Part No.	Serial Number	Description	Qty.
▽	1	9001055	(10000000-19999999 )	Charger Kit, 36vdc 021a, 1ph,Domestic,Ci	1
▲	2	1017079	(10000000-19999999 )	Cord, Extn, 16ga /3, 10ft [Sjt]	1
▲	3	130155	(10000000-19999999 )	Connector, Battery, 6ga 50a, Gray[2cont]	1

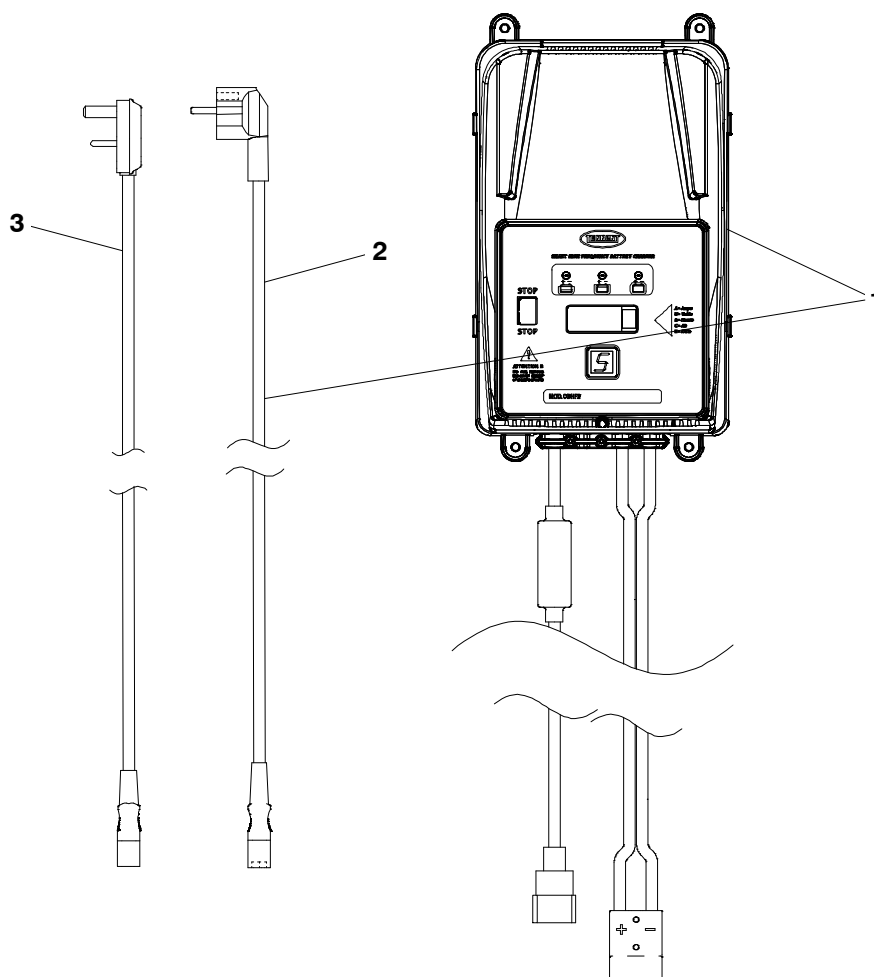
**Fig. 27 – Battery Charger Group, International Only**



356201

	<b>Ref.</b>	<b>Part No.</b>	<b>Serial Number</b>	<b>Description</b>	<b>Qty.</b>
▽	1	9001062	(10000000–19999999 )	Charger Kit, 36Vdc 021a, 1ph, Ci	1
▲	2	1019426	(10000000–19999999 )	Cord, Chrgr, Ele, [Japanese]	1
▲	3	130155	(10000000–19999999 )	Connector, Battery, 6ga 50a, Gray[2cont]	1
	<b>Ref.</b>	<b>Part No.</b>	<b>Serial Number</b>	<b>Description</b>	<b>Qty.</b>
▽	1	9001054	(10000000–19999999 )	Charger Kit, 36Vdc 21A 85–265Vac, 1Ph 45/65Hz	1
▲	2	1019242	(10000000–19999999 )	Cord, Chrgr, Ele {European}	1
▲	3	130155	(10000000–19999999 )	Connector, Battery, 6ga 50a, Gray[2cont]	1

Fig. 28 – Battery Charger Group



356376

Ref.	Part No.	Serial Number	Description	Qty.
▽ 1	1071798	(10000000–19999999 )	Charger, 36Vdc 030A Wet Sb050G 230Vac	1
▲ 2	1043746	(10000000–19999999 )	Cable, Charger Eu Bc5 & 7	1
▲ 3	1041716	(10000000–19999999 )	Cable, Charger Uk, Bc5 & 7 (UK Only)	1

Fig. 29 – On-Board Charger Kit

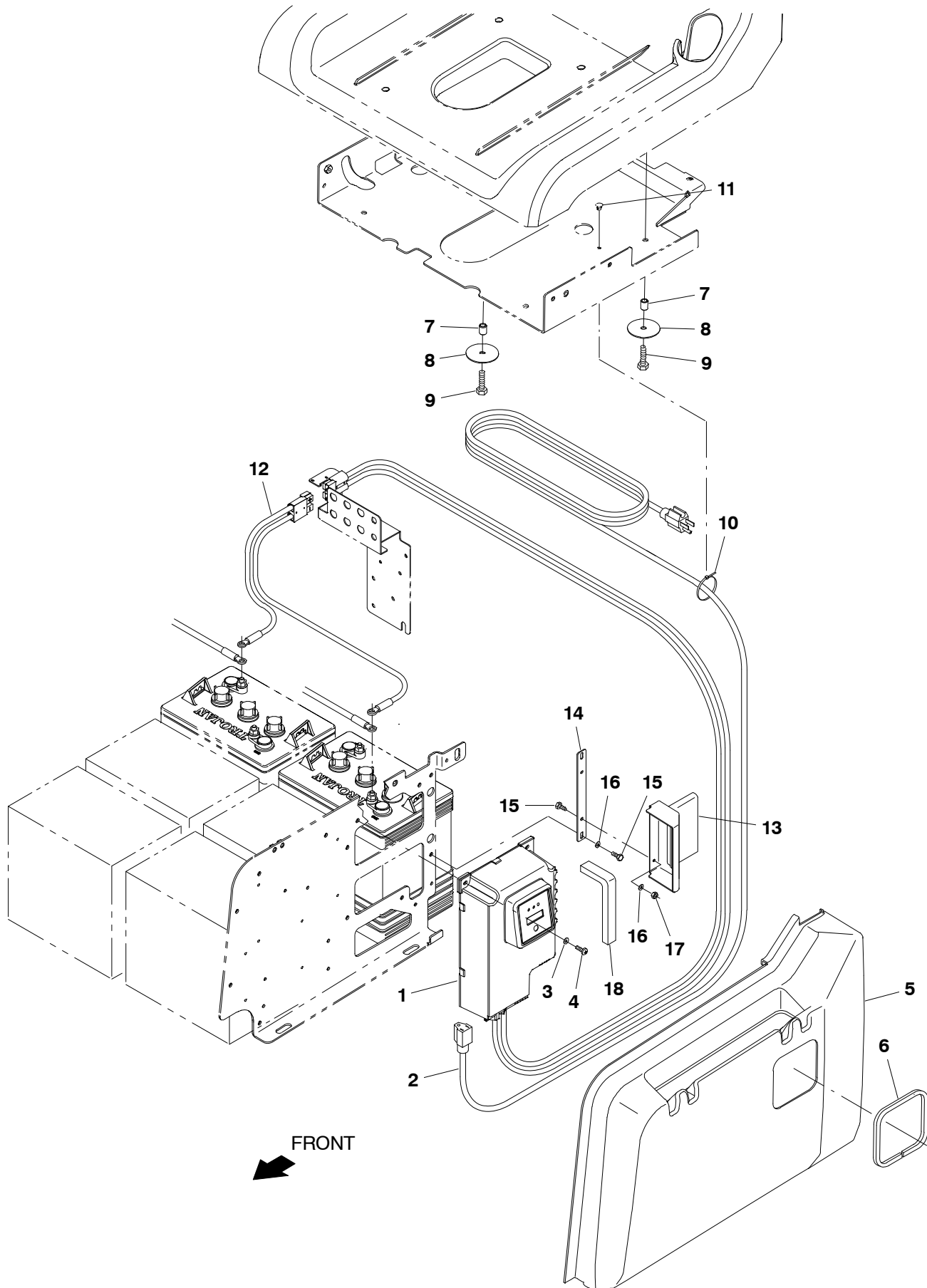


Fig. 29 – On-Board Charger Kit

Ref.	Part No.	Serial Number	Description	Qty.
▽	9009866	(10000000-19999999 )	Charger Kit, On-Board, Us Ci [T12]	1
▲▽	1 1246421	(10000000-19999999 )	Charger, 36vdc 20a 115-240vac [Onb]	1
▲▲	1030692	(10000000-19999999 )	Fuse, 15a, Replmt	1
▲	2 1073882	(10000000-19999999 )	Cord, Power, 14/3, 15A, 15ft Blk [Us]	1
▲	3 140011	(10000000-19999999 )	Washer, Flat, 0.21b 0.45d .03, Ss	3
▲	4 06933	(10000000-19999999 )	Screw, Pan, Phl, M5 X 0.80 X 16, 4.8	3
▲	5 1201501	(10000000-19999999 )	Cover, Access, Chrgr, Trimmed	1
▲	6 1020170	(10000000-19999999 )	Molding, Afmkt, Trim, Pvc, .08 .11, 02ft	1
▲	7 80395	(10000000-19999999 )	Sleeve, P/M, 0.32b 0.50d 0.7l [430ss]	2
▲	8 373117	(10000000-19999999 )	Washer, Flat, 0.38b 2.25d .07, Stil, Pnt	2
▲	9 09011	(10000000-19999999 )	Screw, Hex, M8 X 1.25 X 30, Ss	2
▲	10 763115	(10000000-19999999 )	Tie, Cable, 6.0l, 1.25d Max	1
▲	11 1202868	(10000000-19999999 )	Clip, Tie, 0.25d, Plstc	1
▲	12 1070508	(10000000-19999999 )	Cable Assy, 6ga [6100e - Telemetry]	1
▲	13 1206036	(10000000-19999999 )	Duct, Outlet, Heat	1
▲	14 1206052	(10000000-19999999 )	Plate, Mtg, Heat Duct	1
▲	15 09738	(10000000-19999999 )	Screw, Hex, M5 X 0.80 X 12, Ss	4
▲	16 140011	(10000000-19999999 )	Washer, Flat, 0.21b 0.45d .03, Ss	4
▲	17 09739	(10000000-19999999 )	Nut, Hex, Lock, M5 X 0.80, NI, Ss	2
▲	18 1206096	(10000000-19999999 )	Seal, Foam, 0.50 0.75w 8.0l, Pvc, Adh	1

Fig. 30 – On-Board Charger Group, International

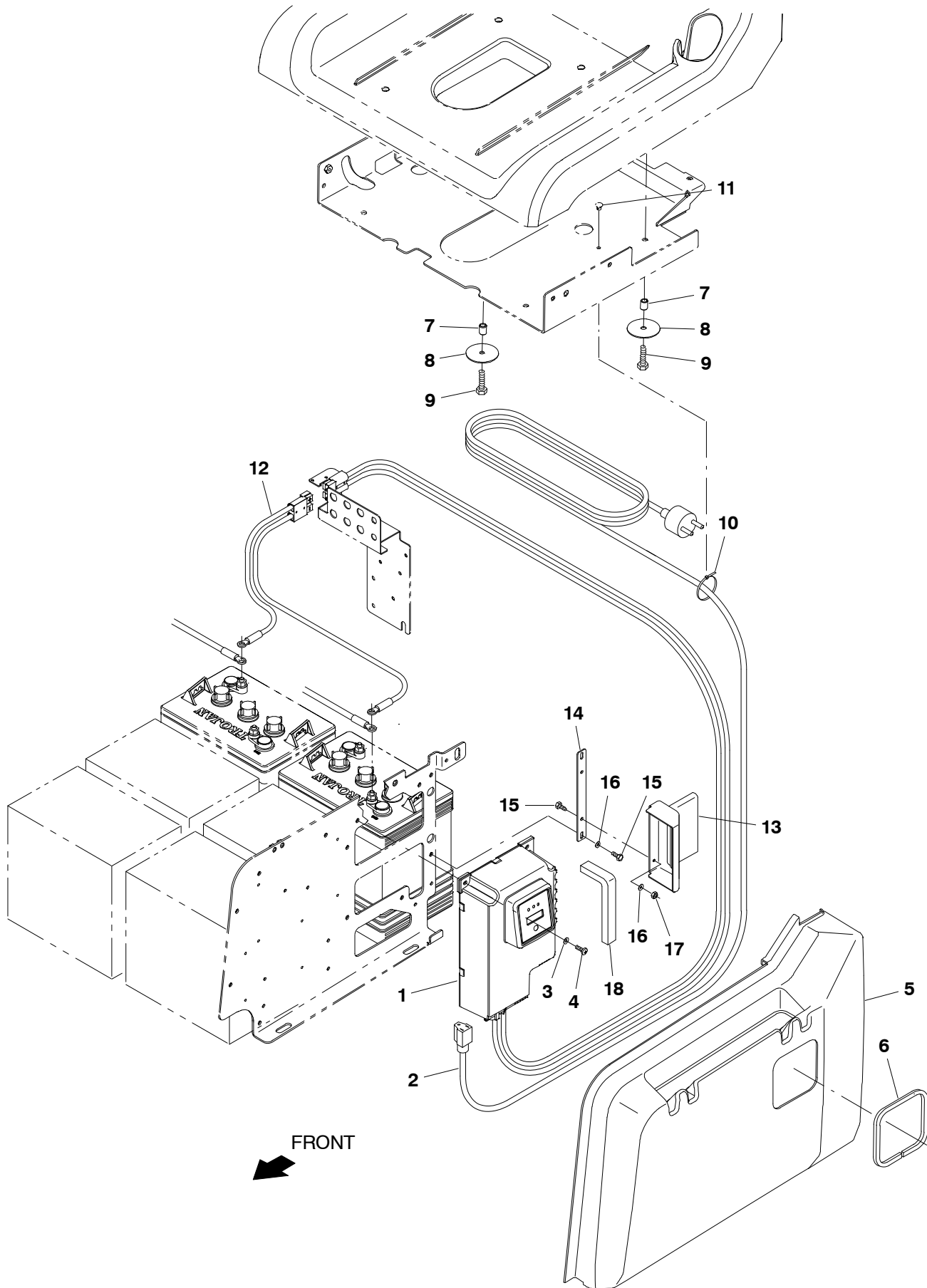


Fig. 30 – On-Board Charger Group, International

Ref.	Part No.	Serial Number	Description	Qty.
▽	1	1246421	(10000000-19999999 ) Charger, 36vdc 20a 115-240vac [Onb]	1
▲		1030692	(10000000-19999999 ) Fuse, 15a, Replmt	1
▲	2	1019242	(10000000-19999999 ) Cord, Chrgr, Ele [European]	1
▲	2	1026325	(10000000-19999999 ) Cord, Power, 1.0mm2/3 Blk[2.5Meter, Australia]	1
	3	140011	(10000000-19999999 ) Washer, Flat, 0.21b 0.45d .03, Ss	3
	4	1206096	(10000000-19999999 ) Seal, Foam, 0.50 0.75w 8.0l, Pvc, Adh	1
	5	09739	(10000000-19999999 ) Nut, Hex, Lock, M5 X 0.80, NI, Ss	2
	6	1020170	(10000000-19999999 ) Molding, Afmkt, Trim, Pvc, .08 .11, 02ft	1
	7	80395	(10000000-19999999 ) Sleeve, P/M, 0.32b 0.50d 0.7l [430ss]	2
	8	373117	(10000000-19999999 ) Washer, Flat, 0.38b 2.25d .07, Stil, Pnt	2
	9	09011	(10000000-19999999 ) Screw, Hex, M8 X 1.25 X 30, Ss	2
	10	763115	(10000000-19999999 ) Tie, Cable, 6.0l, 1.25d Max	1
	11	1202868	(10000000-19999999 ) Clip, Tie, 0.25d, Plstc	1
	12	1070508	(10000000-19999999 ) Cable Assy, 6ga [6100e - Telemetry]	1
	13	1206036	(10000000-19999999 ) Duct, Outlet, Heat	1
	14	1206052	(10000000-19999999 ) Plate, Mtg, Heat Duct	1
	15	09738	(10000000-19999999 ) Screw, Hex, M5 X 0.80 X 12, Ss	4
	16	140011	(10000000-19999999 ) Washer, Flat, 0.21b 0.45d .03, Ss	4
	17	06933	(10000000-19999999 ) Screw, Pan, Phl, M5 X 0.80 X 16, 4.8	3

**Fig. 31 – On-Board Battery Charger Group, Lithium-Ion**

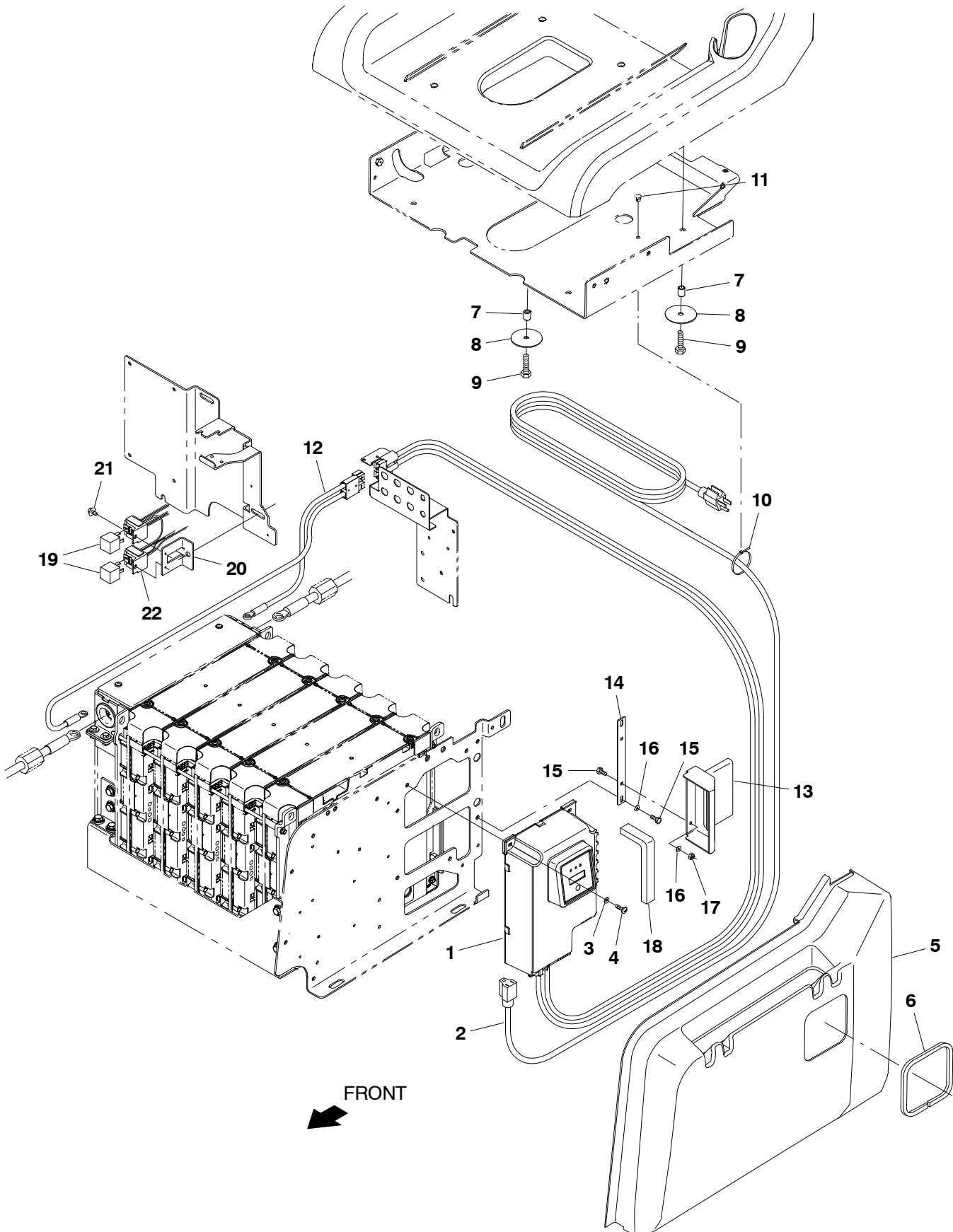
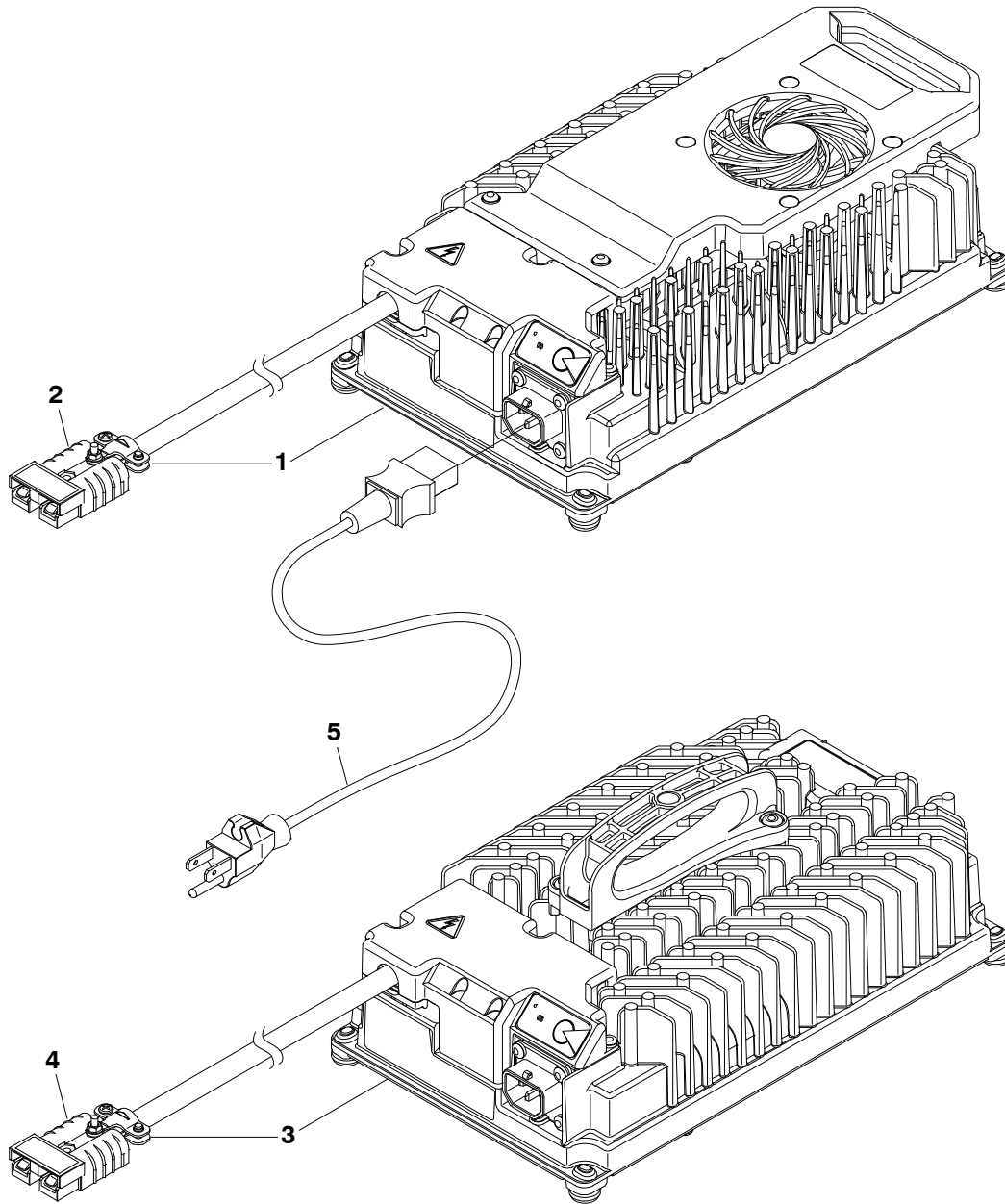


Fig. 31 - On-Board Battery Charger Group, Lithium-Ion

Ref.	Part No.	Serial Number	Description	Qty.
▽	9009866	(10967791-19999999)	Charger Kit, On- Board, Us Ci [T12]	1
▲▽	1 1246421	(10967791-19999999)	Charger, 36vdc 20a 115- 240vac [Onb]	1
▲▲	1030692	(10967791-19999999)	Fuse, 15a, Replmt	1
▲	2 1073882	(10967791-19999999)	Cord, Power, 14/3, 15A, 15ft Blk [Us]	1
▲	3 140011	(10967791-19999999)	Washer, Flat, 0.21b 0.45d .03, Ss	3
▲	4 06933	(10967791-19999999)	Screw, Pan, Phl, M5 X 0.80 X 16, 4.8	3
▲	5 1201501	(10967791-19999999)	Cover, Access, Chrgr, Trimmed	1
▲	6 1020170	(10967791-19999999)	Molding, Afmkt, Trim, Pvc, .08 .11, 02ft	1
▲	7 80395	(10967791-19999999)	Sleeve, P/M, 0.32b 0.50d 0.7l [430ss]	2
▲	8 373117	(10967791-19999999)	Washer, Flat, 0.38b 2.25d .07, Stil, Pnt	2
▲	9 09011	(10967791-19999999)	Screw, Hex, M8 X 1.25 X 30, Ss	2
▲	10 763115	(10967791-19999999)	Tie, Cable, 6.0l, 1.25d Max	1
▲	11 1202868	(10967791-19999999)	Clip, Tie, 0.25d, Plstc	1
▲	12 1070508*	(10967791-19999999)	Cable Assy, 6ga [6100e - Telemetry]	1
▲	13 1206990	(10967791-19999999)	Duct, Outlet, Heat	1
▲	14 1206052	(10967791-19999999)	Plate, Mtg, Heat Duct	1
▲	15 09738	(10967791-19999999)	Screw, Hex, M5 X 0.80 X 12, Ss	4
▲	16 140011	(10967791-19999999)	Washer, Flat, 0.21b 0.45d .03, Ss	4
▲	17 09739	(10967791-19999999)	Nut, Hex, Lock, M5 X 0.80, NI, Ss	2
▲	18 1206096	(10967791-19999999)	Seal, Foam, 0.50 0.75w 8.0l, Pvc, Adh	1
	19 398526	(10967791-19999999)	Relay, 36vdc, 005a, Spdt No [Greenwich]	2
	20 1246896	(10967791-19999999)	Bracket, Mtg, Relay	1
	21 223198	(10967791-19999999)	Screw, Hex, M5 X 0.80 X 10, Fmg	2
	22 1244766	(10967791-19999999)	Harness, Cntrl, Battery [On- B T12 T16]	1

\* Requires Tennant *True* service or an authorized Tennant service provider.

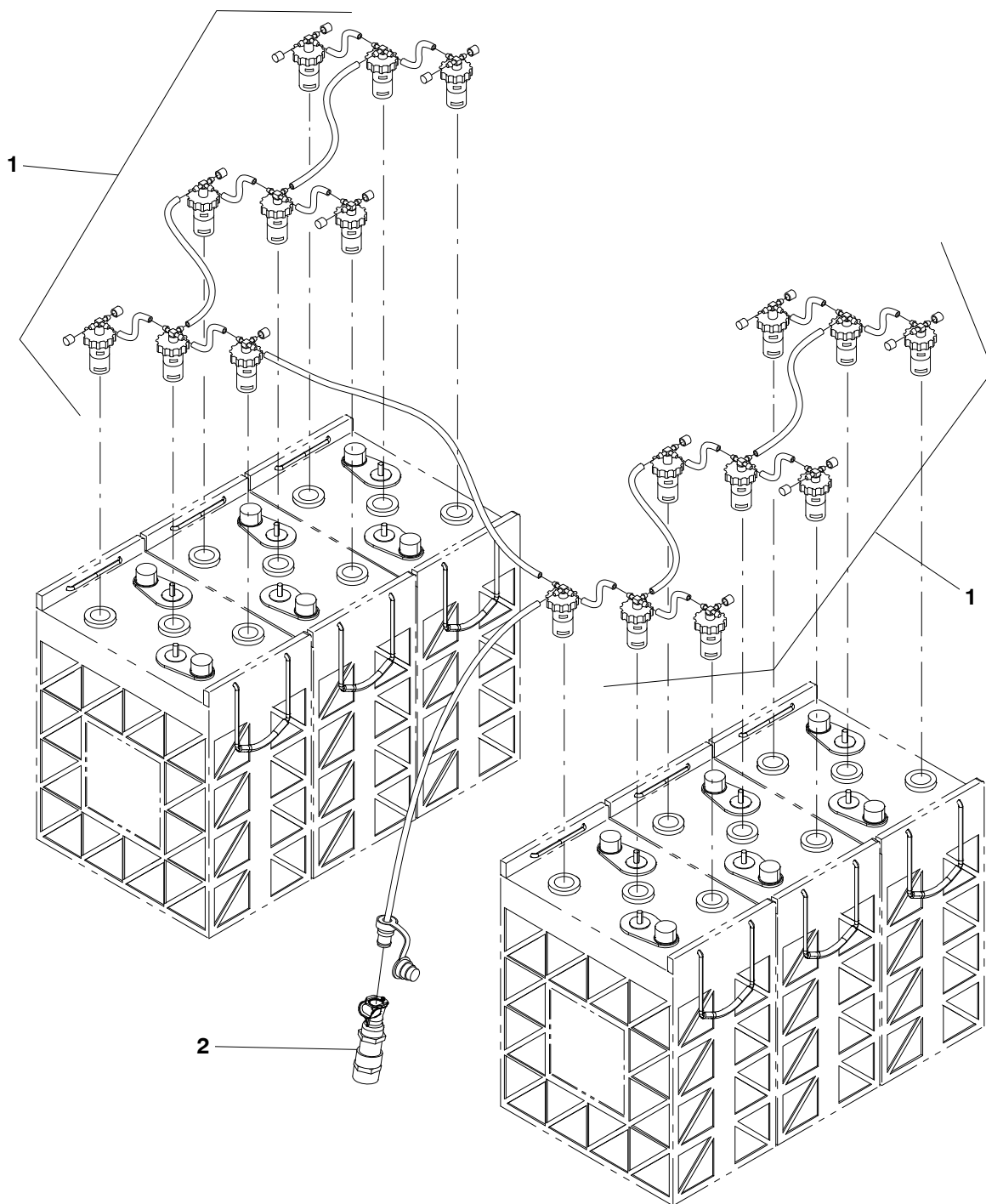
**Fig. 32 – Battery Chargers Group, Lithium-Ion**



356962

Ref.	Part No.	Serial Number	Description	Qty.
▽	1	1242861	(10967791-19999999 ) Charger, 36vdc 1200w 100-240vac[Off Brd]	1
▲	2	130155	(10967791-19999999 ) Connector, Battery, 6ga 50a, Gray[2cont]	1
▽	3	1242864	(10967791-19999999 ) Charger, 36vdc 900w 100-240vac [Off Brd]	1
▲	4	130155	(10967791-19999999 ) Connector, Battery, 6ga 50a, Gray[2cont]	1
	5	1025642	(10967791-19999999 ) Cord, Power, 16/3, 15ft Blk [Us]	1

Fig. 33 – Flow-Rite™ Battery Water Manifold Kit

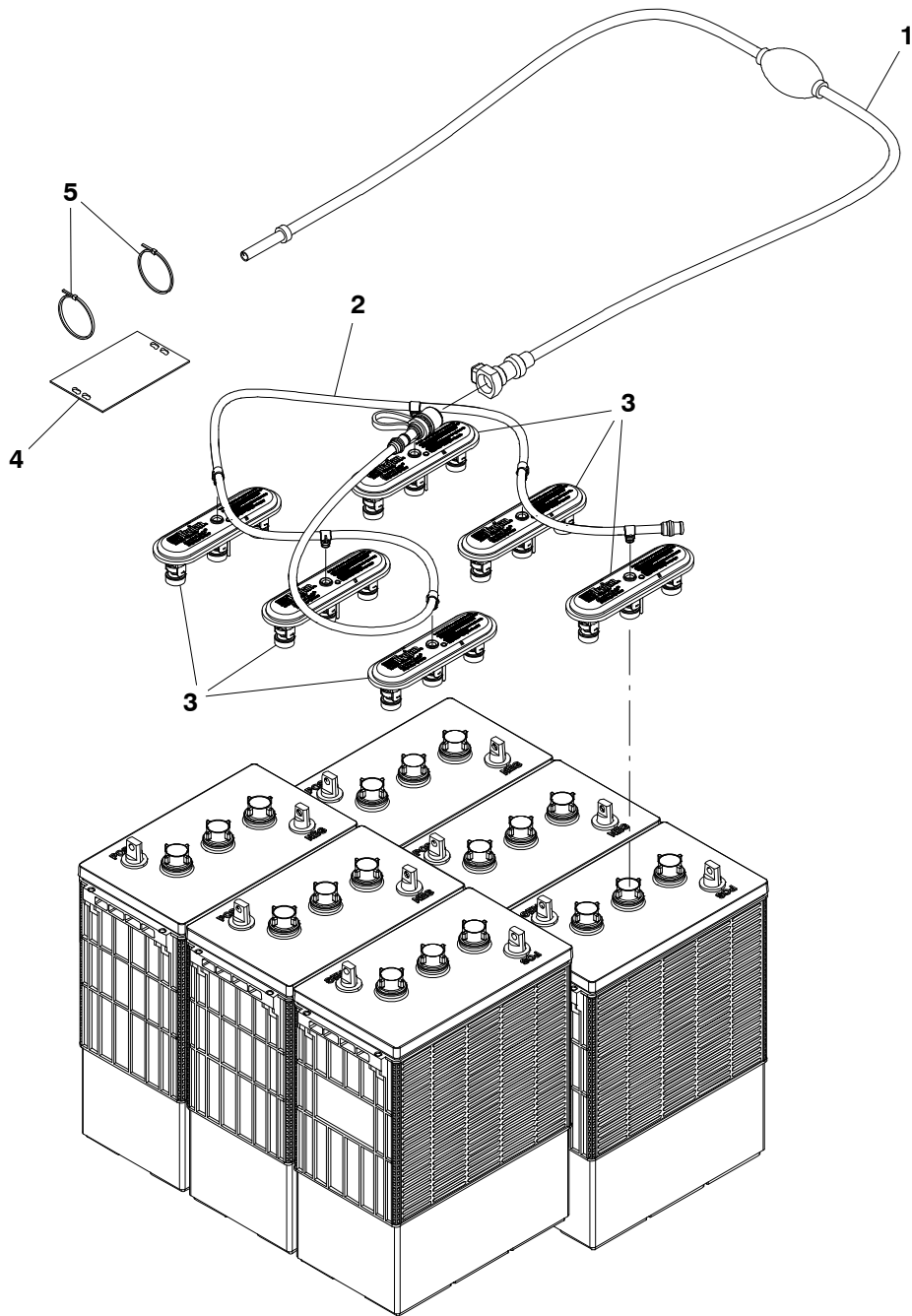


356352

Ref.	Part No.	Serial Number	Description	Qty.
▽	9009870	(1000000–1999999 )	Manifold Kit, Sys, Water, Battery, Di	1
▲	1 1060756	(1000000–1999999 )	Manifold, Sys, Water, Battery	1
▲	2 1061926	(1000000–1999999 )	Valve, Reg, Water	1

Flow-Rite is a registered trademark of Flow-Rite Controls

**Fig. 34 – Hydrolink® Battery Watering System Kit**



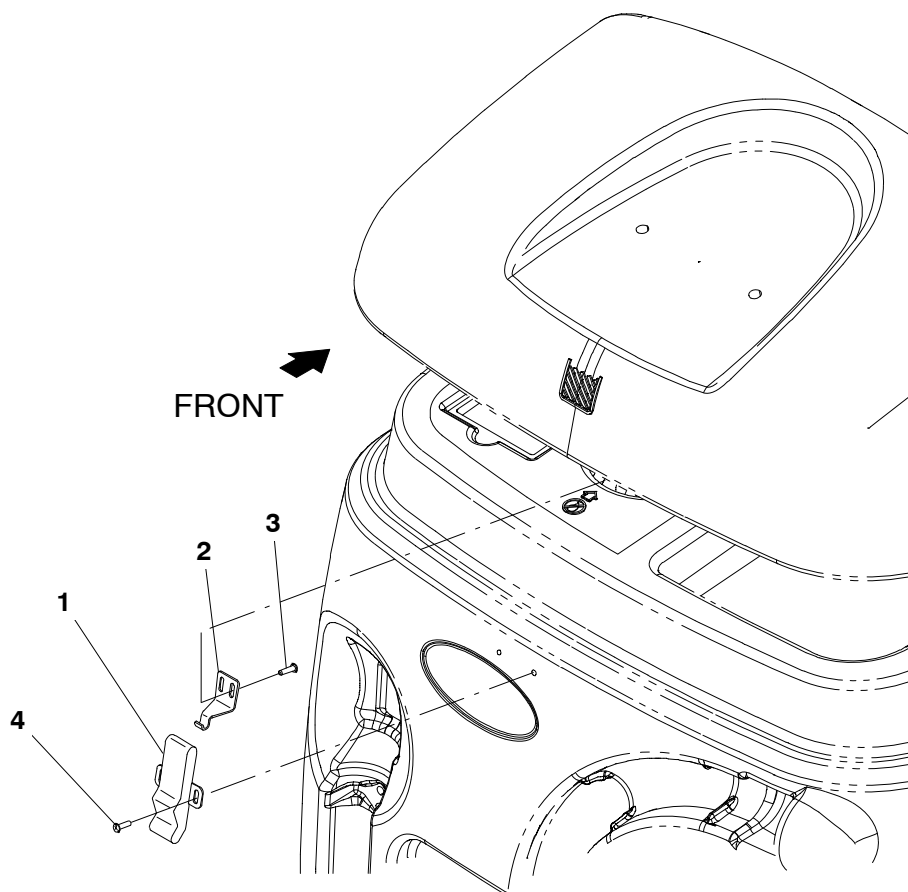
355205

Ref.	Part No.	Serial Number	Description	Qty.
▽	9010301*	(10000000– )	Pump Kit, Fill, Battery,36vdc,Ci[Trojan]	1
▲	1 1058939	(10000000– )	Pump Kit, Fill, Battery	1
▲	2 1201997	(10000000– )	Tube, Water, Battery, 36vdc [Trojan]	1
▲	3 1204142	(10000000– )	Cap, Fill, Battery [Trojan]	6
▲	4 1071084	(10000000– )	Label, Tag, Battery [Hydrolink Watering]	1
▲	5 130773	(10000000– )	Tie, Cable, Nyl, 11.0l, .14w, 3.0 Max. D	2

\*This kit is intended for use with Trojan® Lead Acid Batteries Only.

Hydrolink® is a registered trademark of Trojan® Battery Company.

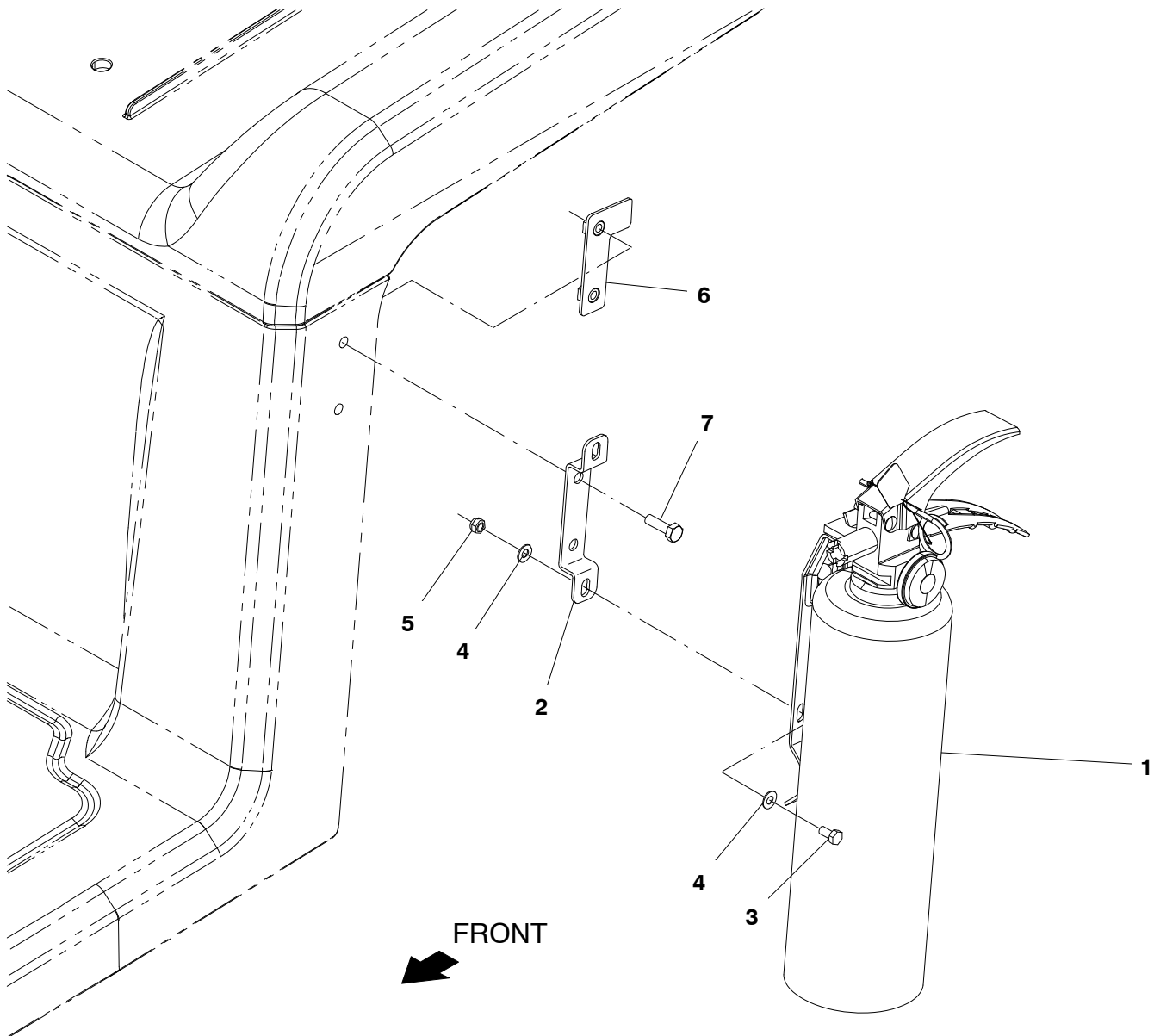
Fig. 35 – Transport Group



356355

Ref.	Part No.	Serial Number	Description	Qty.
1	140932	(10000000-19999999 )	Latch, Draw, Rbr, W/ Keeper, Fr/49800	1
2	1205666	(10000000-19999999 )	Bracket, Catch, Latch	1
3	360973	(10000000-19999999 )	Screw, Pan, 12-16 X 0.50, F/ Plstc	2
4	140825	(10000000-19999999 )	Screw, Pan, Phl, 06 X 0.50, Fmg/Ab, Blk	2

**Fig. 36 – Fire Extinguisher Group**



356351

Ref.	Part No.	Serial Number	Description	Qty.
1	25312	(1000000-1999999 )	Extinguisher, Fire, 2.5 Lb Dry	1
2	1205877	(1000000-1999999 )	Bracket, Mtg, Extinguisher	1
3	09738	(1000000-1999999 )	Screw, Hex, M5 X 0.80 X 12, Ss	2
4	140011	(1000000-1999999 )	Washer, Flat, 0.21b 0.45d .03, Ss	4
5	09739	(1000000-1999999 )	Nut, Hex, Lock, M5 X 0.80, NI, Ss	2
6	1205889	(1000000-1999999 )	Plate Wldt, Mtg, Extinguisher	1
7	08716	(1000000-1999999 )	Screw, Hex, M6 X 1.00 X 20, Ss	2

**Fig. 37 – Documentation Group**

<b>Ref.</b>	<b>Part No.</b>	<b>Serial Number</b>	<b>Description</b>	<b>Qty.</b>
	9009910	(10000000–19999999 )	Manual, Oprtr [T12 Ele, En, Na]	1
	9009911	(10000000–19999999 )	Manual, Oprtr [T12 Ele, Es, Na]	1
	9009912	(10000000–19999999 )	Manual, Oprtr [T12 Ele, Fr, Na]	1
	9009913	(10000000–19999999 )	Manual, Oprtr [T12 Ele, Ptb]	1
	9009914	(10000000–19999999 )	Manual, Oprtr [T12 Ele, Jp]	1
	9009915	(10000000–19999999 )	Manual, Oprtr [T12 Ele, Cn]	1
	9009916	(10000000–19999999 )	Manual, Parts [T12 Ele, En, Na/Int] (S/N 1000000–1999999)	1
	9012729	(30000000–39999999 )	Manual, Parts [T12 Ele, EN] (S/N 3000000–3999999)	1
	9009917	(10000000–19999999 )	Manual, Service Info [T12 Ele, En]	1
	9009890	(10000000–19999999 )	Dvd, Operator [T12]	1
	9011140	(10000000–19999999 )	Instr, Use&Care, Wallchart [T12]	1



To view, print, order, download the latest Parts manual, other language Operator manuals, and Use and Care Guides (wall charts) visit:

[www.tennantco.com/manual](http://www.tennantco.com/manual)



# SECTION 4

<b>Contents</b>	<b>Page</b>
Fig. 1 – ec-H2O Module Assembly Breakdown, 9010933 .....	4-2
Fig. 2 – Steering Control Breakdown, 1200203 ..	4-4
Fig. 3 – Drive Wheel Breakdown, 1200150 .....	4-5
Fig. 4 – Drive Wheel Breakdown, 1246662 .....	4-6
Fig. 5 – Electric Motor Breakdown, 1053342 .....	4-7
Fig. 6 – Accelerator and Brake Pedal Assembly Breakdown, 1200253 .....	4-8

**Fig. 1 – ec-H2O Module Assembly Breakdown, 9010933**

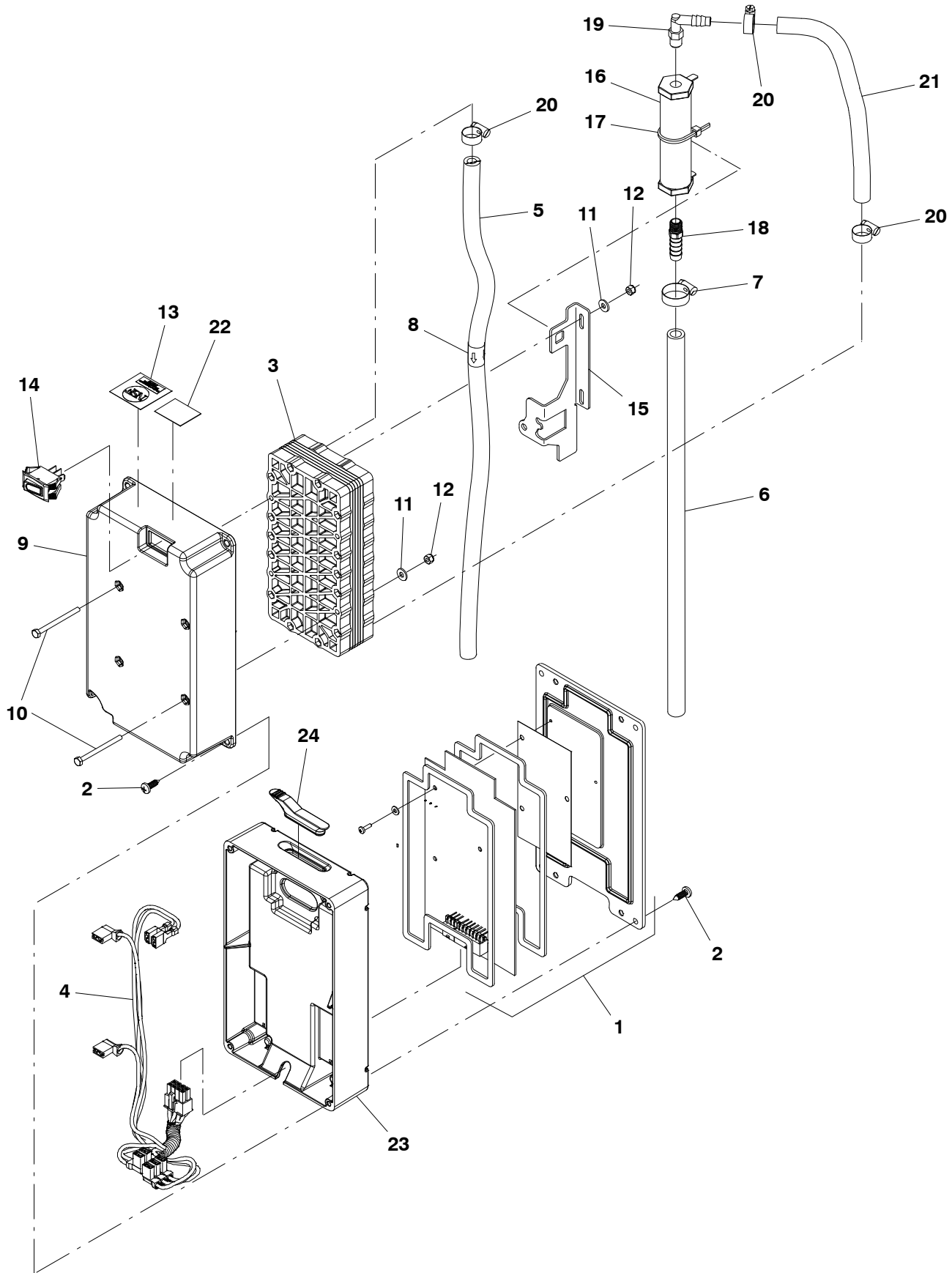
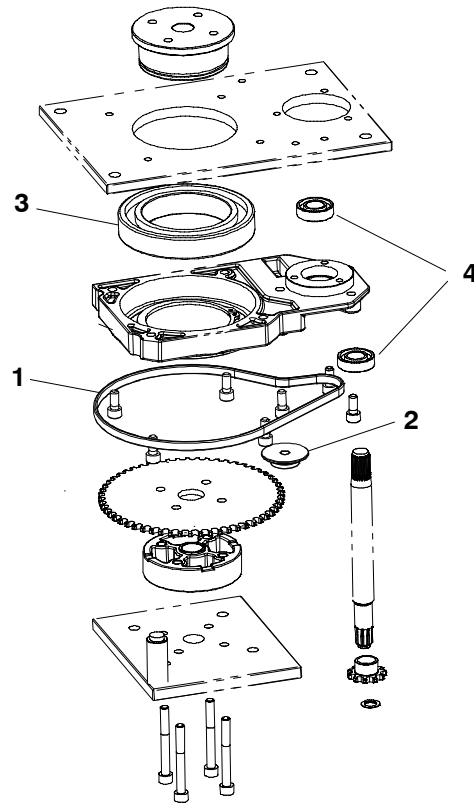


Fig. 1 - ec-H2O Module Assembly Breakdown, 9010933

Ref.	Part No.	Serial Number	Description	Qty.
▽	9010933	(10000000-19999999 )	Ec-H2o Module Kit, Afmkt [T12]	1
▲	1 9020262	(10000000-19999999 )	Circuit Board Kit, Ec-H2o, Afmkt [T12]	1
▲	2 1018155	(10000000-19999999 )	Screw, Pan, Phl, M5 X 0.80 X 16, Tcut,Ss	8
▲	3 1057637	(10000000-19999999 )	Electrode, 5 Plate, High Flow	1
▲	4 1069708	(10000000-19999999 )	Harness, Ele, Ech2o [T12 Module]	1
▲	5 9006268	(10000000-19999999 )	Hose, Pvc, Brd, 0.38id, 01Ft, Clr	1
▲	6 1014971	(10000000-19999999 )	Hose, Afmkt, Pvc, Brd, 01Ft, Clr	1
▲	7 54333	(10000000-19999999 )	Clamp, Hose, Wormdrive, 0.31-0.88d, .31w	1
▲	8 1049637	(10000000-19999999 )	Label, Direction [Ec-H2o]	1
▲	9 1051519	(10000000-19999999 )	Housing, Upper, Module, High Flow	1
▲	10 32509	(10000000-19999999 )	Screw, Hex, M4 X 0.70 X 50, Ss	4
▲	11 41579	(10000000-19999999 )	Washer, Flat, 08, Ss	4
▲	12 33932	(10000000-19999999 )	Nut, Hex, Lock, M4 X 0.70, NI, Ss	4
▲	13 1046041	(10000000-19999999 )	Label, Module [Nsf, Ec-H2o]	1
▲	14 1044393	(10000000-19999999 )	Switch, Rocker, Spst, Mom	1
▲	15 1048741	(10000000-19999999 )	Bracket, Valve, Large	1
▲	16 1062006	(10000000-19999999 )	Electrode, Cylindrical	1
▲	17 130773	(10000000-19999999 )	Tie, Cable, Nyl, 11.0l, .14w, 3.0 Max. D	1
▲	18 1055552	(10000000-19999999 )	Fitting, Brs, Str, Bm06/Pm02	1
▲	19 1051268	(10000000-19999999 )	Fitting, Plstc, E90, Bm05/Pm02, Nyl	1
▲	20 43844	(10000000-19999999 )	Clamp, Hose, Wormdrive, 0.25-0.62d, .31w	3
▲	21 1014971	(10000000-19999999 )	Hose, Afmkt, Pvc, Brd, 01Ft, Clr	1
▲	22 1068763	(10000000-19999999 )	Label, Date Code [Ec-H2o]	1
▲	23 1037032	(10000000-19999999 )	Housing, Bottom	1
▲	24 1054776	(10000000-19999999 )	Grommet, Blind	1

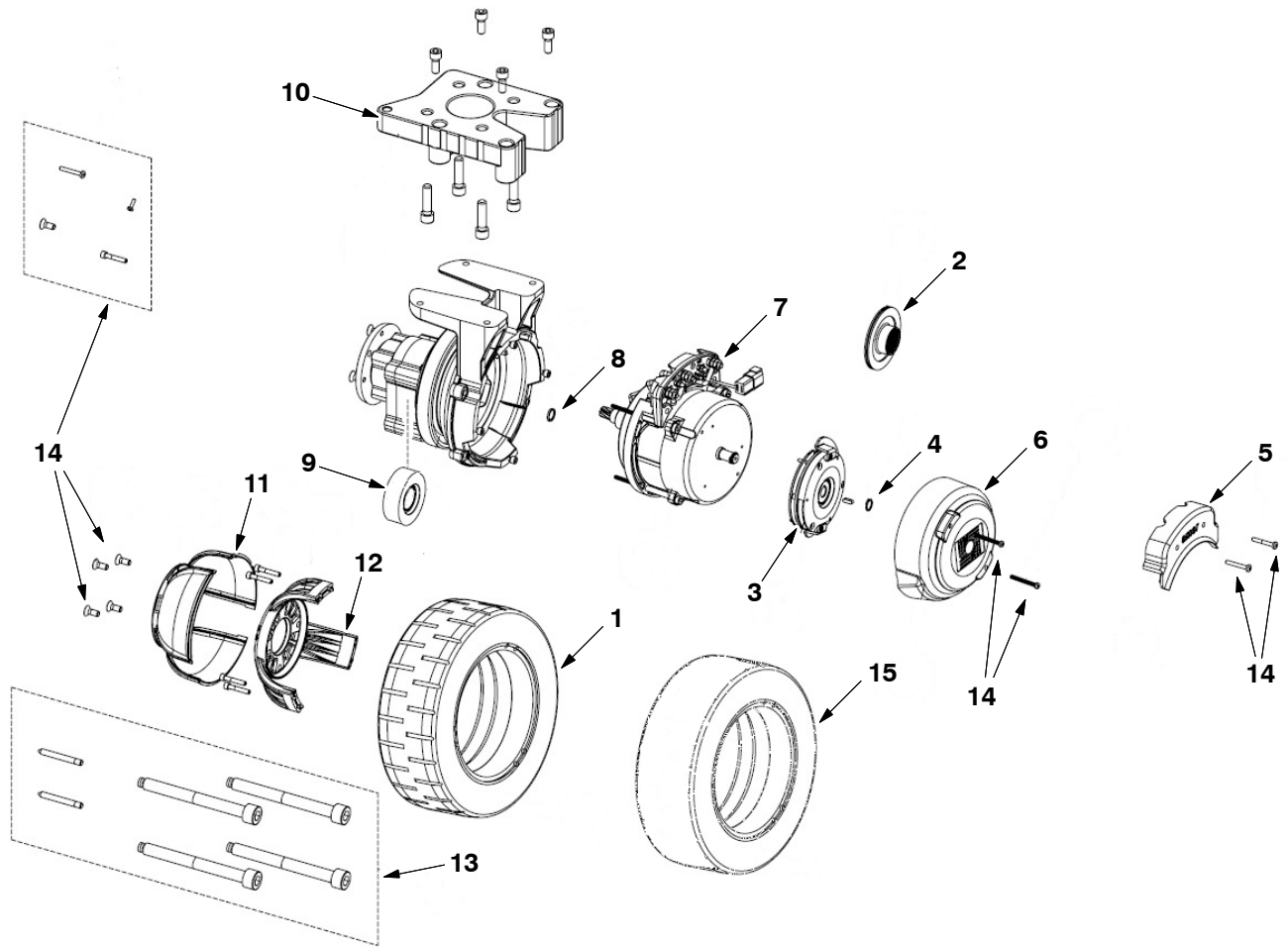
**Fig. 2 – Steering Control Breakdown, 1200203**



356361

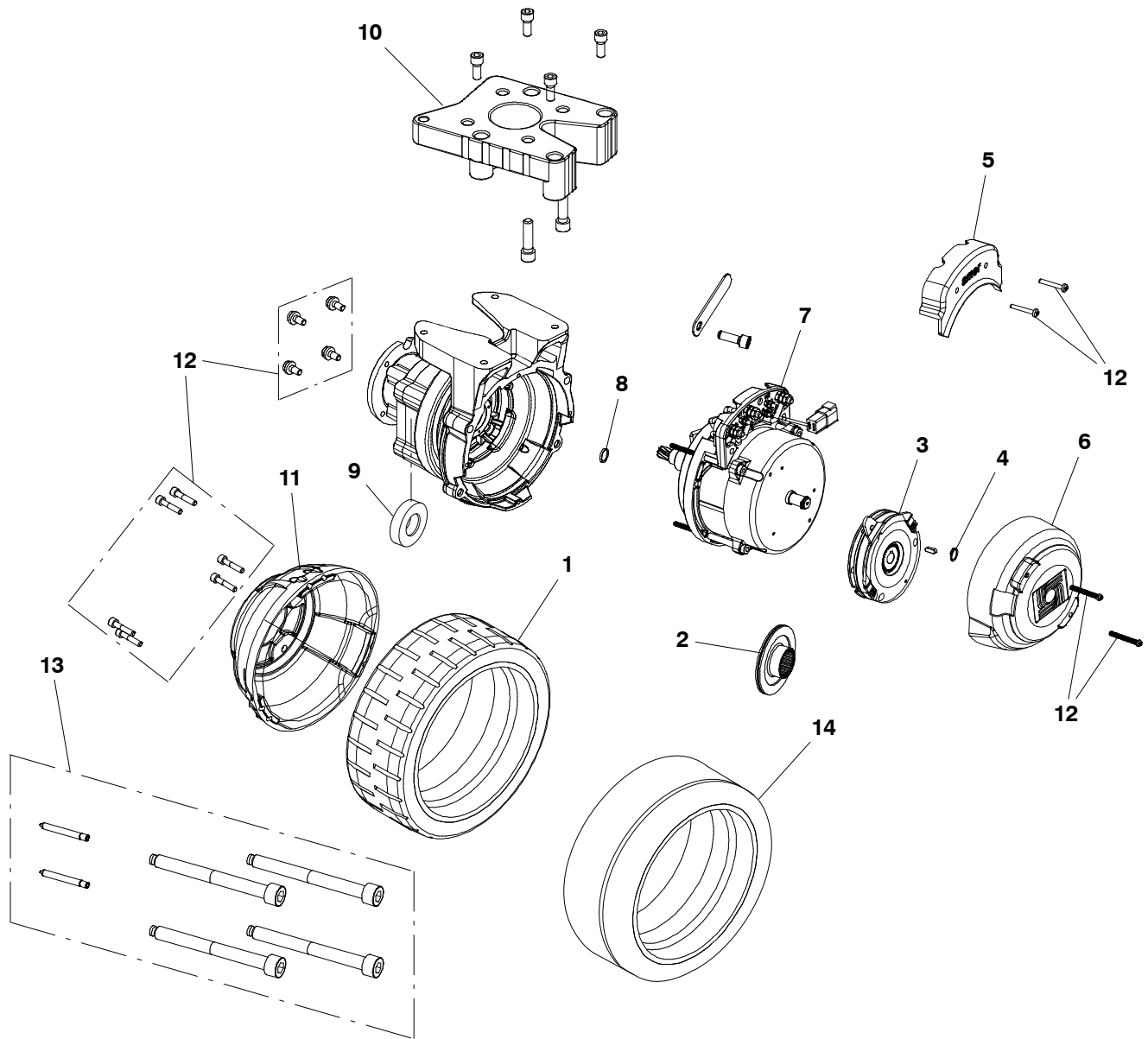
Ref.	Part No.	Serial Number	Description	Qty.
▽	1200203	(10000000–19999999 )	Steer-Control Assy, Wheel Drive	1
▲▽	1 9011049	(10000000–19999999 )	Chain, Steering W/Link	1
▲	2 9011051	(10000000–19999999 )	Pulley, Tension	1
▲	3 372874	(10000000–19999999 )	Bearing, Steering	1
▲	4 9008719	(10000000–19999999 )	Bearing [6003 2RS]	2

**Fig. 3 – Drive Wheel Breakdown, 1200150**



Ref.	Part No.	Serial Number	Description	Qty.
▽	1200150	(1000000-1999999 )	Wheel, Drive, Ac	1
▲	1	9011048 (1000000-1999999 )	Wheel, Pyu [250X90 Red]	1
▲	2	9011052 (1000000-1999999 )	Brake, Rotor	1
▲	3	9011053 (1000000-1999999 )	Brake, W/Lever, Complt	1
▲	4	9008556 (1000000-1999999 )	Ring, Retaining F/1055257	1
▲	5	9008550 (1000000-1999999 )	Cover, Box, Connector	1
▲	6	9013901 (1000000-1999999 )	Cover, Motor, Drive	1
▲	7	9013900 (1000000-1999999 )	Motor Assy, Ac, Drive, Complt	1
▲	8	9008555 (1000000-1999999 )	Seal, Ring	1
▲	9	9003524 (1000000-1999999 )	Bearing, Ball, Brush Side	1
▲	10	9008552 (1000000-1999999 )	Spacer, Alm	1
▲	11	9008553 (1000000-1999999 )	Cover, Plstc, Hub, Alm	1
▲	12	9013899 (1000000-1999999 )	Hub, Alm	1
▲	13	9008544 (1000000-1999999 )	Tire Kit, Puller	1
▲	14	9008557 (1000000-1999999 )	Screw Kit	1
	15	9012603 (1000000-1999999 )	Wheel, Pyu [250X90 Blue] (Option)	1

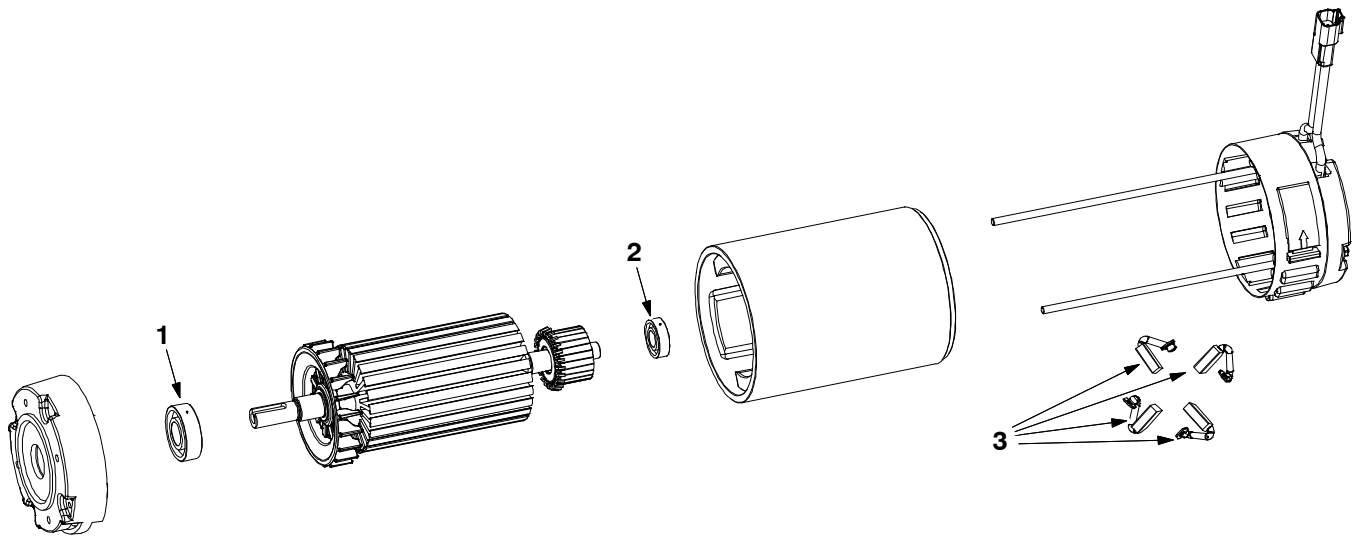
**Fig. 4 – Drive Wheel Breakdown, 1246662**



356940

Ref.	Part No.	Serial Number	Description	Qty.
▽	1246662	(1000000-1999999 )	Wheel, Drive, Ac	1
▲	1	9011048 (1000000-1999999 )	Wheel, Pyu [250X90 Red]	1
▲	2	9011052 (1000000-1999999 )	Brake, Rotor	1
▲	3	9011053 (1000000-1999999 )	Brake, W/Lever, Complt	1
▲	4	9008556 (1000000-1999999 )	Ring, Retaining F/1055257	1
▲	5	9008550 (1000000-1999999 )	Cover, Box, Connector	1
▲	6	9013901 (1000000-1999999 )	Cover, Motor, Drive	1
▲	7	9013900 (1000000-1999999 )	Motor Assy, Ac, Drive, Complt	1
▲	8	9008555 (1000000-1999999 )	Seal, Ring	1
▲	9	9003524 (1000000-1999999 )	Bearing, Ball, Brush Side	1
▲	10	9008552 (1000000-1999999 )	Spacer, Alm	1
▲	11	(1000000-1999999 )		1
▲	12	(1000000-1999999 )		1
▲	13	9008544 (1000000-1999999 )	Tire Kit, Puller	1
▲	14	9012603 (1000000-1999999 )	Wheel, Pyu [250X90 Blue] (Option)	1

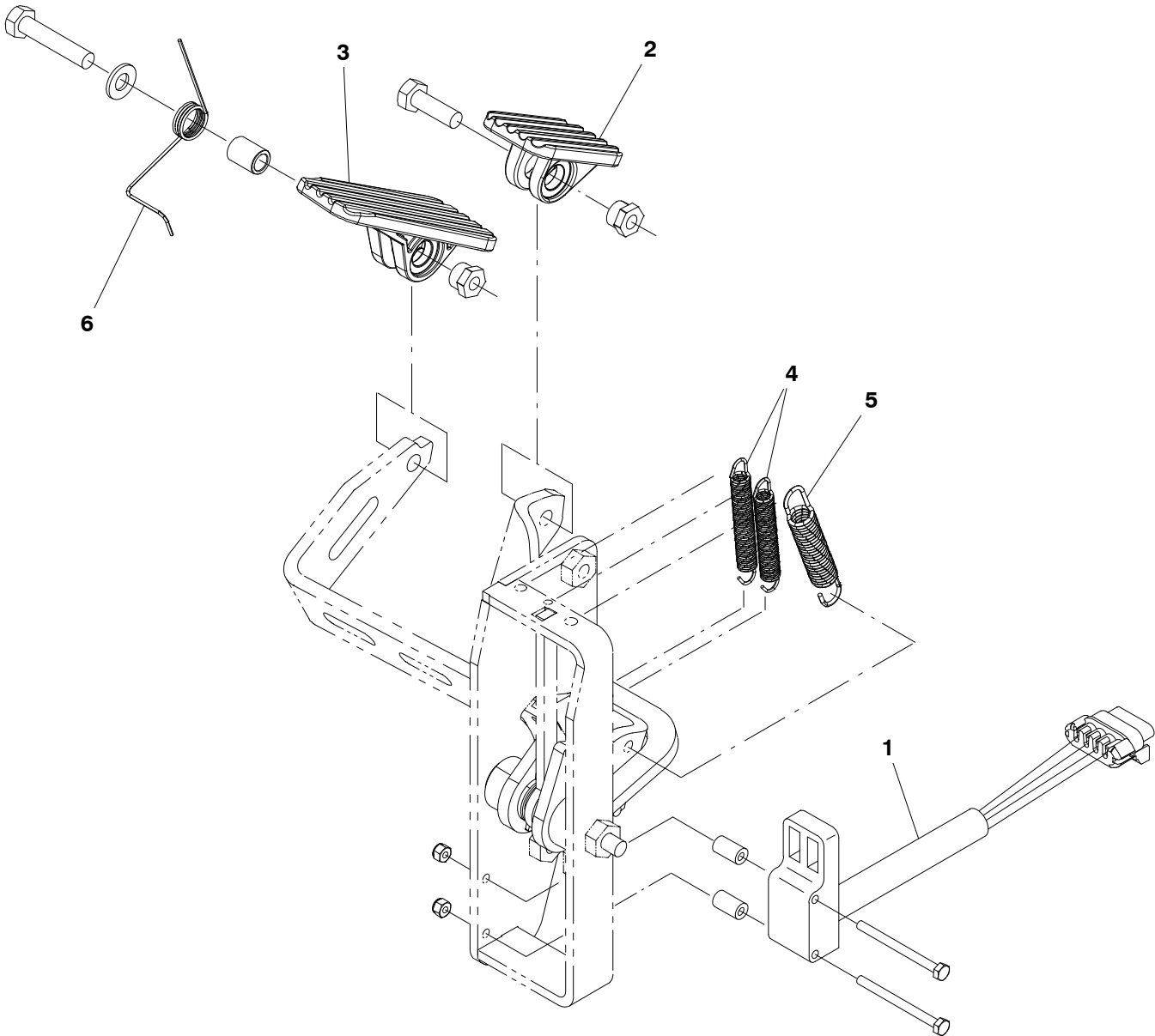
**Fig. 5 – Electric Motor Breakdown, 1053342**



Ref.	Part No.	Serial Number	Description	Qty.
▽	1053342	(10000000-19999999 )	Motor, ele, 36Vdc 1750rpm 1.00hp 22.0a	1
▲	1 9013931	(10000000-19999999 )	Bearing, Motor, Ele	2
▲	2 9013934	(10000000-19999999 )	Bearing, Motor, Ele	2
▲	3 9011916	(10000000-19999999 )	Brush Kit, Motor	1

# BREAKDOWNS

**Fig. 6 – Accelerator and Brake Pedal Assembly Breakdown, 1200253**



356189

Ref.	Part No.	Serial Number	Description	Qty.
▽	1200253	(10000000–19999999 )	Pedal Assy, Accelerator, Brake	1
▲	1	1058687 (10000000–19999999 )	Sensor, Position [Hall]	1
▲	2	1014548 (10000000–19999999 )	Pedal, Brake, W/ Tread	1
▲	3	1051836 (10000000–19999999 )	Pedal, Propel, W/ Tread	1
▲	4	1061049 (10000000–19999999 )	Spring, Extn, 0.35od 0.05wir 02.8l	2
▲	5	1031716 (10000000–19999999 )	Spring, Extn, 0.50od 0.07wir 03.0l	1
▲	6	1064665 (10000000–19999999 )	Spring, Tors, 0.55id .05wir 04.0coil	1

# SECTION 5

**CONTENTS**

**PAGE**

PART NUMBER TO PAGE NUMBER CROSS REFERENCE LIST ..... 5-2  
PART DESCRIPTION TO PAGE NUMBER CROSS REFERENCE LIST ..... 5-7

# CROSS REFERENCE

## PART NUMBER TO PAGE NUMBER CROSS REFERENCE LIST

Part Number	Page Number	Part Number	Page Number	Part Number	Page Number
00911	2-29	08716	2-11, 2-27, 2-29, 2-37, 3-33, 3-64	1019242	3-52, 3-57
00912	2-17, 2-19	09005	3-33	1019285	2-35
00928	2-25, 3-21	09007	2-25, 3-33	1019426	3-52
00961	2-29	09010	2-25, 2-41, 3-23, 3-25	1020168	2-23
01335	3-35	09011	2-7, 2-23, 2-25, 2-41, 3-11, 3-21, 3-55, 3-57, 3-59	1020170	3-55, 3-57, 3-59
01516	2-29	09023	3-13	1020341	2-7, 2-9, 2-11, 2-15, 2-21, 2-29, 2-35, 2-39, 2-45, 2-47, 3-5, 3-13, 3-15, 3-25, 3-27, 3-33, 3-37, 3-39, 3-41
01683	2-21, 3-9, 3-33, 3-37, 3-39, 3-41	09026	2-11, 2-23, 3-23	1022671	3-35
01683*	3-45, 3-47, 3-49	09028	2-7, 2-9, 3-9, 3-25	1024977	3-9
01684	2-3, 2-5, 2-9, 2-15, 2-25, 2-27, 2-29, 2-37, 2-47, 3-15, 3-29, 3-33, 3-37, 3-39, 3-41	09088	2-31, 2-33	1025642	3-60
01685	2-7, 2-9, 2-13, 2-15, 2-23, 2-25, 2-27, 3-9, 3-11, 3-21, 3-23, 3-25, 3-37, 3-39, 3-41	09162	2-19	1025736	2-15
01686	2-7, 2-9, 2-39, 2-41, 3-9, 3-23, 3-25	09198	2-3	1026014	2-35
01690	2-47	09252	3-9	1026325	3-57
01754	2-47	09570	2-7, 2-17, 2-19	1027290	2-39
02892	3-35	09737	2-35	1027944	1-1
03192	3-13	09738	2-47, 3-15, 3-17, 3-27, 3-55, 3-57, 3-59, 3-64	1027976	3-33
04843	2-23	09739	2-15, 2-47, 3-9, 3-55, 3-57, 3-59, 3-64	1028581	3-17
04846	2-19	09740	3-21	1030692	3-55, 3-57, 3-59
05686	3-23	09744	3-29, 3-33	1031716	4-8
06549	3-5, 3-7, 3-37, 3-39, 3-41	1002077	2-29	1034731	2-7, 2-15, 2-19, 2-29, 2-45, 2-47, 3-15
06920	3-3	1002898	3-17	1035038	2-13, 2-15
06922	2-47	1002899	3-17	1036490	2-17
06924	3-45, 3-47, 3-49	1005630	3-15, 3-27	1037032	4-3
06929	2-45	1006400	3-15, 3-27	1037821	2-35
06933	3-5, 3-7, 3-55, 3-57, 3-59	1006401	2-49	1038966	2-17
06934	2-45	1010399	3-11	1039392	3-7
06939	2-21	1011170	3-17	1039557	3-17
06941	2-9	1011412	3-33	1040868	3-15
06943	3-33	1011735	2-17, 2-19	1041030	2-49, 3-43
06946	2-47	1011885	2-39	1041716	3-53
06961	2-19	10120	2-31, 2-33	1042492	2-5
06965	3-9	1012878	2-15	1042494	2-5
07471	3-23	1013900	3-27	1042496	2-5
07514	2-45	1014328	2-29	1042499	2-3
07515	2-45	1014548	4-8	1042500	2-3
07786	2-27, 2-43	1014918	3-21	1042504	2-3
07789	3-27	1014949	3-17	1043746	3-53
07791	2-19	1014971	3-15, 4-3	1044393	4-3
08085	2-15	1014974	3-15	1044415	3-15
08236	2-25, 2-27	1014976	3-27	1046041	4-3
08708	2-11, 2-25, 2-31, 2-33, 3-33	1015026	2-25, 2-27	1048741	4-3
08709	2-17, 2-19, 3-33	1015033	3-27	1048955	2-13, 2-15
08711	2-17	1015455	3-15	1049573	3-29
08712	2-11, 2-15, 3-21, 3-33, 3-37, 3-39, 3-41	1016314	2-47, 2-49	1049637	4-3
08713	2-9, 2-23, 2-41, 2-43, 3-21, 3-23, 3-37, 3-39, 3-41	1016354	2-25, 3-15	1051024	2-5
08714	2-39, 2-41, 3-9, 3-23	1016392	2-35	1051027	2-3
		1016421	2-31, 2-33	1051052	2-13, 2-15
		1016825	2-45, 3-29	1051268	4-3
		1017079	3-51	1051519	4-3
		1017218	2-35, 2-41, 2-43, 3-21, 3-23	1051836	4-8
		1017368	2-3, 2-5	1052010	3-17
		1017957	2-5	1052120	2-21
		1018151	2-41	1052123	2-21
		1018155	4-3	1052126	2-37
				1052126*	3-45, 3-47, 3-49

# CROSS REFERENCE

Part Number	Page Number	Part Number	Page Number	Part Number	Page Number
1052532	2-43	1060708	3-35	1071798	3-53
1052705	3-15, 3-17	1060718	3-35	1073882	3-55, 3-59
1052726	2-21	1060720	3-35	1074780	2-69
1053342	2-29, 4-7	1060756	3-61	1074787	2-69
1053814	2-41	1061049	4-8	1074788	2-69
1053815	2-41	1061356	3-35	1075240	2-25, 2-27
1053870	2-41	1061570	3-35	1075296	3-5, 3-7
1053977	2-19	1061571	3-35	1076495*	3-45, 3-47, 3-49
1054100	1-1, 2-9	1061811	3-35	1076675	3-39, 3-41
1054178	3-33	1061812	3-35	1200011	2-33
1054312	2-31, 2-33, 2-43	1061910	2-45	1200012	2-27
1054581	2-29	1061918	2-45	1200025	2-7
1054654	2-19	1061926	3-61	1200146	2-21
1054662	2-23, 2-41, 3-23	1062006	4-3	1200149	2-37
1054776	4-3	1062106	3-5	1200150	2-7, 4-5
1054795	3-27	1062659	3-35	1200168	2-25
1054823	2-35	1062813	2-70	1200203	2-7, 4-4
1055396	2-43	10632-2	3-7	1200210	2-11
1055506	2-43	1063263	3-5	1200213	2-33
1055516	2-41	1064184	2-47, 3-3, 3-5, 3-7, 3-29	1200215	2-29
1055552	4-3	1064188	3-3, 3-5, 3-7	1200218	2-43
1056412	2-19	1064189	3-29	1200219	2-43
1056578	2-70	1064665	4-8	1200221	2-31
1056719	3-33	1064770	2-43	1200239	3-33
1056979	3-5	1064770	2-43	1200253	2-21, 4-8
1056982	3-33	1065134	2-31, 2-33	1200263	2-19
1057043	2-19	1066063	2-35	1200281	2-29
1057214	2-35	1066433	2-35	1200283	2-29
1057407	2-43	1066720	2-35	1200292	2-27
1057554	2-17, 2-19	1066919	3-33	1200298	2-7
1057572	2-19	1067120	2-70	1200309	2-29
1057629	2-29	1067350	3-35	1200313	3-33
1057637	4-3	1067964	2-37	1200328	3-15
1057780	2-7	1068763	4-3	1200334	1-1, 2-29
1057785	2-19	1069346	2-69	1200369	2-37
1057814	3-33	1069467	3-37, 3-39, 3-41	1200370	3-25
1057816	3-33	1069580	3-37, 3-39, 3-41	1200383	1-1, 2-43
1058679	2-17, 2-19	1069639	3-31	1200384	1-1, 2-43
1058687	4-8	1069671	3-19	1200394	3-33
1058694	3-5	1069708	4-3	1200417	3-21
1058939	3-62	1069730	2-69	1200430	1-1, 2-31, 2-33
1059019	2-7	1069745	2-69	1200440	2-23
1059073	2-19	1069746	3-7	1200458	2-35
1059169	2-47	1069891	2-69	1200460	2-9
1059170	2-29	1069894	2-47	1200466	2-43
1059231	3-15	1069897	2-47	1200467	3-17
1059316	2-41	1070042	3-37, 3-39, 3-41	1200519	2-35
1059317	2-39	1070358	3-39, 3-41	1200525	2-31, 2-33
1059338	2-41	1070384	3-37, 3-39, 3-41	1200612	2-11
1059342	3-5	1070402	3-37, 3-39, 3-41	1200634	3-23
1059498	2-41	1070498	3-37	1200642	3-35
1059534	3-15	1070508	3-55, 3-57	1200649	2-37
1059938	3-5	1070508*	3-59	1200665	3-33
1059969	2-41	1070541	3-37, 3-39, 3-41	1200713	3-27
1059990	2-41	1070586	1-1	1200732	3-33
1060128	3-33	1070587	3-43	1200735	2-23
1060428	3-33	1070659	3-37, 3-39, 3-41	1200746	2-35
1060440	3-35	1070956	2-69	1200764	2-23
1060536	3-35	1070978	3-37	1200774	2-23
1060626	2-7	1071084	3-62	1200792	2-45
1060691	3-35	1071085	3-27	1200827	2-11

# CROSS REFERENCE

Part Number	Page Number	Part Number	Page Number	Part Number	Page Number
1200828	2-11	1201489	2-41	1203438	3-27
1200869	2-9	1201496	3-9	1203439	3-21
1200870	2-9	1201499	3-9	1203454	3-15, 3-27
1200898	2-29	1201501	3-55, 3-59	1203695	3-37, 3-39, 3-41
1200900	2-29	1201503	3-9	1203717	2-45
1200913	2-47	1201504	3-9	1203758	1-1, 2-29
1200918	2-45	1201534	2-19	1203814	3-15
1200939	3-23	1201535	2-19	1203848	2-37
1200984	2-9	1201550	3-13	1203946	2-15
1200998	3-17	1201572	2-3	1203947	3-33
1200999	2-15	1201574	2-27	1203958	2-15
1201024	2-45	1201575	3-23	1203996	3-15, 3-17
1201033	2-23	1201588	2-39	1204024	3-15
1201053	1-1, 2-25	1201609	3-21	1204077	2-70
1201061	3-11	1201610	3-21	1204142	3-62
1201077	2-39	1201823	1-1, 2-43	1204170	2-19
1201079	2-39	1201824	1-1, 2-43	1204176	2-19
1201080	2-23	1201825	1-1, 2-43	1204177	2-17
1201094	3-23	1201826	1-1, 2-43	1204185	2-23
1201096	3-33	1201864	2-21	1204335	2-27
1201101	3-23	1201875	2-37	1204338	3-15, 3-17
1201103	2-11	1201894	2-13	1204540	3-21
1201126	2-27	1201926	2-3	1204541	3-21
1201127	2-25	1201927	2-3	1204542	3-21
1201137	3-23	1201928	2-3	1204543	3-21
1201149	3-21	1201996	2-23	1204847	3-9
1201150	2-19	1201997	3-62	1204957	2-41
1201157	2-35	1202100	2-31	1205295	2-15
1201164	3-29	1202156	2-11	1205426	2-70
1201180	2-17	1202159	1-1, 2-31, 2-33	1205666	3-63
1201185	1-1, 2-25	1202160	1-1, 2-31, 2-33	1205724	2-70
1201190	2-25	1202221	2-33	1205727	2-39
1201210	2-45	1202243	2-31	1205741	2-70
1201212	2-21	1202246	3-9	1205743	2-70
1201215	2-25	1202247	3-9	1205753	2-17, 2-19
1201247	3-13	1202289	2-9	1205764	2-15
1201253	2-17	1202301	2-27	1205799*	3-45, 3-47, 3-49
1201267	2-37	1202308	2-21	1205850	1-1, 2-41
1201303	2-49	1202349	2-9	1205877	3-64
1201310	3-15	1202392	2-9	1205889	3-64
1201313	3-27	1202430	2-25	1205975	2-25, 2-27
1201314	3-33	1202521	3-25	1206036	3-55, 3-57, 3-59
1201327	3-21	1202600	2-17	1206052	3-55, 3-57, 3-59
1201336	3-27	1202601	2-19	1206096	3-55, 3-57, 3-59
1201340	2-35	1202694	3-23	1206722	2-47
1201341	2-29	1202779	2-9	1206757	2-47
1201343	3-21	1202800	2-15	1206774	2-37
1201344	3-21	1202860	2-45	1206776	3-17
1201345	3-21	1202862	2-45	1206778	3-15
1201354	2-23	1202864	2-45	1206779	3-15, 3-17
1201357	3-13	1202867	3-33	1207171	2-7
1201370	2-41	1202868	2-21, 2-45, 3-7, 3-55, 3-57, 3-59	1208622	2-19
1201379	3-15			1208625	2-19
1201393	3-33	1202869	2-45	1212213	2-43
1201423	3-33	1202870	3-3	1213730	2-35
1201428	2-15	1202892	3-3	1216347	2-35
1201434	2-35	1202914	3-25	1216370	2-35
1201441	3-17	1202941	2-9	1218104	2-21
1201447	2-27	1202957	2-11	1218569	2-21
1201452	3-11	1203025	2-9	1220230	2-5
1201453	2-31, 2-33	1203336	2-23	1220231	2-5

# CROSS REFERENCE

Part Number	Page Number	Part Number	Page Number	Part Number	Page Number
1220232	2-5	16944	2-37	361144	1-1, 2-17, 2-19
1220235	2-3	19064	3-37, 3-39, 3-41	363162	1-1, 2-43
1220236	2-3	19066	2-11, 2-21, 3-5, 3-7	363301	2-43
1220241	2-3	19315	3-5	363469	2-31, 2-33
1220243	2-5	19676	2-21, 3-9	365180	2-23
1220244	2-3	20802	2-11	367313	2-23
1221543	2-3	20950	3-27	369359	3-9
1221846	2-19	222177	2-29	370092	2-3
12309	3-11, 3-23, 3-25	222184	2-29	370095	2-3, 2-5
12317	2-7, 2-39, 3-9, 3-25	222267	3-5	3701.6	2-45, 3-29
12323	3-33, 3-37, 3-39, 3-41	222280	2-49	372874	4-4
12333	2-35	222290	2-45	373117	3-55, 3-57, 3-59
12338867	2-19	222460	2-15	377084	3-3, 3-5, 3-7
1238864	2-19	222505	3-21	377364	2-25, 3-21
1238865	2-17	222516	2-23, 3-23	377537	1-1
1238872	2-17	222752	2-29	377538	1-1
1240228*	3-45, 3-47, 3-49	222818	2-29	377540	1-1
1242133	3-45, 3-47, 3-49	223065	2-17, 2-19	378805	2-29
1242618	3-21	223198	2-25, 2-27, 3-15, 3-59	379013	2-5
1242861	3-60	223355	2-49	379829	2-23
1242864	3-60	223356	2-49, 3-43	381962	2-11
1243718	2-33	223361	2-49, 3-43	382726	2-11
1243722	2-31	223364	3-43	383724	2-47
1243753	3-45, 3-47, 3-49	22892	2-49, 3-43	385685	2-35
1244766	3-59	22892*	3-45, 3-47, 3-49	390996	2-29
1245125	3-21	230735	2-35	391345	2-43
1246191	2-47	24199	2-15, 2-45, 3-37, 3-39, 3-41	391365	2-25, 3-27
1246421	3-55, 3-57, 3-59	24265	2-21, 2-45, 3-29	39277	2-17, 2-19
1246662	2-7, 4-6	24299	2-3, 2-5	39283	2-21
1246896	3-59	24584	3-33	39308	3-23
1247316	3-15	24899	2-7	39658	3-45, 3-47, 3-49
1247763*	3-45, 3-47, 3-49	25005	2-47	397609	2-47
1248442	2-15	25312	3-64	397889	3-29
1249104*	3-45, 3-47, 3-49	26428	2-17	397916	2-3
1249635	3-50	29570	2-15, 2-37	397976	2-3
130155	3-51, 3-52, 3-60	29584	2-23, 3-23	398500	3-33
130773	2-7, 2-21, 2-37, 2-45, 2-49, 3-7, 3-27, 3-43, 3-62, 4-3	30241	2-3	398501	2-17, 2-19
140011	2-15, 2-45, 2-47, 3-15, 3-17, 3-55, 3-57, 3-59, 3-64	32483	2-7, 2-47, 3-5	398526	3-5, 3-59
140045	3-11, 3-25	32485	2-19	398806	2-21
140154	2-37	32485	2-19	41140	2-45
140825	2-17, 2-19, 2-35, 3-3, 3-63	32490	2-19, 2-47, 3-7	41141	2-7, 2-23, 2-35
140916	3-37, 3-39, 3-41	32491	2-17, 2-19, 2-21	41178	2-11
140932	3-63	32492	2-21, 3-9, 3-13	41186	2-25, 2-29, 3-21
14464	2-15	32493	2-17, 2-41	41358	2-7
14799	2-19	32509	4-3	41360	2-29
14838	2-3, 2-5	32520	2-9, 2-11, 2-15	41430	3-13
150208	3-15	32548	2-27	41437	2-13, 2-15
150538	3-15	32598	3-33	41579	2-3, 4-3
150713	3-15	32746	2-3, 2-5	41702	2-47
15539	2-3	32978	3-29	43555	3-15, 3-27
15675	2-21, 2-35, 3-21	32982	2-7, 2-47	43844	3-15, 3-17, 3-27, 4-3
15678	2-37	33584	3-33	44906	2-9, 2-23, 2-31, 2-33, 2-41, 3-23
16411	1-1	33924	2-7	46983	3-13
16412	1-1	33932	3-33, 4-3	47388	3-33
16735	2-19	33944	2-47	49263	3-5
16931	2-17, 2-19	360369	2-13, 2-15	49266	3-5
		360370	2-13, 2-15	49694	2-43
		360460	2-35	49697	2-35
		360943	2-5	49883	3-23
		360973	3-63	49891	2-37
		361076	2-17, 2-19		

# CROSS REFERENCE

Part Number	Page Number	Part Number	Page Number	Part Number	Page Number
54333	2-25, 2-49, 3-27, 3-33, 4-3	9008544	4-5, 4-6	9011055	3-23
54618	3-23	9008550	4-5, 4-6	9011057	2-11
57248	3-15	9008552	4-5, 4-6	9011058	2-11
57598	2-9	9008553	4-5	9011140	3-65
578430	2-41	9008555	4-5, 4-6	9011168	2-21
579211	3-45, 3-47, 3-49	9008556	4-5, 4-6	9011173	2-35
58670	2-47	9008557	4-5	9011663	3-15
59658	2-35	9008719	4-4	9011872	2-7
600437	2-47, 3-45, 3-47, 3-49	9009577	2-25	9011916	4-7
601359	2-47, 3-45, 3-47, 3-49	9009632	2-11	9012603	4-5, 4-6
611221	2-49, 3-37	9009817	2-43	9012729	3-65
630146	2-39	9009836	2-15	9013157	2-19
630371	2-25, 2-27	9009848	3-13	9013277	2-17
630375	3-45, 3-47	9009852	3-33	9013613	2-23
63248-1	2-3	9009857	3-11	9013899	4-5
63248-2	2-3	9009866	3-55, 3-59	9013900	4-5, 4-6
63248-3	2-3	9009870	3-61	9013901	4-5, 4-6
63248-4	2-3	9009890	3-65	9013931	4-7
63810	2-25, 2-27	9009910	3-65	9013934	4-7
64425	2-31, 2-33	9009911	3-65	9013950	2-35
64778	3-33	9009912	3-65	9013951	2-35
68872	3-43	9009913	3-65	9014662	2-3, 2-5
68873	3-43	9009914	3-65	9014664	2-5
69225	3-9	9009915	3-65	9014666	2-3
69234	2-7, 3-37, 3-39, 3-41	9009916	3-65	9019370	3-47
70246	3-29	9009917	3-65	9019371	3-49
70651	2-19	9009990	3-37, 3-39, 3-41	9019372	3-45
71579	2-7	9010301*	3-62	9020262	4-3
71607	2-31, 2-33	9010351	3-7	9020678	3-50
74455	3-7	9010353	3-5	94877	2-41
75939	2-47	9010356	3-35		
76062	2-47	9010919	2-39		
763064	3-23	9010920	2-35		
763115	3-45, 3-47, 3-49, 3-55, 3-57, 3-59	9010921	2-35		
763149	3-35	9010922	2-45		
769785	3-33	9010924	2-9		
79246	2-31, 2-33	9010925	2-9		
80395	3-55, 3-57, 3-59	9010926	3-25		
80409	2-23, 3-21	9010927	2-27		
80921	2-15	9010928	2-21		
82226	2-17, 2-19	9010929	3-21		
82831	2-7	9010930	2-21		
83415	2-49, 3-45	9010931	2-45		
86240	3-23	9010932	2-45, 3-29		
86308	3-35	9010933	3-15, 4-3		
87308	2-7	9010934	2-19		
87318	2-47	9010935	1-1, 2-29		
87435	2-49, 3-43	9010936	3-33		
89046	2-5	9010937	2-41		
89047	2-5	9010938	3-23		
89048	2-5	9010939	2-29		
89049	2-5	9010940	2-29		
9001054	3-52	9010941	3-23		
9001055	3-51	9010942	2-19		
9001062	3-52	9010943	2-19		
9003524	4-5, 4-6	9011048	4-5, 4-6		
9006268	4-3	9011049	4-4		
9008155	3-35	9011051	4-4		
9008182	3-3	9011052	4-5, 4-6		
		9011053	4-5, 4-6		
		9011054	3-23		

## PART DESCRIPTION TO PAGE NUMBER CROSS REFERENCE LIST

**A**

Actuator Kit, Sba, Afmkt [T12], 3-23  
 Actuator, 36vdc, 02.0strk, 0180lb, 2-41  
 Actuator, 36vdc, 3.9strk, 450lb, 2-23  
 Adapter, Swivel, 1.75, Abs, 3-35  
 Alarm, 9-48vdc, 95 Db(A) [Ec-H20], 2-21  
 Alarm, Backup, 12-48vdc, Adj, 3-5  
 Angle, Latch, 2-15  
 Angle, Mtg, Antenna, Telem, 3-37, 3-39, 3-41  
 Angle, Mtg, Tank, 2-35  
 Angle, Stil, Perforated .03 1.4 1.4 22l, 2-27  
 Angle, Support, 2-11  
 Antenna, Telem, 70 In [Gprs], 3-37, 3-39, 3-41  
 Arm Assy, Lift, Actuator, 3-23  
 Arm Kit, Lift, Scb [T12], 2-23  
 Arm Wldt, Pivot (Replaced by 9013613), 2-23  
 Arm, Lift, Sqge, 2-41  
 Assy, Seal, Mtg, Vacfan, 2-37

**B**

Base, Module, Light, 3-5  
 Battery Assy, Li-Ion, 36v, 10.2 Kwh, 3-45  
 Battery Assy, Li-Ion, 36v, 4.1 Kwh, 3-49  
 Battery Assy, Li-Ion, 36v, 8.2 Kwh, 3-47  
 Battery, Wet, 06vdc 0240ah, 2-49  
 Battery, Wet, 06vdc 0240ah, W/O Carton, 1-1  
 Battery, Wet, 06Vdc 0360Ah, W/Cartron, 3-43  
 Battery, Wet, 06vdc 0360ah, W/O Carton, 1-1  
 Bearing [6003 2RS], 4-4  
 Bearing, Ball 1.48B 2.38B 0.67W, 2-7  
 Bearing, Ball, 0.24b 0.51d 0.20w [2seal], 3-35  
 Bearing, Ball, 0.59b 1.26d 0.35w[2seal], 2-29  
 Bearing, Ball, Brush Side, 4-5, 4-6  
 Bearing, Flng, 2hole, 0.75b, 2-17, 2-19  
 Bearing, Flng, 2hole, 0.75b [Nyl], 2-17, 2-19  
 Bearing, Flng, 2hole, 1.25b, 2-19  
 Bearing, Journal, 0.75b 0.88d 0.75l, 2-19  
 Bearing, Motor, Ele, 4-7  
 Bearing, Pillowblock, 1.12b, 2-19  
 Bearing, Steering, 4-4  
 Bellcrank, Lift, Sqge [T12], 2-31, 2-33  
 Belt, Cyl Head, W/Too;l, Afmkt, 2-29  
 Belt, Drive, 2-29  
 Belt, Drive, 7 Grv, 1-1  
 Bezel, Headlight, Lh [W/Inserts], 3-3  
 Bezel, Headlight, Rh [W/Inserts], 3-3  
 Blade, Sqge, Front, 42.59l [Gum], 1-1  
 Blade, Sqge, Front, 42.59L [Gum] (Option), 2-43  
 Blade, Sqge, Front, 42.59l [Linard], 1-1, 2-43

Blade, Sqge, Front, 42.59l [Urethane], 1-1  
 Blade, Sqge, Front, 42.59l [Urethane] (Option), 2-43  
 Blade, Sqge, Front, Tile, Tile, 42.59L [Linard] (Option), 2-43  
 Blade, Sqge, Rear, 44.96l Gum, 1-1  
 Blade, Sqge, Rear, 44.96l Gum (Option), 2-43  
 Blade, Sqge, Rear, 44.96l Linatex, 1-1, 2-43  
 Blade, Sqge, Rear, 44.96l Urethane, 1-1  
 Blade, Sqge, Rear, 44.96l Urethane (Option), 2-43  
 Blade, Sqge, Sba, Gum (Option), 3-21  
 Blade, Sqge, Sba, Inner, Gum (Option), 3-21  
 Blade, Sqge, Sba, Inner, Linard, 3-21  
 Blade, Sqge, Sba, Inner, Urethane (Option), 3-21  
 Blade, Sqge, Sba, Linatex, 3-21  
 Blade, Sqge, Sba, Urethane (Option), 3-21  
 Blade, Sqge, Side, 22.50l, Gum, 1-1  
 Blade, Sqge, Side, 22.50l, Gum (Option), 2-31, 2-33  
 Blade, Sqge, Side, 22.50l, Linatex, 1-1  
 Blade, Sqge, Side, 22.50l, Linatex (Standard), 2-31, 2-33  
 Blade, Sqge, Side, 22.50l, Ure, 1-1  
 Blade, Sqge, Side, 22.50l, Urethane (Option), 2-31, 2-33  
 Block, Guide, Sqge, 2-33  
 Block, Sqge, Guide, Rh, 2-31  
 Bolt, Shld, .41d X 0.35, M8 X 1.25, 3-33  
 Boot, 90deg .50id 1.00id 2.50l, Red, 2-47, 2-49  
 Boot, Terminal, Battery, 02-01Ga, Blk, 3-43  
 Boot, Terminal, Battery, 02-01Ga, Red, 3-43  
 Boot, Terminal, Battery, 25.4mm, Blk, 2-49, 3-37  
 Bracket Wldt, Brg, 2-19  
 Bracket Wldt, Bumper, 3-11  
 Bracket Wldt, Latch, 2-15  
 Bracket Wldt, Latch, Lh, 2-9  
 Bracket Wldt, Mount, Sba, 3-25  
 Bracket Wldt, Mtg, Box, 3-37, 3-39, 3-41  
 Bracket Wldt, Skid, Anti-Roll, 3-25  
 Bracket Wldt, Sppt, Brg, 2-17, 2-19  
 Bracket Wldt, Sppt, Seat, 2-39  
 Bracket, Bumper, Right, 2-9  
 Bracket, Catch, Latch, 3-63  
 Bracket, Circuit Board, Sba, 3-29  
 Bracket, Ele, Cb [T12], 2-21  
 Bracket, Mtg, Ball Stud, 2-15  
 Bracket, Mtg, Brg, 2-17  
 Bracket, Mtg, Cover, 2-35  
 Bracket, Mtg, Extinguisher, 3-64  
 Bracket, Mtg, Hose, 2-35  
 Bracket, Mtg, Panel, 2-45  
 Bracket, Mtg, Relay, 3-59

Bracket, Mtg, Tank, 2-35  
 Bracket, Pivot, Spring, 2-23  
 Bracket, Protector, Float Switch, 2-35  
 Bracket, Pump, 3-27  
 Bracket, Pump, Soltn, 3-15  
 Bracket, Pump, Spray, 3-33  
 Bracket, Retainer, Pin, 2-27  
 Bracket, Retainer, Spring, 2-3, 2-5  
 Bracket, Scrbr, Watertube, 2-27  
 Bracket, Soltn [Ec-H2o], 3-15  
 Bracket, Sppt, Door, 3-25  
 Bracket, Sppt, Tank, Lh, 2-39  
 Bracket, Sppt, Tank, Rh, 2-39  
 Bracket, Stiffener, 2-45  
 Bracket, Support, Tank, Lh, 3-9  
 Bracket, Support, Tank, Rh, 3-9  
 Bracket, Valve, Large, 4-3  
 Brake, Rotor, 4-5, 4-6  
 Brake, W/Lever, Complt, 4-5, 4-6  
 Brush Assy, disk, Scb, 13.0D, Nylon, 2-5  
 Brush Assy, Disk, Scb, 13.0d, Nylon (Scrubbing) (Replaced by 1220230), 2-5  
 Brush Assy, disk, Scb, 13.0D, Polypropylene Stiff, 2-5  
 Brush Assy, Disk, Scb, 13.0d, Polypropylene Stiff (Scrubbing) (Replaced by 1220231), 2-5  
 Brush Assy, disk, Scb, 13.0d, Super Abrasive, 2-5  
 Brush Assy, Disk, Scb, 13.0d, Super Abrasive (Scrubbing) (Replaced by 1220232), 2-5  
 Brush Assy, Disk, Scb, 16.0d, Nylon (Replaced by 1220235), 2-3  
 Brush Assy, Disk, Scb, 16.0d, Polypropylene (Replaced by 1220241), 2-3  
 Brush Assy, Disk, Scb, 16.0d, Polypropylene Stiff (Replaced by 1220236), 2-3  
 Brush Assy, Disk, Scb, 16.0d, Super Abrasive (Replaced by 1221543), 2-3  
 Brush Assy, Disk, Scrub, 16.0D, Nylon, 2-3  
 Brush Assy, Disk, Scrub, 16.0D, Polypropylene, 2-3  
 Brush Assy, Disk, Scrub, 16.0D, Polypropylene Stiff, 2-3  
 Brush Assy, Disk, Scrub, 16.0D, Super Abrasive, 2-3  
 Brush Kit, Hub Assy, Drive, Ci, 2-5  
 Brush Kit, Hub Assy, Drive, Ci [Hdpe In], 2-3  
 Brush Kit, Hub Assy, Drive, Ci [Uhmw], 2-3  
 Brush Kit, Motor, 2-25, 4-7  
 Brush Kit, Motor, Fan, 2-37  
 Brush, Motor, [1PC=1Kit], 3-21  
 Brush, Scb, 31l, 18sr, Polyester, Spl, 2-3

## CROSS REFERENCE

Brush, Scb, 31l, 18sr, Polypropylene, 2 Way, Spl, 2-3  
Brush, Scb, 31l, 18sr, Polypropylene, Spl, 2-3  
Brush, Scb, 31l, 18sr, Super Abrasive, 2-3  
Bumper Kit, Front, Hd, Ci [T12], 3-11  
Bumper, Lh, Afmkt [T12], 2-9  
Bumper, Rbr, 1.0 Hex, 2-27  
Bumper, Rbr, 1.0d 0.38th .25-20, 2-11  
Bumper, Rh, Afmkt [T12], 2-9  
Bumper, Sba, Afmkt [T12], 3-25  
Bumper, Ure, 1.50d 1.25l, 3-9  
Bushing, Flex, Ure, 2-41  
Bushing, Flng, 0.50b 0.59d 0.25l, 2-23, 2-41, 3-23  
Bushing, Flng, 0.63b 0.72d 0.25l, 2-23  
Bushing, Flng, 1.00b 1.13d 0.50l, 2-23  
Bushing, Flng, 1.00b 1.13d 1.00l, 3-23  
Bushing, Flng, 1.75b 1.94d 1.50l, 3-23  
Bushing, Sleeve, 0.63b 0.72d 0.38l, 2-31, 2-33  
Bushing, Sleeve, 1.00b 1.13d 1.750l, Fgl, 3-33  
Bushing, Snap-In, 0.25b 0.31d 0.08th Nyl, 2-15

### C

Cable Assy, 04ga .34ring /.34ring, 175a, 2-49, 3-43  
Cable Assy, 10ga .25ring /.31ring, 050a, 2-47  
Cable Assy, 4ga [T12 - Litelem], 3-39, 3-41  
Cable Assy, 4ga [T12 - Telemetry], 3-37  
Cable Assy, 6ga [6100e - Telemetry], 3-55, 3-57, 3-59  
Cable Assy, Battery, 02ga [T12,T16], 3-45, 3-47, 3-49  
Cable Assy, power [T12], 2-69  
Cable, 04ga 08.0l Blk .34ring /.34ring, 2-49  
Cable, 04ga 12.0l Blk .34ring /.34ring, 2-49, 3-43  
Cable, 04ga 18.0l Blk .34ring /.34ring, 3-43  
Cable, 06ga 5.5l Brown .25ring /.312ring, 2-47  
Cable, 2ga, Blk, Telem [T16], 3-39, 3-41  
Cable, 4ga, Blk [6200e, Telemetry], 3-37  
Cable, Battery, 4ga, .25ring / .312ring, 2-47  
Cable, Charger Eu Bc5 & 7, 3-53  
Cable, Charger Uk, Bc5 & 7 (UK Only), 3-53  
Cable, Glv .09d 013.0l .38eye /.38eye, 2-21, 3-9  
Cap, Battery, 2-49, 3-43  
Cap, Fill, Battery [Trojan], 3-62  
Cap, Hub, Wheel [For 1060626], 2-7  
Cap, Tank, 2-39  
Cap, Wheel, Steering, 2-17  
Capacitor, Plug [.01 Uf, 200V], 3-15  
Caster Assy, Swivel, 1-1, 2-41  
Catch, Snap, Push, Mal, 3-35  
Chain, Rlr, 35 X 35 Pitches, 2-19

Chain, Steering W/Link, 4-4  
Channel Wldt, Bumper, Lh, 3-9  
Channel Wldt, Bumper, Rh, 3-9  
Channel Wldt, Rlr, 2-9  
Channel Wldt, Seat, 2-11  
Channel Wldt, Steering, Pntd, 2-21  
Charger Kit, 36vdc 021a, 1ph, Ci, 3-52  
Charger Kit, 36vdc 021a, 1ph, Domestic, Ci, 3-51  
Charger Kit, 36Vdc 21A 85-265Vac, 1Ph 45/65Hz, 3-52  
Charger Kit, On-Board, Us Ci [T12], 3-55, 3-59  
Charger, 36Vdc 030A Wet Sb050G 230Vac, 3-53  
Charger, 36vdc 1200w 100-240vac[Off Brd], 3-60  
Charger, 36vdc 20a 115-240vac [Onb], 3-55, 3-57, 3-59  
Charger, 36vdc 900w 100-240vac [Off Brd], 3-60  
Circuit Board Kit, Ec-H2o, Afmkt [T12], 4-3  
Circuit board Kit, H20\_Sba, Afmkt [T12], 2-45  
Circuit Board Kit, H2o\_Sba, Afmkt [T12], 3-29  
Circuit Board Kit, Scrub, Afmkt [T12], 2-45  
Circuitbreaker, 02.5a, Resetable, 2-47, 3-3, 3-5, 3-7, 3-29  
Circuitbreaker, 15.0a, Resetable, 3-3, 3-5, 3-7  
Circuitbreaker, 20.0a, Resetable, 3-29  
Circuitbreaker, 25.0a, Resetable, 2-47  
Circuitbreaker, 60.0a, resetable, 2-47  
Clamp Wldt, Retainer, Sqge, 2-43  
Clamp, Cable, Nyl, 0.62d, Nat, 3-37, 3-39, 3-41  
Clamp, Cable, Ss, 0.50D X 0.50W [Insul], 2-25, 3-15  
Clamp, Cable, Stil, 0.63d X 0.50w, 1hole, 3-33  
Clamp, Cable, Stil, 0.75d X 0.75w, 1hole, 3-23  
Clamp, Cable, Stil, 0.9x1.8x0.62w, 1hole, 2-7, 2-17, 2-19  
Clamp, Cable, Stil, 1.00d X 0.75w, 1hole, 2-7, 3-37, 3-39, 3-41  
Clamp, Hose, Wormdrive, 0.25-0.62d, .31w, 3-15, 3-17, 3-27, 4-3  
Clamp, Hose, Wormdrive, 0.31-0.88d, .31w, 2-25, 2-49, 3-27, 3-33, 4-3  
Clamp, Hose, Wormdrive, 0.56-1.06d, .56w, 2-25, 2-27  
Clamp, Hose, Wormdrive, 2.62-3.50d, 3-15, 3-27  
Clamp, Hose, Wormdrive, 4.63-5.50, 0.5w, 2-35  
Clamp, Hose, Wormdrive, 5.56-6.50d, .56w, 2-37  
Clamp, Pivot, Link, 2-41  
Clevis, 0.31d X 0.75l, 2-31, 2-33  
Clip, Hose, Plstc 1.88-2.12, 2-35

Clip, Tie, 0.25d, Plstc, 2-21, 2-45, 3-7, 3-27, 3-55, 3-57, 3-59  
Connector, Anderson, 175a, Gray, 2-49, 3-43, 3-45, 3-47, 3-49  
Connector, Battery, 6ga 50a, Gray[2cont], 3-51, 3-52, 3-60  
Contactor, 36vdc, No, 2-47  
Controlbox Assy, Telem [3G, Intl], 3-37, 3-39, 3-41  
Controlbox Assy, Telem [Usa, 3G], 3-37, 3-39, 3-41  
Controller, 36vdc, 200a [Ac Propel], 2-21  
Controller, Battery, Li-Ion, 36vdc [Bms], 3-45, 3-47, 3-49  
Controller, Drive [T12], 2-21  
Cord, Chrgr, Ele [European], 3-57  
Cord, Chrgr, Ele [European], 3-52  
Cord, Chrgr, Ele, [Japanese], 3-52  
Cord, Extn, 16ga /3, 10ft [Sjt], 3-51  
Cord, Power, 1.0mm2/3 Blk[2.5Meter, Australia], 3-57  
Cord, Power, 14/3, 15A, 15ft Blk [Us], 3-55, 3-59  
Cord, Power, 16/3, 15ft Blk [Us], 3-60  
Coupling, Sqge, 2-41  
Cover, Access, Chrgr, Trimmed, 3-55, 3-59  
Cover, Access, Vacfan, Trimmed, 3-33  
Cover, Belt, 2-29  
Cover, Box, Circuitboard, 2-45  
Cover, Box, Connector, 4-5, 4-6  
Cover, Fan, Vacuum, 2-37  
Cover, Module, Light, 3-5  
Cover, Motor, Drive, 4-5, 4-6  
Cover, Motor, Sba, Afmkt [T12], 3-21  
Cover, Plstc, Hub, Alm, 4-5  
Cover, Recovery Tank, Afmkt [T12], 2-35  
Cuff, Adapter, 1.75 X 2.00, Pvc, 3-35

### D

Debris Tray, Cyl, Afmkt [T12], 2-27  
Device, Centering, Clip On, Ti [Gf Pp], 2-3  
Device, Centering, Clip On, TI [Gf Pp], 2-5  
Diode, Ele, Plug, 2-45, 3-33  
Disk, Driver, Pad, W/Face, 16.0D, 2-3  
Door, Brush, 2-29  
Door, Casting, Squeegee, Lh, 2-33  
Door, Casting, Squeegee, Rh, 2-31  
Driver Assy, Pad, 13.0D, 2-5  
Driver Assy, Pad, 13.0d (Replaced by 1220243), 2-5  
Driver Assy, Pad, 16.  
(Replaced by 1220244), 2-3  
Driver Assy, Pad, 16.0D, 2-3  
Duct, Outlet, Heat, 3-55, 3-57, 3-59  
Dvd, Operator [T12], 3-65

### E

Ec-H2o Module Kit, Afmkt [T12], 4-3  
Ech20 Module, Afmkt [T12] (See Breakdowns), 3-15

Electrode, 5 Plate, High Flow, 4-3  
 Electrode, Cylindrical, 4-3  
 Extinguisher, Fire, 2.5 Lb Dry, 3-64

**F**

Fan, Vac, 6.6 Dia, Ametek, 2-37  
 Fastener, 09.001 [Hook & Loop], 3-15  
 Fastener, 25.0 [Hook & Loop], 2-37  
 Filter, Panl, Dust, 2.3 X 04.5 X 06.4, 2-35  
 Filter, Soltn, 020Mesh, Pm12 3.1D 02.6L, 2-39  
 Filter, Soltn, 080 Mesh, Pm12 3.2d 6.0l, 3-15  
 Fitting Assy, Soltn, Bh, 2-39  
 Fitting, Brs, E90, Bm06/Pm06, Short, 3-33  
 Fitting, Brs, E90, Em08/Pm06, 3-33  
 Fitting, Brs, E90, Pf06/Pm06, Spcl, 3-33  
 Fitting, Brs, Str, Bm06/Pm02, 4-3  
 Fitting, Brs, Str, Pf06/Pm12, 3-33  
 Fitting, Brs, Str, Pm02, Plug [Skhd], 3-15  
 Fitting, Plstc, E90, Bm04 Cplg Male, 3-15  
 Fitting, Plstc, E90, Bm04/Pm04, Nyl, 3-17  
 Fitting, Plstc, E90, Bm05/Pm02, Nyl, 4-3  
 Fitting, Plstc, E90, Bm06/Pm04, Nyl, 3-15  
 Fitting, Plstc, E90, Bm06/Pm06, Nyl, 3-15, 3-27  
 Fitting, Plstc, E90, Bm08/Pm06, 3-33  
 Fitting, Plstc, E90, Bm10/Bm10, 2-25, 3-27  
 Fitting, Plstc, E90, Bm10/Pm08, 2-25, 2-27  
 Fitting, Plstc, Pf04/Pf04/Pf04, 3-17  
 Fitting, Plstc, Rst, 3-17  
 Fitting, Plstc, Rst, Main Head, 3-17  
 Fitting, Plstc, Str, Bm04, Cplg, Male, 3-15, 3-17  
 Fitting, Plstc, Str, Bm04, Cplg, Fem[Tco], 3-17  
 Fitting, Plstc, Str, Bm04/Bm04, 3-15, 3-17  
 Fitting, Plstc, Str, Bm04/Bm06, 3-17  
 Fitting, Plstc, Str, Bm05, Cplg, Fem, 3-15, 3-17  
 Fitting, Plstc, Str, Bm06, Cplg, Fem, 3-15, 3-27  
 Fitting, Plstc, Str, Bm06, Cplg, Male, 3-15  
 Fitting, Plstc, Str, Bm06, Mplg, Male, 3-27  
 Fitting, Plstc, Str, Bm06/Bm06, 3-27  
 Fitting, Plstc, Str, Bm06/Pm06, 3-15  
 Fitting, Plstc, Str, Bm10/Pm06, Nyl, 3-27  
 Fitting, Plstc, Str, Pm04, Cplg, Mal[Tco], 3-17  
 Fitting, Plstc, Str, Pm04/Pm04, 3-17  
 Fitting, Plstc, Tee, Bm04/Bm04/Bm04, 3-15  
 Fitting, Plug, Pm06, Nyl, 2-39  
 Fitting, Stl, Pm04/Pm02/Pm04/Pm02, Spcl, 3-15  
 Fitting, Stl, Str, Bm06/Pm06, Swivel, 3-33  
 Fitting, Swivel, Str, Pm06/Pm06, Brs, 3-33  
 Frame Wldt [T12], 2-7  
 Frame, Sqge, Inner, 2-43  
 Frame, Sqge, Outer, 2-43  
 Frame, Sqge, Side, Lh, 2-33  
 Frame, Sqge, Side, Rh, 2-31

Fuse, 080a, 0.88 2.4l, 125volt, Slow-Blow, 2-47  
 Fuse, 15a, Replmt, 3-55, 3-57, 3-59  
 Fuse, 002A, 250Vdc, Cartridge, 3-37, 3-39, 3-41

**G**

Gas spring, 35lb, 8.0strk, 2-15  
 Gasket, Base, Module, 3-5  
 Gasket, Cover, Belt, 2-29  
 Gasket, Cover, Circuitboard, 2-45  
 Gasket, Ure, .50, 03.74w 05.31l, Adh, 2-35  
 Grip, Handle, .25d .90l Yel, 2-11  
 Grip, Lock, 2-43  
 Grommet, Blind, 4-3  
 Grommet, Rbr, 0.62id, F/0.9h, .12 Matl, 3-7  
 Guard Wldt, Top, Ohg, 3-13  
 Guard, Light, Revl / Strobe, 3-7  
 Guide, Hose, Hdpe [Cassoday], 3-33

**H**

Handle Assy, Latch, Seat, 2-15  
 Handle Kit, Wand, Afmkt, 3-35  
 Handle, Container, 2-11  
 Handle, Latch, 2-15  
 Harness, Cable, Propel Motor [T12], 2-69  
 Harness, Cntrl, Battery [Off-B T12 T16], 3-45, 3-47, 3-49  
 Harness, Cntrl, Battery [On-B T12 T16], 3-59  
 Harness, Ele [Ec-H20, T12], 3-19  
 Harness, Ele, [Telemetry T12], 3-37, 3-39, 3-41  
 Harness, Ele, Ech2o [T12 Module], 4-3  
 Harness, Ele, Ohg [T12], 3-7  
 Harness, Main, Ele [T12], 2-69  
 Harness, Side Brush, Ele [T12], 3-31  
 Harness, Wire, Adapter [Deutsch, Dtp], 2-29  
 Harness, Wire, Alarm / Light [T16], 3-5  
 Harness, Wire, Propel Motor [T12], 2-69  
 Harness, Ele, Seat [T12], 2-69  
 Head Wldt, Scb, Cyl, 2-27  
 Head Wldt, Scrbr, Disc, 2-25  
 Hinge, Brush Door, Bent, 2-9  
 Hook Assy, Lift, Battery, 3-50  
 Hook Wldt, Latch, 2-31, 2-33, 2-43  
 Hook, Nozzle, Hdpe, 3-33  
 Horn, 36vdc, 110dba, 2-7  
 Hose Assy, Drain, 2.0ld X 26.2L, Blk (Recovery Tank), 2-35  
 Hose Assy, Drain, 2.0ID x 32.2L, Blk (Solution Tank), 2-35  
 Hose Assy, Sqge, W/2cuff [Cassoday], 3-35  
 Hose kit, Mtg, Brk, T12 (665.5) (Recovery Tank), 2-35  
 Hose Kit, Mtg, Brkt T12 (819.0) (Solution Tank), 2-35

Hose, Afmkt, Pvc, Brd, 0.25ld, 01Ft, 3-17  
 Hose, Afmkt, Pvc, Brd, 0.25ld, 03Ft, 3-15  
 Hose, Afmkt, Pvc, Brd, 0.25ld, 08Ft, 3-15, 3-17  
 Hose, Afmkt, Pvc, Brd, 0.38id, 01ft, Clr, 3-15  
 Hose, Afmkt, Pvc, Brd, 0.38id, 02ft, Clr, 3-15  
 Hose, Afmkt, Pvc, Brd, 0.38id, 03ft, Clr, 3-15, 3-27  
 Hose, Afmkt, Pvc, Brd, 0.38id, 08ft, Clr, 3-27  
 Hose, Afmkt, Pvc, Brd, 0.50id, 03ft, Clr, 2-49  
 Hose, Afmkt, Pvc, Brd, 0.50ld, 08Ft., Clr, 3-33  
 Hose, Afmkt, Pvc, Brd, 0.62id, 01ft, Clr, 3-27  
 Hose, Afmkt, Pvc, Brd, 0.62id, 03ft, Clr, 2-25, 2-27  
 Hose, Afmkt, Pvc, Brd, 01Ft, Clr, 4-3  
 Hose, Pvc, Brd, 0.38id, 01Ft, Clr, 4-3  
 Hose, Spray, Afmkt [T12], 3-33  
 Hose, Vacuum, 1.75id X 68.6l, 2 Cuff, 2-37  
 Housing, Bottom, 4-3  
 Housing, Sqge, Holder, Wheel, F/609648, 3-35  
 Housing, Upper, Module, High Flow, 4-3  
 Hub, Alm, 4-5  
 Hub, Drive, Brush, Disk, 0.75b [6t], 2-25, 3-21  
 Hub, Drive, Brush, Disk, 3hole 5.8bc, 2-3, 2-5  
 Hub, Drive, Brush, Disk, 3hole 5.8bc[6t], 2-3

**I**

Inductor, 12.7mmid [156 Imp At 25mhz], 3-45, 3-47, 3-49  
 Inductor, 12.7Mmid [156 Imp At 25Mz] (Australia Only), 2-37  
 Inductor, 18Mmid [156 Imp At 25Mhz] (Australia Only), 2-21  
 Inductor, 25Mmid [218 Imp At 25Mhz] (Australia Only), 2-21  
 Instr, Use&Care, Wallchart [T12], 3-65  
 Insulation, Acstc, 0.5, 10.4 X 13.0 C-0, 2-37  
 Iron Gray S/G  
 Enamel12.8oz[lcm101-00517], 1-1

**K**

Key, ignition, Sgl, 1-1, 2-17, 2-19  
 Key, Sq, 0.19 X 0.19, 0.50l, 2-29  
 Key, Sq, 0.19 X 0.19, 0.75l, 2-29  
 Key, Sq, 0.19 X 0.19, 1.00l, 2-17, 2-19  
 Key, Sq, 0.25 X 0.25, 1.00l, 2-25, 3-21  
 Key, Sq, 05mm X 05mm, 25mml, 2-29  
 Knob Assy, Star, 3.21d 5ear M12, 2-41

## CROSS REFERENCE

### L

Label [Anti-Tamper], 3-45, 3-47, 3-49  
Label Set, Info/Hzrd [T12], 2-70  
Label Set, Info/Hzrd, Tj [T12] (Japan Only), 2-70  
Label, Circuitbreaker, 2-21, 2-47  
Label, Date Code [Ec-H2o], 4-3  
Label, Direction [Ec-H2o], 4-3  
Label, Hzrd, Flammable Matl, Na, 2-70  
Label, Hzrd, Flammable Matl, Tj (Japan Only), 2-70  
Label, Logo [T12], 2-70  
Label, Logo, 05.8L Shite / TI [Tennant], 2-70  
Label, Logo, 12.3l 4color [Ec-H2o], 2-70  
Label, Module [Nsf, Ec-H2o], 4-3  
Label, Opertnl, Console, Lh, 2-17, 2-19  
Label, Opertnl, Console, Rh, 2-19  
Label, Opertnl, Telem [Fcc/lc], 3-37, 3-39, 3-41  
Label, Opertnl, Vacuum Wand Handle, 3-35  
Label, Tag, Battery [HydroLink Watering], 3-62  
Latch, 2-15, 2-21  
Latch, Cmpr, Yel Grip, 2-31, 2-33  
Latch, Compression, Sqge, Sba, 3-21  
Latch, Draw, Rbr, W/ Keeper, Fr/49800, 3-63  
Lift channel Kit, Sba, Afmkt [T12], 3-23  
Light Assy, Led, 3-5  
Light Assy, Pre-Sweep, Afmkt, 3-3  
Light kit, Strobe, Module, Ci [T12], 3-5  
Light Kit, Warning, Ohg, Ci [T12], 3-7  
Light, Fish, 12Vdc, Amb, Rwk, 3-5, 3-7  
Link Wldt, Oprtr Station, 2-11  
Link, Chain, Rlr, 35, 2-19  
Link, Head Scb, 2-23  
Link, Oprtr Station, 2-11  
Link, Tensioner, Spring, 2-41  
Link, Upper, 3-23  
Lip, Tray, Debris, 2-27

### M

Magnet, Latch, Brush Door, 2-9  
Manifold Kit, Sys, Water, Battery, Di, 3-61  
Manifold, Soltn, Sba, 3-27  
Manifold, Sys, Water, Battery, 3-61  
Manual, Oprtr [T12 Ele, Cn], 3-65  
Manual, Oprtr [T12 Ele, En, Na], 3-65  
Manual, Oprtr [T12 Ele, Es, Na], 3-65  
Manual, Oprtr [T12 Ele, Fr, Na], 3-65  
Manual, Oprtr [T12 Ele, Jp], 3-65  
Manual, Oprtr [T12 Ele, Ptb], 3-65  
Manual, Parts [T12 Ele, En, Na/Int] (S/N 1000000-1999999), 3-65  
Manual, Parts [T12 Ele, EN] (S/N 3000000-3999999), 3-65  
Manual, Service Info [T12 Ele, En], 3-65  
Molding, Afmkt, Trim, Pvc, .08 .11, 01Ft, 2-23

Molding, Afmkt, Trim, Pvc, .08 .11, 02ft, 3-55, 3-57, 3-59  
Motor Assy, Ac, Drive, Complt, 4-5, 4-6  
Motor, Ele, 36vdc 0315rpm, 2-25  
Motor, Ele, 36vdc 0320rpm 0.63hp Gear, 3-21  
Motor, ele, 36Vdc 1750rpm 1.00hp 22.0a, 4-7  
Motor, Ele, 36vdc 1750rpm 1.00hp 22.0a (See Breakdown), 2-29  
Muffler, Vacfan, 11.0 L, 2-37

### N

Nameplate, Tennant, Domed 7.0in, 2-70  
Nozzle, Spray, Gun, 3-33  
Nut, Compression, 2.25-12, Abs, 3-35  
Nut, Hex, Flexlock, .31-18, 2-49, 3-43  
Nut, Hex, Flng, M5 X 0.80, 3-27  
Nut, Hex, Flng, M8 X 1.25, 2-19  
Nut, Hex, Jam, .25-20, 2-9, 2-11, 2-15  
Nut, Hex, Jam, 1.12-12, 2-19  
Nut, Hex, Jam, M10 X 1.5, [Din439], 3-23  
Nut, Hex, Jam, M4 X 0.70, Ss, 3-29  
Nut, Hex, Lock, .31-18, NI, Ss, 2-13, 2-15  
Nut, Hex, Lock, #06-32, NI, 2-47  
Nut, Hex, Lock, M10 X 1.5, NI, 3-13  
Nut, Hex, Lock, M10 X 1.5, NI, Ss, 2-39, 2-41, 3-9, 3-23  
Nut, Hex, Lock, M12 X 1.75, NI, 2-17  
Nut, Hex, Lock, M3 X 0.50, NI, Ss, 3-45, 3-47, 3-49  
Nut, Hex, Lock, M4 X 0.70, NI, Ss, 3-33, 4-3  
Nut, Hex, Lock, M5 X 0.80, NI, 3-5, 3-7, 3-37, 3-39, 3-41  
Nut, Hex, Lock, M5 X 0.80, NI, Ss, 2-15, 2-47, 3-9, 3-55, 3-57, 3-59, 3-64  
Nut, Hex, Lock, M6 X 1.00, NI, 2-11, 2-25, 2-31, 2-33, 3-33  
Nut, Hex, Lock, M6 X 1.00, NI, Ss, 2-11, 2-15, 3-21, 3-33, 3-37, 3-39, 3-41  
Nut, Hex, Lock, M8 X 1.25, NI, 2-17, 2-19, 3-33  
Nut, Hex, Lock, M8 X 1.25, NI, Ss, 2-9, 2-23, 2-41, 2-43, 3-21, 3-23, 3-37, 3-39, 3-41  
Nut, Hex, Std, .25-20, 2-47  
Nut, Hex, Std, M3 X 0, 2-47  
Nut, Hex, Std, M5 X 0.80, Brs, 2-45  
Nut, Hex, Std, M6 X 1.00, Brs, 2-45  
Nut, Hex, Std, M8 X 1, 2-27, 2-43  
Nut, T, M10 X 1.50 X 0.62od X 0.5l, 2-43  
Nut, T, M8 X 1.25, 2-31, 2-33

### O

Off Whites/G  
Acrylic 12.8oz [Acm101-00171], 1-1  
Ohg Kit W/O Bumper, Ci [T12], 3-13

### P

Pad, Buff, 13.0d, Red [1pick=1pad], 2-5  
Pad, Buff, 16.0d, Red [1pick=1pad], 2-3  
Pad, Polish, 13.0d, White [1pick=1pad], 2-5  
Pad, Polish, 16.0d, White [1pick=1pad], 2-3  
Pad, Scrubbing, 13.0d, Blue, 2-5  
Pad, Scrubbing, 16.0d, Blu [1pick=1pad], 2-3  
Pad, Stop, Rbr (Replced by 9013613), 2-23  
Pad, Stripping, 13.0d, Brown [1pick=1pad], 2-5  
Pad, Stripping, 16.0d, Brown [1pick=1pad], 2-3  
Pad, Stripping, 16.0d [Hi Prod, Black, 1pick=1pad], 2-3  
Pad, Surf Prep, 13.0d [Mar, 1pick=1pad], 2-5  
Pad, Surf Prep, 16.0d [Maroon, 1pick=1pad], 2-3  
Paint, Airdry, Blk, 12oz, 1-1  
Paint, Airdry, Gray, 12oz [Enamel], 1-1  
Panel Assy, Steering Poc, Ci [T12], 2-19  
Panel kit, Cntrl, Replmt [T12], 2-17  
Panel, Access, Front, Afmkt [Jp], 2-21  
Panel, Access, Front, Afmkt [T12], 2-21  
Panel, Console, Lh, 2-17, 2-19  
Panel, Console, Rh, 2-19  
Panel, Door, Lh, 2-9  
Panel, Door, Rh, 2-9  
Panel, Pod, W/Instr Afmkt [T12], 2-19  
Part Kit, Station, Oprtn, Plstc [2Pc=1Kit], 2-11  
Parts Kit, Lift [Li-Ion], 3-50  
Pawl, Ratchet, 3-33  
Pedal Assy, Accelerator, Brake, 4-8  
Pedal Assy, Accelerator, Brake (See Breakdowns), 2-21  
Pedal, Brake, W/ Tread, 4-8  
Pedal, Propel, W/ Tread, 4-8  
Pin, 0.63d, 02.0l [W/Cbore, M8 Screw], 2-43  
Pin, Axle, Brg, 3-35  
Pin, Clevis, 0.37d X 1.00l, 2-31, 2-33  
Pin, Clevis, 0.37d X 2.00l, 2-23, 3-23  
Pin, Clevis, 0.37d X 3.25l, 2-9  
Pin, Clevis, 0.37d X 5.00l, 2-25, 2-27  
Pin, Clevis, 0.37d X 5.25l, 2-41  
Pin, Clevis, 0.38d X 1.13l, 3-23  
Pin, Clevis, 0.38d X 2.50l, 2-23  
Pin, Clevis, 0.50d X 2.25l, 2-41  
Pin, Clevis, 10mmd X, 2-41  
Pin, Cotter, .156 X 1.25, 2-25, 2-27  
Pin, Cotter, Hair, 0.31d .058 Wir, 2-15  
Pin, Cotter, Hair, 0.38d .093 Wir, 2-9, 2-23, 2-31, 2-33, 2-41, 3-23  
Pin, Hitch, .375d X 3.12l, Pl, 3-9  
Pin, Pivot, Sba, 3-23  
Pin, Roll, .094d X 0.25l, .094/.097, 2-29  
Pivot Arm Kit, Sba, Afmkt [T12], 3-23  
Pivot Wldt, 2-23

Pivot, Lift, 2-23  
 Plate Wldt, Brg, 2-19  
 Plate Wldt, Deck, Sba, 3-21  
 Plate Wldt, Mtg, Electronic Component, 2-45  
 Plate Wldt, Mtg, Extinguisher, 3-64  
 Plate Wldt, Mtg, Hose- Reel [Cassoday], 3-33  
 Plate Wldt, Mtg, W/Label, Aftmkt, JP, 2-11  
 Plate Wldt, Mtg, W/Label, Aftmkt, Na, 2-11  
 Plate Wldt, Sppt, Brg, 2-19  
 Plate, Arm, Prop, 2-35  
 Plate, Backing, Roller, 2-9  
 Plate, Backing, Switch, 2-47, 3-45, 3-47, 3-49  
 Plate, Cover, 3-45, 3-47, 3-49  
 Plate, Electrical, 2-47  
 Plate, Latch, 2-9  
 Plate, Mtg, Gasket, 2-35  
 Plate, Mtg, Heat Duct, 3-55, 3-57, 3-59  
 Plate, Mtg, Hose Reel, 3-33  
 Plate, Side, Scrubhead, Lh, 2-29  
 Plate, Side, Scrubhead, Rh, 2-29  
 Plate, Sppt, 3-21  
 Plug Assy, Idler, Brush, 2-29  
 Plug, Adapter, Port, 3-35  
 Plug, Drive, Brush, Mach, 2-29  
 Plug, Hole, Rnd, 0.25H 0.43L, Brb, Nyl, 2-35  
 Plug, Hole, Rnd, 1.25h .18, Blk Stl, 3-11  
 Plug, Hole, Rt, Rocker Switch, .87 X 1.7, 2-17, 2-19  
 Plug, Idler, Brush [Sgl Brg], 2-29  
 Pulley, Tension, 4-4  
 Pump Kit, Fill, Battery, 3-62  
 Pump Kit, Fill, Battery, 36vdc, Ci[Trojan], 3-62  
 Pump, Soltn, 36vdc, 3-27  
 Pump, Soltn, Ele, 36vdc, 45psi, 3-33  
 Pump, Soltn, Ele, 36vdc, 60psi, 3-15

**R**

Recovery Tank, Aftmkt [T12], 2-35  
 Recovery Tank, Aftmkt, Jp [T12], 2-35  
 Reel Assy, Hose, Small, 3-33  
 Relay, 36vdc, 005a, Spdt No [Greenwich], 3-5, 3-59  
 Retainer Wldt, Sqge, Sba, 3-21  
 Retainer Wldt, Sqge, Sba, With Latch, 3-21  
 Retainer, Blade, Sqge, 14.2l (Set of 2), 3-35  
 Ring, Compression, 3-35  
 Ring, Mtg, Sqge, .38l, 2-43  
 Ring, Retaining F/1055257, 4-5, 4-6  
 Ring, Retaining, Ext, 0.59d, Basic, 2-29  
 Ring, Retaining, Ext, 0.75D, Hd, 2-17  
 Ring, Retaining, Ext, 1.00d, Basic, 3-33  
 Ring, Retaining, Ext, 1.12d, 2-19  
 Ring, Retaining, Ext, 1.375od, 2-7  
 Rivet, Blind, .125d X 0.44 X .25d, Alm, 3-35

Rivet, Blind, .188d X 0.45 X .62d, Alm, 2-27  
 Rivet, Blind, .188d X 0.53 X .62d, Alm, 3-35  
 Rod-End, M10 X 1.5rh Fem M10 X 1.5stud, 3-23  
 Rod, Sppt, 2-7  
 Rod, Thrd, 2end, M8x1.25/ M10x1.5 04.7l, 2-43  
 Rod, Thrd, Full, .25-20 01.5l, 2-47

**S**

Screen, Vacuum, 2-35  
 Screw Kit, 4-5  
 Screw, Btn, M5 X 0.8 X 16, 8.8, NI, Torx, 3-45, 3-47, 3-49  
 Screw, Flt, M6 X 1.0 X 20, Ss, 2-31, 2-33  
 Screw, Flt, Soc, M10 X 1.50 X 20, 10.9, NI, 2-29  
 Screw, Flt, Soc, M8 X 1.25 X 20, 18-8, Ss, 2-31, 2-33  
 Screw, Hex, .25-20 X 0.50, G5, 3-5  
 Screw, Hex, .25-20 X 0.50, NI, 2-47  
 Screw, Hex, .31-18 X 1.38, Ss, NI, 2-13, 2-15  
 Screw, Hex, .38-16 X 1.00, Ss, 3-9  
 Screw, Hex, M10 X 1.5, 2-19  
 Screw, Hex, M10 X 1.50 X 25, Ss, 2-7, 2-9, 3-9, 3-25  
 Screw, Hex, M10 X 1.50 X 30, 8.8, 3-13  
 Screw, Hex, M10 X 1.50 X 30, Ss, 2-7, 2-39, 3-9, 3-25  
 Screw, Hex, M10 X 1.50 X 80, 8.8, 3-9  
 Screw, Hex, M10x 1.50 x 25, 8.8, 2-21  
 Screw, Hex, M12 X 1.75 X 30, Ss, 3-11, 3-23, 3-25  
 Screw, hex, m4 X 0.70 X 10, Fmg, 2-37  
 Screw, Hex, M4 X 0.70 X 50, Ss, 4-3  
 Screw, Hex, M5 X 0.80 X 10, Fmg, 2-25, 2-27, 3-15, 3-59  
 Screw, Hex, M5 X 0.80 X 12, Ss, 2-47, 3-15, 3-17, 3-27, 3-55, 3-57, 3-59, 3-64  
 Screw, Hex, M5 X 0.80 X 16, Ss, 2-15, 2-45, 3-37, 3-39, 3-41  
 Screw, Hex, M5 X 0.80 X 20, 8.8, 3-9  
 Screw, Hex, M6 X 1.00 X 10, 8.8, 2-9  
 Screw, Hex, M6 X 1.00 x 12, 8.8, 2-7  
 Screw, Hex, M6 X 1.00 X 12, Fmg, 3-7  
 Screw, Hex, M6 X 1.00 X 12, Ss, 3-29, 3-33  
 Screw, Hex, M6 X 1.00 X 16, Sems, Ss, 2-19  
 Screw, Hex, M6 X 1.00 X 16, Ss, 2-37  
 Screw, Hex, M6 X 1.00 X 16, Ss, Sems, 2-7, 2-15, 2-29, 2-45, 2-47, 3-15  
 Screw, Hex, M6 X 1.00 X 20, 8.8, 3-33  
 Screw, Hex, M6 X 1.00 X 20, Ss, 2-11, 2-27, 2-29, 2-37, 3-33, 3-64  
 Screw, Hex, M6 X 1.00 X 25, Ss, 2-25, 3-33  
 Screw, Hex, M6 X 1.00 X 35, 8.8, 2-47

Screw, Hex, M8 X 1.25 X 120, 8.8, Fl, 3-23  
 Screw, Hex, M8 X 1.25 X 140, Ss, 2-23  
 Screw, Hex, M8 X 1.25 X 16, 8.8, 2-19  
 Screw, Hex, M8 X 1.25 X 16, Ss, 2-21, 2-35, 3-21  
 Screw, Hex, M8 X 1.25 X 20, 8.8, 2-17, 2-19  
 Screw, Hex, M8 X 1.25 X 20, Ss, 3-21  
 Screw, Hex, M8 X 1.25 X 20, Ss, Sems, 2-7, 2-9, 2-11, 2-15, 2-21, 2-29, 2-35, 2-39, 2-45, 2-47, 3-5, 3-13, 3-15, 3-25, 3-27, 3-33, 3-37, 3-39, 3-41  
 Screw, Hex, M8 X 1.25 X 25, 8.8, 2-17, 2-19  
 Screw, Hex, M8 X 1.25 X 25, Ss, 2-25, 2-41, 3-23, 3-25  
 Screw, Hex, M8 X 1.25 X 25, Ss, NI, 2-35  
 Screw, Hex, M8 X 1.25 X 30, Ss, 2-7, 2-23, 2-25, 2-41, 3-11, 3-21, 3-55, 3-57, 3-59  
 Screw, Hex, M8 X 1.25 X 35, Fl, Ss, 3-13  
 Screw, Hex, M8 X 1.25 X 35, NI, Ss, 2-35  
 Screw, Hex, M8 X 1.25 X 40, Ss, 2-11, 2-23, 3-23  
 Screw, Hex, M8 X 1.25 X 45, Ss, 3-21  
 Screw, Hex, M8 X 1.25 X 50, Ss, 2-43  
 Screw, Pan, 06- X 0.38, F/ Plstc, 3-35  
 Screw, Pan, 12-16 X 0.50, F/ Plstc, 3-63  
 Screw, Pan, Phl, 06 X 0.50, Fmg/Ab, Blk, 2-17, 2-19, 2-35, 3-3, 3-63  
 Screw, Pan, Phl, 06-20 X 0.50, Fmg/Ab, 3-5  
 Screw, Pan, Phl, 06-32 x 0.38, Shmtl, Ss, 2-45  
 Screw, Pan, Phl, 06-32 X 0.38, Shtmtl, Ss, 3-29  
 Screw, Pan, Phl, 06-32 X 1.00, G1, 2-47  
 Screw, Pan, Phl, 08-16 X 0.25, F/Plstc, 2-9  
 Screw, Pan, Phl, 10-14 X 0.75, F/Plstc, 2-5  
 Screw, Pan, Phl, M3 X 0.50 X 10, 4.8, 3-3  
 Screw, Pan, Phl, M3 X 0.50 X 20, 4.8, 2-47  
 Screw, Pan, Phl, M3 X 0.50 X 30, 4.8, 3-45, 3-47, 3-49  
 Screw, Pan, Phl, M4 X 0.70 X 10, Ss, 2-35  
 Screw, Pan, Phl, M4 X 0.70 X 16, Ss, 2-21, 2-45, 3-29  
 Screw, Pan, Phl, M4 X 0.70 X 20, Ss, 3-33, 3-37, 3-39, 3-41  
 Screw, Pan, Phl, M4 X 0.70 X 25, 4.8, 2-45  
 Screw, Pan, Phl, M4 X 0.70 X 35, Ss, 2-3  
 Screw, Pan, Phl, M5 X 0.80 X 16, 4.8, 3-5, 3-7, 3-55, 3-57, 3-59  
 Screw, Pan, Phl, M5 X 0.80 X 16, Tcut, Ss, 4-3  
 Screw, Pan, Phl, M5 X 0.80 X 20, 4.8, 2-45  
 Screw, Pan, Phl, M5X0.80 X 45, 4.8, 2-21  
 Screw, Pan, Phl, M6 X 1.00 X 25, 4.8, 2-11  
 Screw, Pan, Phl, M6 X 1.00 X 35, 4.8, 2-47  
 Screw, Pan, Phl, M6 X 1.00 X 35, Ss, 2-3, 2-5  
 Screw, Pan, Phl, M8 X 1.25 X 20, 4.8, 2-35

## CROSS REFERENCE

- Screw, Set, M6 X 1.00 X 8, NI, 2-19  
Screw, Set, Soc, 08-32 X 0.25, NI, 2-29  
Screw, Soc, M10X1.50X35, 12.9, 2-7  
Screw, Soc, M8 X 1.25 X 25, 12.9, 3-23  
Seal, Afmkt, Bulb, Dual, 08ft [F/.30gap], 2-35  
Seal, Foam, 0.50 0.75w 8.0l, Pvc, Adh, 3-55, 3-57, 3-59  
Seal, Ring, 4-5, 4-6  
Seat Kit, Deluxe, Ci [T12], 2-15  
Seat, Dlx, W/ Armrests & Seatbelt, 2-15  
Seat, Std [Milsco], 2-13  
Seatbelt, Orange, Retractable, Afmkt, 2-15  
Sensor, Level, Liq, 14vdc 01a .62- 11, 2-35  
Sensor, Level, Liq, 30watt, Spst, 2-39  
Sensor, Position [Hall], 4-8  
Shaft Assy, Steering [T12], 2-19  
Shaft Assy, Steering, Basic, 2-17  
Shaft, Drive, 2-29  
Shaft, Plug, Idler, 2-29  
Sheave, 07grv, 1.22pd 0.55b [Pj], 2-29  
Sheave, 07grv, 2.96pd 0.63b [Pj], 2-29  
Shroud, Front, Afmkt [T12], 2-21  
Shunt, 050mv 250a, 3-37, 3-39, 3-41  
Side Cover, Std, Afmkt [T12], 2-45  
Side Panel Assy, Cyl, Lh, Afmkt [T12], 2-29  
Side Panel Assy, Cyl, Rh, Afmkt [T12], 2-29  
Silicone Cap, Afmkt [ec-H2O], 3-15  
Skirt, Rbr, Front, Disc, 2-25  
Skirt, Rbr, Front, Disc (Disc Scrub Head), 1-1  
Skirt, Rbr, Rear, Disc, 2-25  
Sleeve, 0.334b 0.494d 4.00l Stl Pl, 3-23  
Sleeve, Flange, 2-11  
Sleeve, Fling, 0.32b 1.00/0.50d 0.6l, Ss, 2-41  
Sleeve, Nyl, 1.63ID 35.0l, 2-7  
Sleeve, P/M, 0.25b 0.38d 0.1l [430ss], 2-15  
Sleeve, P/M, 0.25b 0.38d 0.3l, Pl, 2-37  
Sleeve, P/M, 0.25B 0.38D 0.8L, 2-47  
Sleeve, P/M, 0.32b 0.44d 0.2l [430ss], 2-35  
Sleeve, P/M, 0.32b 0.50d 0.3l [430ss], 2-23, 3-23  
Sleeve, P/M, 0.32b 0.50d 0.5l [430ss], 2-15  
Sleeve, P/M, 0.32b 0.50d 0.7l [430ss], 3-55, 3-57, 3-59  
Sleeve, P/M, 0.34b 0.63d 0.4l, Ss / Oil, 2-35  
Sleeve, P/M, 0.34b 0.63d 0.6l, Bnz, 2-23, 3-21  
Sleeve, P/M, 0.34b 0.63d 1.2l, Bnz, 2-43  
Sleeve, P/M, Fling, 0.33b 0.75/0.50d 0.8l, 2-35  
Solution Tank, Afmkt [T12], 2-39  
Spacer, Alm, 4-5, 4-6  
Spacer, Battery, 3.5 X 3.5 X 13.0, 3-45, 3-47, 3-49  
Spacer, Battery, Foam, 1.25 X 3.3 X 13.7, 3-45, 3-47  
Spacer, Battery, Foam, 2.00 X 2.0 X 11.0, 2-49, 3-45  
Spacer, Blade, 3-21  
Spacer, Rnd, .38b .88d .38l, 2-13, 2-15  
Spray Hose Kit, Ci [T12], 3-33  
Spring Assy, Replmt, Afmkt [T12], 3-23  
Spring, Cmpr, .73od 2.5l, 2-23  
Spring, Cmpr, 0.98od .13wir 01.3l, Ss, 2-43  
Spring, Extn, 0.35od 0.05wir 02.8l, 4-8  
Spring, Extn, 0.50od 0.07wir 03.0l, 4-8  
Spring, Extn, 0.75od 0.10wir 03.0l, 2-31, 2-33  
Spring, Extn, 1.26od 0.162wir 03.3l, 2-41  
Spring, Retaining, Brush, 2-5  
Spring, Tors, 0.55id .05wir 04.0coil, 4-8  
Spring, Torsion, Hose Reel, 3-33  
Spring, Wir, 0.16d, Brush Retaining, 2-3, 2-5  
Sprocket Kit, 0.75b, Afmkt [T12], 2-19  
Sprocket Kit, 1.12b, Afmkt [T12], 2-19  
Squeegee Kit, Rear, Ci [T12], 2-43  
Squeegee Wldt, Holder, Sba, 3-21  
Squeegee, Hand, 3-35  
Stabilizer Wldt [Cassoday], 2-7  
Stand-Off, Wir, 0.25, Insulator, Panel, 2-47  
Steer-Control Assy, Wheel Drive, 4-4  
Steer-Control Assy, Wheel Drive (See Breakdown), 2-7  
Strap Wldt, Sqge, 2-31, 2-33  
Strap, Retainer, Handle, 3-35  
Strap, Static, W/Grommet, .19 1.1w 25.0l, 2-7  
Strip, Retainer, Front, 2-25  
Strip, Skirt, Rear, Disc, 2-25  
Strip, Skirt, Rear, Disc (Disc Scrub Head), 1-1  
Stud, Ball, .39d .31- 18, 2-15  
Support Wldt, Guard, Lh, 3-9  
Support Wldt, Guard, Rh, 3-9  
Support, Circuitboard, 2-45, 3-29  
Support, Circuitboard [0.5"], 2-45  
Switch, Ignition [Merit Gmbh], 2-17, 2-19  
Switch, Press, 20psi, Pm02, 3-15  
Switch, Rocker, Dpdt, On / None / On, 2-17, 2-19, 3-33  
Switch, Rocker, Dpst, On / None / On, 3-29  
Switch, Rocker, Prgrsv, 3-3, 3-5, 3-7  
Switch, Rocker, Spst, Mom, 4-3  
Switch, Safety, Shutoff, 2-17, 2-19  
Switch, Seat, No [Delta 6440-04], 2-13, 2-15  
Switch, Snap, 15a, Rlr, 2-47, 3-45, 3-47, 3-49

## T

- Teal Blue S/G  
Enamel12.8oz[1cm101-70266], 1-1  
Tie, Cable, 6.0l, 1.25d Max, 3-45, 3-47, 3-49, 3-55, 3-57, 3-59  
Tie, Cable, Nyl, 07.3l .19w 1.8 Max D, 3-5  
Tie, Cable, Nyl, 11.0l, .14w, 3.0 Max. D, 2-7, 2-21, 2-37, 2-45, 2-49, 3-7, 3-27, 3-43, 3-62, 4-3  
Tie, Cable, Nyl, 11.4l .19w 3.0 Max D, 3-5  
Tire Assy, Solid, 300mm X 100mm, Ure, 2-7  
Tire Kit, Puller, 4-5, 4-6  
Tool, Belt, Cyl Head, Afmkt [T12] (Cylindrical Scrub Head), 1-1  
Tool, Installation, Belt, 1-1, 2-29  
Track, Slide, Seat Adj, 12.5l, 2-13, 2-15  
Track, Slide, Seat Adj, 12.5l, W/Latch, 2-13, 2-15  
Tray Wldt, Battery, 2-49  
Tray, Debris, 2-35  
Tube Wldt, Bmpr, 3-11  
Tube Wldt, Guard, Lh, 3-13  
Tube Wldt, Guard, Rh, 3-13  
Tube, 0.59id 0.81od 00.5l, 2-29  
Tube, Bumper, 2-23  
Tube, Column, Steering, 2-19  
Tube, Distribution, Disc, 2-25  
Tube, Distribution, T12, 2-27  
Tube, Guard, Pntd, 3-9  
Tube, Water, Battery, 36vdc [Trojan], 3-62  
Turnbuckle Replmt, Afmkt [T12], 2-41

## V

- Valve, Check, 0005psi Bm06/Bm06, 3-15  
Valve, Reg, Water, 3-61  
Valve, Water, Solenoid, 36vdc 6.0mm Pf04, 3-17  
Valve, Water, Solenoid, 36vdc Bm12/Bm12, 2-25, 2-27, 3-27

## W

- Wand Kit, Wet, Ci [T12], 3-35  
Washer, Flat, .19b .50d .06, Alm, Blind, 3-35  
Washer, Flat, .21b .39d .04, Brs, 2-45  
Washer, Flat, 0.12b 0.38d .03, Pl, 3-35  
Washer, Flat, 0.16b 0.38d .05, Pl, 06, 3-37, 3-39, 3-41  
Washer, Flat, 0.17b 0.31d .03, Nyl, 2-45  
Washer, Flat, 0.19b 0.38d .03, Nyl, 3-29  
Washer, Flat, 0.21b 0.45d .03, Ss, 2-15, 2-45, 2-47, 3-15, 3-17, 3-55, 3-57, 3-59, 3-64  
Washer, Flat, 0.25, Fendr, 2-11  
Washer, Flat, 0.25, Sae, 2-7, 2-47, 3-5  
Washer, Flat, 0.25, Std, 2-19, 2-47, 3-7  
Washer, Flat, 0.25b 0.47d .06, Brs, 2-45  
Washer, Flat, 0.25b 0.56d .05, Pl, 10, 2-11, 3-5, 3-7

Washer, Flat, 0.25B 0.56D, .05, Pl, 10, 2-21  
 Washer, Flat, 0.27b 0.69d .05, Ss, 2-3, 2-5, 2-9, 2-15, 2-25, 2-27, 2-29, 2-37, 2-47, 3-15, 3-29, 3-33, 3-37, 3-39, 3-41  
 Washer, Flat, 0.28b 1.00d .06, Stil, 2-15, 2-37  
 Washer, Flat, 0.31, Std, 2-17, 2-19, 2-21  
 Washer, Flat, 0.32b 1.00d .12, Ss, 2-35, 2-41, 2-43, 3-21, 3-23  
 Washer, Flat, 0.34b 1.50d .12, Stil, Pl, 2-23  
 Washer, Flat, 0.38, Sae, 2-19  
 Washer, Flat, 0.38, Std, 2-21, 3-9, 3-13  
 Washer, Flat, 0.38b 0.88d .08, Ss, 2-7, 2-9, 2-13, 2-15, 2-23, 2-25, 2-27, 3-9, 3-11, 3-21, 3-23, 3-25, 3-37, 3-39, 3-41  
 Washer, Flat, 0.38b 2.25d .07, Stil, Pnt, 3-55, 3-57, 3-59  
 Washer, Flat, 0.39b 1.38d .19, Stil, Pl, 3-13  
 Washer, Flat, 0.44b 0.88d .06, Nyl, 2-41  
 Washer, Flat, 0.44b 1.00d .08, Ss, 2-7, 2-9, 2-39, 2-41, 3-9, 3-23, 3-25  
 Washer, Flat, 0.48b 2.50d .12, Ss, 3-23  
 Washer, Flat, 0.50, Std, 2-17, 2-41  
 Washer, Flat, 0.50d, Pl [Spring-Disc], 2-41  
 Washer, Flat, 0.51b 1.25d .06, Ss, 3-11, 3-25  
 Washer, Flat, 0.91b 1.38d .06, Stil, Pl, 2-17, 2-19  
 Washer, Flat, 08, Ss, 2-3, 4-3  
 Washer, Flat, 1.02b 1.75d .12, Stil, 3-33  
 Washer, Flat, 10, Ss, 2-21, 3-9, 3-33, 3-37, 3-39, 3-41, 3-45, 3-47, 3-49  
 Washer, Flat, Belleville, .31, 2-25, 2-29, 3-21  
 Washer, Flat, M10, Ss, 2-7  
 Washer, Lock, Int-Ext, 0.25, 2-45  
 Washer, Lock, Int-Ext, 0.31, 2-7, 2-23, 2-35  
 Washer, Lock, Int, 0.25, 2-7, 2-47  
 Washer, Lock, Int, 0.25, Ss, 2-45  
 Washer, Lock, Int, 04, 3-45, 3-47, 3-49  
 Washer, Lock, Int, 08, 3-29  
 Washer, Lock, Int, 10, Ss, 2-45  
 Washer, Retainer, Spring, 3-33  
 Washer, Thrust, 0.61b 1.25d .06, Fgl, 2-31, 2-33  
 Washer, Thrust, 0.79b 1.42d 0.06[Garlok], 2-19  
 Washer, Thrust, 1.81b 2.93d .06w, Plstc, 2-41  
 Washer, Thrust, 50.0b 110.0d 0.79w, 3-33  
 Washer, Thrust, Plstc 1.02b 1.38d, 3-33  
 Wheel, 03.0d 0.88w 0.31b, W/ Bshg, Rbr, 3-21  
 Wheel, 04.0d 0.89w 0.64b, 1-1, 2-43  
 Wheel, 04.0d 2.56w 0.41b, 1-1, 2-9  
 Wheel, Drive, Ac, 4-5, 4-6  
 Wheel, Drive, Ac (See Breakdown) (Replaced by 1200203), 2-7  
 Wheel, Drive, Ac (See Breakdown) , 2-7  
 Wheel, Pyu [250X90 Blue] (Option), 4-5, 4-6  
 Wheel, Pyu [250X90 Red], 4-5, 4-6  
 Wheel, Steering, 14.0d, Taper Bore, 2-17  
 Wheel, Steering, 14.4d, 2-19

