



## Electronic Service Manuals

This electronic document is provided as a service to our customers. We do not create the contents of the information contained in this document. Should you have detailed questions pertaining to the information contained in this document, you may contact Michco, or the manufacturer which provided the original information in this electronic deliverable. Michco's only part in this electronic deliverable was the electronic assembly process. By providing this manual on line we are not guaranteeing parts availability.

You may contact Michco through the following methods:

Phone (517) 484-9312 or (800) 331-3339

2011 N. High St. -- Lansing, Michigan -- 48906

Fax: (517) 484-9836

Email: [CustServe@Michco.com](mailto:CustServe@Michco.com)

Web site: [www.Michco.Com](http://www.Michco.Com)

Parts Web site: [www.FloorMachineParts.Com](http://www.FloorMachineParts.Com)

Order Parts on Line at:

**[www.FloorMachineParts.Com](http://www.FloorMachineParts.Com)**

Directly to Parts & Service:

By Email: **[Shop@Michco.com](mailto:Shop@Michco.com)**

By Fax: (517) 702-2041

By Voice: Use numbers above.

**Serving the Cleaning Industry Since 1922**

Notice: All copyrighted material remains property of original owners, all trademarks are property of respective owners. Manuals are subject to Manufacturer's reproduction limitations. Originals or reproductions were provided by manufacturers through a request. We make no warranty as to the correctness of information provided in this document and you assume all risk. By placing these manuals on line we are not declaring our corporation to be an manufacturer authorized dealer or provider, please check our web site for authorized manufacturers we represent.



# Eco-Prep™ Compact

Parts Manual

330349



This manual is furnished with each new TENNANT Eco-Prep™ Compact.

This manual consists of the How To Use This Manual; Standard Parts; Breakdowns; Engine Breakdown; and Cross Reference sections.

**MACHINE DATA**

*Please fill out at time of installation for future reference.*

Machine Model Number - Eco-Prep™ Compact

Machine Serial Number - \_\_\_\_\_

Machine Options - \_\_\_\_\_

TENNANT Representative/phone no. - \_\_\_\_\_

Customer ID Number - \_\_\_\_\_

Date of Installation - \_\_\_\_\_

Manual Number - 330349

Revision: 00

Published: 12-98

## HOW TO USE THIS MANUAL

This section on *HOW TO USE THIS MANUAL* will tell you how to:

- Find important machine information for ordering correct repair parts.
- Find TENNANT part numbers.
- Order TENNANT parts and supplies.

---


### IMPORTANT INFORMATION

---


When placing an order for parts, the machine model and machine serial number are important. Refer to the *MACHINE DATA* box which is filled out during the installation of your machine. The *MACHINE DATA* box is located on the inside of the front cover of this manual.

<b>MACHINE DATA</b>	
<i>Please fill out at time of installation for future reference.</i>	
Machine Model Number ---	Eco-Prep™ Compact
Machine Serial Number ---	_____
Machine Options ---	_____
TENNANT Representative/Phone no. ---	_____
Customer ID Number ---	_____
Date of Installation ---	_____
Manual Number ---	330349
Revision ---	00
Published ---	11-88

The model number of your machine is on the machine control box.



The serial number of your machine is printed on the machine data plate located as shown.



# HOW TO USE THIS MANUAL

## FINDING A TENNANT PART NUMBER

This manual contains the following sections:

- HOW TO USE THIS MANUAL
- STANDARD PARTS
- BREAKDOWNS
- ENGINE BREAKDOWN
- CROSS REFERENCE

The STANDARD PARTS section lists repair parts for standard machines. They are grouped in this general order:

- General wear parts.
- Machine frame and related parts.
- Machine propelling system.
- Grinding components.
- Electrical parts.

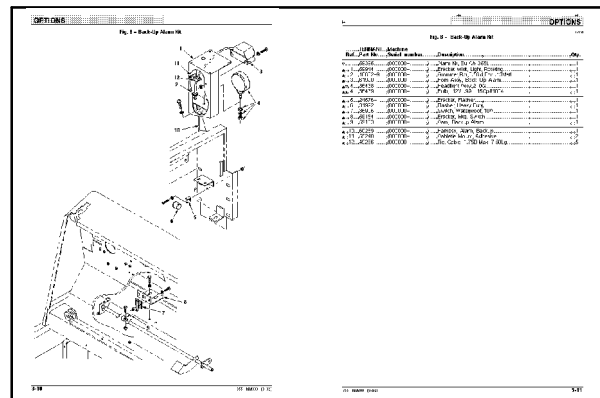
The BREAKDOWN section lists available repair parts of major components.

All sections in this manual consist of parts illustrations and corresponding parts lists.

The parts illustrations are numbered with **Ref** numbers which refer to corresponding parts lists.

The parts lists include a number of columns of information:


- **Ref** - column refers to the reference number on the parts illustration.
- **Ñ** - indicates the part is an assembly.
- **▲** - indicates the part is included in the assembly listed just before it.
- **TENNANT Part No.** - column lists the TENNANT part number for the part.
- **Serial Number** - column indicates the set of machines the part number is applicable to. Serial numbers change when the machine design has been modified. The most current design of the machine is shown in the main illustration, older designs are boxed in a corner of the illustration.
- **Description** - column is a brief description of the part.
- **Qty.** - column lists the quantity of that part used in that area of the machine.



Ref	TENNANT Part No.	Machine Serial number	Description	Qty.
▲	59395	(000000-	Alarm Kit, Bu Alv 355L	1
▲	1	59944	Bracket W/lt, Light, Rotating	1
▲	2	10532-9	Grommet, Rbr, 0.56ld, For .13Mall	1
▲	3	61920	Hom Assy, Back-Up Alarm	1
▲	4	36438	Headlight Assy, 210G	1
▲	4	36439	Blub, 12V .5A 15Cp#1004	1
▲	5	24576-1	Bracket, Flasher	1
▲	6	31922	Flasher, Heavy Duty	1
▲	7	36305	Switch, Waterproof, 10A	1
▲	8	59154	Bracket, Mtg, Switch	1
▲	9	59153	Cam, Backup Alarm	1
▲	10	60299	Harness, Alarm, Backup	1
▲	11	55248	Cabletie Mount, Adhesive	2
▲	12	49266	Tie, Cable 1.75D Max 7.50Lg	5

**NOTE:** If a service kit is installed on your machine, be sure to keep the **INSTRUCTION BULLETIN** which came with the kit. It contains repair parts numbers needed for ordering future parts.

**NOTE:** Fasteners used in this machine may be metric or non-metric. Take care when replacing hardware to replace with same thread size.



## PLACING AN ORDER

Orders may be placed by phone, fax, or by mail. Phone orders may need written confirmation. Follow the steps below to insure prompt delivery:

1. Identify the model number of your machine.
2. Identify the serial number of your machine.
3. Find the part number of the part you need. Do not order by page number or reference number. If you are not able to find the part number, call your TENNANT representative for help or send the old part as a sample.
4. Determine the quantity of the part you need.
5. Provide the following company information:
  - Company name
  - Customer ID Number
  - Shipping address
  - Billing address
  - First and last name of person ordering parts
  - Telephone number
  - Purchase order number
6. Provide definitive shipping instructions.

## HOW TO USE THIS MANUAL

---

Any claim for loss or damage to a shipment in transit should be filed promptly with the transportation company making the delivery. Shipments will be complete unless the packing list or order acknowledgement indicates items back ordered.

If parts received are suspected to be incorrect or defective, please contact the TENNANT representative from whom you ordered the part. They will give authorization for return and/or handle replacement shipments when required.

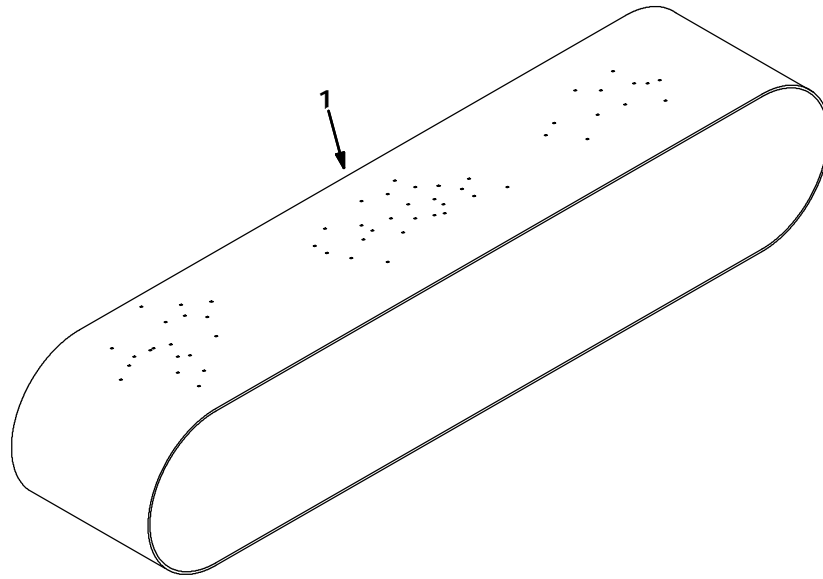
## SECTION 2

CONTENTS	PAGE
Fig. 1 - General Recommended Maintenance Items .....	2-2
Fig. 2 - Abrasive Belt Replacement .....	2-3
Fig. 3 - Main Frame Group .....	2-4
Fig. 4 - Work Wheel Shroud Group .....	2-6
Fig. 5 - Engine Shroud Group .....	2-8
Fig. 6 - Side Skirts Group .....	2-10
Fig. 7 - Front and Rear Skirts Group .....	2-12
Fig. 8 - Brake Pedal Group .....	2-14
Fig. 9 - Brake Cable Group .....	2-16
Fig. 10 - Rear Wheels and Brakes Group .....	2-18
Fig. 11 - Steering and Front Wheel Group .....	2-20
Fig. 12 - Control Box Group .....	2-22
Fig. 13 - Instrument Panel Group .....	2-24
Fig. 14 - Engine Group .....	2-26
Fig. 15 - Engine Mount Group .....	2-28
Fig. 16 - Alternator Group .....	2-30
Fig. 17 - Carburetor Group, LPG .....	2-32
Fig. 18 - Vaporizer Group, LPG .....	2-34
Fig. 19 - Fuel Tank Group, LPG .....	2-36
Fig. 20 - Air Cleaner Group, LPG .....	2-38
Fig. 21 - Radiator Group .....	2-40
Fig. 22 - Muffler Group .....	2-42
Fig. 23 - Battery Group .....	2-44
Fig. 24 - Vacuum Fan Impeller Group .....	2-46
Fig. 25 - Filter Box Group .....	2-48
Fig. 26 - Idler Drum Group .....	2-50
Fig. 27 - Idler Arm Group .....	2-52
Fig. 28 - Work Wheel Group .....	2-54
Fig. 29 - Roll Pivot Group .....	2-56
Fig. 30 - Tracking Group .....	2-58
Fig. 31 - Sand Feed Group .....	2-60
Fig. 32 - Electrical Schematic .....	2-62
Fig. 33 - Wire Harnesses Group .....	2-65
Fig. 34 - Hydraulic Schematic .....	2-71
Fig. 35 - Hydraulic Hose Group .....	2-72
Fig. 36 - Hydraulic Pumps and Filters Group .....	2-74
Fig. 37 - Pump Actuator Group .....	2-76
Fig. 38 - Hydraulic Reservoir Group .....	2-78
Fig. 39 - Hydraulic Control Valves Group .....	2-80

**Fig. 1 - General Recommended Maintenance Items**

<b>Ref.</b>	<b>Tennant Part No.</b>	<b>Machine Serial Number</b>	<b>Description</b>	<b>Qty.</b>
	42666	(000000-	) Skirt, Front	2
	43061	(000000-	) Skirt, Rear	2
	42663	(000000-	) Skirt, Side	2
	43048	(000000-	) Skirt, Inner	2
	66529	(000000-	) Lamp	6
	43041	(000000-	) Work Wheel W/Rubber	1
	379629	(000000-	) Panel Kit, Filter	1
	19205	(000000-	) Filter, Oil, Engine	1
	67718-2	(000000-	) Element, Filter, Oil	1
	65221	(000000-	) Element, Filter	1
	65869-5	(000000-	) Oil, Hyd, 15/40, 5 Gal	5
	39046	(000000-	) Sparkplug	4
	69379	(000000-	) Plate, Wear, Work Wheel	1
	69374	(000000-	) Plate, Wear, Idler	1
	66505	(000000-	) Seal, Work Wheel	1
	50455	(000000-	) Dolly, Brush	1
	16411	(000000-	) Paint, Offwhite	1
	70239	(000000-	) Starter, Ford 1.8 Hp	1
	07705	(000000-	) Gasket, Rocker Arm, Cover	1
	73020	(000000-	) Filter, Fuelock	1
	58120	(000000-	) Element, Filter, Air	1
	374516	(000000-	) Belt, V, Hc41 32.5L	1
	760099	(000000-	) Kit, Seal, Oring	1
	760098	(000000-	) Kit, Cap, Plug	1

**Fig. 2 - Abrasive Belt Replacement**



351012-09848

<b>Ref.</b>	<b>Tennant Part No.</b>	<b>Machine Serial Number</b>	<b>Description</b>	<b>Qty.</b>
1	69852	(000000-	) Belt, Grind 24 Grit 15X157 Set	1

Fig. 3 - Main Frame Group

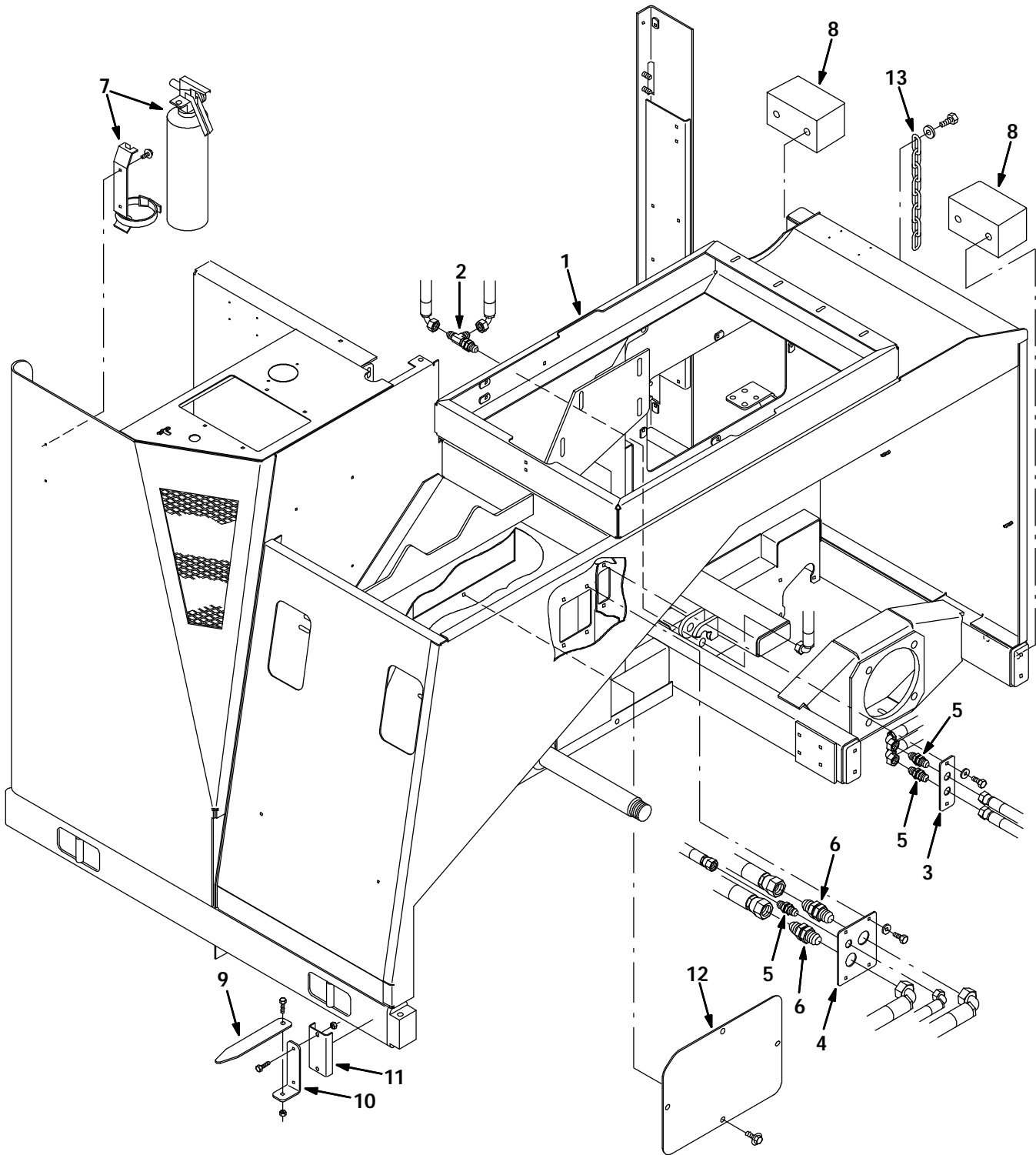


Fig. 3 - Main Frame Group

Ref.	Tenant Part No.	Machine Serial Number	Description	Qty.
1	385819	(000000-	) Frame	1
2	381346	(000000-	) Ftg-Hyd	1
3	43135	(000000-	) Plate, Hydraulic Bulkhead	1
4	43126	(000000-	) Plate, Hydraulic Bulkhead	1
5	762443	(000000-	) Fitting, Hyd	3
6	79889	(000000-	) Ftg-Hyd	2
7	25312	(000000-	) Extinguisher, Fire	1
8	385889	(000000-	) Bumper	2
9	68635	(000000-	) Pointer	1
10	68636	(000000-	) Angle, Mounting	1
11	63378	(000000-	) Magnet	1
12	385837	(000000-	) Panel, Access	1
13	57858	(000000-	) Chain-Static, 10 Link	1

Fig. 4 - Work Wheel Shroud Group

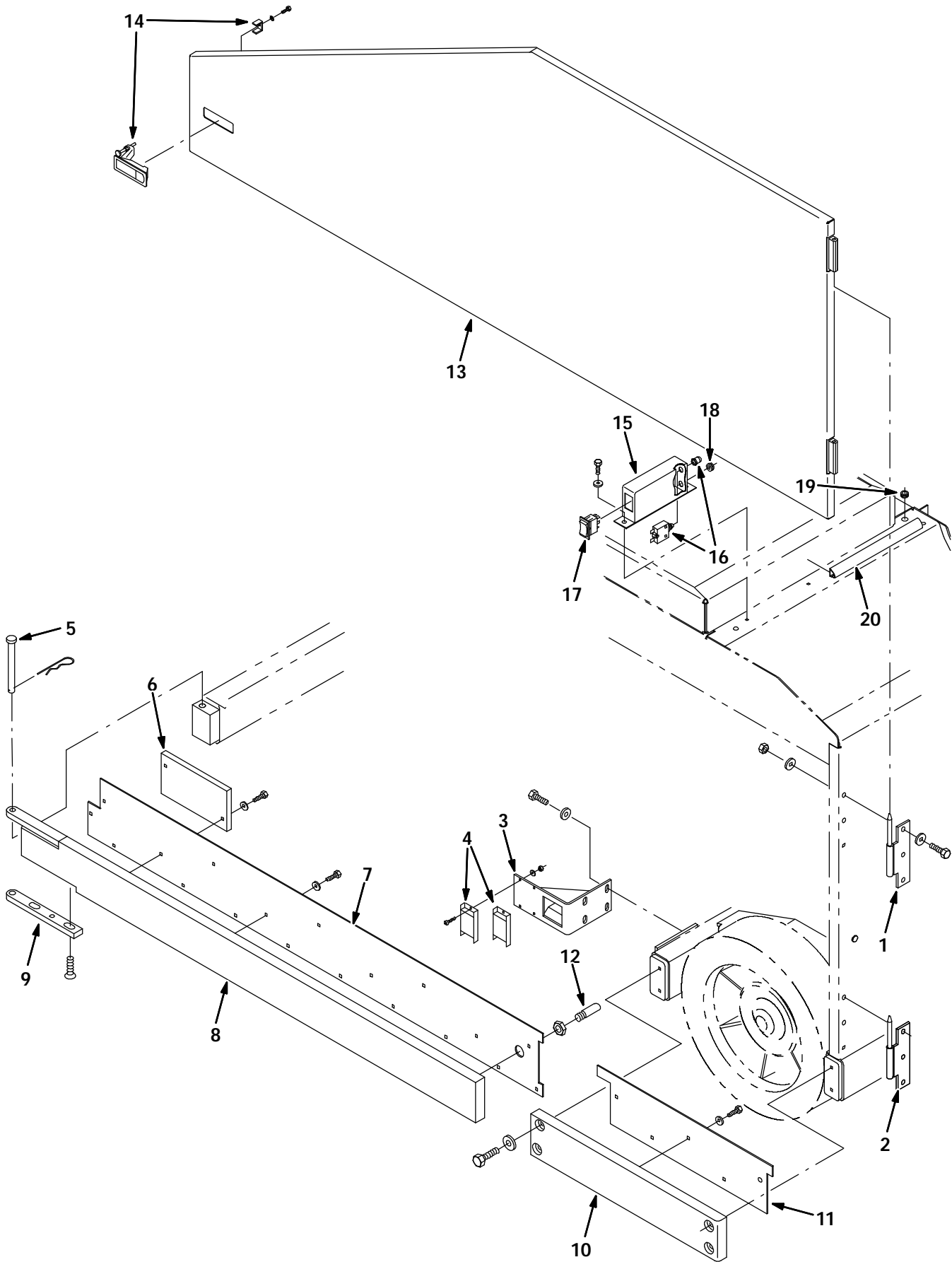


Fig. 4 - Work Wheel Shroud Group

Ref.	Tennant Part No.	Machine Serial Number	Description	Qty.
1	42472	(000000-	) Hinge Wldt, Belt Door, Upper	1
2	42473	(000000-	) Hinge Wldt, Belt Door, Lower	1
3	69381	(000000-	) Bracket Wldt, Door Retaining	1
4	63378	(000000-	) Magnet	2
5	05211	(000000-	) Pin, Clevis	1
6	69379	(000000-	) Plate, Wear, Work Wheel	1
7	69377	(000000-	) Plate, Skirt Mtg, Side	1
8	69378	(000000-	) Bumper Weldment, Front	1
9	69380	(000000-	) Bar, Bumper Mounting	1
10	69376	(000000-	) Bumper, Side, Rear	1
11	69375	(000000-	) Plate, Skirt Mtg, Side, Rear	1
12	69382	(000000-	) Pin, Door Guide	1
13	385825	(000000-	) Door, Work, Complt	1
14	69855	(000000-	) Latch, Lever, Adjustable	1
15	369703	(000000-	) Box, Switch, Tension, Belt	1
16	383722	(000000-	) Breaker, Circuit 15Amp	1
17	390006	(000000-	) Switch, Tension, Belt	1
18	10632-12	(000000-	) Grommet, Rbr, 0.38 Id, For .12 Matl	1
19	10127	(000000-	) Grommet, Rbr, 0.38 Id, For .06 Matl	1
20	86330	(000000-	) Duct, Vinyl .40 X .75 X 10.0 .25D	1

Fig. 5 - Engine Shroud Group

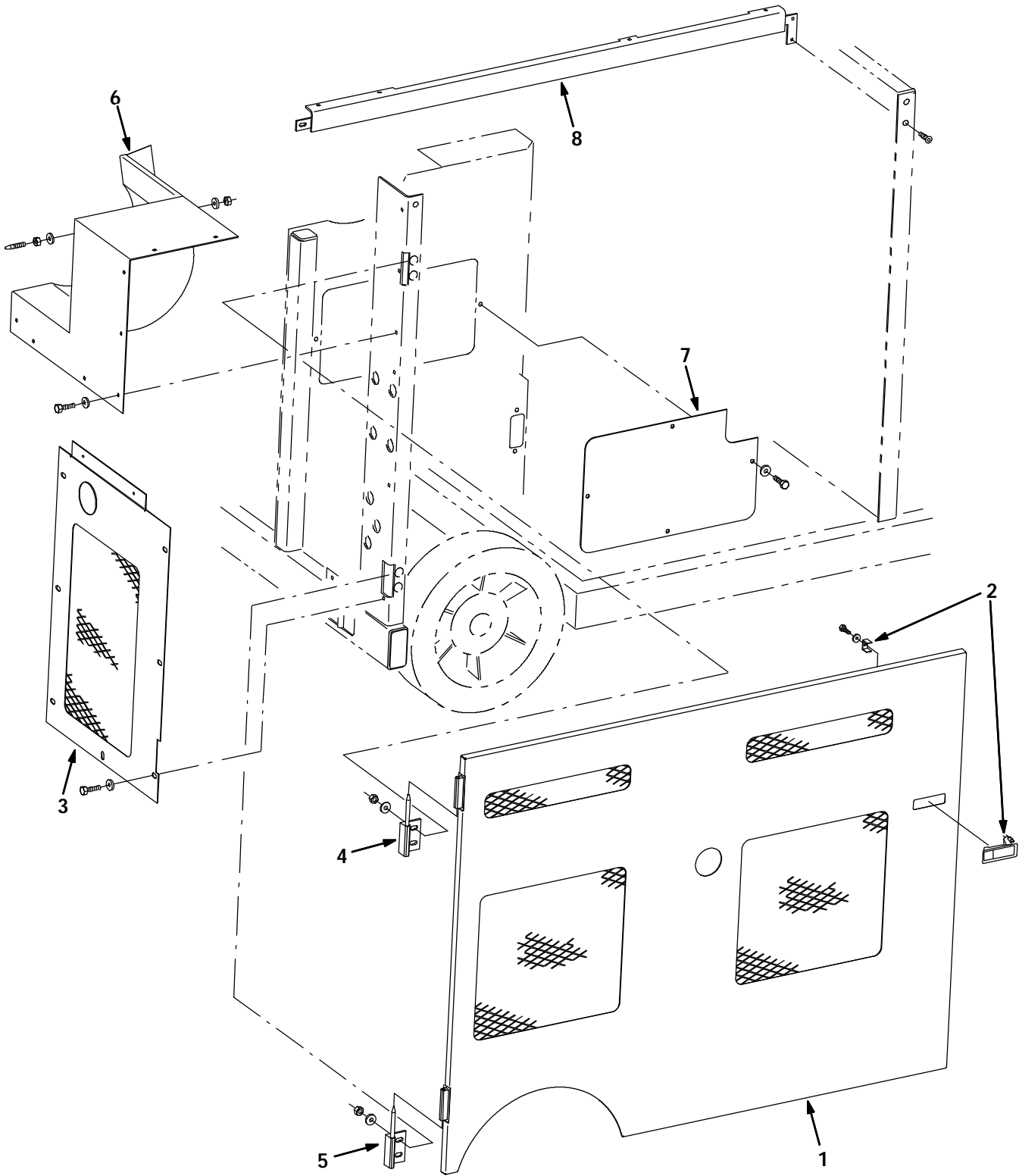


Fig. 5 - Engine Shroud Group

Ref.	Tennant Part No.	Machine Serial Number	Description	Qty.
1	380925	(000000-	) Door, Engine	1
2	69855	(000000-	) Latch, Lever, Adjustable	1
3	380831	(000000-	) Panel, Rear	1
4	380933	(000000-	) Hinge Weldment, Door Upper	1
5	380936	(000000-	) Hinge Weldment, Door Lower	1
6	380833	(000000-	) Shroud Weldment, Rear	1
7	380822	(000000-	) Panel, Access	1
8	380827	(000000-	) Angle Weldment, Engine Side	1

Fig. 6 - Side Skirts Group

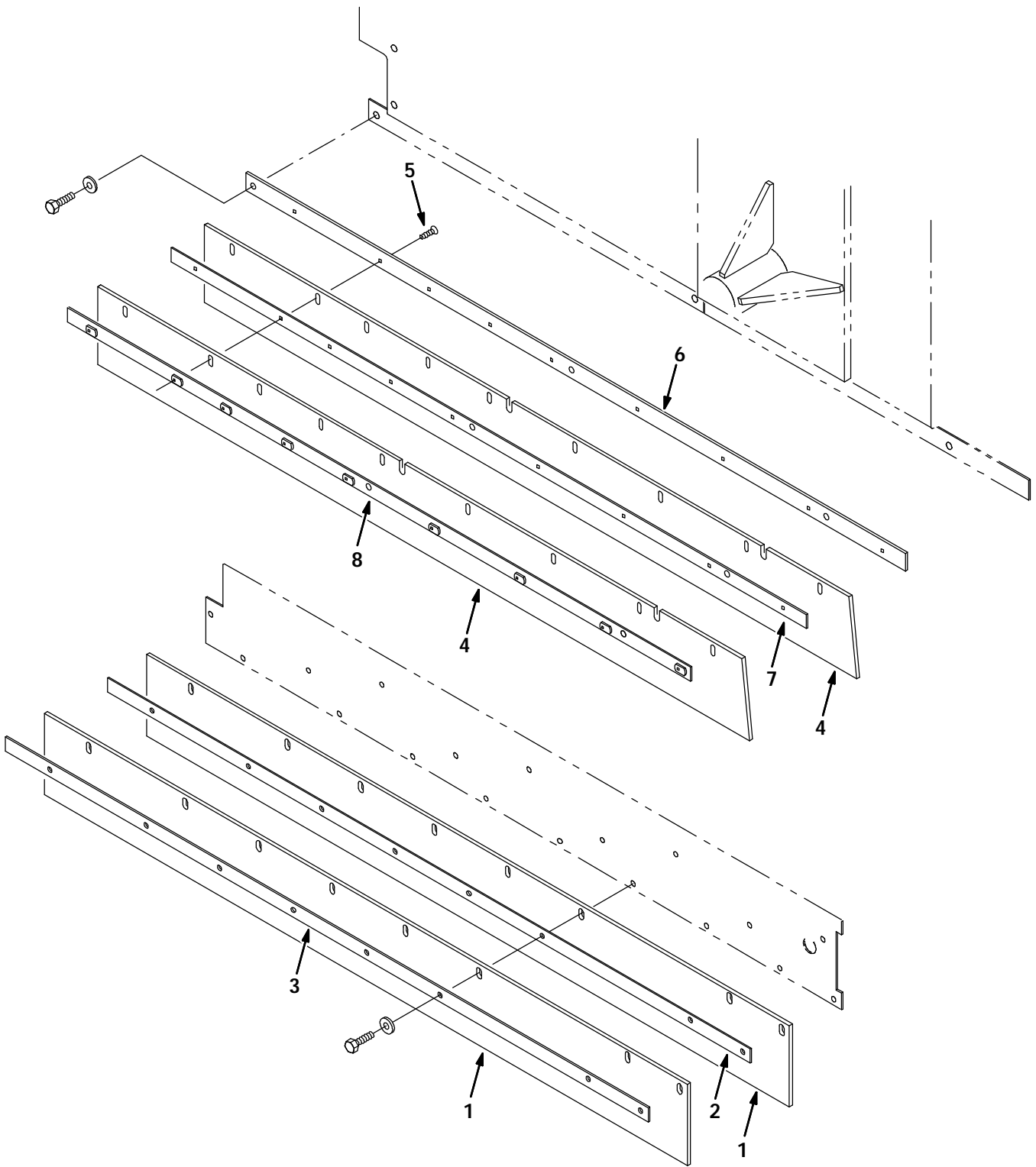


Fig. 6 - Side Skirts Group

Ref.	Tennant Part No.	Machine Serial Number	Description	Qty.
1	42663	(000000-	) Skirt, Side	2
2	42664	(000000-	) Spacer, Side Skirt	1
3	42675	(000000-	) Retainer, Side Skirt	1
4	43048	(000000-	) Skirt, Inner	2
5	380971	(000000-	) Scr,Flat,.25-20X1.25" Long	9
6	43049	(000000-	) Retainer, Inner Front Skirt	1
7	43050	(000000-	) Spacer, Inner Front Skirt	1
8	43053	(000000-	) Retainer, Inner Front Skirt	1

Fig. 7 - Front and Rear Skirts Group

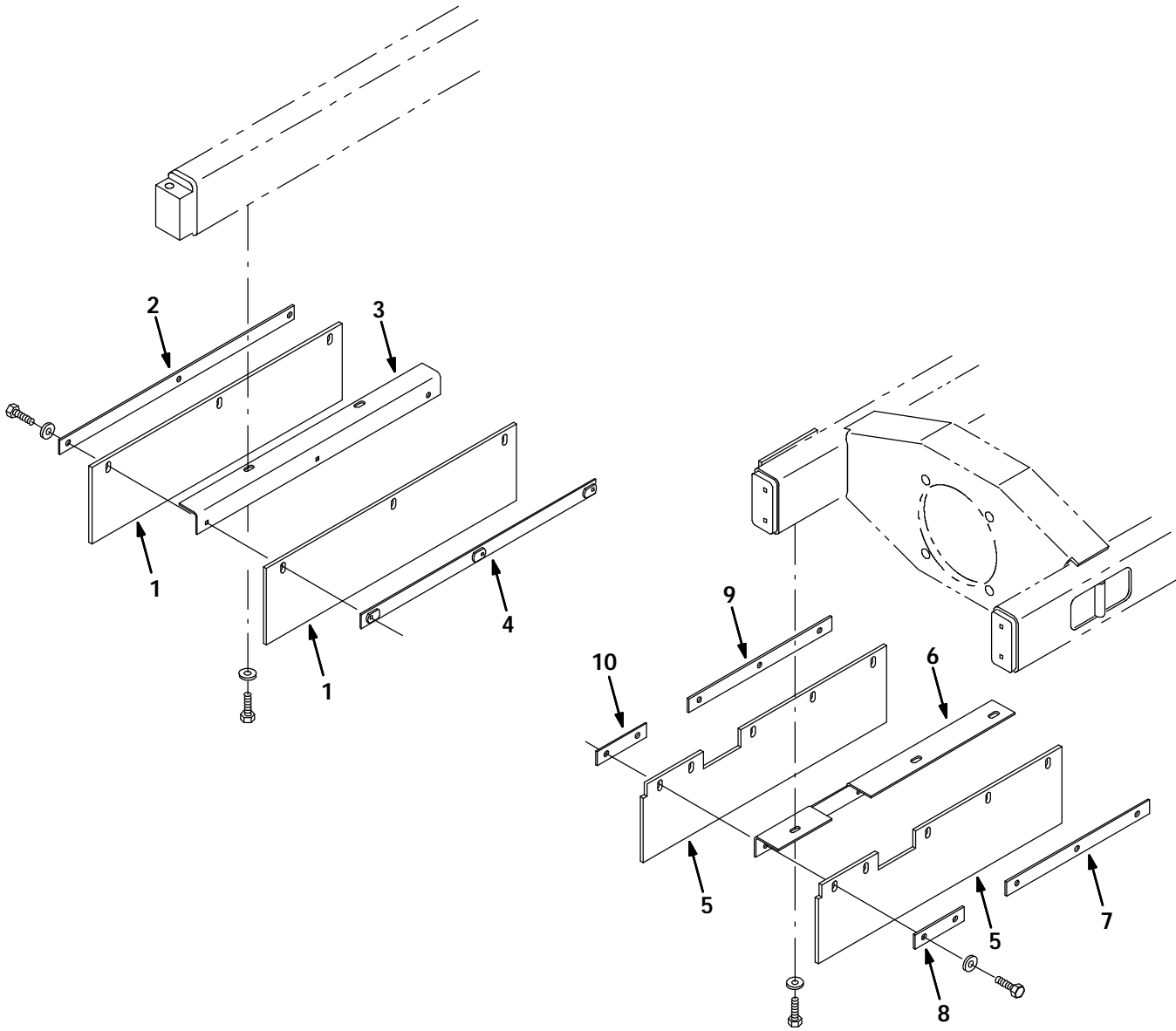


Fig. 7 - Front and Rear Skirts Group

Ref.	Tenant Part No.	Machine Serial Number	Description	Qty.
1	42666	(000000-	) Skirt, Front	2
2	42668	(000000-	) Retainer, Front Skirt	1
3	42669	(000000-	) Angle, Front Skirt	1
4	42667	(000000-	) Retainer, Front Skirt	1
5	43061	(000000-	) Skirt, Rear	2
6	43064	(000000-	) Angle, Rear Skirt	1
7	43062	(000000-	) Retainer, Rear Skirt	1
8	42647	(000000-	) Retainer, Rear Skirt	1
9	43063	(000000-	) Retainer, Rear Skirt	1
10	42672	(000000-	) Retainer, Front Skirt	1

Fig. 8 - Brake Pedal Group

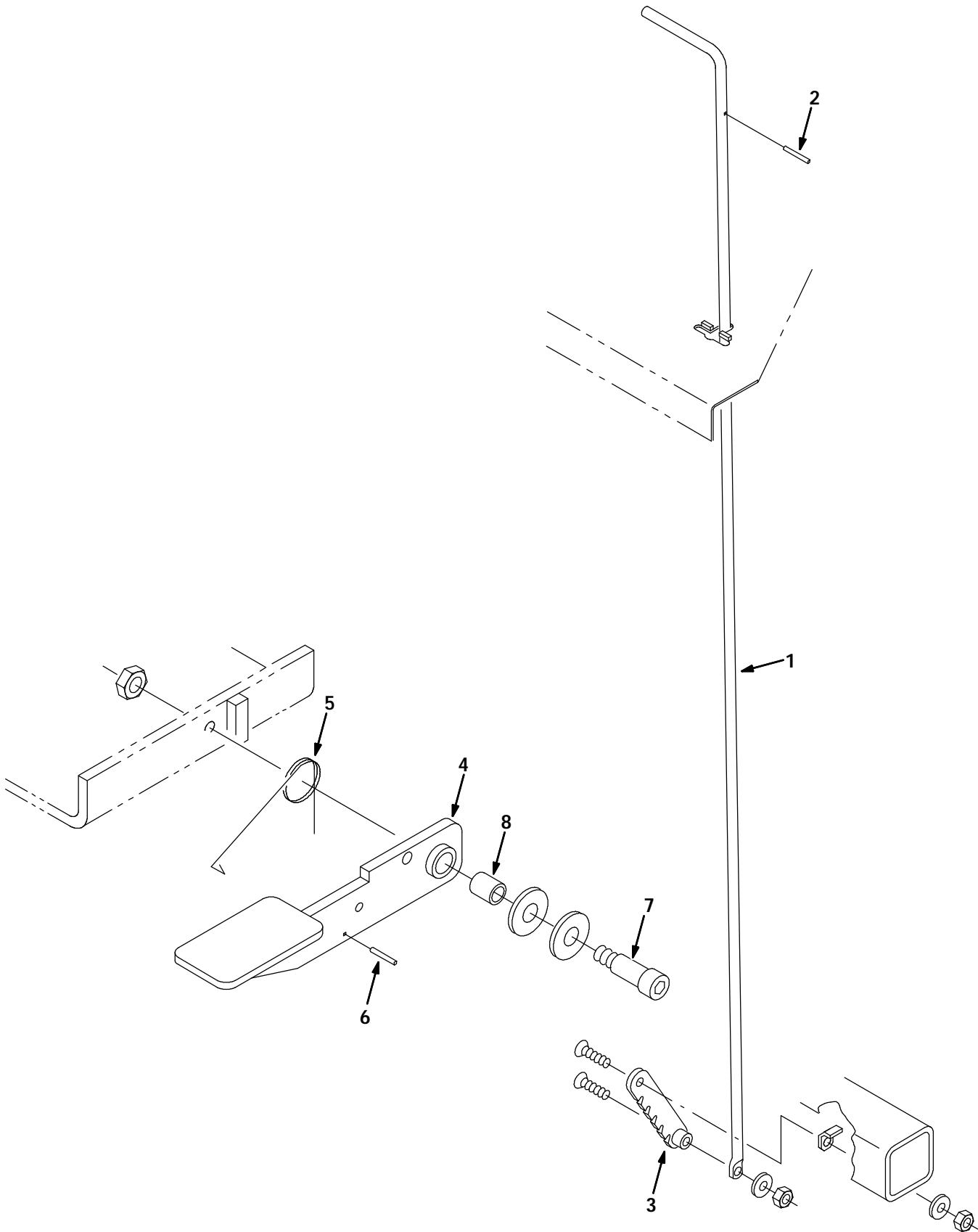


Fig. 8 - Brake Pedal Group

Ref.	Tenant Part No.	Machine Serial Number	Description	Qty.
1	42750	(000000-	) Handle, Brake Pedal	1
2	11476	(000000-	) Pin	1
3	380826	(000000-	) Ratchet Weldment, Brake	1
4	42745	(000000-	) Pedal Wldt, Brake	1
5	54607	(000000-	) Spring, Torsion	1
6	380842	(000000-	) Pin,Dowel,0.1250Dia.X 0.75 Lg	1
7	58669	(000000-	) Bolt, Shld .62D X 1.25, .50-13	1
8	42865	(000000-	) Brg,Oilite,.62Idx.75Odx1.12Lg	1



Fig. 9 - Brake Cable Group

Ref.	Tenant Part No.	Machine Serial Number	Description	Qty.
1	69869	(000000-	) Cable, Brake, Front	1
2	09088	(000000-	) Pin, Clevis	1
3	54400	(000000-	) Angle	6
4	74391	(000000-	) Pulley	7
5	40352	(000000-	) Turnbuckle	2
6	41659	(000000-	) Nut, Hex, .38-16, Lh	2
7	222460	(000000-	) Sleeve	9
8	69856	(000000-	) Bracket, Brake	1
9	69857	(000000-	) Bracket, Brake	1
10	69870	(000000-	) Cable, Brake, Center	1
11	42631	(000000-	) Retainer, Brake Cable	2
12	69860	(000000-	) Bracket, Brake	2
13	69863	(000000-	) Pulley, Cable, 1.125 Dia	2
14	74389	(000000-	) Bushing, Sleeve	2
15	69861	(000000-	) Block, Cable	2
16	69871	(000000-	) Cable, Brake, Right Rear	1
17	69582	(000000-	) Pin, Clevis	1
18	69872	(000000-	) Cable, Brake, Left Rear	1

Fig. 10 - Rear Wheels and Brakes Group

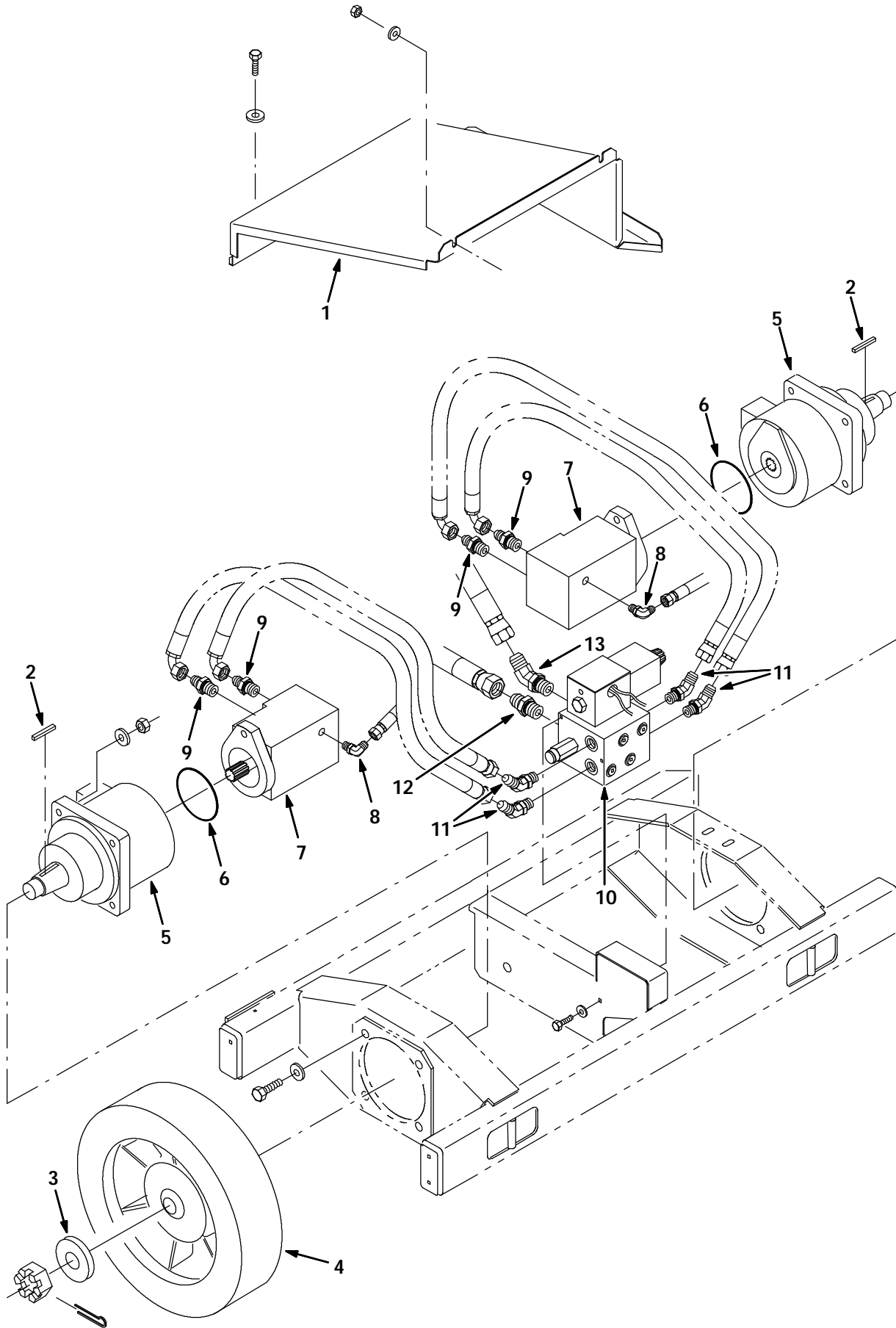


Fig. 10 - Rear Wheels and Brakes Group

Ref.	Tenant Part No.	Machine Serial Number	Description	Qty.
1	43618	(000000-	) Cover, Rear Wheel	1
2	00963	(000000-	) Key, Square	2
3	380966	(000000-	) Washer, Flat, 1-5/16" Id	2
4	69326	(000000-	) Wheel, Rear	2
5	69841	(000000-	) Torque Hub With Brake	2
6	42570	(000000-	) O-Ring	2
7	43026	(000000-	) Motor, Hydraulic	2
8	762427	(000000-	) Fitting, Hyd, Elbow	2
9	762456	(000000-	) Fitting, Hyd, Str	4
10	43028	(000000-	) Block, Valve, Control, Brake	1
11	381336	(000000-	) Ftg-Hyd	4
12	79868	(000000-	) Ftg, Hyd	1
13	79869	(000000-	) Ftg, Hyd	1

Fig. 11 - Steering and Front Wheel Group

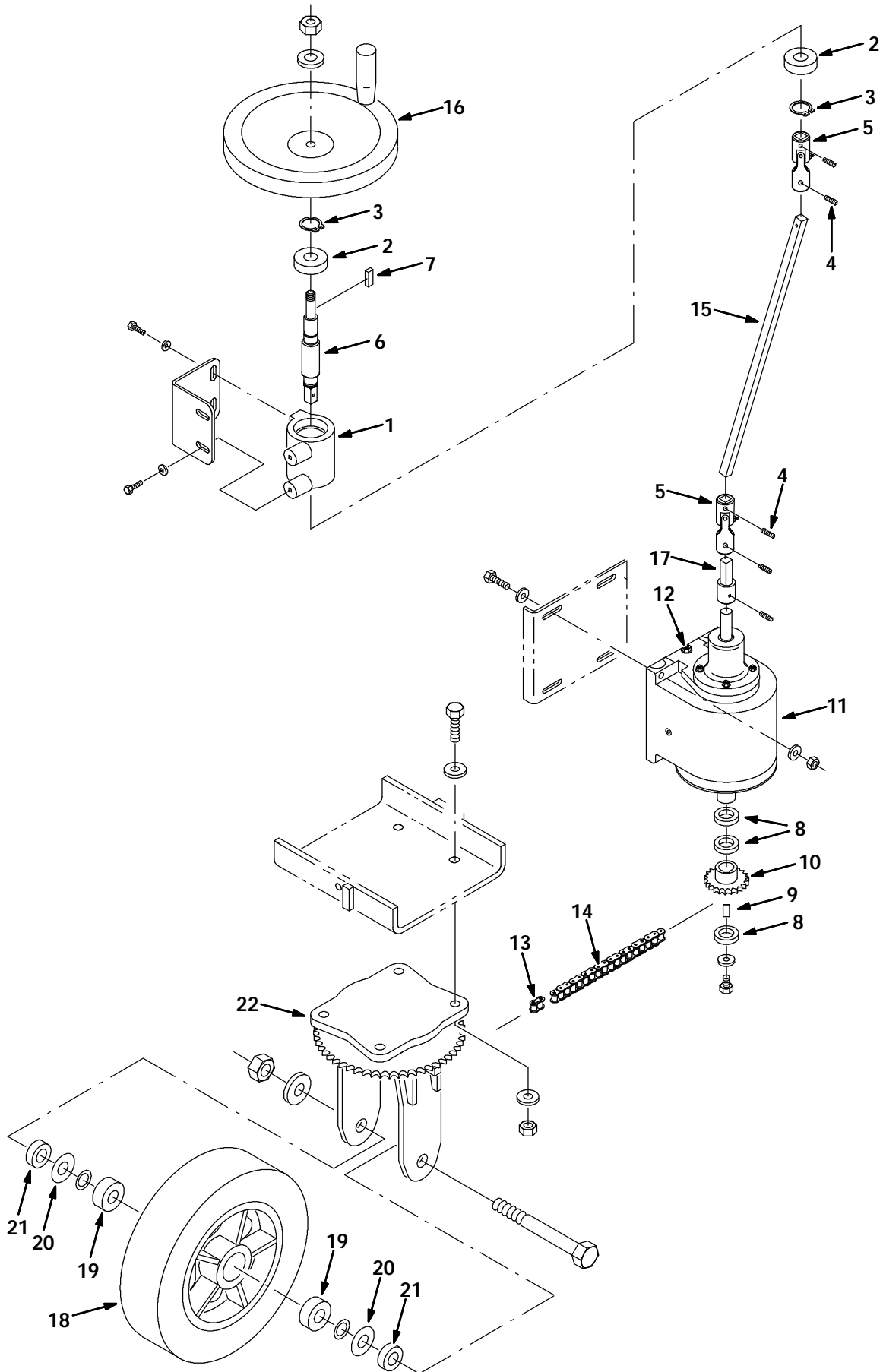


Fig. 11 - Steering and Front Wheel Group

Ref.	Tennant Part No.	Machine Serial Number	Description	Qty.
1	14351	(000000-	) Housing, Bearing	1
2	46390	(000000-	) Bearing, Ball	2
3	26428	(000000-	) Ring, Retaining	2
4	26103	(000000-	) Pin	2
5	66679	(000000-	) Joint, Universal	2
6	69342	(000000-	) Shaft, Steering	1
7	00918	(000000-	) Key, Square	1
8	68549	(000000-	) Bushing, Sprocket Spacer	3
9	00926	(000000-	) Key, Square	1
10	68558	(000000-	) Sprocket, 40Bs14X1.00	1
Ñ	11 68571	(000000-	) Gear Box, 5.59:1 Ratio	1
▲	12 380999	(000000-	) Breather, Hyd	1
	13 07112	(000000-	) Link, Chain	1
	14 380901	(000000-	) Chain, Roller	1
	15 69343	(000000-	) Shaft, Square, Steering	1
	16 69694	(000000-	) Handle, Revolving	1
	17 66266	(000000-	) Adaptor	1
	18 60395	(000000-	) Wheel Assy, Solid 12X4X8	1
	19 56851-1	(000000-	) Bearing	2
	20 56851-2	(000000-	) Cover, Dust	2
	21 56852	(000000-	) Sleeve	2
	22 69680	(000000-	) Caster, Sprocket	1

Fig. 12 - Control Box Group

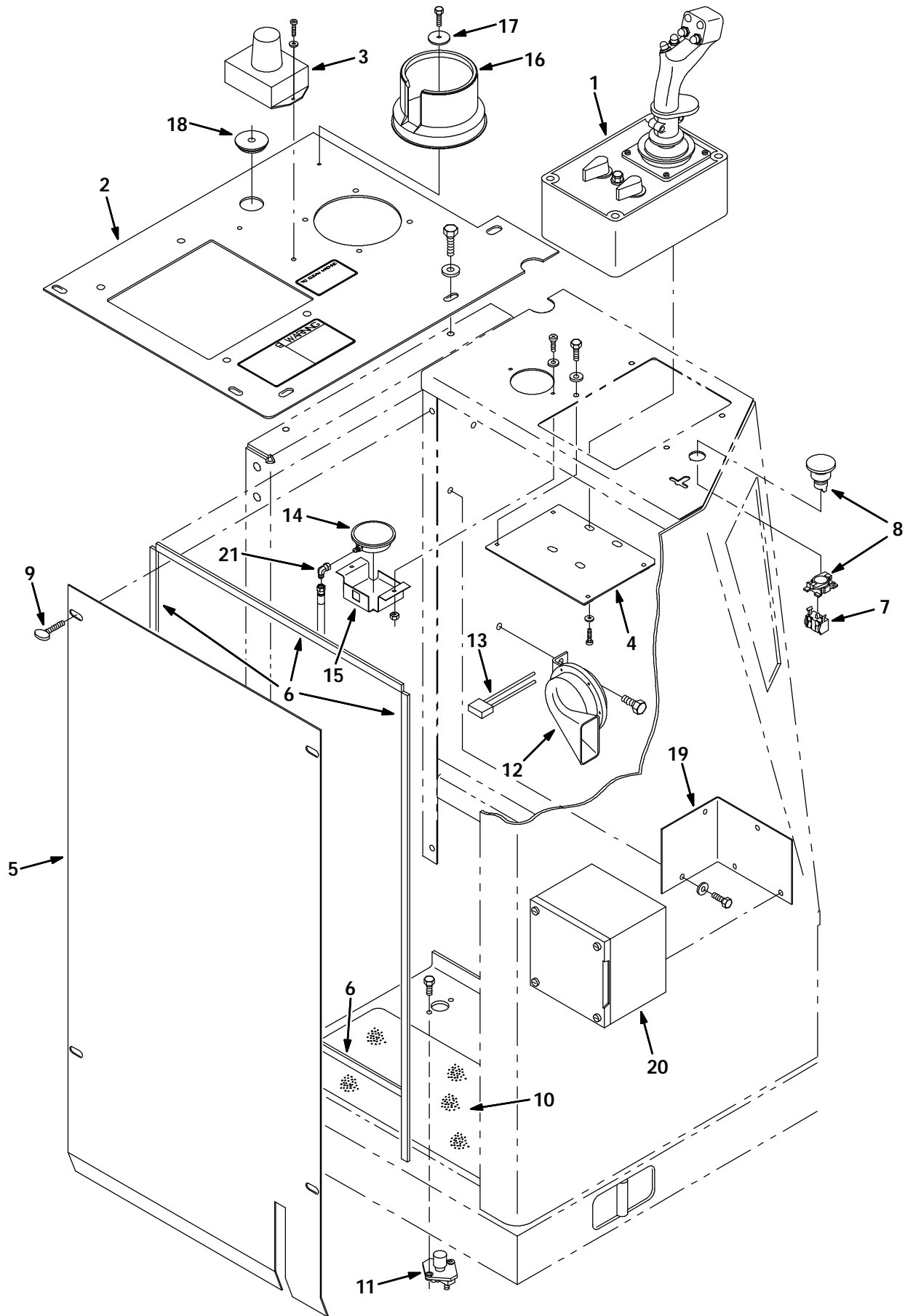


Fig. 12 - Contol Box Group

Ref.	Tennant Part No.	Machine Serial Number	Description	Qty.
1	385830	(000000-	) Box, Control, Propel	1
2	385820	(000000-	) Panel, Eng, Top W/Labels	1
Ñ 3	32962	(000000-	) Light Assy Fish/Blu 24V- . A	1
▲	10204	(000000-	) Lamp	1
▲	61505	(000000-	) Lens, Blue W/Case	1
▲	10923	(000000-	) Connector	1
▲	10924	(000000-	) Terminal, Female	2
▲	10917	(000000-	) Seal, Connector	2
4	42686	(000000-	) Bracket, Joystick Mounting	1
5	385823	(000000-	) Panel, Access, Complt	1
6	381398	(000000-	) Gasket, Panel	1
7	11608	(000000-	) Contacts, Switch	1
8	28429	(000000-	) Switch, Push	1
9	39782	(000000-	) Screw, Thumb, .31-18 X 1.50	4
10	16369	(000000-	) Tread, Floor	1
11	44078	(000000-	) Switch, Pushmom, Spst100A 12V	1
12	14138A	(000000-	) Horn	1
13	66971	(000000-	) Harness, Horn Buttom	1
14	66348	(000000-	) Gauge, Pressure	1
15	67746	(000000-	) Bracket	1
16	223599	(000000-	) Cup Holder	1
17	41178	(000000-	) Washer-Flt .25 Fender Pltd	1
18	61866	(000000-	) Grommet, Rbr, 0.37 Id F/1.5 H .09 Matl	1
19	390000	(000000-	) Bracket, Mtg, Control Box	1
20	385806	(000000-	) Control Box, Auto Tension	1
21	381344	(000000-	) Fitting, Elbow	1

Fig. 13 - Instrument Panel Group

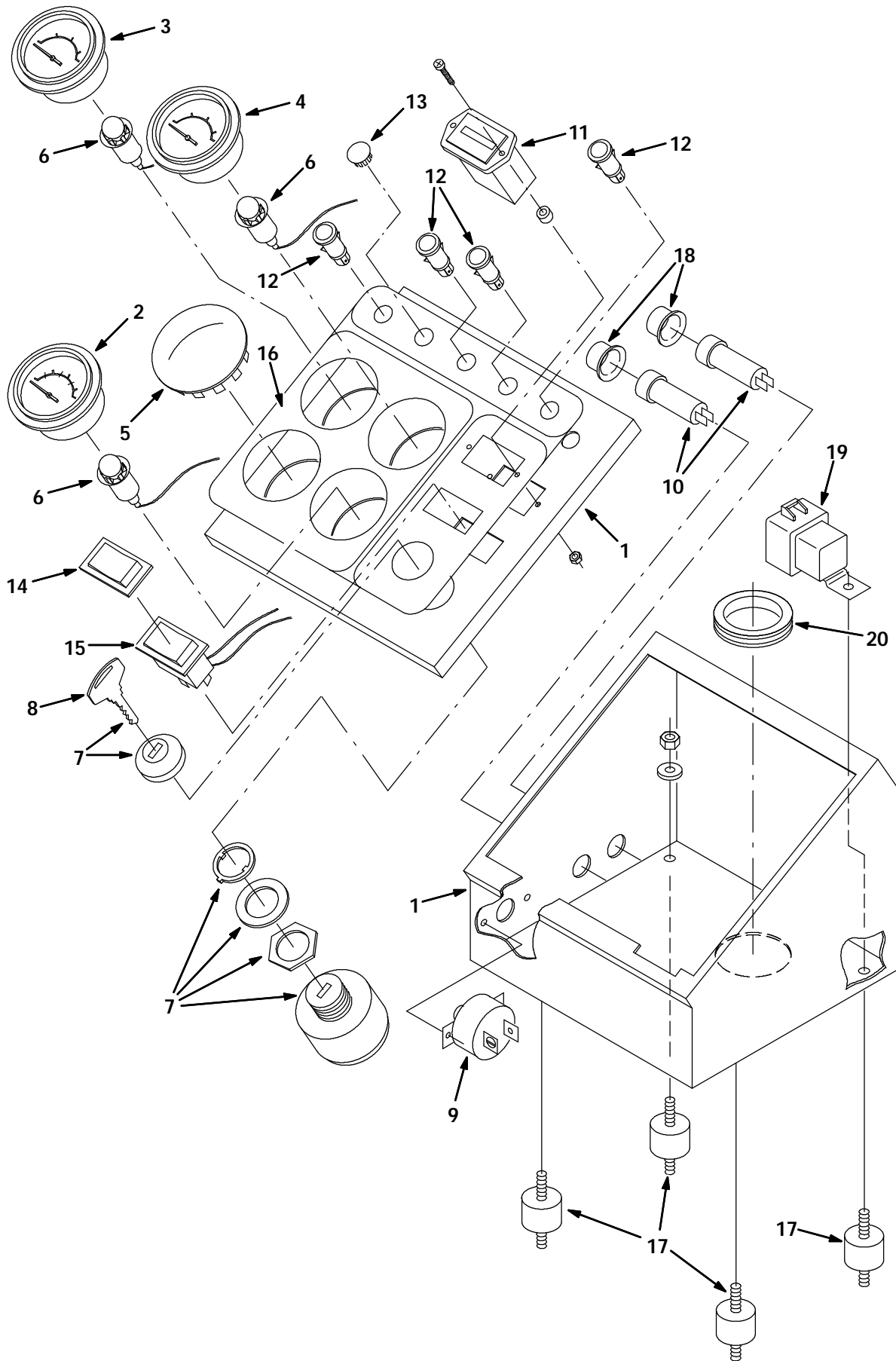


Fig. 13 - Instrument Panel Group

Ref.	Tenant Part No.	Machine Serial Number	Description	Qty.	
1	43700	(000000-	) Box, Eng Control	1	
2	55557	(000000-	) Voltmeter	1	
3	58591	(000000-	) Gauge, Temperature, Water	1	
4	34811	(000000-	) Gauge, Pressure, Oil, Engine	1	
5	82747	(000000-	) Button, Plug	1	
6	55271	(000000-	) Light Assy Inst/Clr 12V- . A	3	
Ñ	7	87536	(000000-	) Switch Ignition	1
▲	8	87866	(000000-	) Key, Switch, Set Of Two	1
9	222295	(000000-	) Circuitbreaker	1	
10	57164	(000000-	) Circuitbreaker	2	
11	31988	(000000-	) Hourmeter, Electronic	1	
12	34820	(000000-	) Light, Indctr/Red 12V .1A Jmco	4	
13	56992	(000000-	) Button, Plug	1	
14	57807	(000000-	) Cover	1	
15	61969	(000000-	) Switch, Rocker Dpdt	1	
16	79896	(000000-	) Decal, Machine Control Box	1	
17	82661	(000000-	) Isolator, Vibration	4	
18	57751	(000000-	) Boot	2	
19	56186	(000000-	) Relay, 12V	1	
20	10632-8	(000000-	) Grommet, Rubber	1	

Fig. 14 - Engine Group

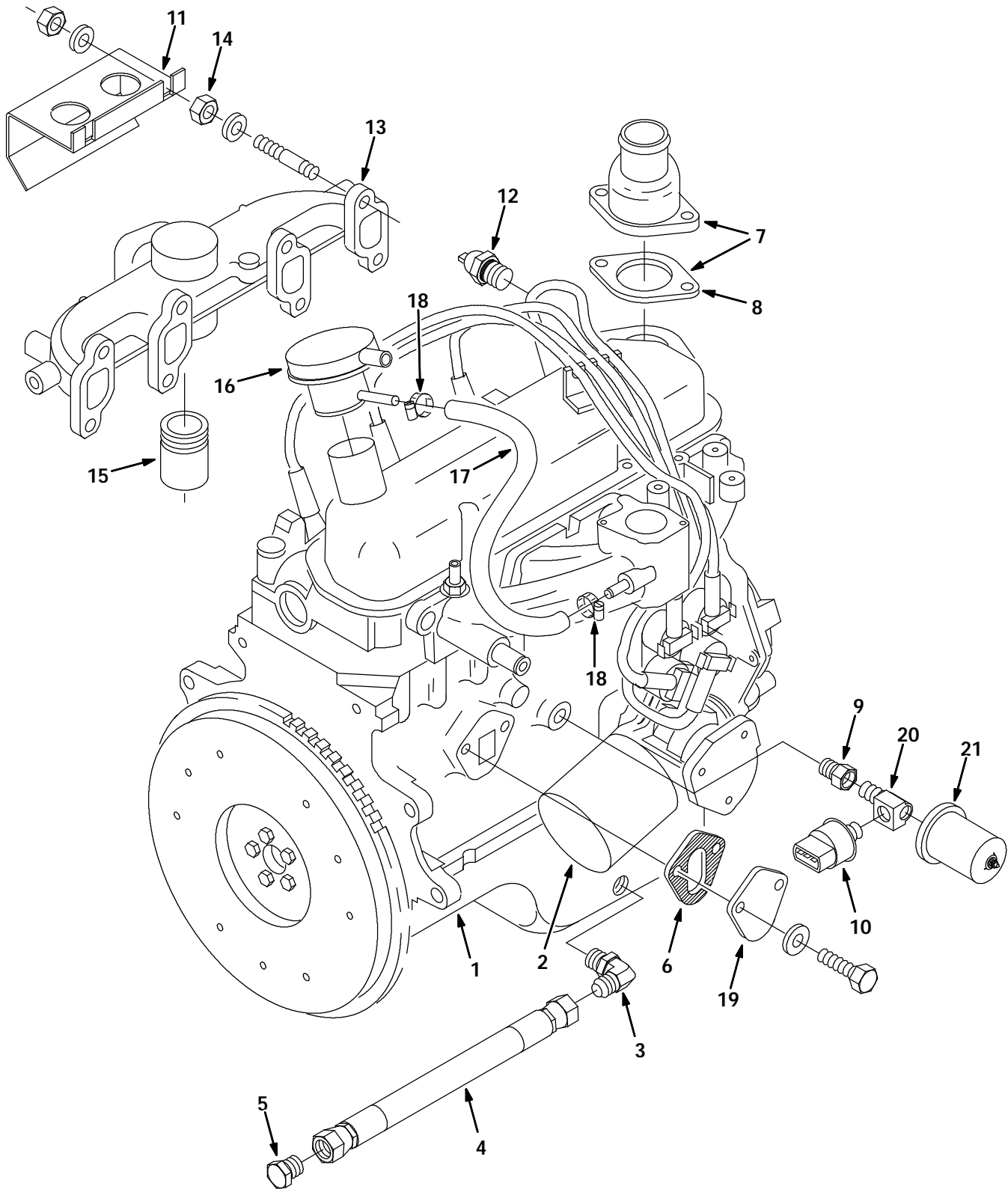


Fig. 14 - Engine Group

Ref.	Tennant Part No.	Machine Serial Number	Description	Qty.
1	84603	(000000-	) Engine, Ford Vsg413 (See Engine Breakdowns)	1
2	19205	(000000-	) Filter, Oil, Engine	1
3	380964	(000000-	) Ftg-Metric, E90 Omm14/Jm06	1
4	42221	(000000-	) Hose, Hyd	1
5	19747	(000000-	) Fitting, Hyd, Plug	1
6	02887	(000000-	) Gasket	1
Ñ	7 19689	(000000-	) Housing, Thermostat With Gasket	1
▲	8 54911-25	(000000-	) Gasket	1
9	17414	(000000-	) Fitting, Hyd, Str	1
10	79399	(000000-	) Switch, Pressure Oil	1
11	30468	(000000-	) Shield Exhaust	1
12	58592	(000000-	) Sender-Temperature, Water	1
13	30316	(000000-	) Manifold, Exhaust	1
14	08165	(000000-	) Nut, Hex, Stover, M08-1.25	8
15	24013	(000000-	) Fitting, Pipe	1
16	10795	(000000-	) Cap, Oil Filler	1
17	76589-2	(000000-	) Hose, Rubber	1
18	54333	(000000-	) Clamp, Wormdrive	2
19	54911-28	(000000-	) Cover, Fuel Pump	1
20	26426	(000000-	) Fitting, Brass, Tee	1
21	34808	(000000-	) Sender, Oil Pressure	1

Fig. 15 - Engine Mount Group

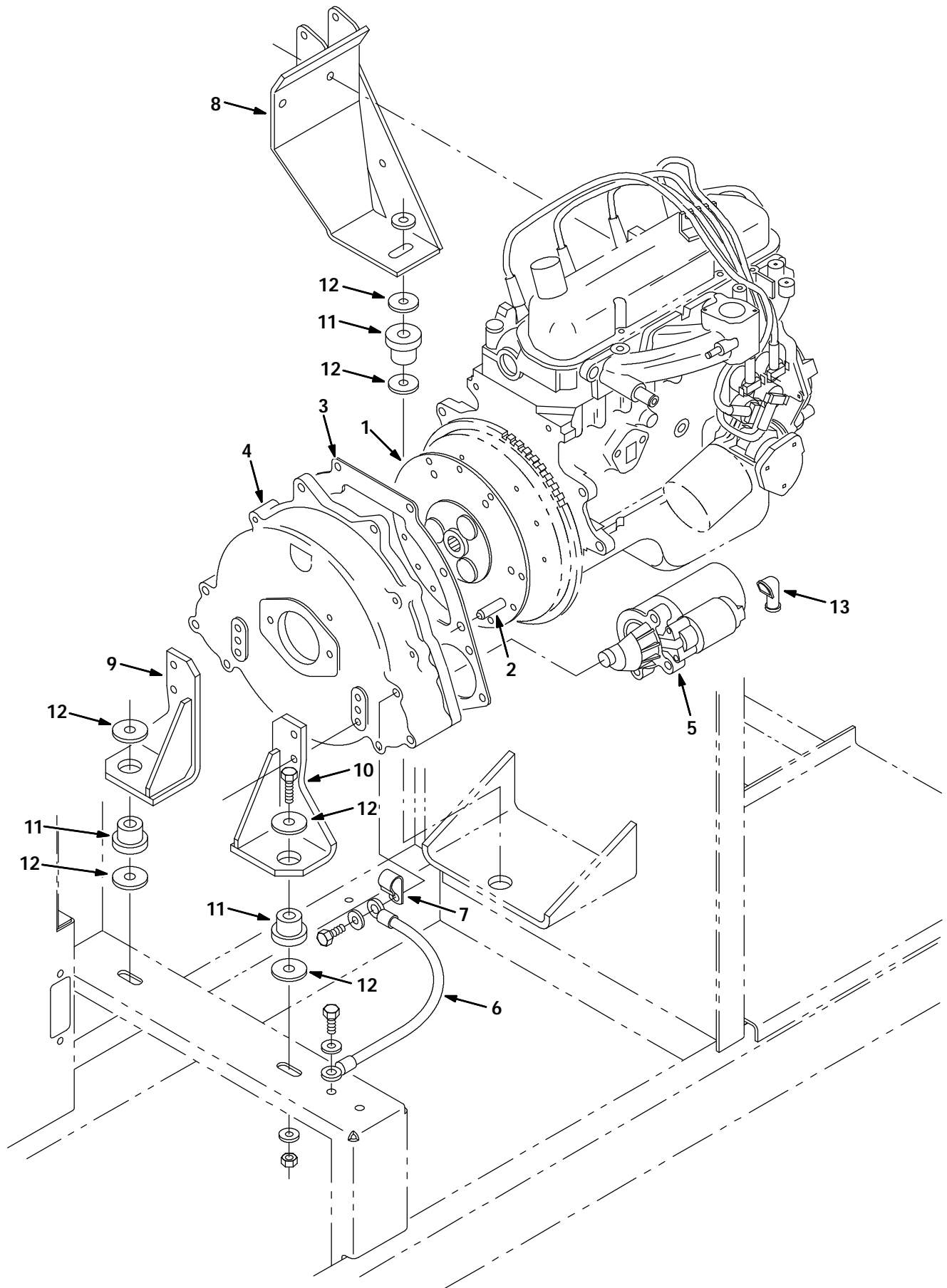


Fig. 15 - Engine Mount Group

Ref.	Tennant Part No.	Machine Serial Number	Description	Qty.
1	19252	(000000-	) Coupling, Flywheel	1
2	54911-16	(000000-	) Dowel,Cyl.Block To Flywhl.Hsg.	2
3	70262	(000000-	) Ring, Starter Locating	1
4	70263	(000000-	) Housing, Flywheel	1
5	70239	(000000-	) Starter, Ford 1.8 Hp	1
6	57773	(000000-	) Wire Assy-Elect.,Ground	1
7	30407	(000000-	) Clip	1
8	374513	(000000-	) Bracket, Engine	1
9	57755	(000000-	) Bracket, Mtg	1
10	57754	(000000-	) Bracket, Mtg	1
11	51176	(000000-	) Dampener, Engine	3
12	04414	(000000-	) Washer	6
13	02076	(000000-	) Boot	1

Fig. 16 - Alternator Group

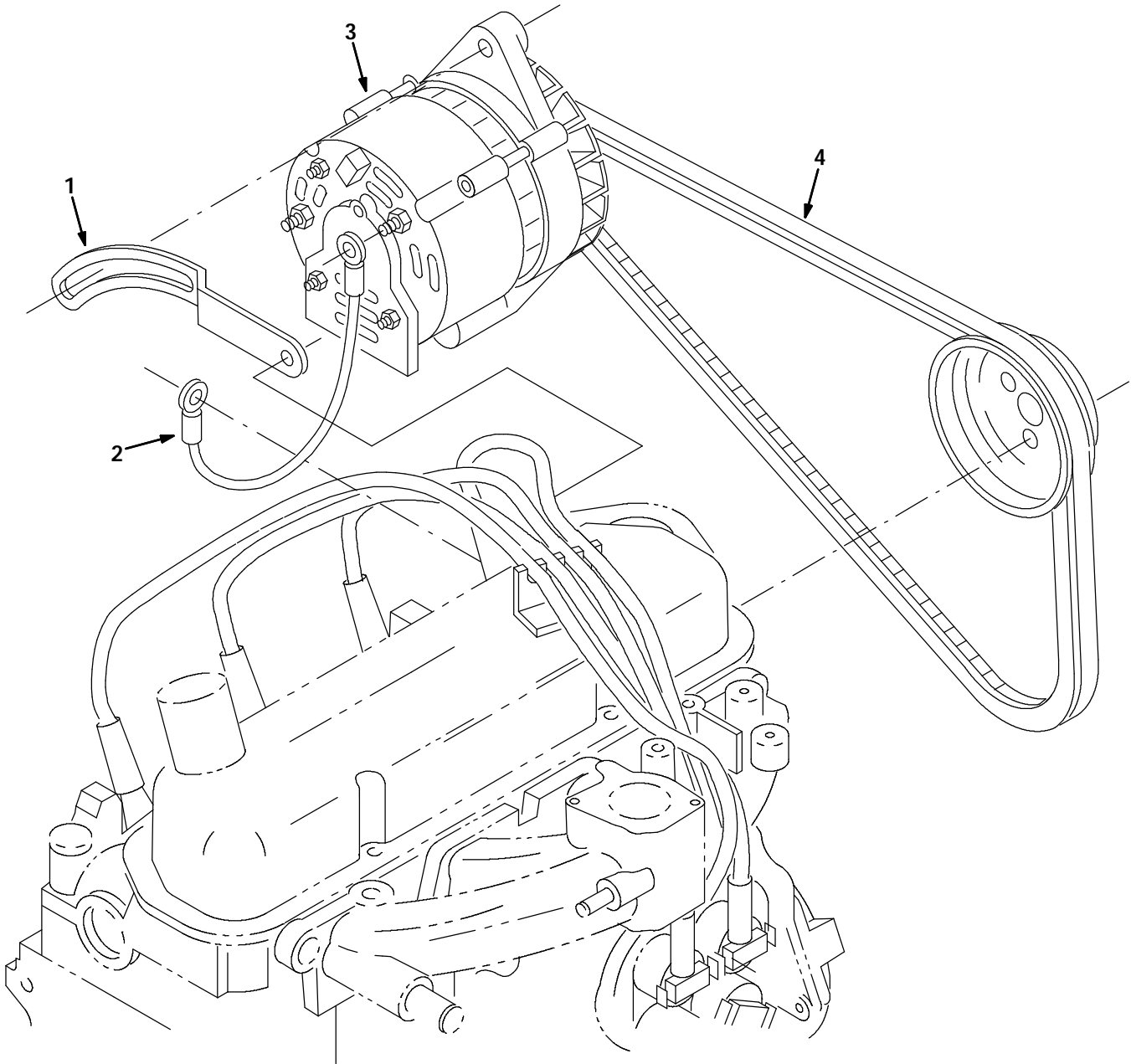


Fig. 16 - Alternator Group

Ref.	Tennant Part No.	Machine Serial Number	Description	Qty.
1	31526	(000000-	) Arm	1
2	82731	(000000-	) Wire, Ground	1
3	60559	(000000-	) Alternator	1
Ñ	61931	(000000-	) Regulator	1
▲	86041	(000000-	) Bearing, Ball	1
▲	61529	(000000-	) Kit, Brush	1
▲	61531	(000000-	) Rectifier	1
▲	70160	(000000-	) Pulley	1
4	374516	(000000-	) Belt, V, Hc41 32.5L	1

Fig. 17 - Carburetor Group, LPG

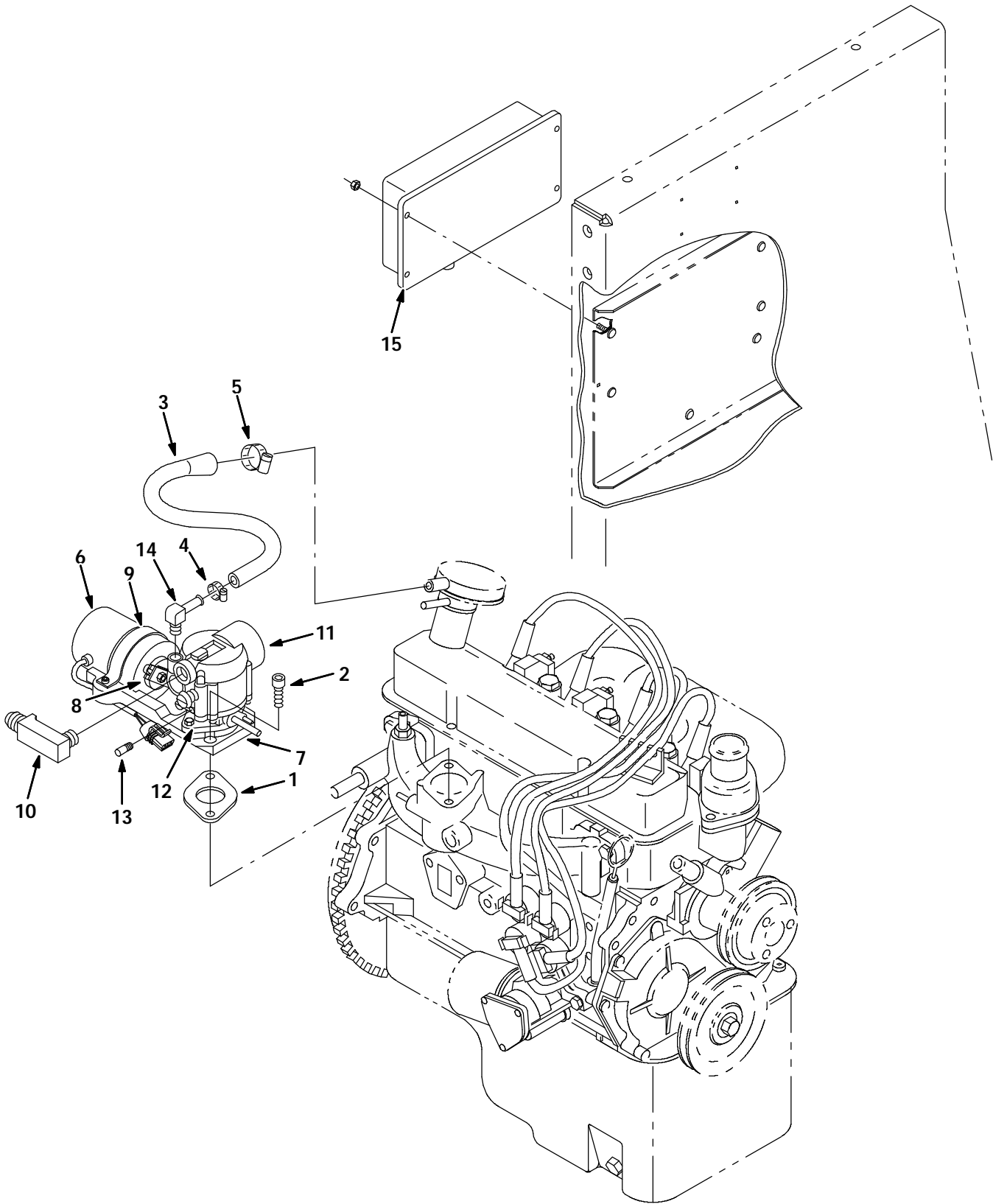


Fig. 17 - Carburetor Group, LPG

Ref.	Tennant Part No.	Machine Serial Number	Description	Qty.
1	74443	(000000-	) Gasket	1
2	33951	(000000-	) Screw, Soc, M06-1.0 X 20,12.9	2
3	55195	(000000-	) Hose, Molded	1
4	43844	(000000-	) Clamp, Wormdrive	1
5	63810	(000000-	) Clamp, Wormdrive	1
Ñ	71436	(000000-	) Governor, Lpg	1
▲Ñ	71444	(000000-	) Governor, Lpg	1
▲▲	6 83849	(000000-	) Actuator	1
▲▲	7 83682	(000000-	) Bracket	1
▲▲	8 83684	(000000-	) Linkage Kit	1
▲▲	9 83685	(000000-	) Strap. Mounting, Actuator	1
▲▲	10 84641	(000000-	) Fitting, Hyd, Elbow	1
▲Ñ	11 73017	(000000-	) Carburetor, Lpg, With Gasket	1
▲▲	12 74443	(000000-	) Gasket	1
▲▲	13 74402	(000000-	) Fitting, Special	1
▲▲	14 53029	(000000-	) Fitting, Brass, Elbow	1
▲Ñ	15 71437	(000000-	) Control Unit	1
▲▲	374625	(000000-	) Plug, Control Box	2

Fig. 18 - Vaporizer Group, LPG

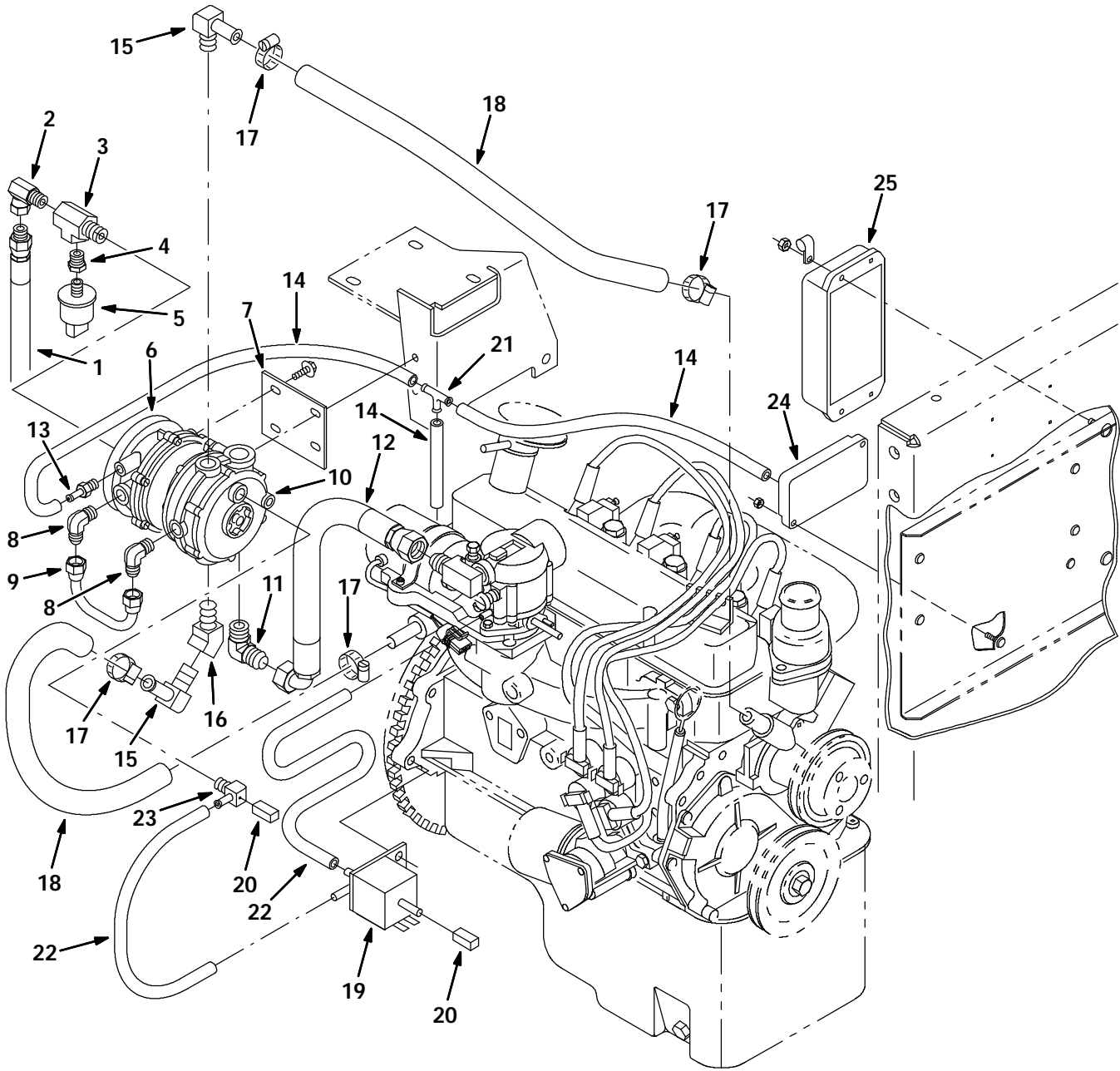


Fig. 18 - Vaporizer Group, LPG

Ref.	Tennant Part No.	Machine Serial Number	Description	Qty.
1	19760	(000000-	) Hose, Lpg	1
2	11442-1	(000000-	) Fitting, Elbow	1
3	56976A	(000000-	) Fitting, Tee	1
4	17414	(000000-	) Fitting, Hyd, Str	1
5	23156	(000000-	) Switch, Pressure, Lpg	1
Ñ	6 73020	(000000-	) Filter, Fuelock	1
▲	65527	(000000-	) Fuelock Replacement Kit	1
	7 59809	(000000-	) Bracket, Mtg	1
	8 52424	(000000-	) Fitting, Hyd, Elbow	2
	9 59808	(000000-	) Fuelline	1
Ñ	10 73018	(000000-	) Vaporizer, Lpg	1
▲	78880	(000000-	) Vaporizer Repair Kit	1
▲	374532	(000000-	) Hi Alt Vaprzr Spring	1
	11 07598	(000000-	) Fitting, Brass, Elbow	1
	12 79422	(000000-	) Hose, Lpg	1
	13 40607	(000000-	) Fitting, Brass, Str	1
	14 07464	(000000-	) Hose, Vacuum	2
	15 51839	(000000-	) Fitting, Brass, Elbow	2
	16 01997	(000000-	) Fitting, Hyd, Brs	1
	17 63810	(000000-	) Clamp, Wormdrive	4
	18 31543	(000000-	) Hose, Heater	2
	19 66939	(000000-	) Valve, Solenoid, Lp, Emission	1
	20 66938	(000000-	) Filter, Air	2
	21 381394	(000000-	) Fitting, Tee, Plstc	1
	22 381395	(000000-	) Hose, Vacuum	1
	23 381396	(000000-	) Fitting, Elbow, Plstc	1
	24 30305	(000000-	) Control, Ignition	1
	25 66672	(000000-	) Co Control 1Assy	1

Fig. 19 - Fuel Tank Group, LPG

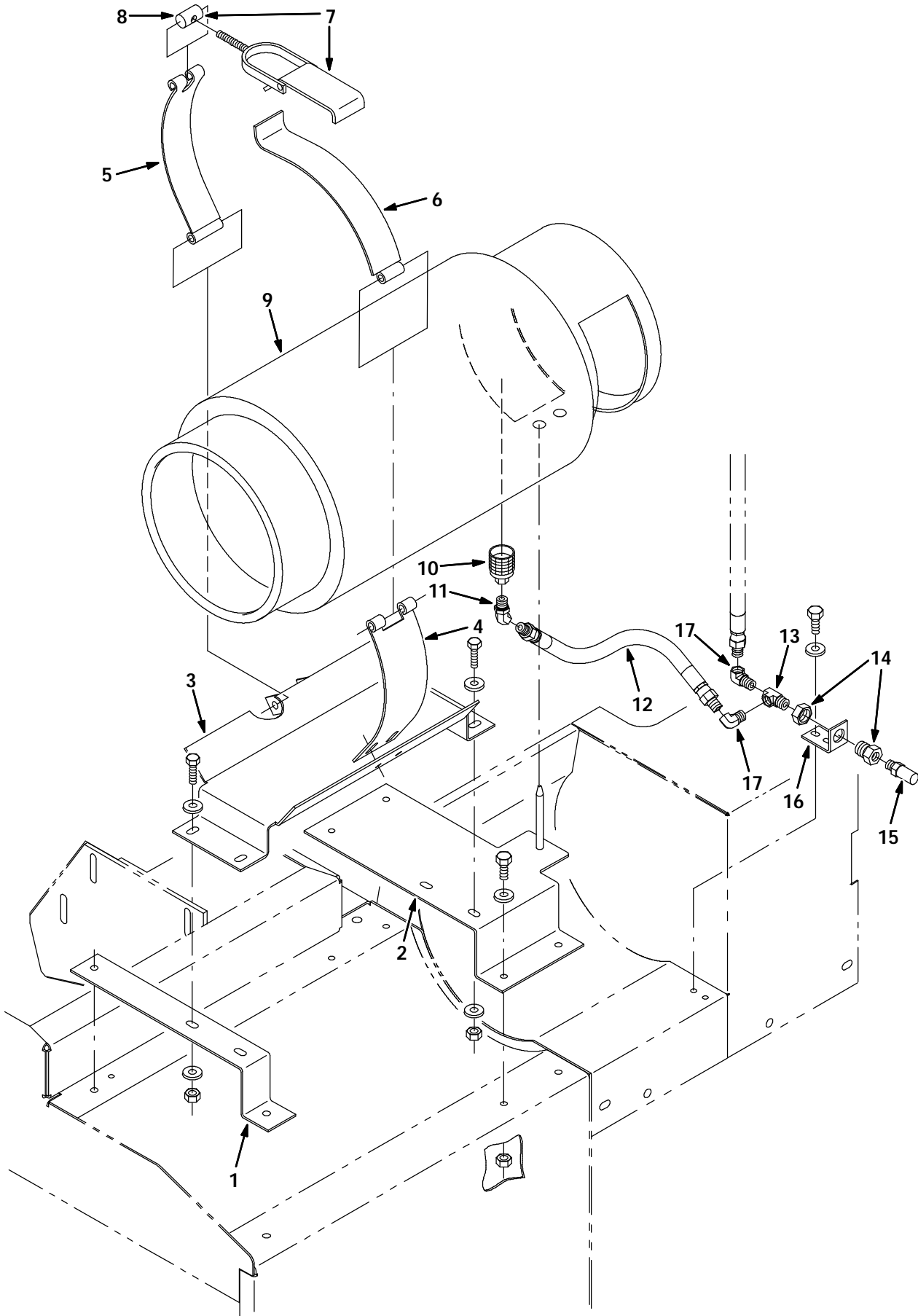


Fig. 19 - Fuel Tank Group, LPG

Ref.	Tennant Part No.	Machine Serial Number	Description	Qty.
1	385887	(000000-	) Bracket, Mtg, Bottom, Tank, LPG	1
2	385888	(000000-	) Bracket Mtg, Top, Tank, LPG	1
3	70435	(000000-	) Bracket	1
4	58589	(000000-	) Strap, Mtg.- Lp Tank	1
5	58590	(000000-	) Strap, Tank Retainer - Lp	1
6	57297	(000000-	) Strap, Hinge - Lp Tank Mtg	1
Ñ	7 53400-1	(000000-	) Latch Assy, Lpg Tank Mtg,W/Nut	1
▲	8 53400-4	(000000-	) Nut	1
9	24928-1	(000000-	) Tank-Lp,33@,Liq,Both,Fill Ga L	1
10	26496	(000000-	) Coupling	1
11	47720	(000000-	) Fitting, Pipe, Elbow	1
12	22308-6	(000000-	) Hose, Lpg	1
13	56976A	(000000-	) Fitting, Tee	1
14	78122	(000000-	) Fitting, Bkhd	1
15	24047	(000000-	) Valve, Press Relief, Lpg Rego	1
16	54343	(000000-	) Bracket, Mtg	1
17	11442-1	(000000-	) Fitting, Elbow	2

Fig. 20 - Air Cleaner Group, LPG

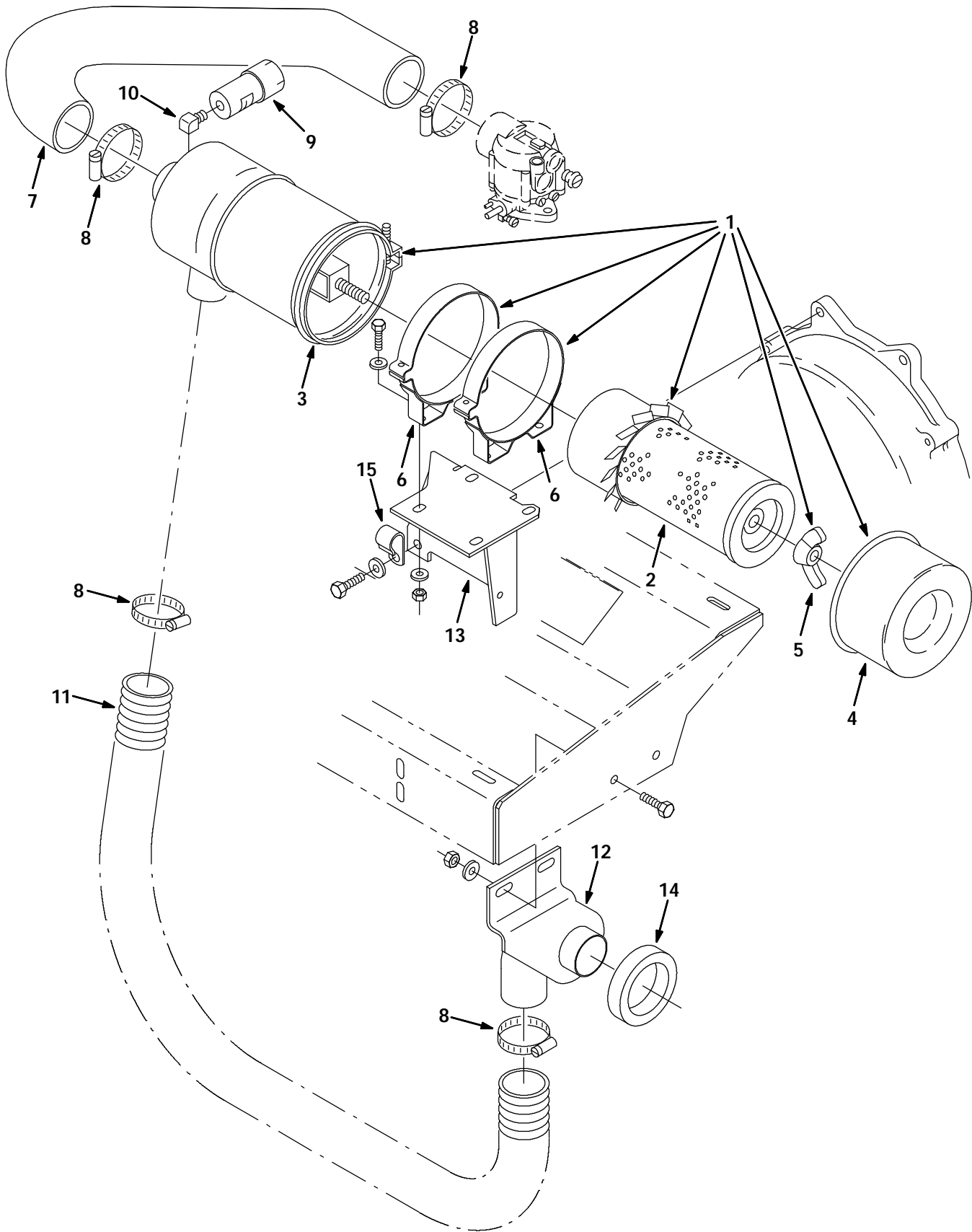


Fig. 20 - Air Cleaner Group, LPG

	Ref.	Tenant Part No.	Machine Serial Number	Description	Qty.
Ñ	1	58538	(000000-	) Cleaner, Air	1
▲	2	58120	(000000-	) Element, Filter, Air	1
▲	3	02740	(000000-	) Clamp	1
▲	4	02741	(000000-	) Cup	1
▲	5	07562	(000000-	) Nut, Wing, .44-20, Special	1
	6	51560-3	(000000-	) Clamp, Mtg	2
	7	31524	(000000-	) Hose, Air Intake	1
	8	14432	(000000-	) Clamp, Wormdrive	4
	9	03026	(000000-	) Indicator, Air Filter	1
	10	11984	(000000-	) Fitting, Elbow	1
	11	71418	(000000-	) Hose, Air Cleaner	1
	12	380975	(000000-	) Duct, Air	1
	13	380973	(000000-	) Bracket, Mtg, Air-Clnr	1
	14	73789	(000000-	) Insulation, S/Foam	1

Fig. 21 - Radiator Group

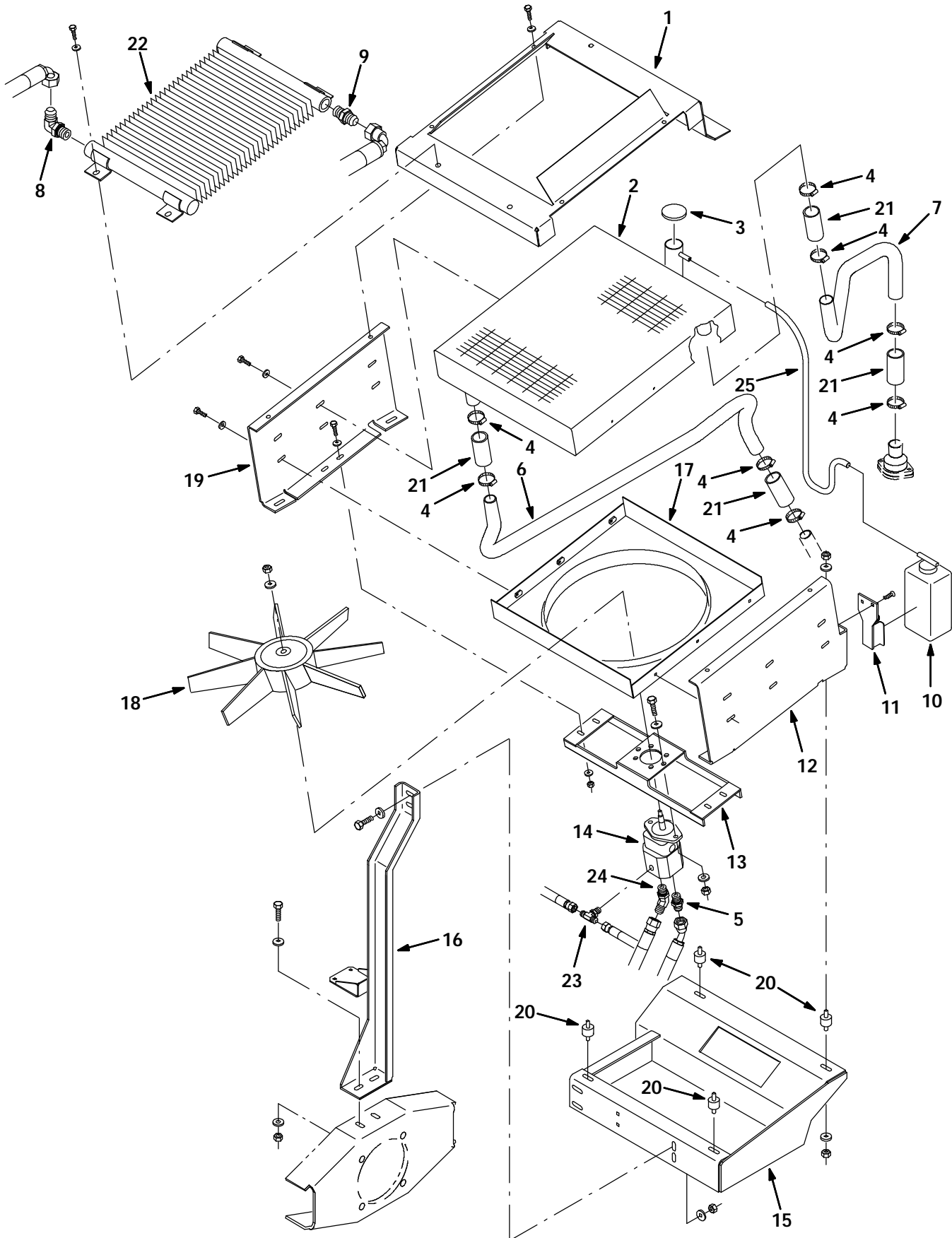


Fig. 21 - Radiator Group

Ref.	Tennant Part No.	Machine Serial Number	Description	Qty.
1	43047	(000000-	) Shroud, Radiator	1
2	69594	(000000-	) Radiator Modification	1
3	31755	(000000-	) Cap, Radiator	1
4	11531	(000000-	) Clamp, Wormdrive	8
5	762445	(000000-	) Fitting, Hyd	1
6	69850	(000000-	) Pipe, Radiator, Lower	1
7	69851	(000000-	) Pipe, Radiator, Upper	1
8	381337	(000000-	) Ftg-Hyd	1
9	767410	(000000-	) Ftg-Hyd	1
10	87972	(000000-	) Tank, Recovery	1
11	87978	(000000-	) Bracket	1
12	385821	(000000-	) Panel, Radiator, Complt	1
13	69522	(000000-	) Bracket Wldt, Radiator Fan	1
14	63542	(000000-	) Motor-Hyd, Gear In 10.0 (See Breakdowns)	1
15	69493	(000000-	) Support Weldment, Radiator	1
16	380815	(000000-	) Channel Weldment,Radiator Mtg	1
17	69554	(000000-	) Panel, Radiator, Bottom	1
18	69898	(000000-	) Fan, Radiator	1
19	69533	(000000-	) Panel, Radiator, Inside	1
20	05611	(000000-	) Isolator, Vibration	4
21	381379	(000000-	) Hose, Radiator	4
22	31592	(000000-	) Cooler, Oil, Hyd	1
23	381338	(000000-	) Ftg-Hyd	1
24	381336	(000000-	) Ftg-Hyd	1
25	381391	(000000-	) Hose, Radiator	1

Fig. 22 - Muffler Group

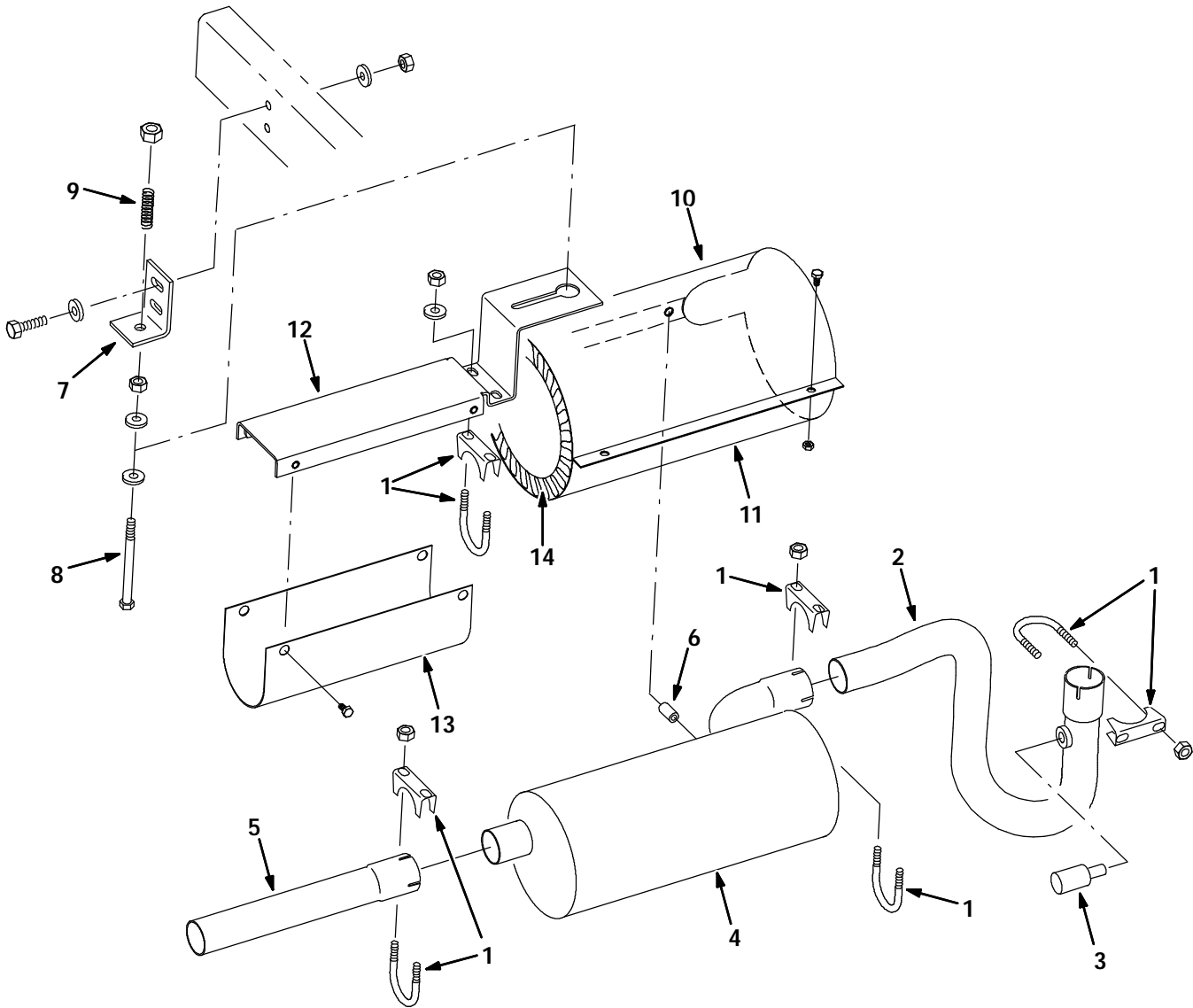


Fig. 22 - Muffler Group

Ref.	Tenant Part No.	Machine Serial Number	Description	Qty.
1	24012	(000000-	) Clamp, Tube	4
2	69672	(000000-	) Pipe, Exhaust	1
3	66815	(000000-	) Sensor, Heated O2, 3 Wire Sensor	1
3	385876	(000000-	) Sensor, Heated O2, 4 Wire Sensor	1
4	43174	(000000-	) Muffler & Catalytic Converter	1
5	380892	(000000-	) Tailpipe, Exhaust	1
6	380984	(000000-	) Spacer, Shield, Heat, Muffler	2
7	380891	(000000-	) Bracket, Muffler	1
8	48674	(000000-	) Screw, Hex, .38-16 X 4.50, FI	1
9	80159	(000000-	) Spring	1
10	380978	(000000-	) Shield, Heat, Muffler, Upper	1
11	380979	(000000-	) Shield, Heat, Muffler, Lower	1
12	380980	(000000-	) Bracket, Muffler	1
13	380981	(000000-	) Shield, Heat, Tailpipe	1
14	67996	(000000-	) Barrier, Thermal, Cat Converter	1

Fig. 23 - Battery Group

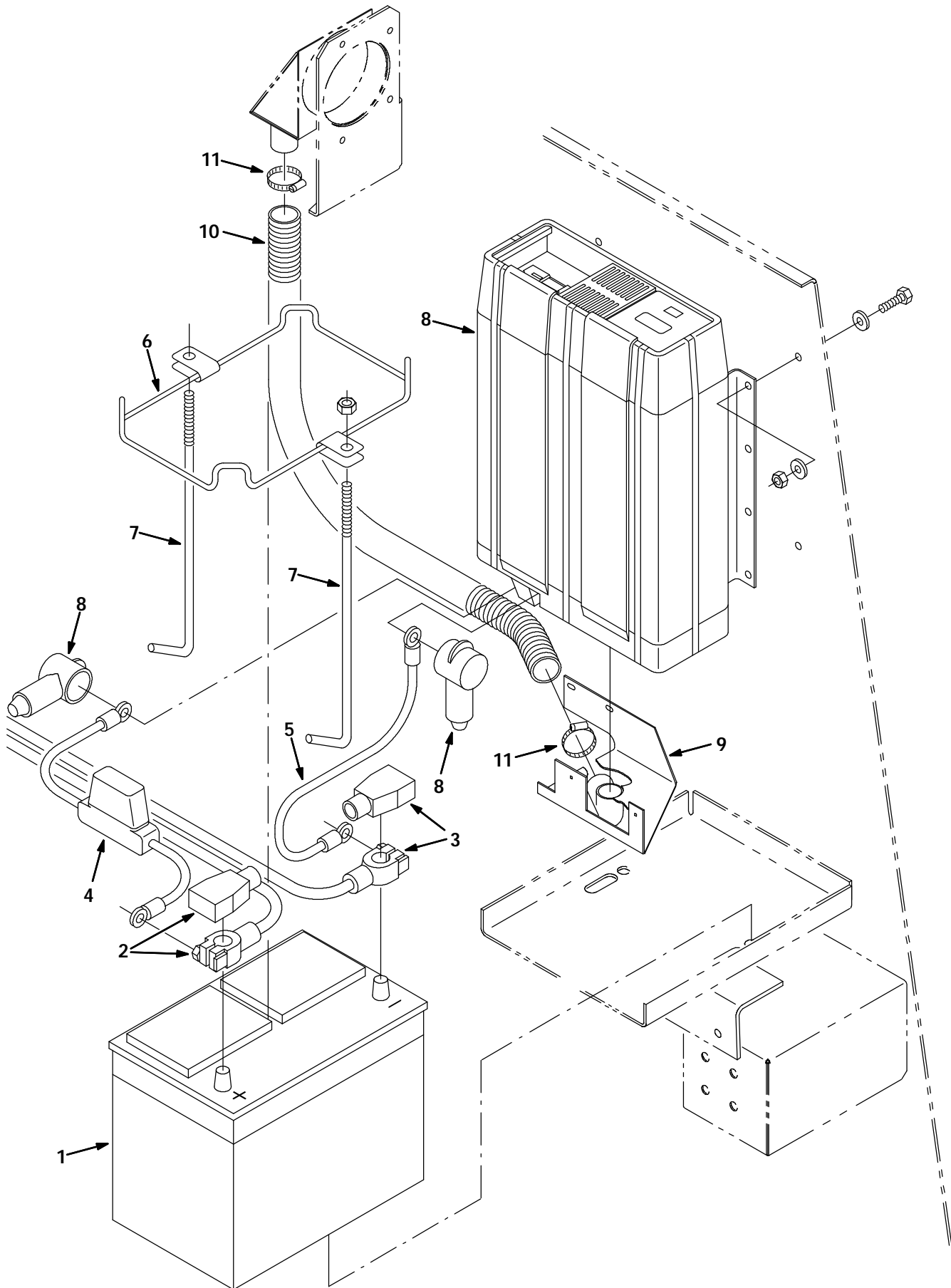


Fig. 23 - Battery Group

Ref.	Tenant Part No.	Machine Serial Number	Description	Qty.
1	10143	(000000-	) Battery	1
2	60294	(000000-	) Cable, Battery, Pos.	1
3	60295	(000000-	) Cable, Battery, Neg.	1
Ñ	390008	(000000-	) Cable, Battery, Pos.	1
▲	390009	(000000-	) Fuse	1
5	57345	(000000-	) Cable, Battery, Neg.	1
6	13016	(000000-	) Bracket, Hold Down, Battery	1
7	13015	(000000-	) Bolt, Hold Down, Battery	2
8	385897	(000000-	) Inverter	1
9	390005	(000000-	) Intake, Inverter	1
10	390010	(000000-	) Hose, Inverter Intake	1
11	11531	(000000-	) Clamp, Wormdrive, 1.06 - 2.00D	2

Fig. 24 - Vacuum Fan Impeller Group

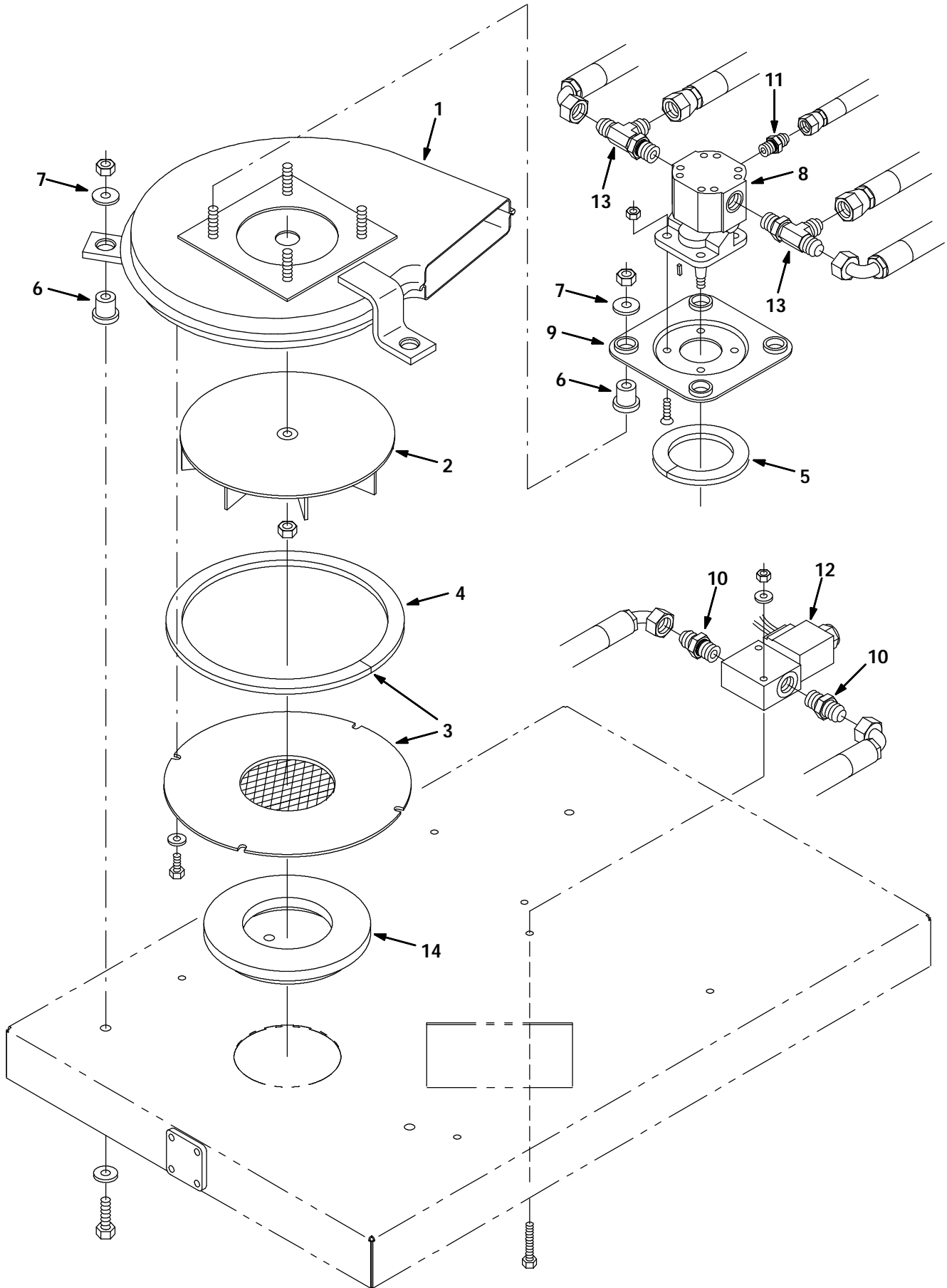


Fig. 24 - Vacuum Fan Impeller Group

Ref.	Tenant Part No.	Machine Serial Number	Description	Qty.
1	42676	(000000-	) Housing, Filter Fan, Weldment	1
2	74454	(000000-	) Impeller, 9.00Diax1.40Wx0.376B	1
Ñ 3	59656	(000000-	) Duct, Vac Fan With Seal	1
▲ 4	59735	(000000-	) Seal, Fan, Vac, Inlet	1
5	59967	(000000-	) Seal, Fan, Vac, Motor	1
6	54274	(000000-	) Isolator, Vibration	7
7	13248	(000000-	) Washer	7
8	77101	(000000-	) Motor-Hyd Gear Ex .26 L 2300 (See Breakdowns)	1
9	54275A	(000000-	) Bracket, Mtg	1
10	762445	(000000-	) Fitting, Hyd	2
11	762428	(000000-	) Fitting-Hyd, Str	1
12	65391	(000000-	) Valve-Hyd, Solenoid (See Breakdowns)	1
13	385851	(000000-	) Fitting, Tee, Hyd	2
14	73397	(000000-	) Seal, Fan, Vac, Inlet	1

Fig. 25 - Filter Box Group

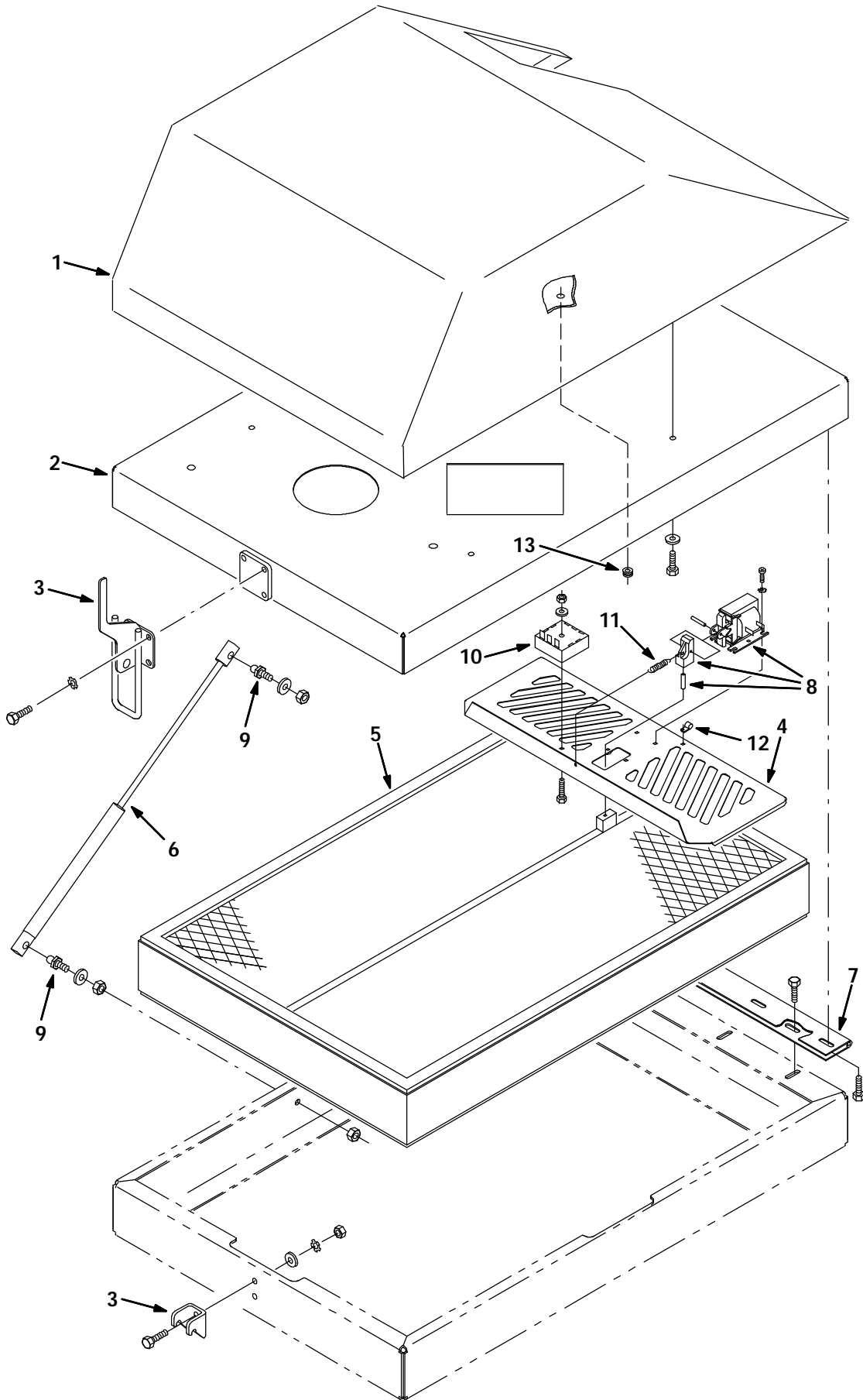


Fig. 25 - Filter Box Group

Ref.	Tenant Part No.	Machine Serial Number	Description	Qty.
1	43439	(000000-	) Cover Weldment, Fan	1
2	43433	(000000-	) Frame Weldment, Fan	1
3	66355	(000000-	) Clamp	1
4	379555	(000000-	) Plate, Panel, Shaker	1
5	379629	(000000-	) Panel Kit, Filter	1
6	380838	(000000-	) Spring, Gas	1
7	69884	(000000-	) Hinge, Filter Cover	1
8	379760	(000000-	) Solenoid Assy, Filter Shaker, 12V	1
9	58494	(000000-	) Stud, Ball, Gas Spring	2
10	81923	(000000-	) Module, Shaker, 12V	1
11	81812	(000000-	) Spring, Tension, Shaker	1
12	46236	(000000-	) Clamp, Cable	1
13	10632-12	(000000-	) Grommet, Rbr, 0.38ld, For .12Matl	1

Fig. 26 - Idler Drum Group

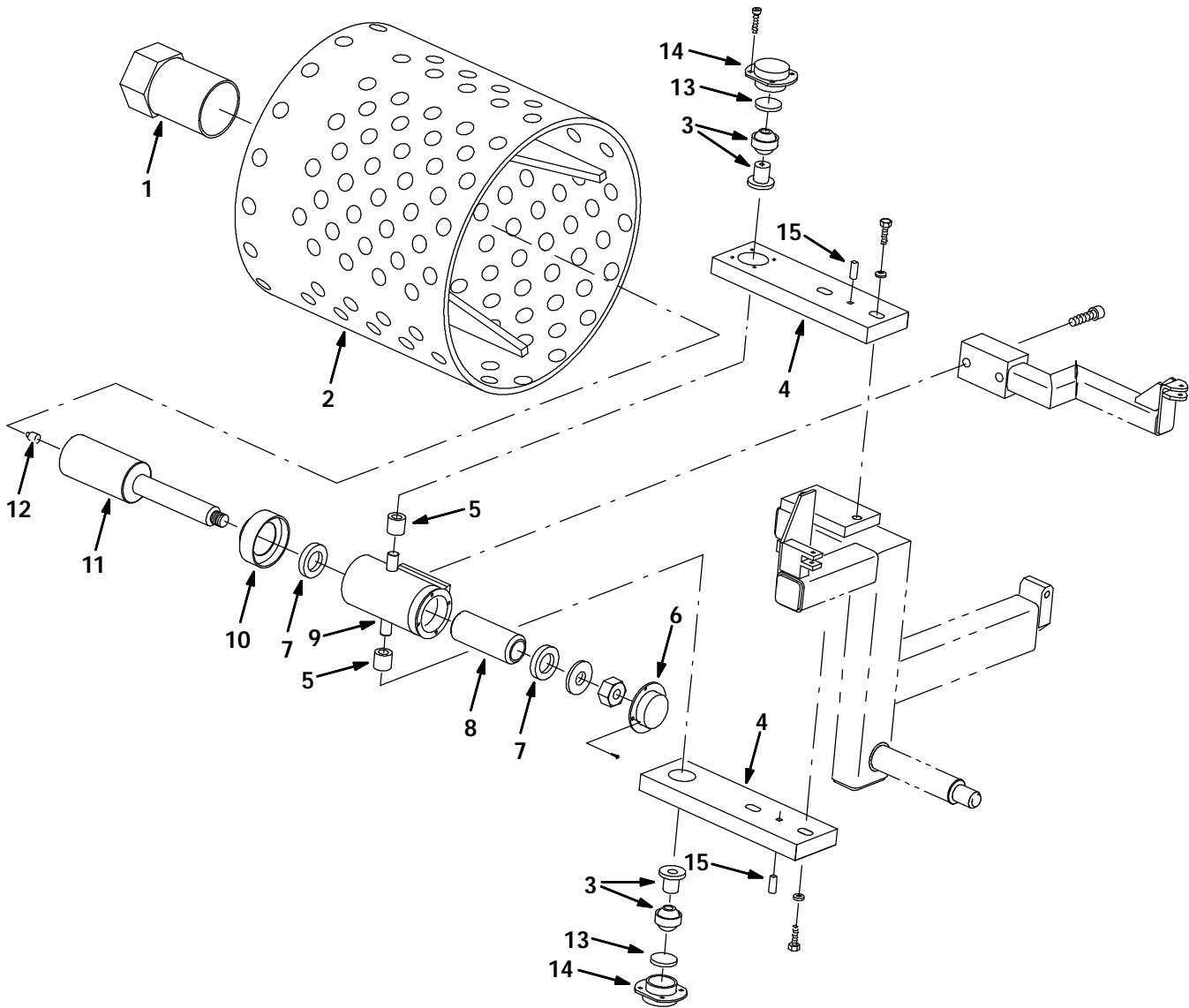


Fig. 26 - Idler Drum Group

Ref.	Tennant Part No.	Machine Serial Number	Description	Qty.
1	66562	(000000-	) Hub, Trantorque	1
2	69195	(000000-	) Drum, Idler	1
3	66269	(000000-	) Bearing	2
4	68190	(000000-	) Plate, Idler Bearing	2
5	66553	(000000-	) Bushing, Headless Press Fit	2
6	68177	(000000-	) Cap (Idler)	1
7	66267	(000000-	) Bearing, Ball	2
8	68183	(000000-	) Tube, Spacer Brg (Idler)	1
9	69054	(000000-	) Housing Wldt (Idler)	1
10	68175	(000000-	) Cover, Dust (Idler)	1
11	68176	(000000-	) Shaft, Idler Drum Pilot	1
12	66555	(000000-	) Ftg, Grease 1-1/4 Npt	1
13	68194	(000000-	) Pad, Oil-Idler Drum Pivot	2
14	68188	(000000-	) Cap, Idler Drum Pivot	2
15	23999-3	(000000-	) Pin	2

Fig. 27 - Idler Arm Group

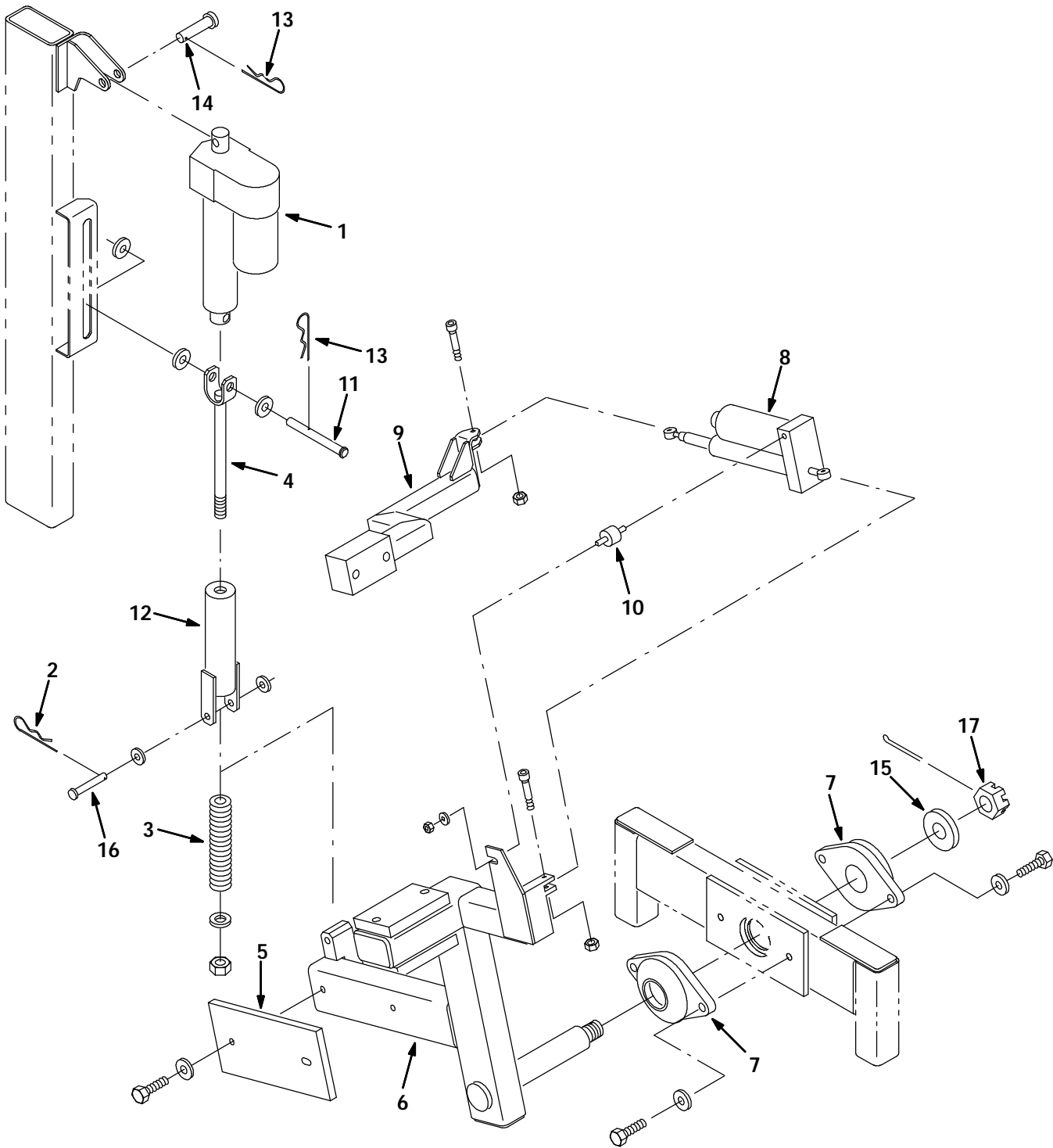


Fig. 27 - Idler Arm Group

	Ref.	Tennant Part No.	Machine Serial Number	Description	Qty.
Ñ	1	69687	(000000-	) Actuator, 600# 6" 12Vdc	1
▲		10917	(000000-	) Seal, Connector	2
▲		10923	(000000-	) Connector	1
▲		10924	(000000-	) Terminal, Female	2
	2	44906	(000000-	) Pin, Hair Cotter	1
	3	69329	(000000-	) Spring, Compression	1
	4	69340	(000000-	) Rod Wldt, Spring Tensioner	1
	5	69374	(000000-	) Plate, Wear, Idler	1
	6	69349	(000000-	) Arm, Support, Idler	1
	7	69692	(000000-	) Bearing, Flange Unit 1.50	2
Ñ	8	69896	(000000-	) Actuator, Tracking	1
▲		10917	(000000-	) Seal, Connector	5
▲		10923	(000000-	) Connector	1
▲		10924	(000000-	) Terminal, Female	5
▲		66945	(000000-	) Connector	1
	9	69360	(000000-	) Arm, Actuator, Position, Belt	1
	10	82661	(000000-	) Isolator, Vibration	1
	11	69620	(000000-	) Pin, Clevis, Idler Actuator	1
	12	69328	(000000-	) Tensioner Wldt, Spring	1
	13	02942	(000000-	) Pin, Hair Cotter	3
	14	63147	(000000-	) Pin, Clevis	1
	15	380968	(000000-	) Spacer,Bushing	1
	16	24279	(000000-	) Pin, Clevis	1
	17	14242	(000000-	) Nut, Hex, Slot, 1.00-20	1

Fig. 28 - Work Wheel Group

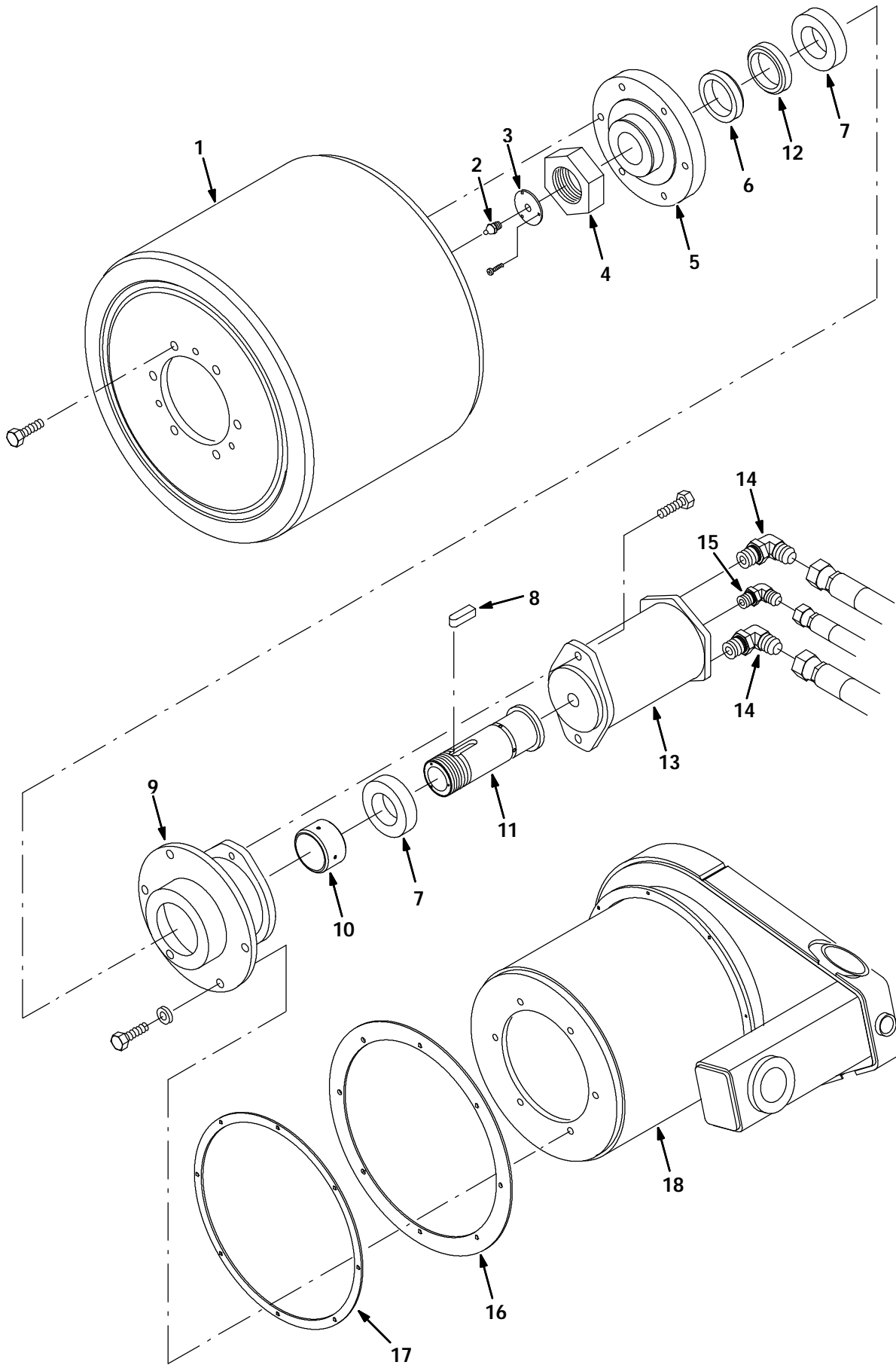


Fig. 28 - Work Wheel Group

Ref.	Tennant Part No.	Machine Serial Number	Description	Qty.
1	43041	(000000-	) Work Wheel W/Rubber	1
Ñ	67395	(000000-	) Hub, Wheel	1
▲	2 06418	(000000-	) Fitting, Grease	1
▲	3 66442	(000000-	) Cover, Work Wheel Shaft	1
▲	4 66716	(000000-	) Nut, 2.25-12 Lh	1
▲	5 66441	(000000-	) Hub, Wldt, Drive	1
▲	6 66337	(000000-	) Seal, Work Wheel	1
▲	7 66244	(000000-	) Bearing	2
▲	8 66611	(000000-	) Key, 1/2Sq X 1 3/8 In.	1
▲	9 66398	(000000-	) Housing	1
▲	10 66443	(000000-	) Spacer, Bearing Housing	1
▲	11 66394	(000000-	) Shaft, Hub Work Wheel	1
▲	12 66399	(000000-	) Sleeve	1
Ñ	13 66377	(000000-	) Motor, Hyd	1
▲	66525	(000000-	) Seal, Shaft	1
14	762469	(000000-	) Fitting, Hyd	2
15	762432	(000000-	) Fitting, Hyd	1
16	66505	(000000-	) Seal, Work Wheel	1
17	69116	(000000-	) Retainer, Seal Ww	1
18	69133	(000000-	) Support Wldt, Work Wheel	1

Fig. 29 - Roll Pivot Group

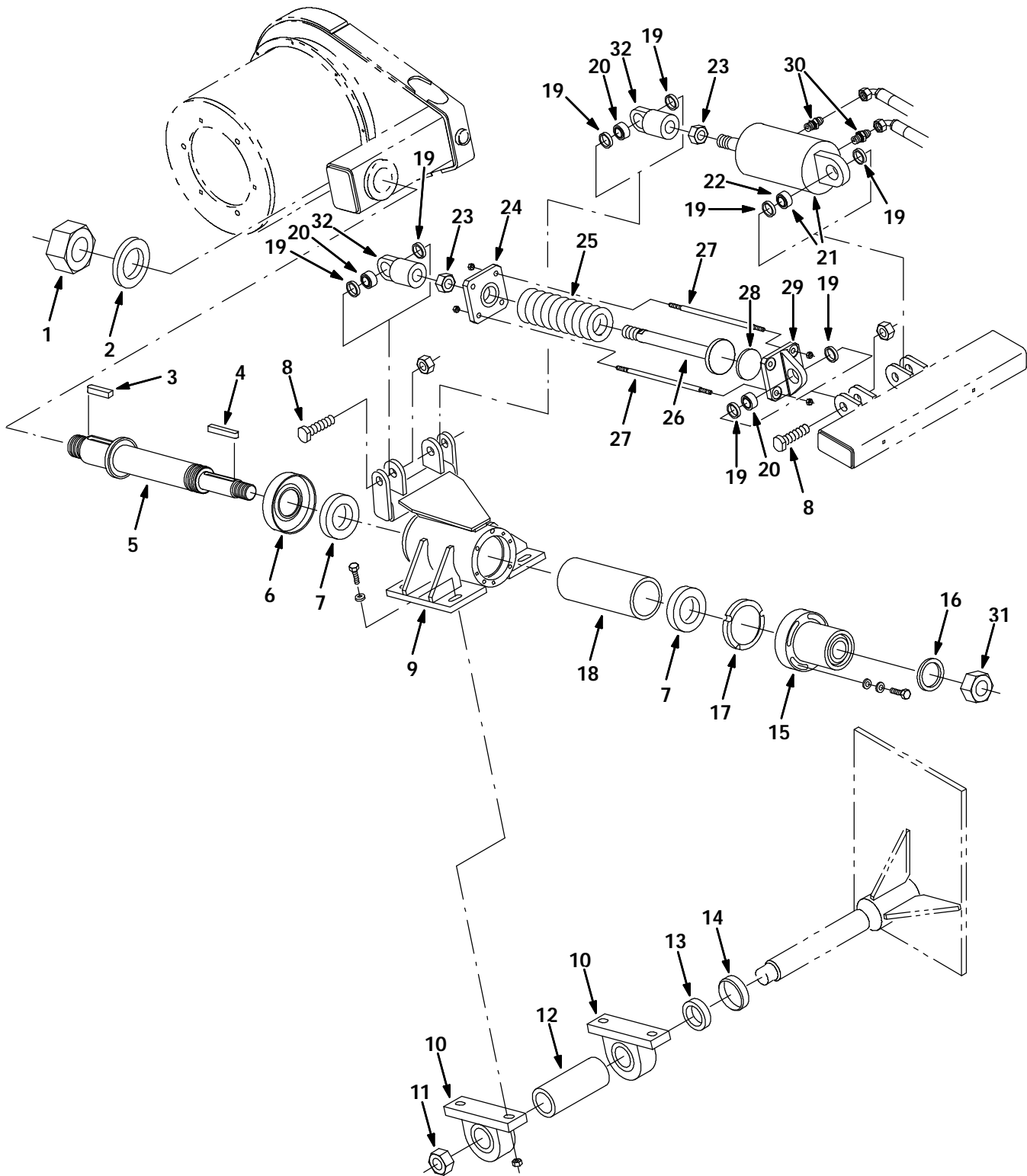


Fig. 29 - Roll Pivot Group

Ref.	Tennant Part No.	Machine Serial Number	Description	Qty.	
1	66880	(000000-	) Nut,1-3/4-10Uns	1	
2	66881	(000000-	) Washer,Roll Pivot	1	
3	66612	(000000-	) Key, Square	1	
4	66613	(000000-	) Key,Square 3/8In X 3In.	1	
5	66413	(000000-	) Shaft, Roll Pivot	1	
6	66415	(000000-	) Washer	1	
7	66798	(000000-	) Bearing	2	
8	66902	(000000-	) Bolt, 0.75-10	4	
9	43338	(000000-	) Roll Pivot, Machined	1	
10	66797	(000000-	) Bearing,Pillow Block	2	
11	51366-2	(000000-	) Nut, Hex, Slot, 1.50-18	1	
12	66434	(000000-	) Tube,Spacer-Pivot	1	
13	66438	(000000-	) Tube In Roll Pivot Assy	1	
14	66437	(000000-	) Washer,Thrust Pivot	1	
15	66764	(000000-	) Housing	1	
16	67583	(000000-	) Washer, Thrust	1	
17	41073	(000000-	) Nut, Lock, Special, 2.16-18	1	
18	66691	(000000-	) Spacer,Roll Pivot	1	
19	66610	(000000-	) Spacer, Spherical Bearing	8	
20	68193	(000000-	) Bearing, Spherical	3	
Ñ	21	68627	(000000-	) Cylinder, Hyd	1
▲	22	68193	(000000-	) Bearing, Spherical	1
	23	48988	(000000-	) Nut, Hex, Jam, 1.00-14	2
	24	66448	(000000-	) Plate,Front (Spring Lift)	1
	25	43027	(000000-	) Spring, Comp Diy Work Whl Lif	1
	26	66551	(000000-	) Rod Wldt,Inner (Spring Lift)	1
	27	43046	(000000-	) Scr Hex .38 16 X 11.00	4
	28	66453	(000000-	) Stop, Rubber(Spring Lift)	1
	29	66450	(000000-	) Bracket Weldt,Mtg(Spring Lift)	1
	30	762433	(000000-	) Fitting, Hyd	2
	31	41431	(000000-	) Nut-Hx Jam 1.25-12 Pltd	1
	32	68628	(000000-	) Rod End	2

**Fig. 30 - Tracking Group**

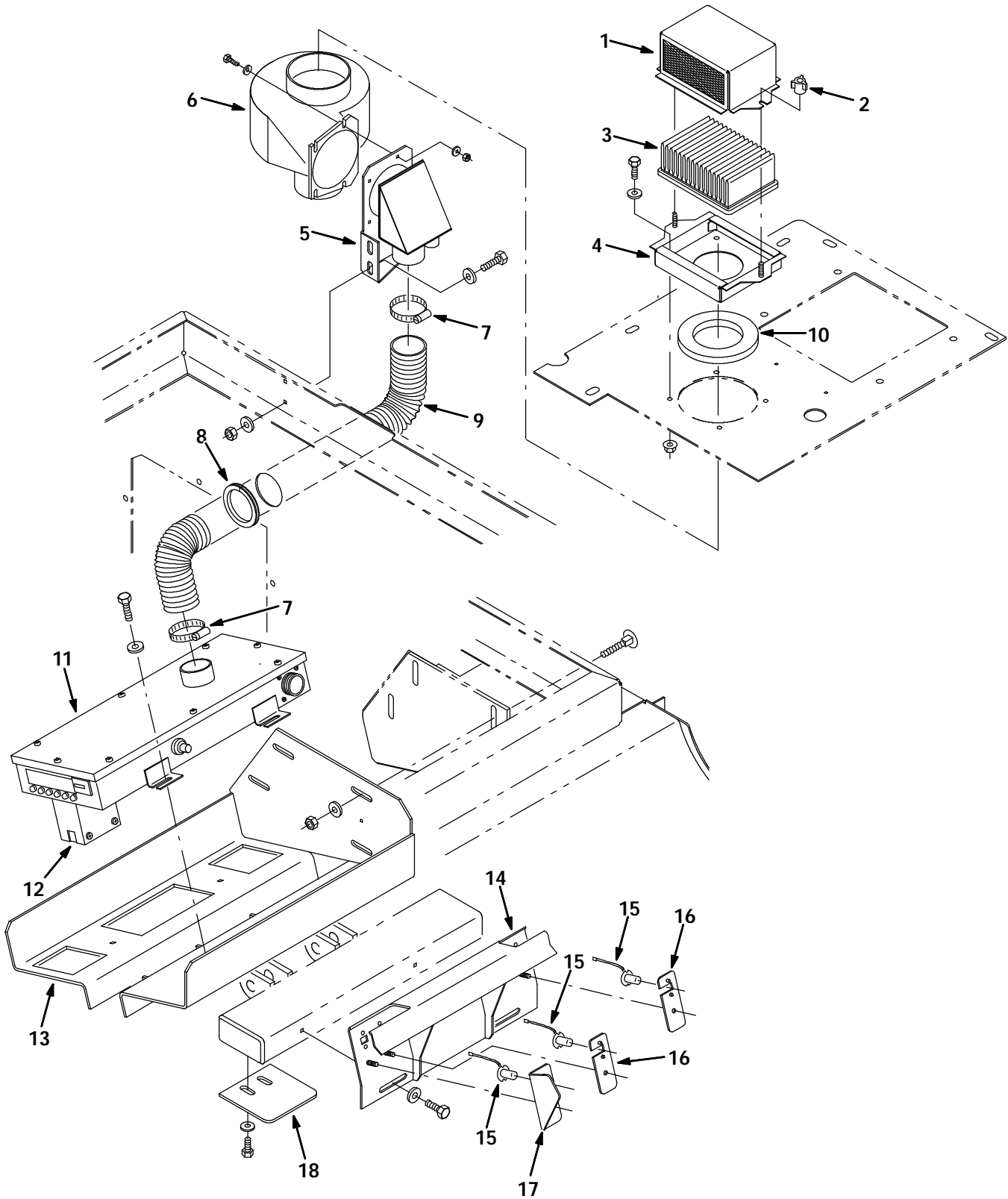


Fig. 30 - Tracking Group

Ref.	Tennant Part No.	Machine Serial Number	Description	Qty.
1	385884	(000000-	) Housing, Air Filter	1
2	370167	(000000-	) Knob 3 Prong W/ .25X20-Knob-Lok Ss Nut	2
3	370113	(000000-	) Filter, Panel, 2.3T 04.1X06.0 18 Pleats	1
4	385880	(000000-	) Cover, Air Filter	1
5	385896	(000000-	) Bracket, Fan	1
6	380911	(000000-	) Blower, Box, Control	1
7	14432	(000000-	) Clamp, Wormdrive, 1.81- 2.75D	2
8	390011	(000000-	) Molding, Trim	1
9	71418	(000000-	) Hose, Air Cleaner	1
10	390007	(000000-	) Gasket, Filter	1
11	385800	(000000-	) Box, Control, Sensing, Belt, Short	1
12	385857	(000000-	) Block Assembly, Sensor	1
13	43157	(000000-	) Mount, Box, Control	1
14	43161	(000000-	) Holder Weldment, Lamp	1
15	66529	(000000-	) Lamp	3
16	43167	(000000-	) Clamp Assembly, Tracker	2
17	390012	(000000-	) Plate, Lamp Clamp	1
18	390030	(000000-	) Plate, Reflector	1

Fig. 31 - Sand Feed Group

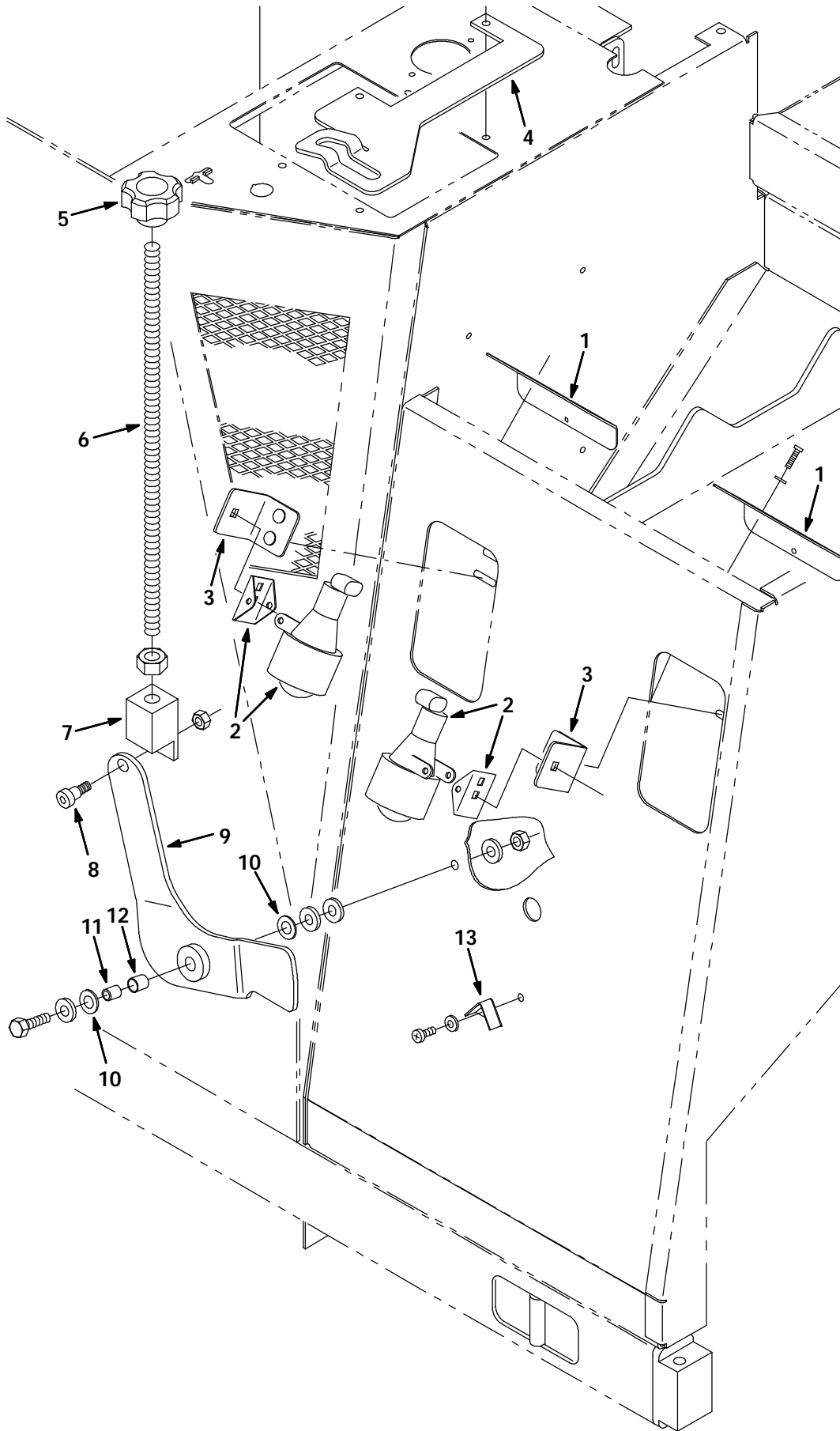
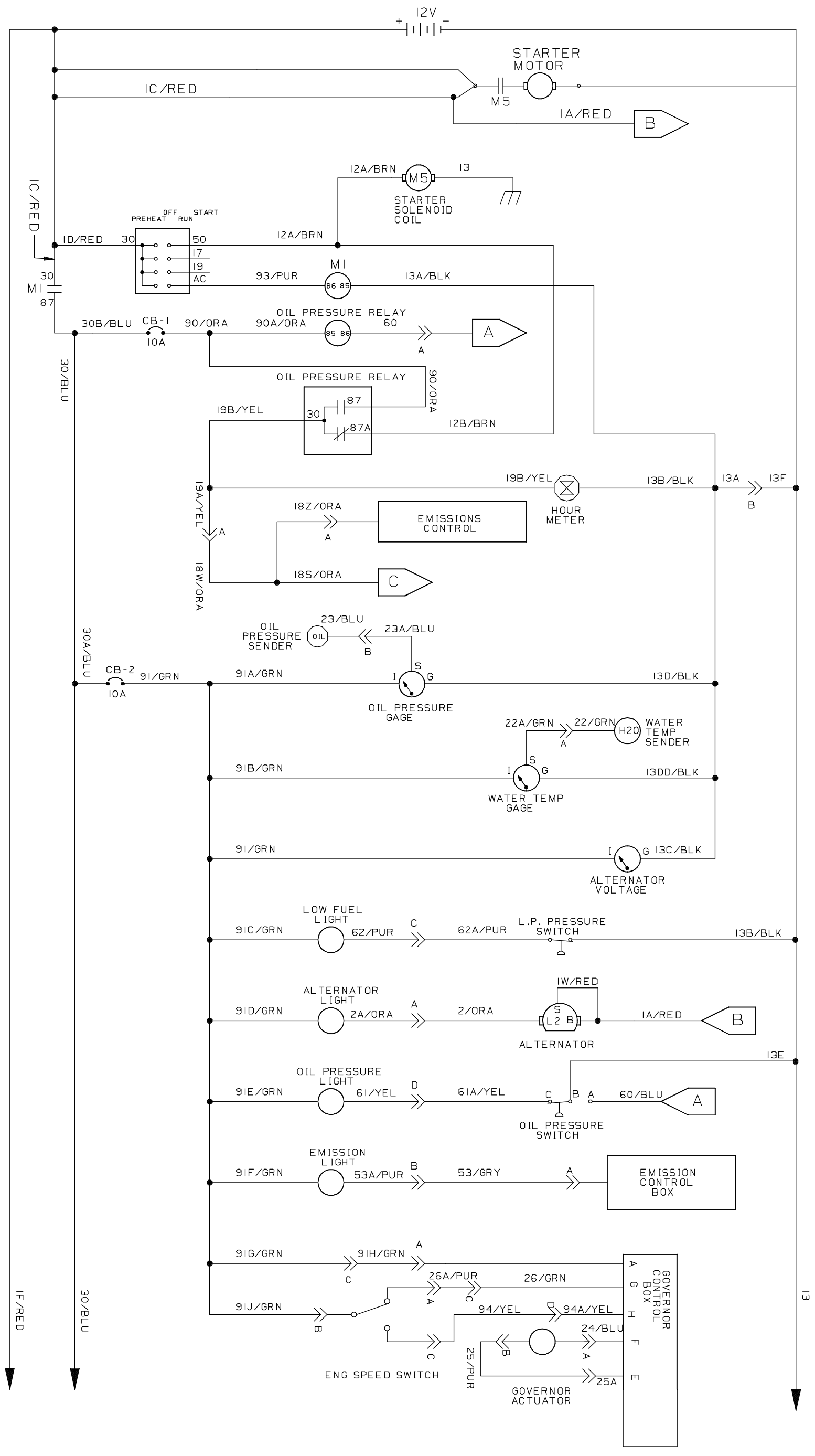


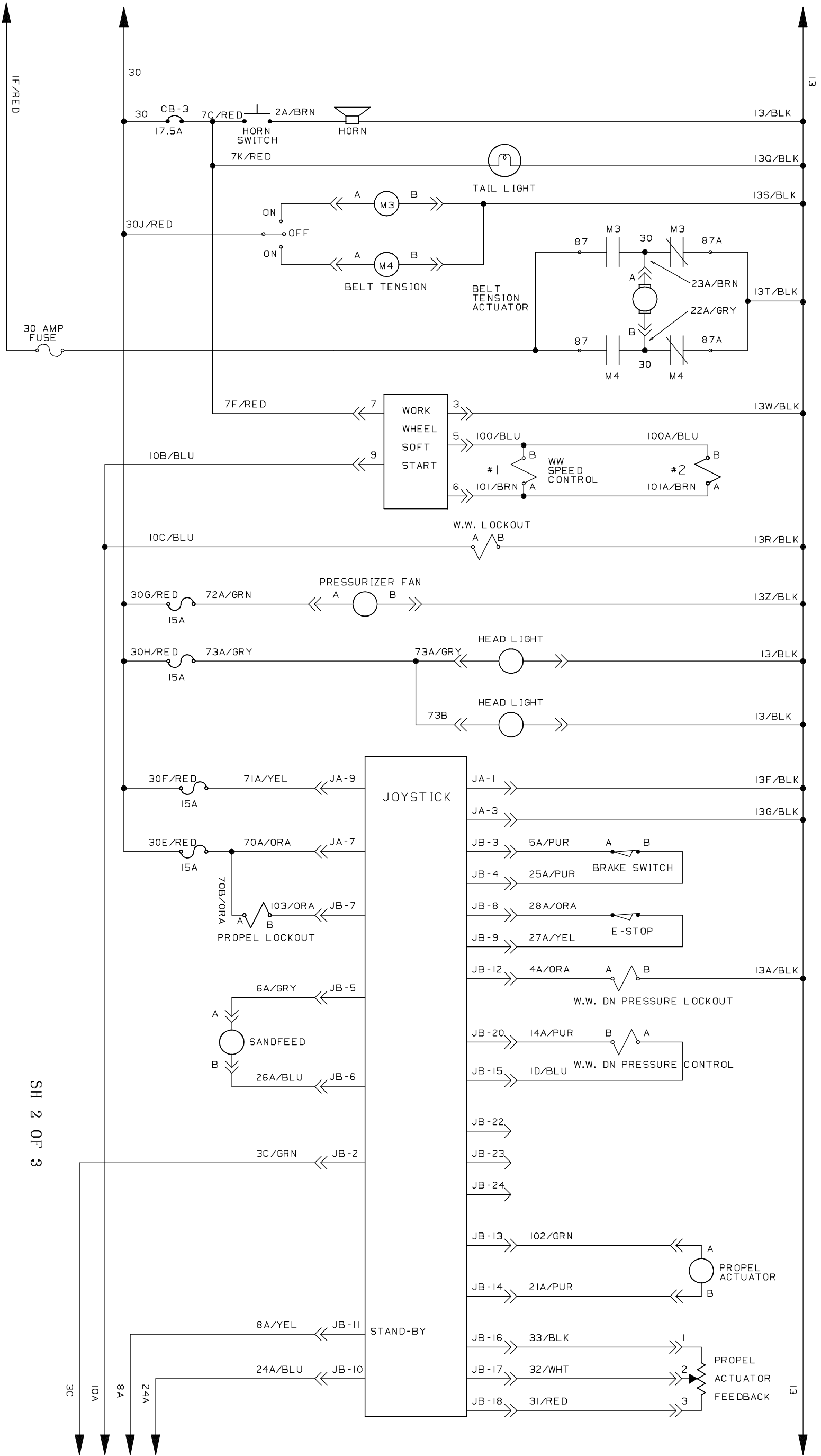
Fig. 31 - Sand Feed Group

Ref.	Tennant Part No.	Machine Serial Number	Description	Qty.
1	43613	(000000-	) Cover, Headlight	2
2	380912	(000000-	) Headlight, Position, Belt	2
3	380821	(000000-	) Bracket, Headlight	2
4	390016	(000000-	) Bracket, Support	1
5	77605	(000000-	) Knob, Plastic	1
6	390020	(000000-	) Rod, Thread	1
7	390015	(000000-	) Block	1
8	36758	(000000-	) Scr-Shld .50 Od X 0.5L .38-16	1
9	390022	(000000-	) Pivot Arm Wldt	1
10	59633	(000000-	) Bearing, Thrust 0.53B 1.00 Od 0.03W	2
11	390018	(000000-	) Sleeve, Bearing	1
12	59634	(000000-	) Bushing, Sleeve 0.50B 0.59D 0.62L	1
13	390025	(000000-	) Angle, Hopper	1

Fig. 32 - Electrical Schematic



SH 1 OF 3



SH 2 OF 3

Fig. 32 - Electrical Schematic

STANDARD PARTS

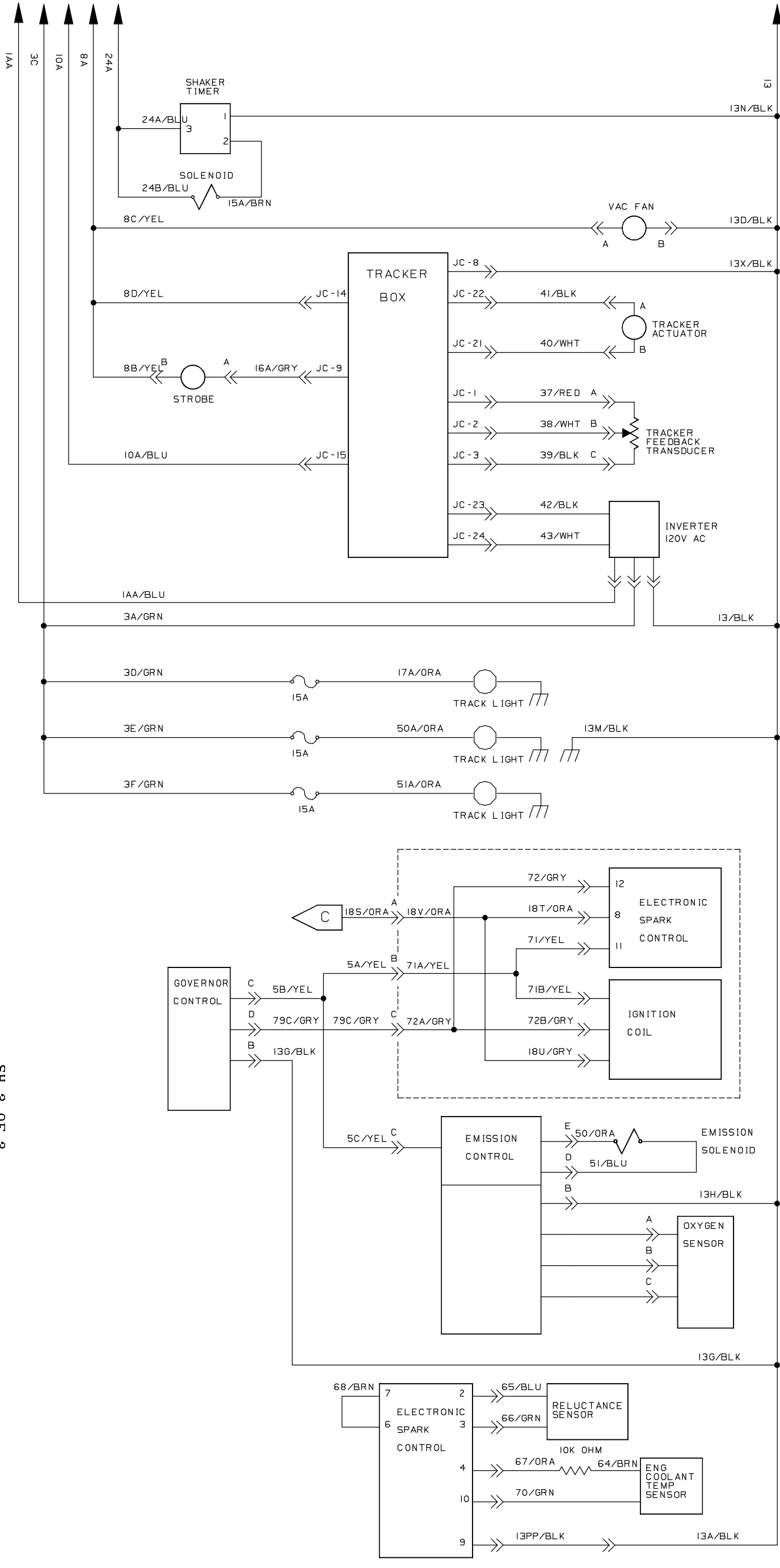


Fig. 32 - Electrical Schematic

SH 3 OF 3



Fig. 33 - Wire Harnesses Group

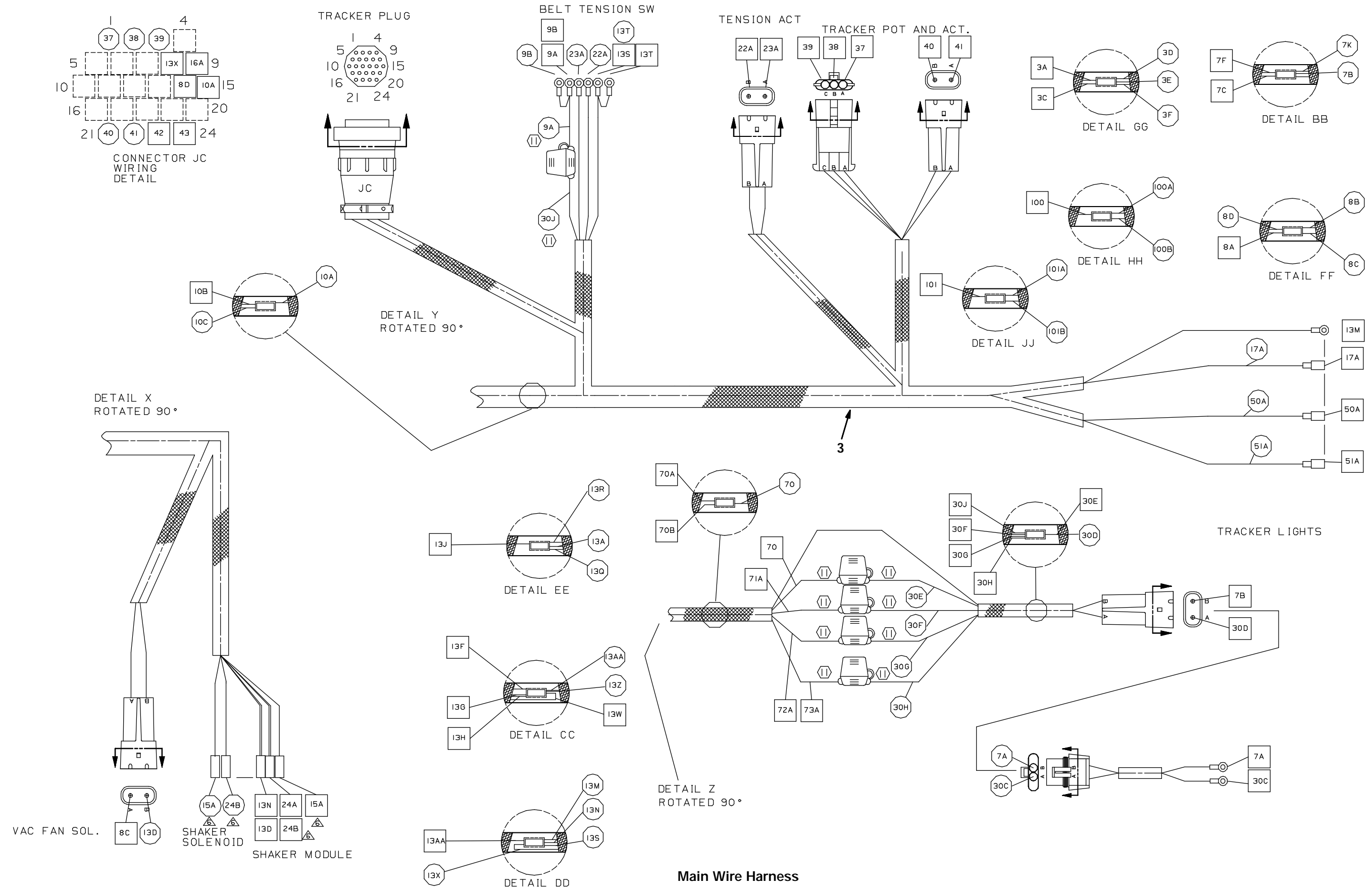


Fig. 33 - Wire Harnesses Group

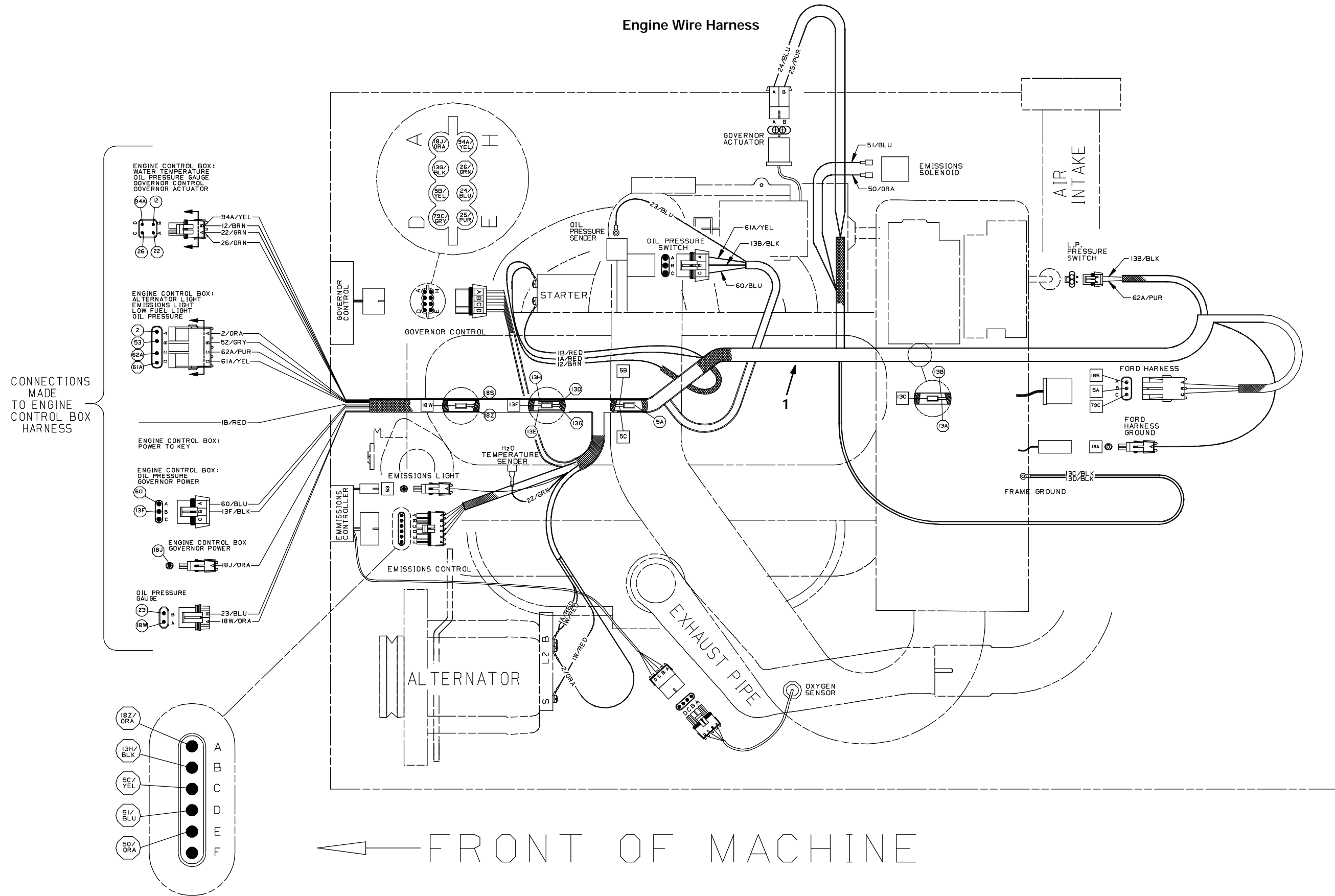
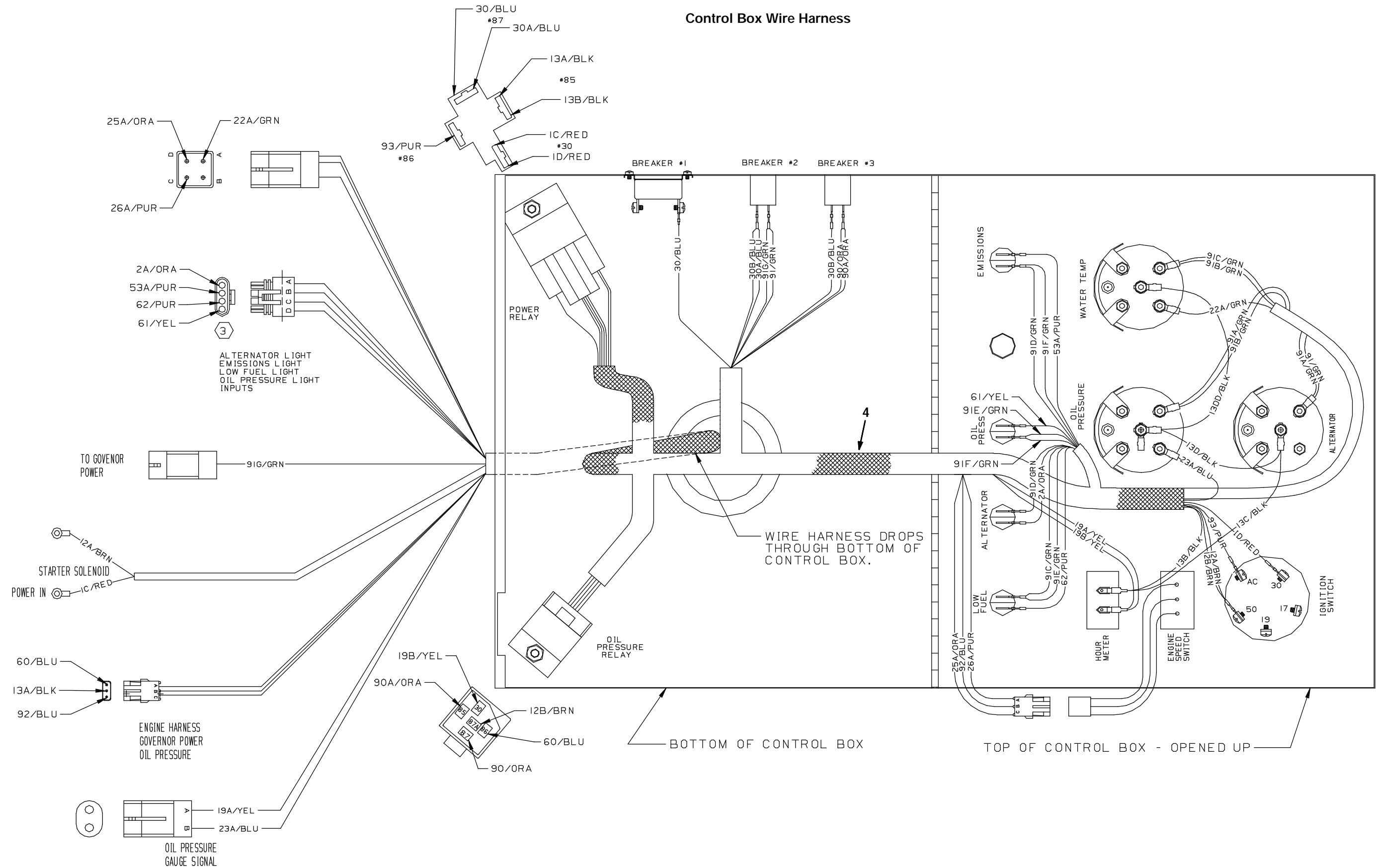
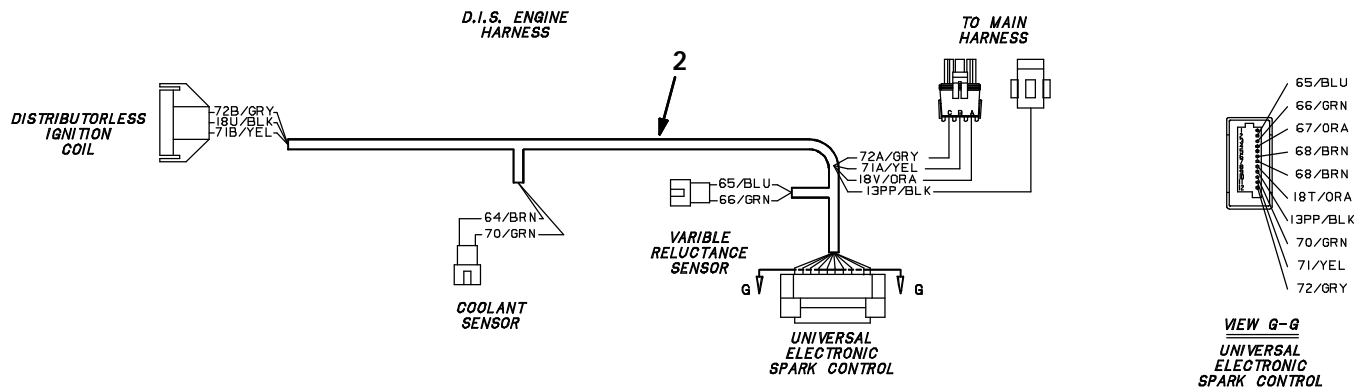


Fig. 33 - Wire Harnesses Group



**Fig. 33 - Wire Harnesses Group  
Ignition Wire Harness**



351253-351249-351250-351251-351252

Ref.	Tennant Part No.	Machine Serial Number	Description	Qty.
1	380906	(000000- )	Harness, Engine	1
2	71459	(000000- )	Harness, Engine Vsg411/413	1
3	380969	(000000- )	Harness, Main	1
4	381378	(000000- )	Harness, Eng Control Box	1



Fig. 34 - Hydraulic Schematic

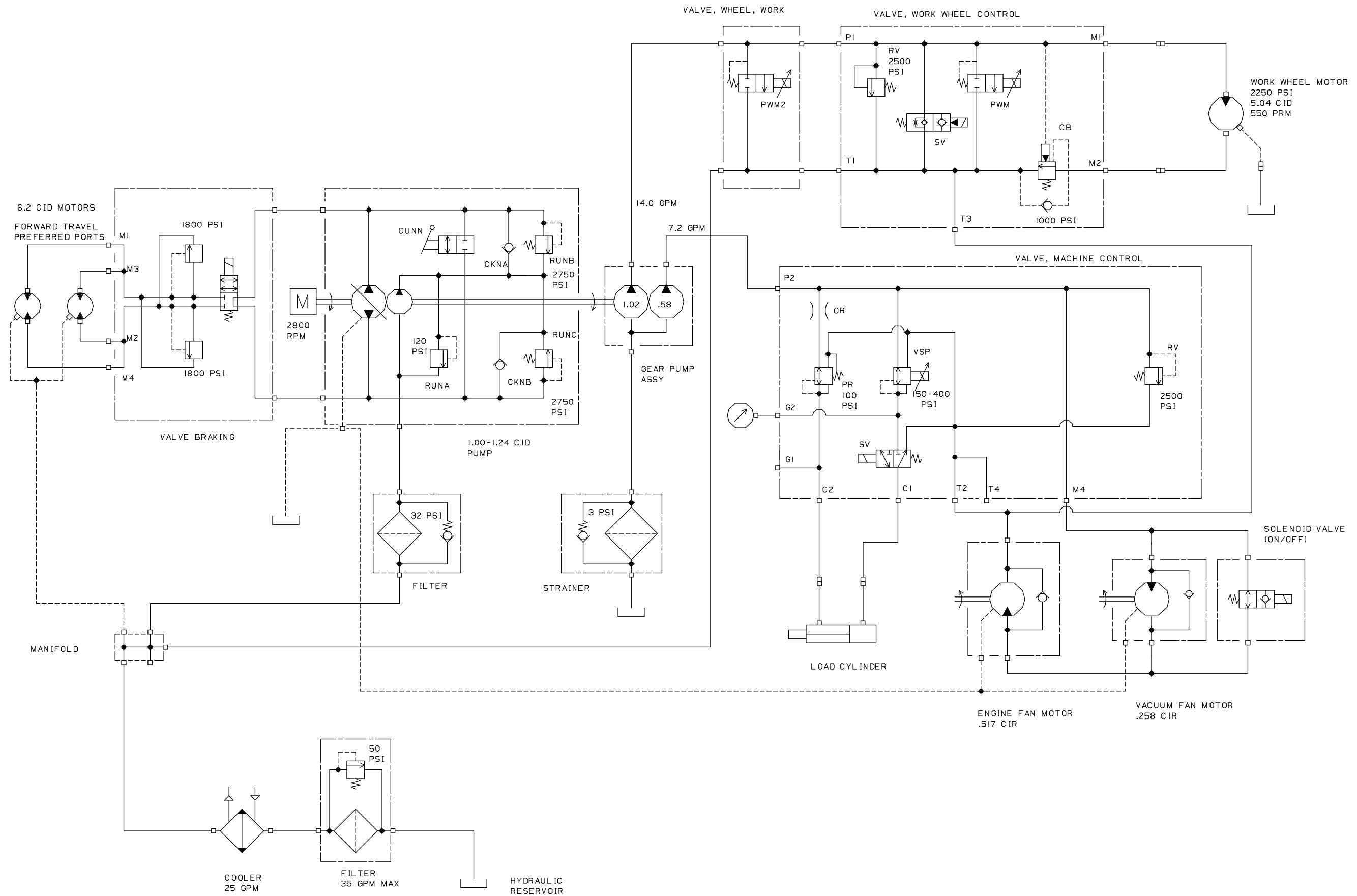


Fig. 35 - Hydraulic Hose Group

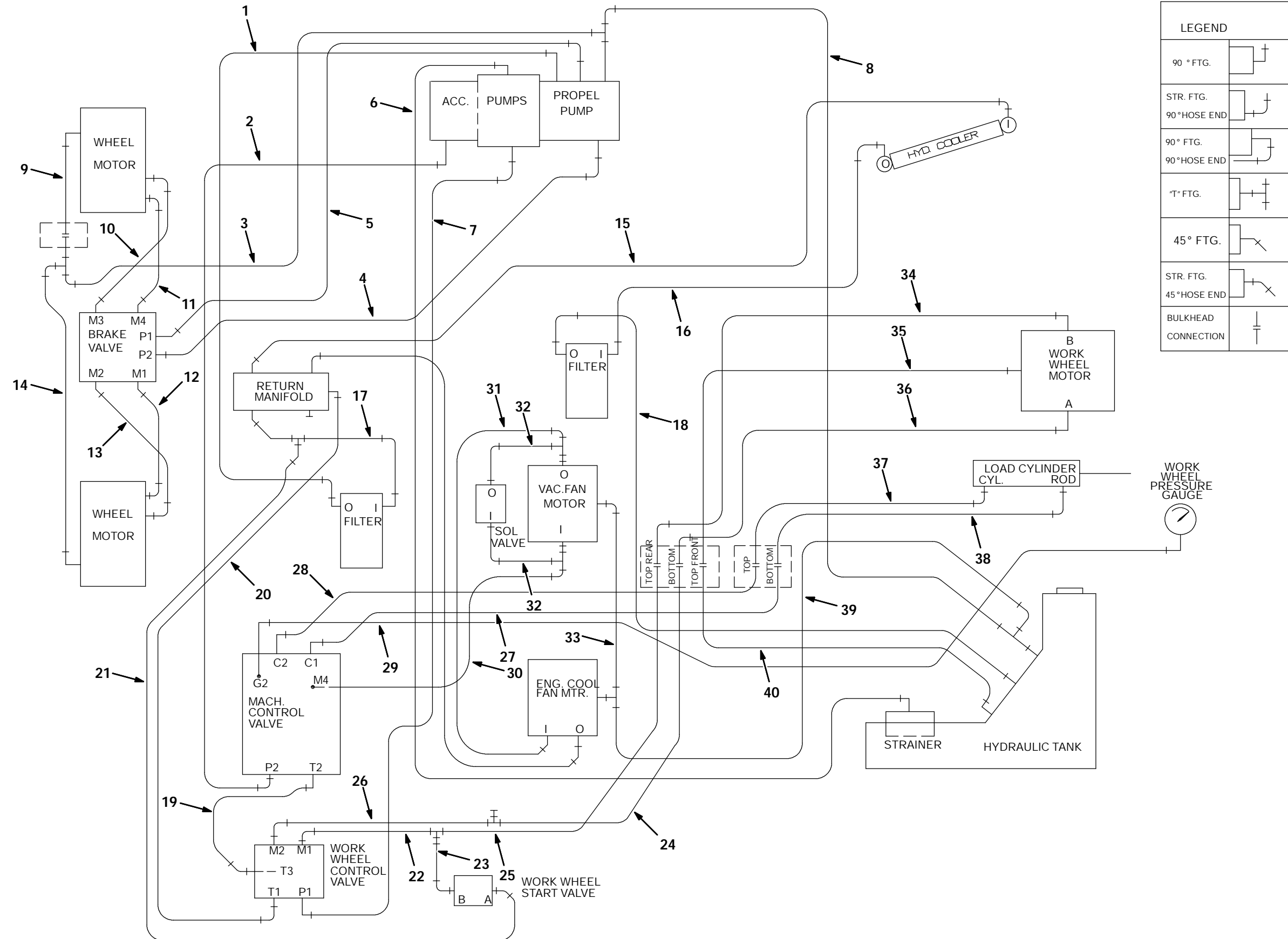


Fig. 35 - Hydraulic Hose Group

Ref.	Tennant Part No.	Machine Serial Number	Description	Qty.
1	381311	(000000-	) Hose, Hyd	1
2	381320	(000000-	) Hose, Hyd	1
3	381328	(000000-	) Hose, Hyd	1
4	381305	(000000-	) Hose, Hyd	1
5	381306	(000000-	) Hose, Hyd	1
6	381330	(000000-	) Hose, Hyd	1
7	381327	(000000-	) Hose, Hyd	1
8	381307	(000000-	) Hose, Hyd	1
9	381302	(000000-	) Hose, Hyd	1
10	381301	(000000-	) Hose, Hyd	1
11	381300	(000000-	) Hose, Hyd	1
12	381303	(000000-	) Hose, Hyd	1
13	381304	(000000-	) Hose, Hyd	1
14	381329	(000000-	) Hose, Hyd	1
15	381313	(000000-	) Hose, Hyd	1
16	381314	(000000-	) Hose, Hyd	1
17	381315	(000000-	) Hose, Hyd	1
18	381312	(000000-	) Hose, Hyd	1
19	381321	(000000-	) Hose, Hyd	1
20	381324	(000000-	) Hose, Hyd	1
21	385850	(000000-	) Hose, Hyd	1
22	385836	(000000-	) Hose, Hyd	1
23	385817	(000000-	) Hose, Hyd	1
24	381309	(000000-	) Hose, Hyd	1
25	381308	(000000-	) Hose, Hyd	1
26	385818	(000000-	) Hose, Hyd	1
27	381317	(000000-	) Hose, Hyd	1
28	381316	(000000-	) Hose, Hyd	1
29	79866	(000000-	) Hose, Hyd	1
30	381322	(000000-	) Hose, Hyd	1
31	381323	(000000-	) Hose, Hyd	1
33	381325	(000000-	) Hose, Hyd	1
34	381334	(000000-	) Hose, Hyd	1
35	381333	(000000-	) Hose, Hyd	1
36	381335	(000000-	) Hose, Hyd	1
37	381331	(000000-	) Hose, Hyd	1
38	381332	(000000-	) Hose, Hyd	1
39	381326	(000000-	) Hose, Hyd	1
40	381310	(000000-	) Hose, Hyd	1

Fig. 36 - Hydraulic Pumps and Filters Group

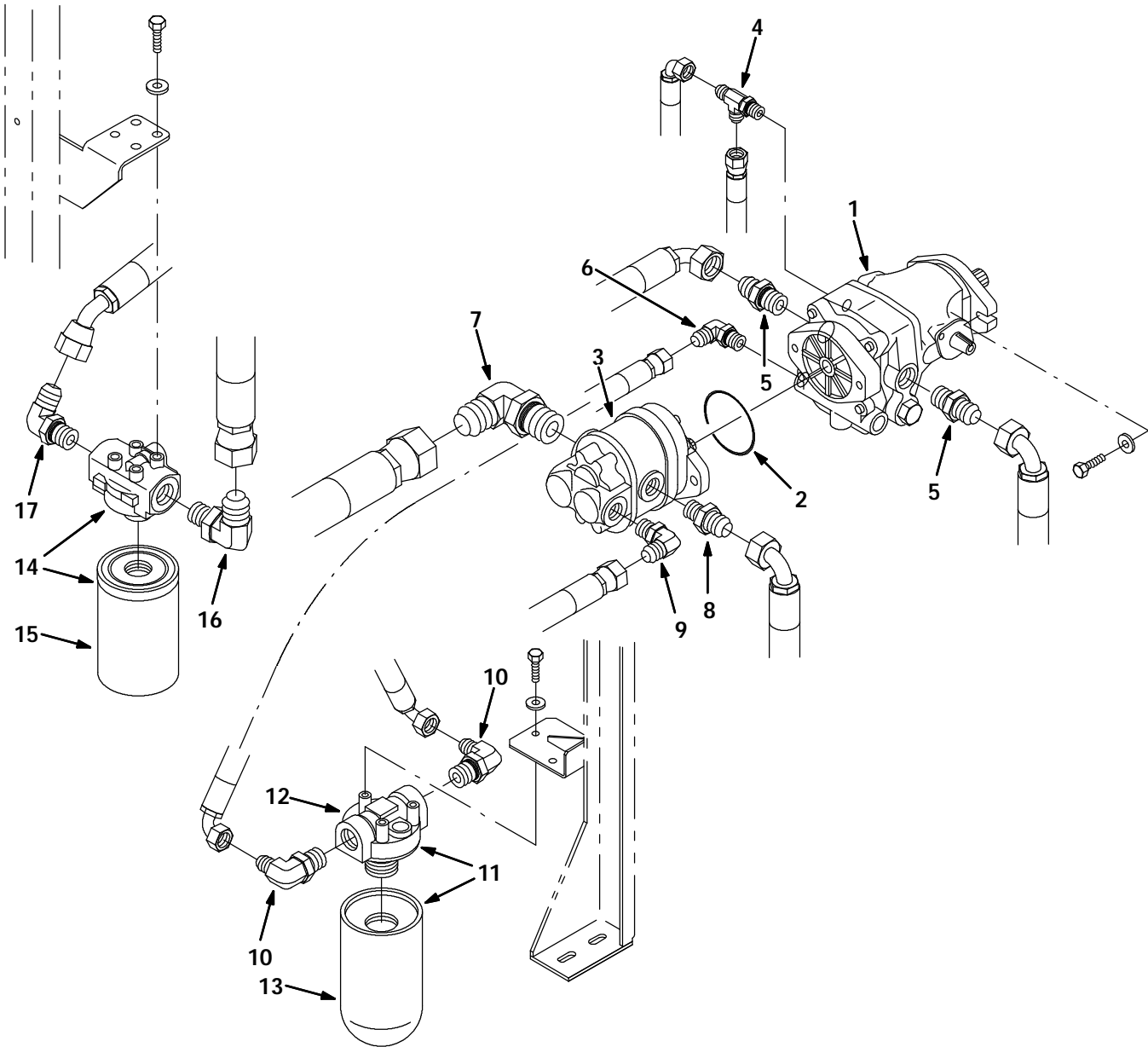


Fig. 36 - Hydraulic Pumps and Filters Group

Ref.	Tennant Part No.	Machine Serial Number	Description	Qty.
1	79768	(000000-	) Pump, Hyd (See Breakdowns)	1
2	65145-1	(000000-	) Seal, Oring	1
3	385847	(000000-	) Pump, Hyd	1
4	762434	(000000-	) Fitting, Hyd	1
5	79868	(000000-	) Ftg,Hyd	2
6	762446	(000000-	) Fitting, Hyd	1
7	762484	(000000-	) Fitting-Hyd	1
8	381347	(000000-	) Ftg-Hyd	1
9	762464	(000000-	) Fitting, Hyd	1
10	762462	(000000-	) Fitting, Hyd	2
Ñ	11 67718	(000000-	) Filter, Oil, Hyd	1
▲	12 67718-1	(000000-	) Filter Head,Oil,	1
▲	13 67718-2	(000000-	) Element, Filter, Oil	1
Ñ	14 10664	(000000-	) Filter, Oil, Hyd	1
▲	15 65221	(000000-	) Element, Filter	1
16	381337	(000000-	) Ftg-Hyd	1
17	762492	(000000-	) Fitting, Hyd	1

Fig. 37 - Pump Actuator Group

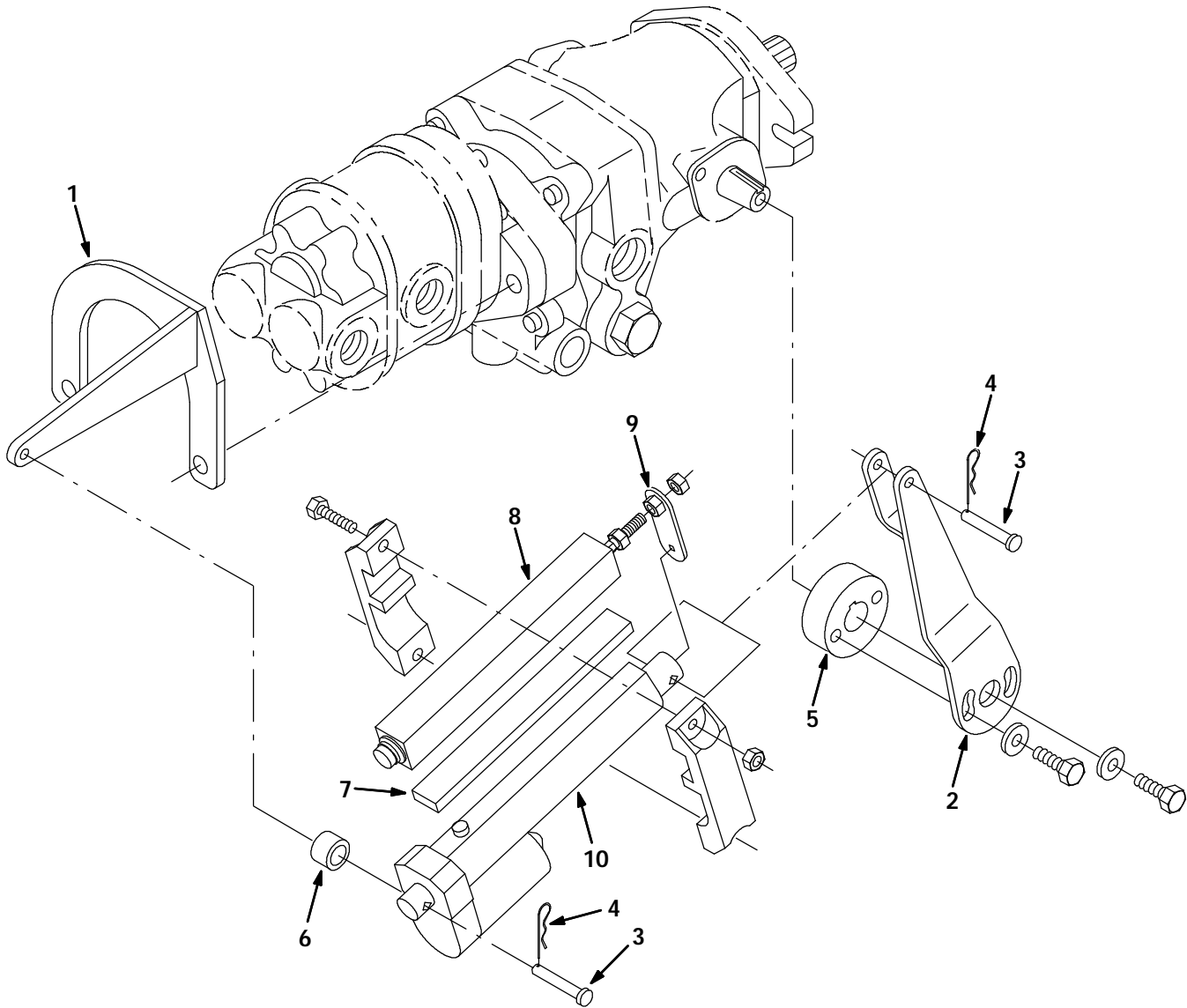


Fig. 37 - Pump Actuator Group

Ref.	Tennant Part No.	Machine Serial Number	Description	Qty.
1	42692	(000000-	) Bracket Weldment, Pump Act	1
2	42693	(000000-	) Lever Weldment, Pump Control	1
3	04733-4	(000000-	) Pin, Clevis	2
4	08085	(000000-	) Pin, Hair Cotter	2
5	42694	(000000-	) Hub, Pump Lever	1
6	57389	(000000-	) Tube	1
Ñ	385824	(000000-	) Actuator Assy	1
▲	7 66869	(000000-	) Isolator, Pot To Actuator	1
▲	8 66379	(000000-	) Transducer, Linear-4 In	1
▲	9 66876	(000000-	) Adapter, Pot To Actuator	1
▲	10 66370	(000000-	) Actuator Propel Control	1
▲	10917	(000000-	) Seal, Connector	2
▲	10918	(000000-	) Connector	1
▲	10919	(000000-	) Terminal, Male	2

Fig. 38 - Hydraulic Reservoir Group

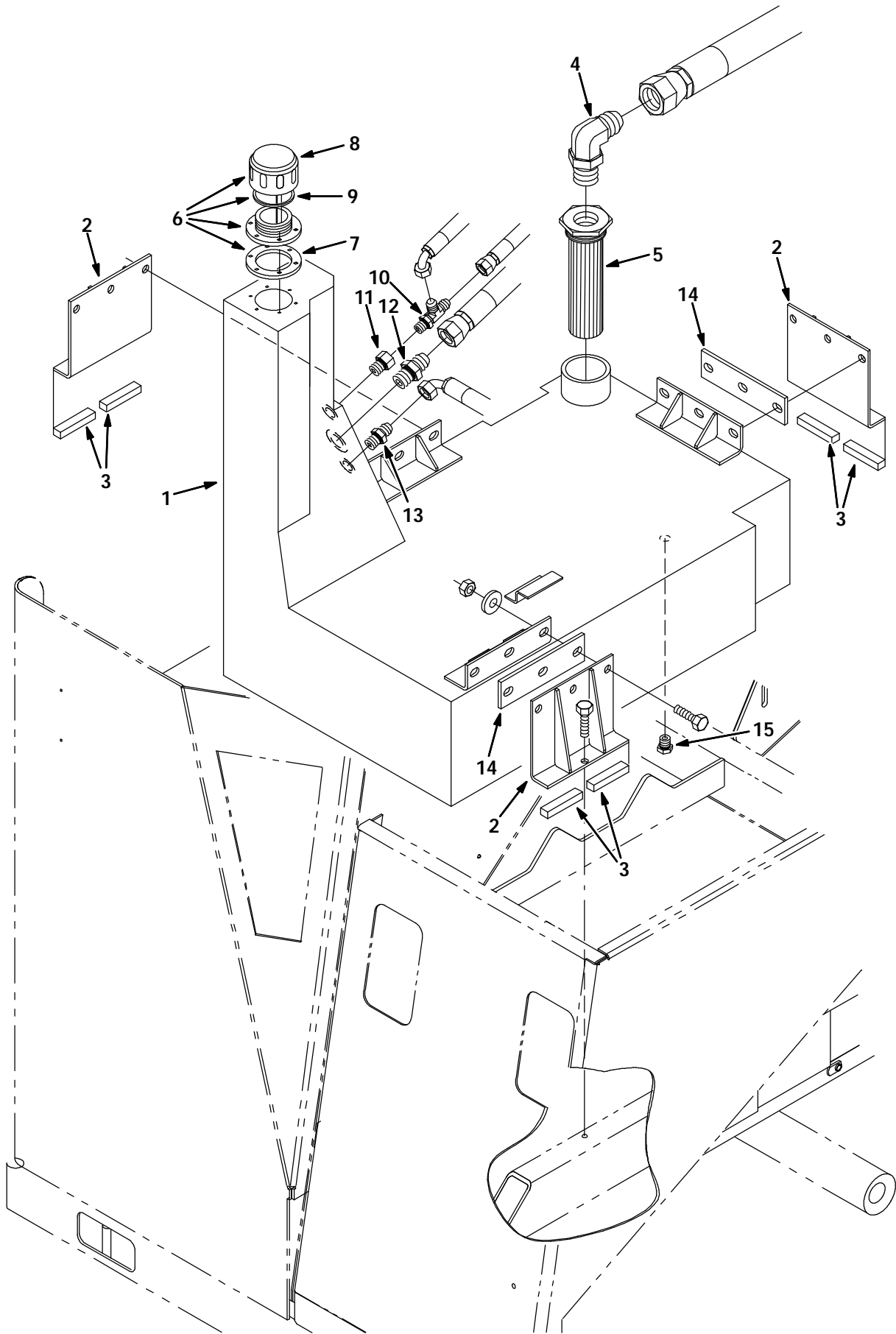


Fig. 38 - Hydraulic Reservoir Group

Ref.	Tennant Part No.	Machine Serial Number	Description	Qty.
1	385822	(000000-	) Reservoir, Hyd	1
2	69393	(000000-	) Brkt Wldt, Hyd Reservoir Supt	3
3	69394	(000000-	) Isolator, Rubber, Hyd Resvr	6
4	380879	(000000-	) Fitting, Suc, Hyd	1
5	31613	(000000-	) Strainer-Hyd Suction	1
Ñ	6 66429	(000000-	) Breather, Hyd Filler Dip	1
▲	7 61288	(000000-	) Gasket	1
▲	8 25121	(000000-	) Breather, Hyd Cap	1
▲	9 70006	(000000-	) Gasket, Cap, Hyd	1
10	762434	(000000-	) Fitting, Hyd	1
11	762496	(000000-	) Fitting, Hyd, Str	1
12	767410	(000000-	) Ftg-Hyd	1
13	762445	(000000-	) Fitting, Hyd	1
14	381377	(000000-	) Spacer, Tank, Hyd	2
15	46482	(000000-	) Ftg-Hyd Plug Om06	1

**Fig. 39 - Hydraulic Control Valves Group**

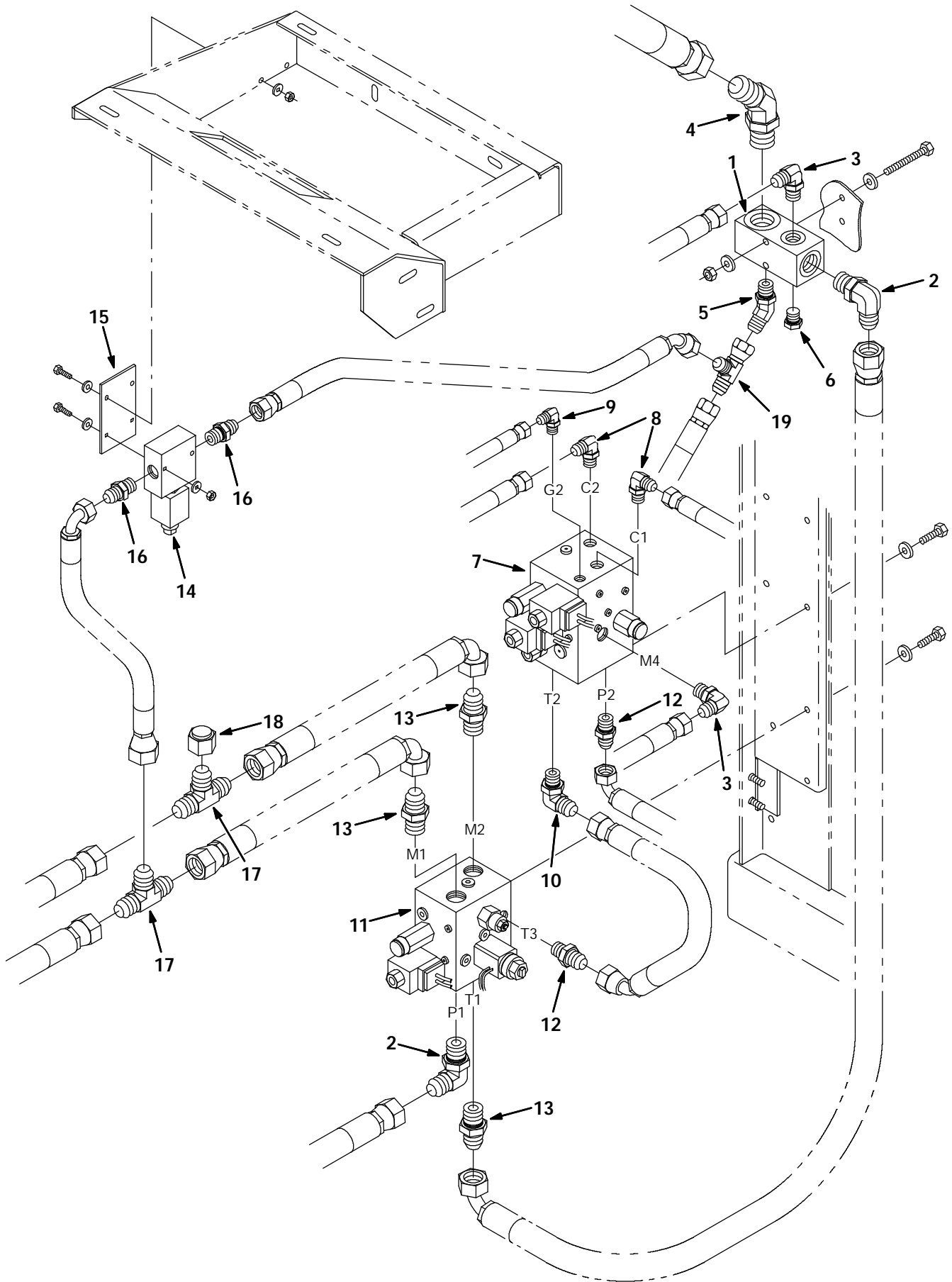


Fig. 39 - Hydraulic Control Valves Group

Ref.	Tennant Part No.	Machine Serial Number	Description	Qty.
1	73108	(000000-	) Manifold, Hyd, Collector	1
2	762492	(000000-	) Fitting, Hyd	2
3	762446	(000000-	) Fitting, Hyd	2
4	79871	(000000-	) Ftg-Hyd	1
5	381336	(000000-	) Ftg-Hyd	1
6	46482	(000000-	) Fitting, Hyd, Plug	1
7	381386	(000000-	) Manifold, Control, Hyd	1
8	762432	(000000-	) Fitting, Hyd	2
9	762427	(000000-	) Fitting, Hyd, Elbow	1
10	380998	(000000-	) Ftg-Hyd	1
11	43024	(000000-	) Block, Valve, Wheel, Work	1
12	762467	(000000-	) Fitting, Hyd	2
13	79868	(000000-	) Ftg, Hyd	3
14	385815	(000000-	) Valve, Wheel, Work	1
15	385816	(000000-	) Bracket, Valve, Wheel, Work	1
16	762445	(000000-	) Fitting, Hyd	2
17	385835	(000000-	) Ftg-Hyd	2
18	385852	(000000-	) Cap, Hyd	2
19	762447	(000000-	) Fitting, Hyd	1



# **SECTION 3**

<b>CONTENTS</b>	<b>PAGE</b>
Fig. 1 - Hydraulic Piston Pump Breakdown, 79768 .....	3-2
Fig. 2 - Hydraulic Solenoid Valve Breakdown, 65391 .....	3-4
Fig. 3 - Hydraulic Motor Breakdown, 77101 .....	3-5
Fig. 4 - Hydraulic Motor Breakdown, 63542 .....	3-6

**Fig. 1 - Hydraulic Piston Pump Breakdown, 79768**

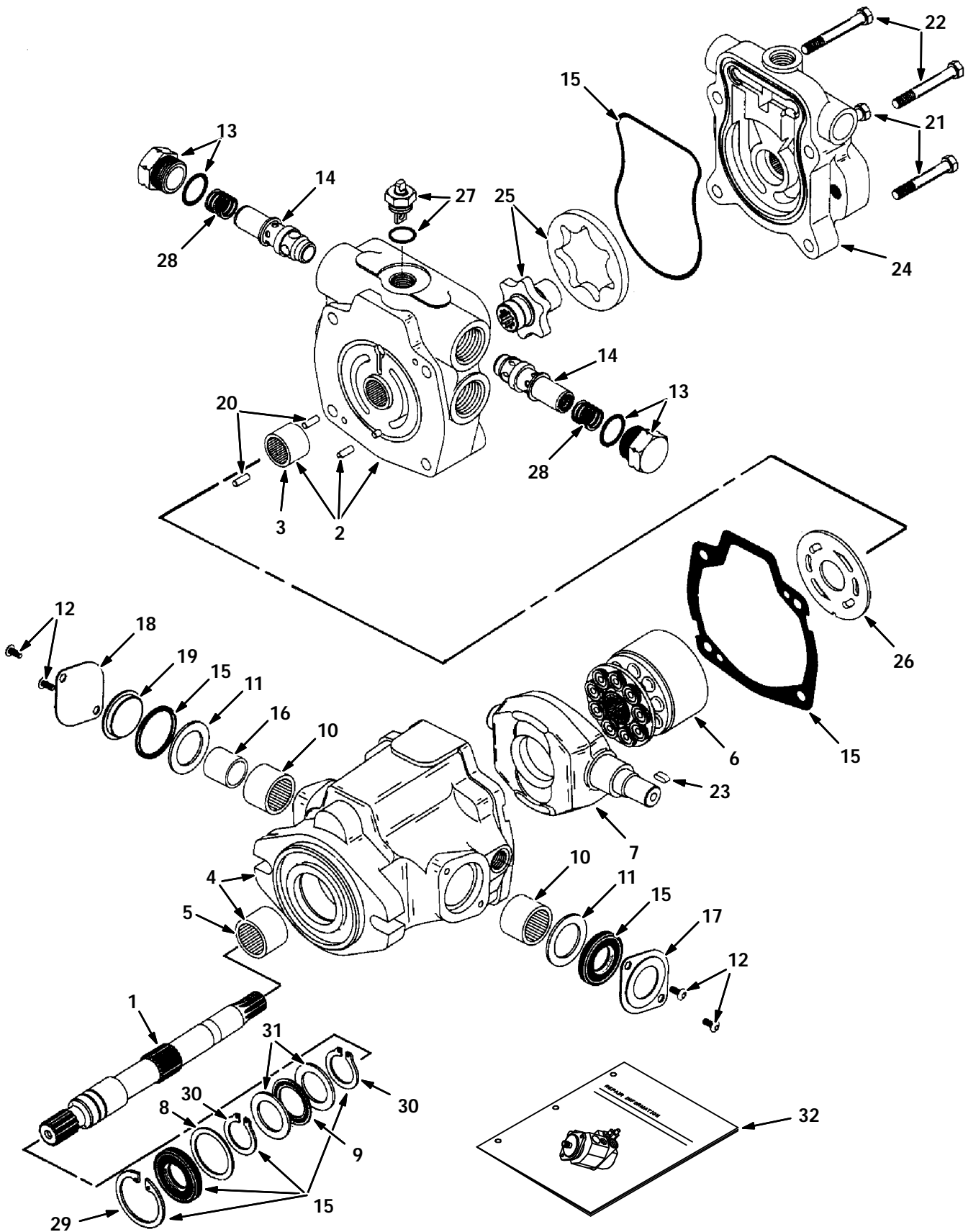
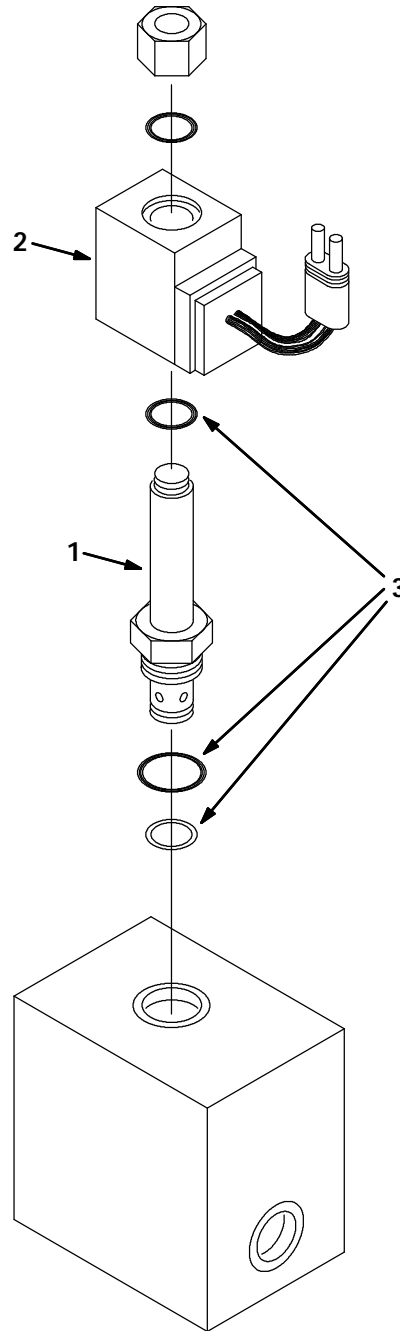


Fig. 1 - Hydraulic Piston Pump Breakdown, 79768

	Ref.	Tenant Part No.	Manufacturer Serial Number	Description	Qty.
Ñ		79768	(000000-	) Pump, Hyd Piston V 1.24 R 2750	1
▲	1	55931	(000000-	) Pump Driveshaft	1
▲Ñ	2	70094	(000000-	) Backplate Assy Ce	1
▲▲	3	55937	(000000-	) Roller Bearing	1
▲Ñ	4	70095	(000000-	) Pump Housing Asy Ce	1
▲▲	5	55939	(000000-	) Roller Bearing	1
▲	6	02706	(000000-	) Rotating Kit	1
▲	7	57897	(000000-	) Camplate Ce	1
▲	8	70096	(000000-	) Washer Ce	1
▲	9	74225	(000000-	) Bearing, Thrust	1
▲	10	02709	(000000-	) Bearing Cam	2
▲	11	70097	(000000-	) Washer Ce	2
▲	12	61891	(000000-	) Screws	4
▲	13	74230	(000000-	) Plug Assembly	2
▲	14	02650	(000000-	) Valve-Relief 2750 PSI	2
▲	15	70103	(000000-	) Seal Kit, Pump Ce	1
▲	16	02705	(000000-	) Race, Inner Bearing	1
▲	17	52386	(000000-	) Cover	1
▲	18	70098	(000000-	) Cover, Trunion Ce	1
▲	19	70099	(000000-	) Cover, O-Ring Ce	1
▲	20	70100	(000000-	) Pin, Dowel Ce	2
▲	21	74235	(000000-	) Scr Hex .31-18X3.25	2
▲	22	70101	(000000-	) Screw, Cap	2
▲	23	74237	(000000-	) Key	1
▲	24	55930	(000000-	) Pump Adaptor Assy	1
▲	25	55932	(000000-	) Geroter & Coupler	1
▲	26	74180	(000000-	) Plate, Valve Ce	1
▲	27	74469	(000000-	) Valve, Dump	1
▲	28	74229	(000000-	) Spring	2
▲	29	55926	(000000-	) Retaining Ring	1
▲	30	55925	(000000-	) Retaining Ring	2
▲	31	74226	(000000-	) Race, Bearing	2
	32	74248	(000000-	) Repair Info	1

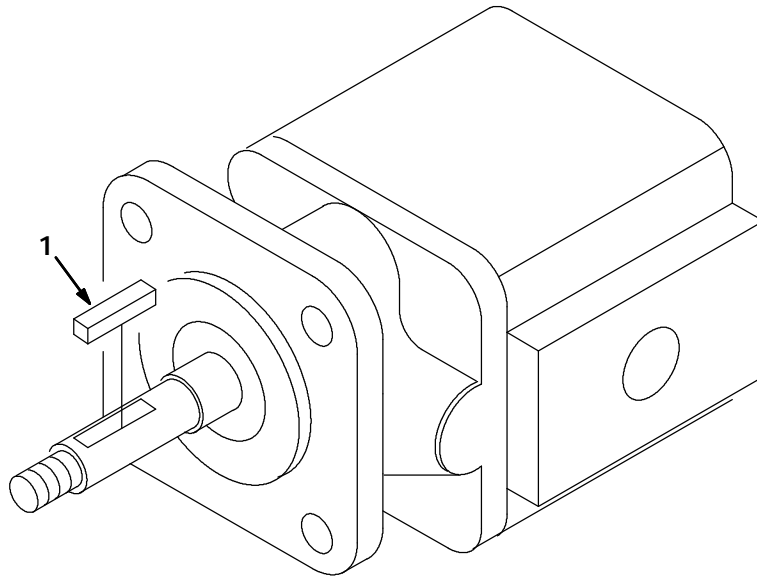
**Fig. 2 - Hydraulic Solenoid Valve Breakdown, 65391**



07638-07639

	<b>Ref.</b>	<b>Tennant Part No.</b>	<b>Manufacturer Serial Number</b>	<b>Description</b>	<b>Qty.</b>
Ñ		65391	(000000-	) Valve-Hyd, Solenoid	1
▲	1	61927	(000000-	) Valve Stem N.O.	1
▲	2	35493	(000000-	) Coil 12Vdc	1
▲	3	48813	(000000-	) Seal Kit, One Cart	1

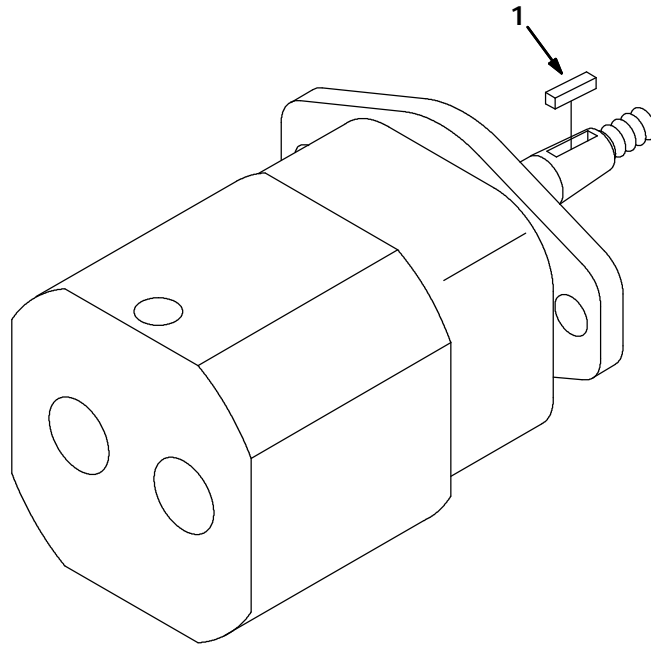
**Fig. 3 - Hydraulic Motor Breakdown, 77101**



02613-09664

	<b>Ref.</b>	<b>Tennant Part No.</b>	<b>Manufacturer Serial Number</b>	<b>Description</b>	<b>Qty.</b>
Ñ		77101	(000000- )	Mtotor, Hydraulic	1
▲	1	00966	(000000- )	Key, Square	1
▲		SK2561	(000000- )	Seal Kit	1

**Fig. 4 - Hydraulic Motor Breakdown, 63542**



07631-10556

	<b>Ref.</b>	<b>Tennant Part No.</b>	<b>Manufacturer Serial Number</b>	<b>Description</b>	<b>Qty.</b>
N		63542	(000000-	) Mtotor, Hydraulic	1
▲	1	00960	(000000-	) Key, Square	1
▲		74233	(000000-	) Seal Kit, Hyd Mtr Gear	1

## SECTION 4

CONTENTS	PAGE
Fig. 1 - Cylinder Head, Valves Group .....	4-2
Fig. 2 - Cylinder Block Group .....	4-4
Fig. 3 - Camshaft and Valve Control Group .....	4-6
Fig. 4 - Crankshaft and Piston Group .....	4-8
Fig. 5 - Oil Pump and Oil Pan Group .....	4-10
Fig. 6 - Manifold Group .....	4-12
Fig. 7 - Front Cover Assembly Group .....	4-13
Fig. 8 - Water Pump Group .....	4-14
Fig. 9 - Distributorless Ignition Group .....	4-15
Fig. 10 - Gaskets Group .....	4-16
Fig. 11 - Flywheel Group .....	4-17

Fig. 1 - Cylinder Head, Valves Group

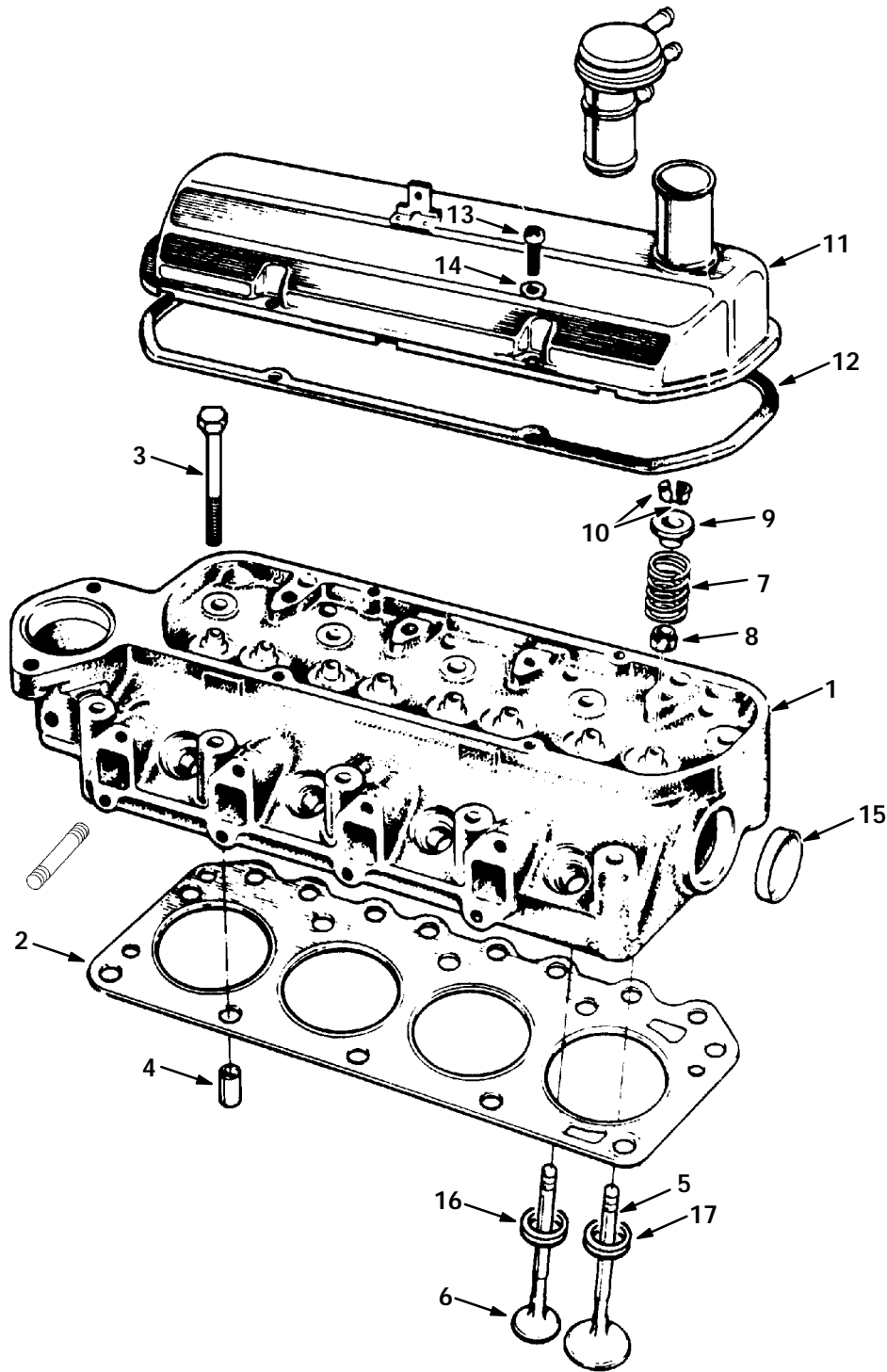


Fig. 1 - Cylinder Head, Valves Group

Ref.	Tennant Part No.	Ford Part Number	Description	Qty.
1	36279	89BM-6049-DD	Head Assembly, Cylinder	1
2	36281	89BM-6051-C2B	Gasket, Cylinder Head	1
3	36297	89BM-6065-DA	Bolt, Cylinder Head	10
4	36298	E840126-S	Dowel, Cylinder Head to Block	2
5	36300	89BM-6507-BA	Valve, Intake, Std	-
6	36307	89BM-6505-CA	Valve, Exhaust, Std	4
7	36315	89BM-6513-AA	Spring, Valve	8
8	61538	88WM-6571-BB	Seal, Valve Stem	8
9	36318	89BM-6A536-AA	Retainer	8
10	36319	88WM-6518-AA	Lock, Valve Spring	16
11	36321	89BM-6582-AA	Cover, Rocker Arm	1
12	07705	77BM-6584-CA	Gasket, Rocker Arm Cover	1
13	36324	E800516-S72	Screw, Rocker Cover to Head	4
14	36325	E630024-S201	Washer, Flat, 6 mm	4
15	37313	DORY-6026-A	Plug	1
16	36330	89BM-6057-A2E	Insert, Exhaust Valve Seat	4
17	36331	89BM-6056-A1G	Insert, Intake Valve Seat	4

Fig. 2 - Cylinder Block Group

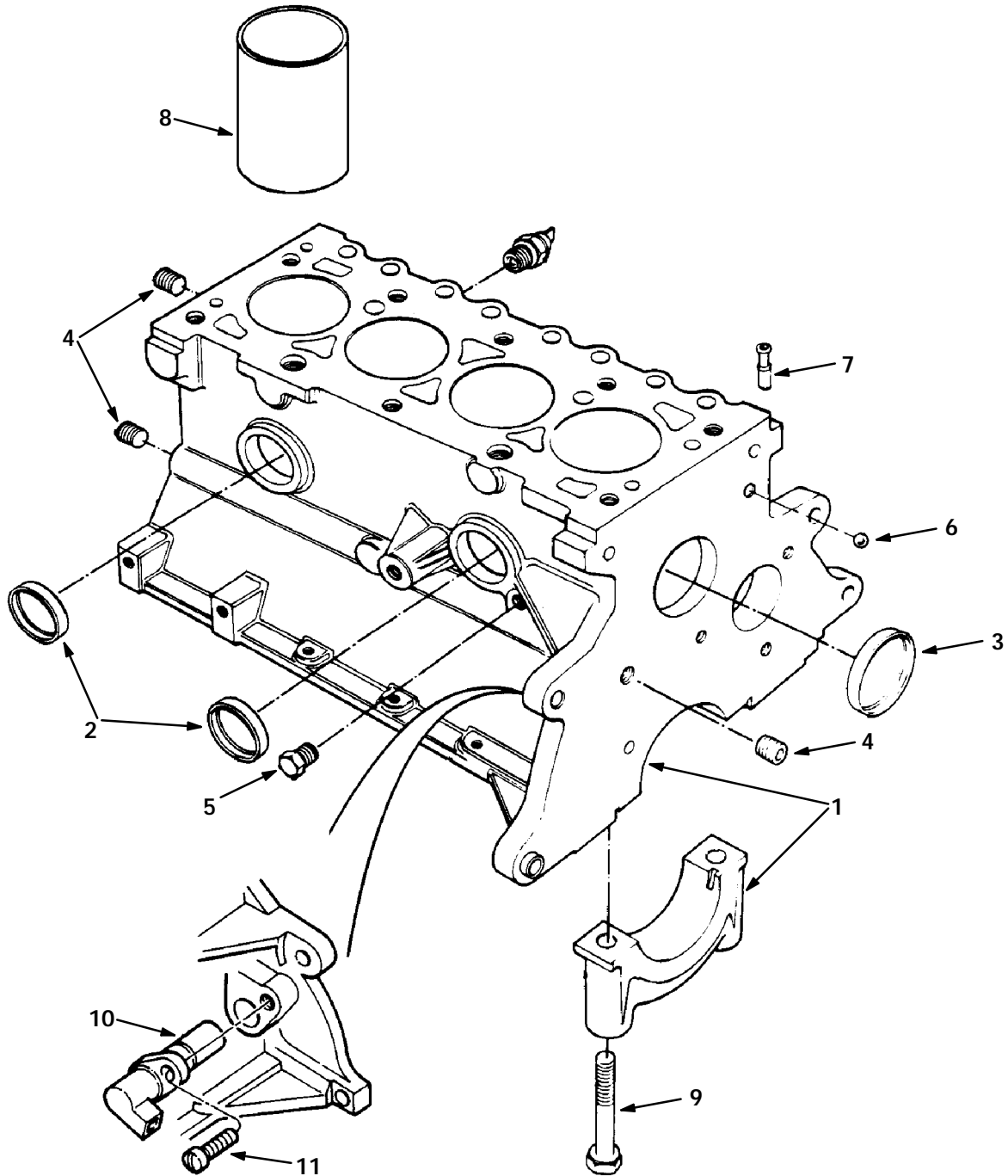


Fig. 2 - Cylinder Block Group

	Ref.	Tennant Part No.	Ford Part Number	Description	Qty.
Ñ	1	36264	89BM-6011-DA	Block, Cylinder, With Crank, Piston, Rings, etc.	1
▲		36263	89BM-6010-FA	Block, Cylinder	1
	2	37313	DORY-6026-A	Plug	2
	3	36267	D8RZ-6026-A	Plug	1
	4	36268	F1ZZ-6026-A	Plug, 1/4 NPT	3
	5	36272	353055-S7	Plug, 1/4 NPT	1
	6	36273	E890100-S	Plug, Ball, Oil Gallery	1
	7	36274	D8RZ-6767-A	Adapter	1
	8	36275	89BM-6055-BA	Liner, Cylinder	-
	9	36276	D1FZ-6345-A	Bolt, Main Bearing Cap	10
	10	374632	F5EZ-6C315-A	Reducer	1
	11	36278	E802666-S72	Screw, M6 x 14	1

Fig. 3 - Camshaft and Valve Control Group

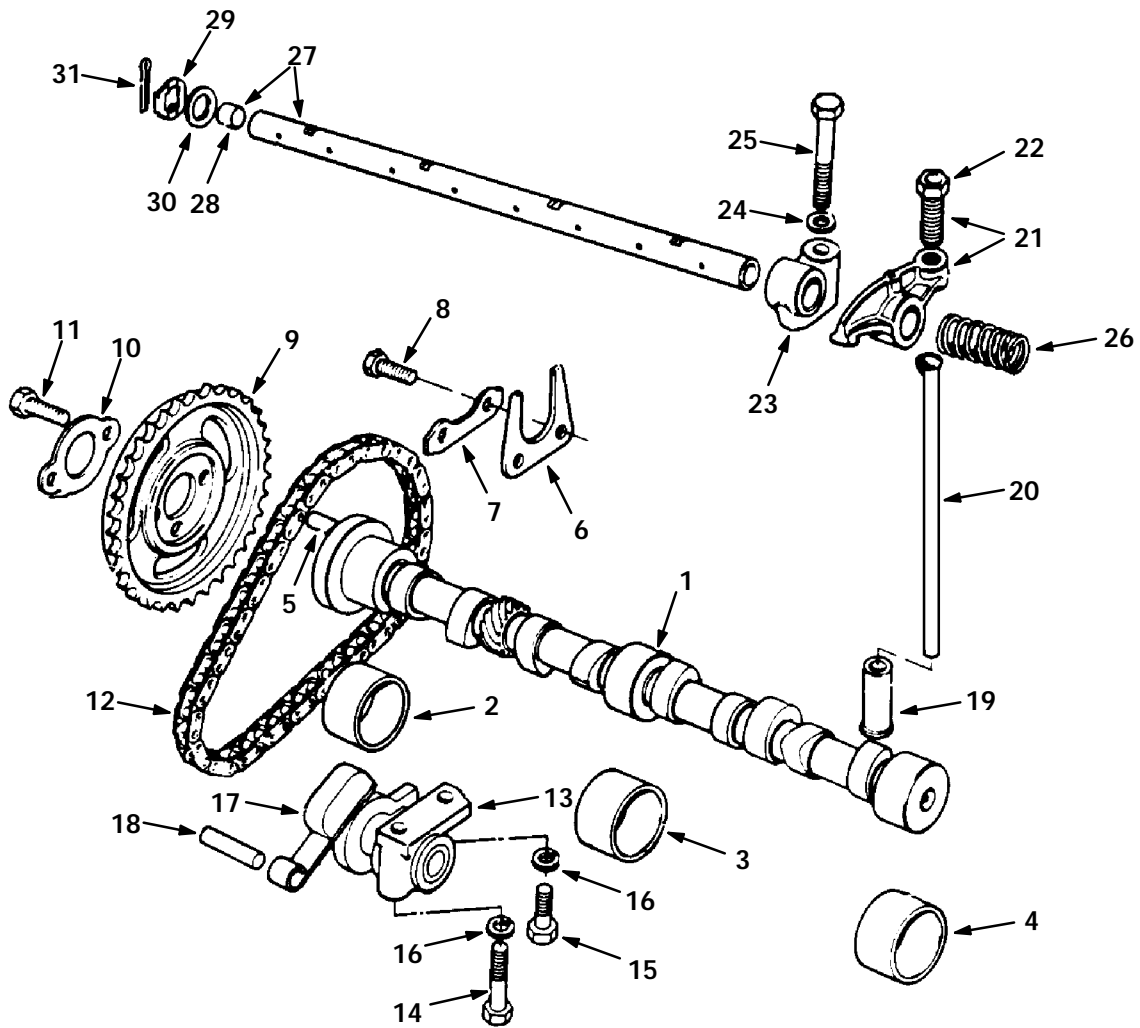


Fig. 3 - Camshaft and Valve Control Group

Ref.	Tennant Part No.	Ford Part Number	Description	Qty.	
1	36340	89BM-6251-BA	Camshaft	1	
2	37316	DORY-6261-A	Bearing, Std ID - Std OD	-	
2	37317	DORY-6261-B	Bearing, Std ID + 0.020 OD	-	
3	37306	DORY-6262-C	Bearing, Std ID - Std OD	-	
3	38242	DORY-6262-B	Bearing, Std ID + 0.020 OD	-	
4	37306	DORY-6262-C	Bearing, Std ID - Std OD	-	
4	38242	DORY-6262-B	Bearing, Std ID + 0.020 OD	-	
5	61540	E93A-6253-A	Dowel	1	
6	36342	DORY-6269-A	Plate, Thrust	1	
7	36343	DORY-6255-A	Retainer	1	
8	36344	N602166-S2	Bolt, M6 x 16, Tensioner to Block	2	
9	36345	77BM-6256-AA	Sprocket, Camshaft	1	
10	36348	DORY-6258-A	Retainer	1	
11	36349	E602351-S72	Bolt, M8 x 16	2	
12	37307	DORY-6268-A	Chain	1	
13	37337	D1FZ-6284-A	Tensioner	1	
14	36372	E600116-S204	Bolt, M6 x 55, Tensioner to Block	1	
15	36344	EN2166-S72	Bolt, M6 x 16, Tensioner to Block	1	
16	36373	34805-S8	Washer, 1/4 Lock	2	
17	36374	77BM-6K255-AC	Arm, Tensioner	1	
18	37694	E43-CPI	Pin	1	
19	36375	89BM-6500-AA	Tappet, Std	8	
20	36381	89BM-6565-AA	Rod, Valve Push	8	
21	36382	89BM-6529-AB	Arm, Valve Rocker, Right, With Screw	4	
Ñ	21	36383	89BM-6K528-AB	Arm, Valve Rocker, Left, With Screw	4
▲	22	37693	DORY-6549-B	Screw	8
	23	36384	77BM-6531-BB	Support, Rocker Arm Shaft	4
	24	36389	E630031-S101	Washer, B10 x 20 x 2.5	4
	25	36390	E800509-S72	Bolt, Rocker Support	4
	26	36402	DORY-6587-A	Spring, Locating	3
Ñ	27	36405	88BM-6A557-AA	Shaft Assembly, Rocker Arm	1
▲	28	36406	357966-S	Plug, Rocker Arm Shaft, 11 mm	2
	29	36407	77BM-6598-AB	Washer, Spring	2
	30	36408	DORY-6590-A	Washer, Flat	2
	31	36409	72025-S7	Pin, Cotter, 2.3 mm	2

Fig. 4 - Crankshaft and Piston Group

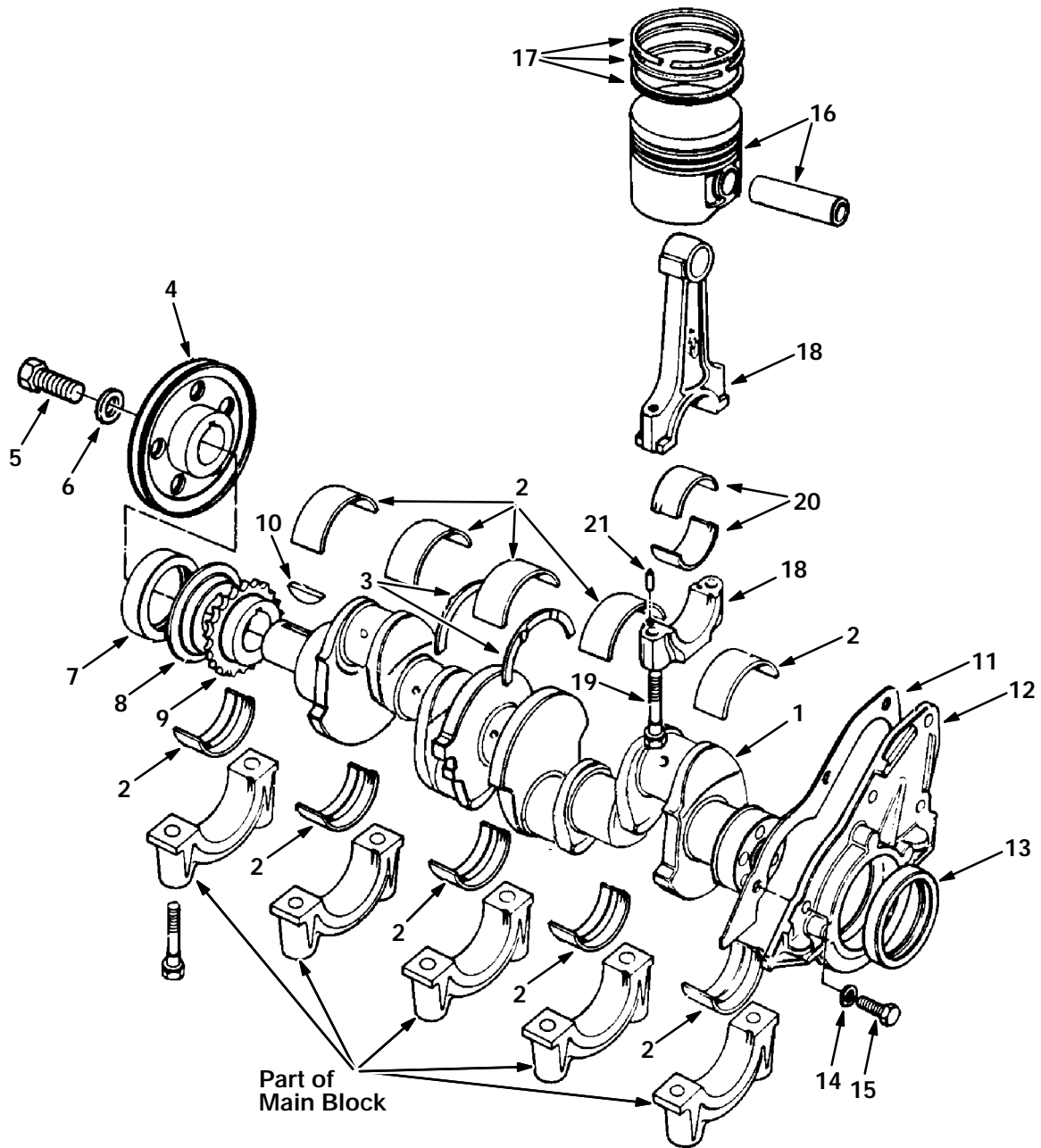


Fig. 4 - Crankshaft and Piston Group

Ref.	Tennant Part No.	Ford Part Number	Description	Qty.
1	36322	89BM-6303-DA	Crankshaft Assembly	1
2	36410	89BM-6333-AA	Main Bearing, Crankshaft, Upper Std OD, Std ID	-
2	36411	89BM-6333-BA	Main Bearing, Crankshaft, Upper Std OD, 0.005 US ID	-
2	36412	89BM-6333-CA	Main Bearing, Crankshaft, Upper Std OD, 0.010 US ID	-
2	36413	89BM-6333-DA	Main Bearing, Crankshaft, Upper 0.015 OS OD, Std ID	-
2	36414	89BM-6333-EA	Main Bearing, Crankshaft, Upper Std OD, 0.020 US ID	-
2	36415	89BM-6333-FA	Main Bearing, Crankshaft, Upper Std OD, 0.030 US ID	-
2	36416	89BM-6333-GA	Main Bearing, Crankshaft, Upper 0.015 OS OD, 0.010 US ID	-
2	36418	89BM-6333-HA	Main Bearing, Crankshaft, Upper 0.015 OS OD, 0.020 US ID	-
2	61545	89BM-6331-AA	Main Bearing, Crankshaft, Lower Std OD, Std ID	-
2	61546	89BM-6331-BA	Main Bearing, Crankshaft, Lower Std OD, 0.005 US ID	-
2	61547	89BM-6331-CA	Main Bearing, Crankshaft, Lower Std OD, 0.010 US ID	-
2	61548	89BM-6331-DA	Main Bearing, Crankshaft, Lower 0.015 OS OD, Std ID	-
2	61549	89BM-6331-EA	Main Bearing, Crankshaft, Lower Std OD, 0.020 US ID	-
2	61550	89BM-6331-FA	Main Bearing, Crankshaft, Lower Std OD, 0.030 US ID	-
2	61551	89BM-6331-GA	Main Bearing, Crankshaft, Lower 0.015 OS OD, 0.010 US ID	-
2	61552	89BM-6331-HA	Main Bearing, Crankshaft, Lower 0.015 OS OD, 0.020 US ID	-
3	36419	89BM-6A341-AA	Washer, Main Bearing Thrust, Std	2
3	36421	89BM-6A341-BA	Washer, Main Bearing Thrust, 0.015 OS	-
4	36422	89BM-6312-AA	Pulley, Crankshaft, 1 Groove	1
5	36423	89BM-6K340-AA	Bolt, Pulley to Crankshaft, M12 x 32	1
6	07707	E830135-S76	Washer, Pulley to Crankshaft, B12	1
7	36257	83BM-6700-A4A	Seal, Front Cover	1
8	36424	D8RZ-6310-A	Slinger, Oil	1
9	37321	DORY-6306-A	Sprocket	1
10	37312	DORY-6B316-A	Key, Woodruff	1
11	36259	89BM-6344-BA	Gasket, Rear Retainer	1
12	36430	86BM-6K318-AA	Retainer Assembly, Rear	1
13	37343	86HM-6701-AIA	Seal, Crankshaft Rear	1
14	36431	E630173-S71M	Washer, B8 Lock	4
15	37181	E602187-S82	Bolt, M8 x 20	4
16	36432	89BM-6102-DA	Piston, Pin and Ring Assembly, Std	-
16	36433	89BM-6102-EA	Piston, Pin and Ring Assembly,	-
16	36445	89BM-6102-FA	Piston, Pin and Ring Assembly,	-
17	42361	89BM-6148-DA	Ring Set, Piston, Std	-
17	75809	89BM-6148-EA	Ring Set, Piston, 0.020 OS	-
17	75817	89BM-6148-FA	Ring Set, Piston, 0.040 OS	-
18	61527	89BM-6200-AD	Rod Assembly, Connecting	4
19	36454	89BM-6214-DB	Bolt, Connecting Rod	8
20	36463	89BM-6211-AA	Bearing, Connecting Rod, Std	8
20	36467	89BM-6211-BA	Bearing, Connecting Rod, 0.001 US	-
20	36469	89BM-6211-CA	Bearing, Connecting Rod, 0.010 US	-
20	36483	89BM-6211-DA	Bearing, Connecting Rod, 0.020 US	-
20	36493	89BM-6211-EA	Bearing, Connecting Rod, 0.030 US	-
21	36590	116336-ES100	Dowel Pin, Connecting Rod	8

Fig. 5 - Oil Pump and Oil Pan Group

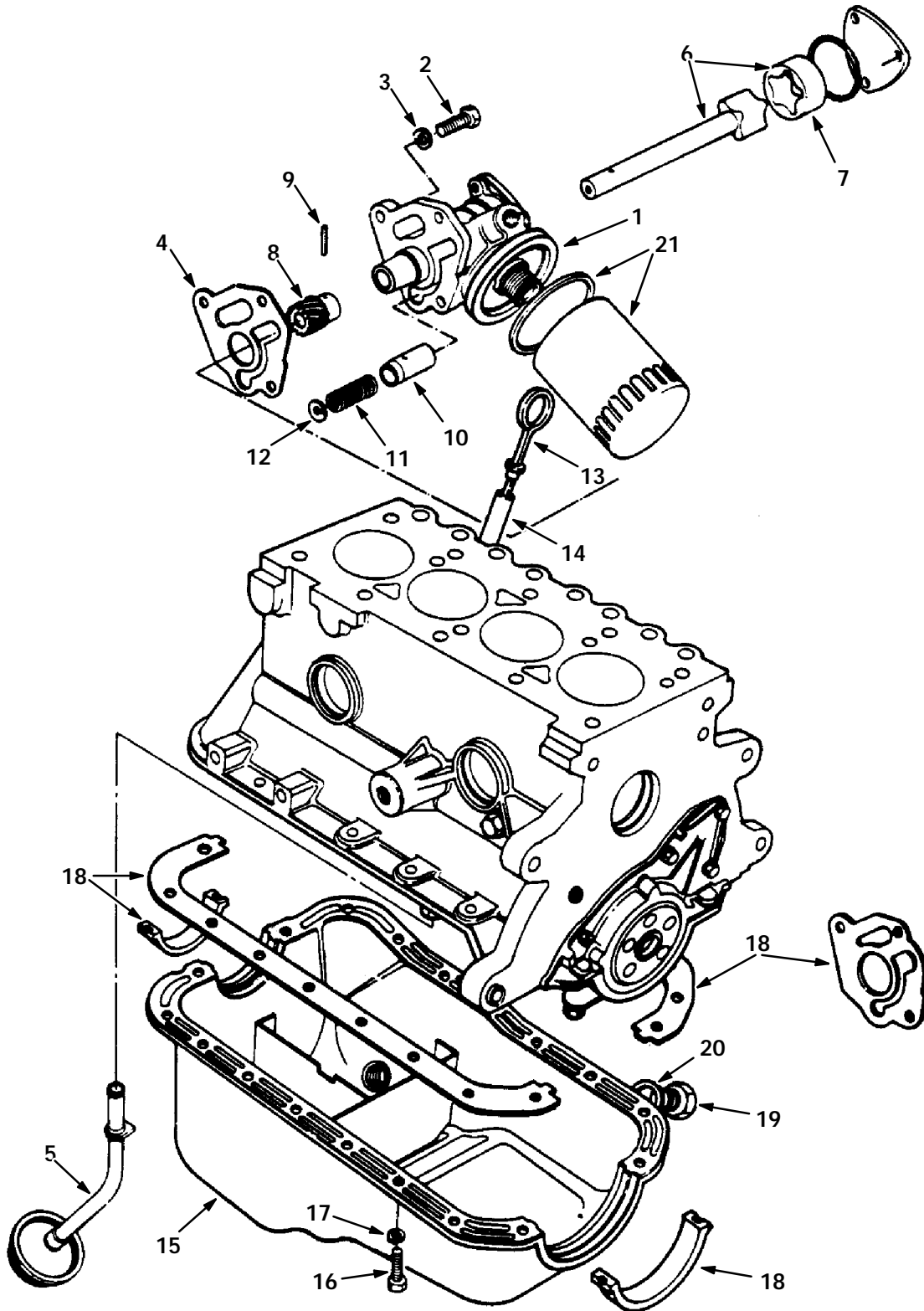
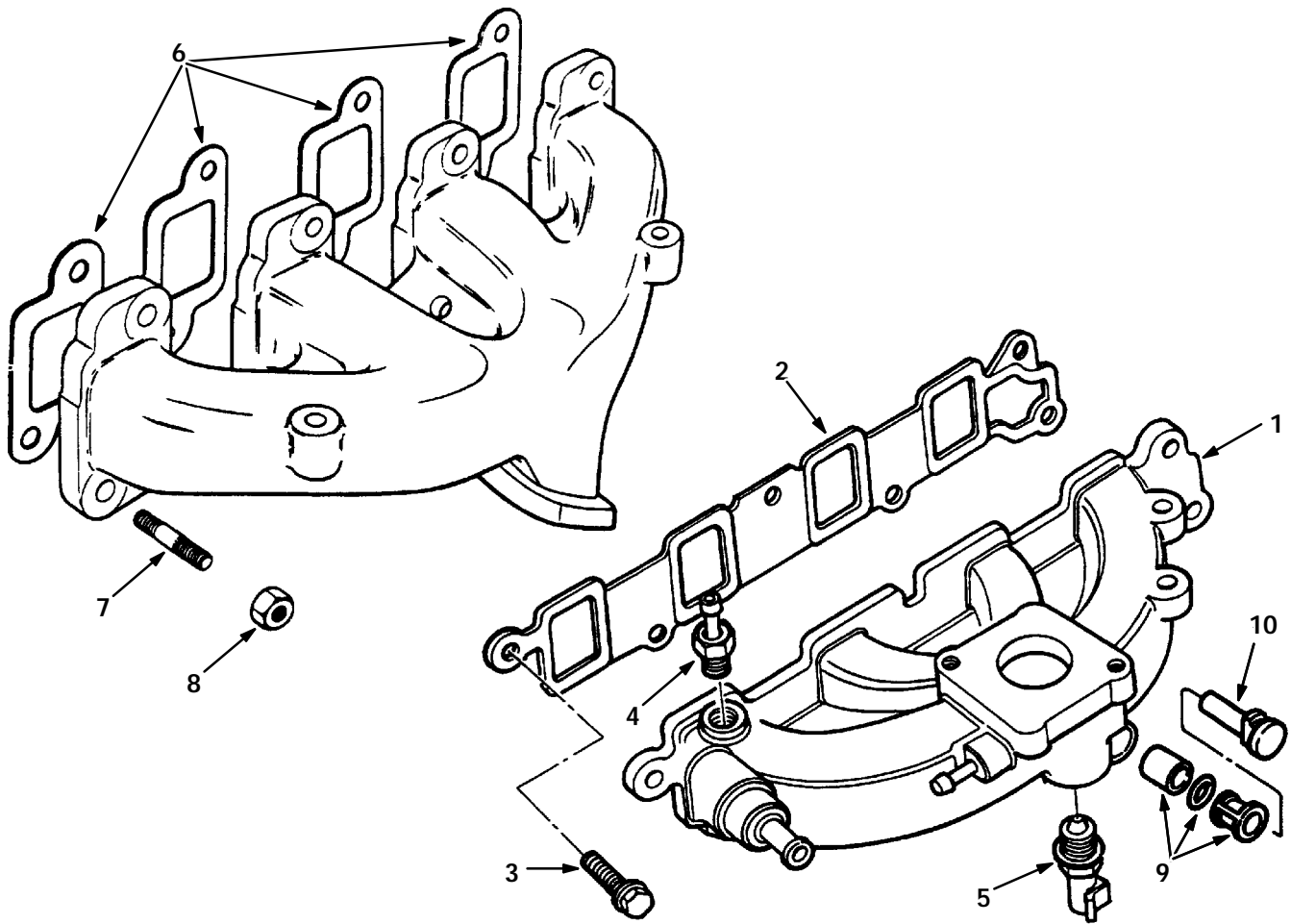


Fig. 5 - Oil Pump and Oil Pan Group

Ref.	Tennant Part No.	Ford Part Number	Description	Qty.
1	07710	D8RZ-6600-A	Pump, Oil	1
2	36748	E800519-S72	Bolt	3
3	36431	E630173-S71M	Washer, B8 Lock	3
4	36764	89BM-6659-AA	Gasket, Oil Pump to Block	1
5	36765	86BM-6617-AA	Tube Assembly, Oil Pickup	1
6	10075	D1FZ-6608-B	Rotor and Shaft	1
7	37403	116682-ES	Seal, Cover Plate	1
8	36780	DORY-6652-A	Gear	1
9	36867	72432-S	Pin, Drive Gear	1
10	36881	DORY-6674-A	Plunger	1
11	36904	DORY-6670-A	Spring	1
12	36923	DORY-6666-A	Plug	1
13	36924	92BM-6750-AA	Indicator, Oil Level	1
14	37053	89BM-6784-AA	Tube, Oil Level Indicator	1
15	37098	86BM-6675-AA	Oil Pan and Plug	1
16	37099	E602165-S72	Bolt, M6 x 14, Oil Pan	18
17	36373	34805-S8	Washer, 1/4 Lock	18
18	10806	A850X-6013-AA	Kit, Oil Pan Gasket	1
19	37127	E9DZ-6730-B	Plug, Oil Drain	1
20	37157	E9DZ-6734-B	Gasket, Oil Drain Plug	1
21	19205		Filter, Engine Oil	1

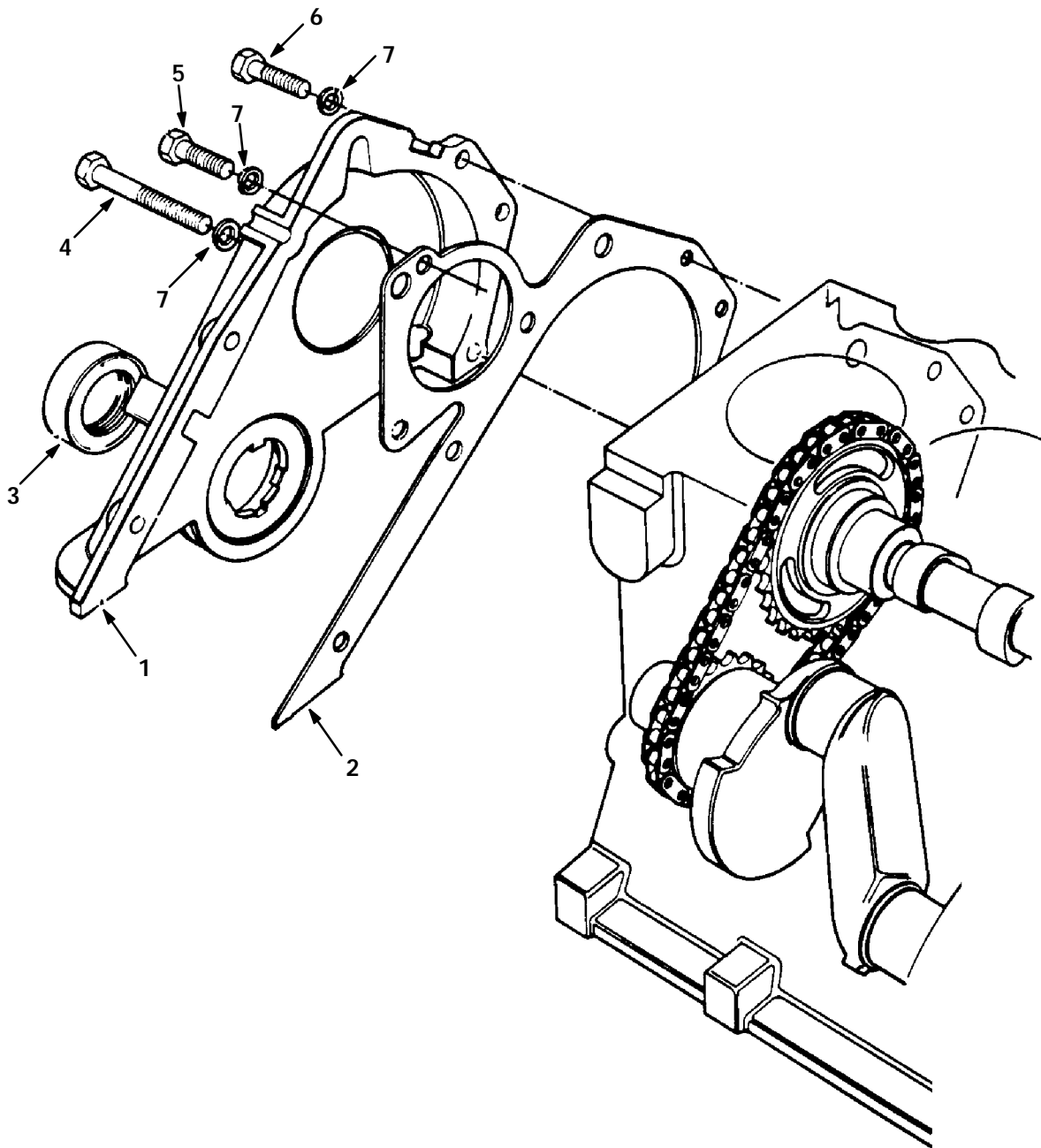
**Fig. 6 - Manifold Group**



07948-07949

Ref.	Tennant Part No.	Ford Part Number	Description	Qty.
1	37194	89BF-9424-AD	Manifold, Intake	1
2	37195	89BM-9441-AB	Gasket, Intake Manifold	1
3	37196	E800157-S72	Bolt, M8 x 25	6
4	37198	77BF-9K442-AA	Adapter, Vacuum	1
5	84989	F57Z-12A648-AA	Sensor, Water Temperature	1
6	61556	89BM-9448-BA	Gasket, Exhaust Manifold	4
7	30327		Stud	8
8	08165		Nut, Hx Stover M8 x 1.25	8
9	21784	87AB-2A411-BA	Manifld Insert	1
10	21785	87AB-9H490-AA	Plug	1

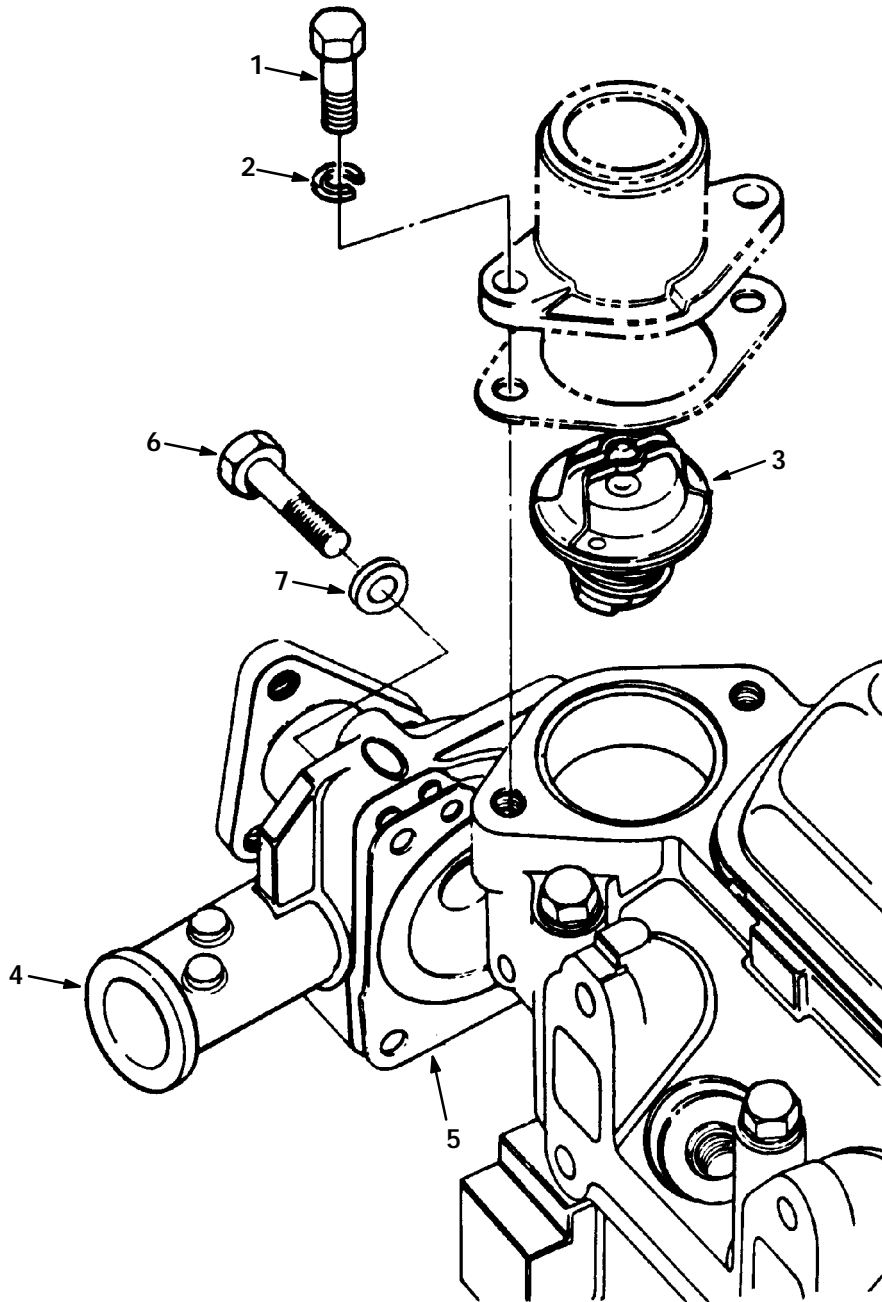
**Fig. 7 - Front Cover Assembly Group**



06075-04708

	Ref.	Tennant Part No.	Ford Part Number	Description	Qty.
N	1	36332	89BM-6019-AA	Cover and Seal Assembly, Cylinder Front	1
▲	2	52484	89BM-6020-AA	Gasket, Front Cover	1
▲	3	36257	83BM-6700-A4A	Seal, Front Cover	1
	4	36337	E800518-S72	Bolt, M6 x 45, Front Cover to Block	1
	5	39047	E600113-S72	Bolt, M6 x 40, Front Cover to Block	3
	6	36338	E800512-S72	Bolt, M6 x 18, Front Cover to Block	4
	7	36339	E832108S71M	Washer, Lock, M6, Front Cover and W/P to Block	8

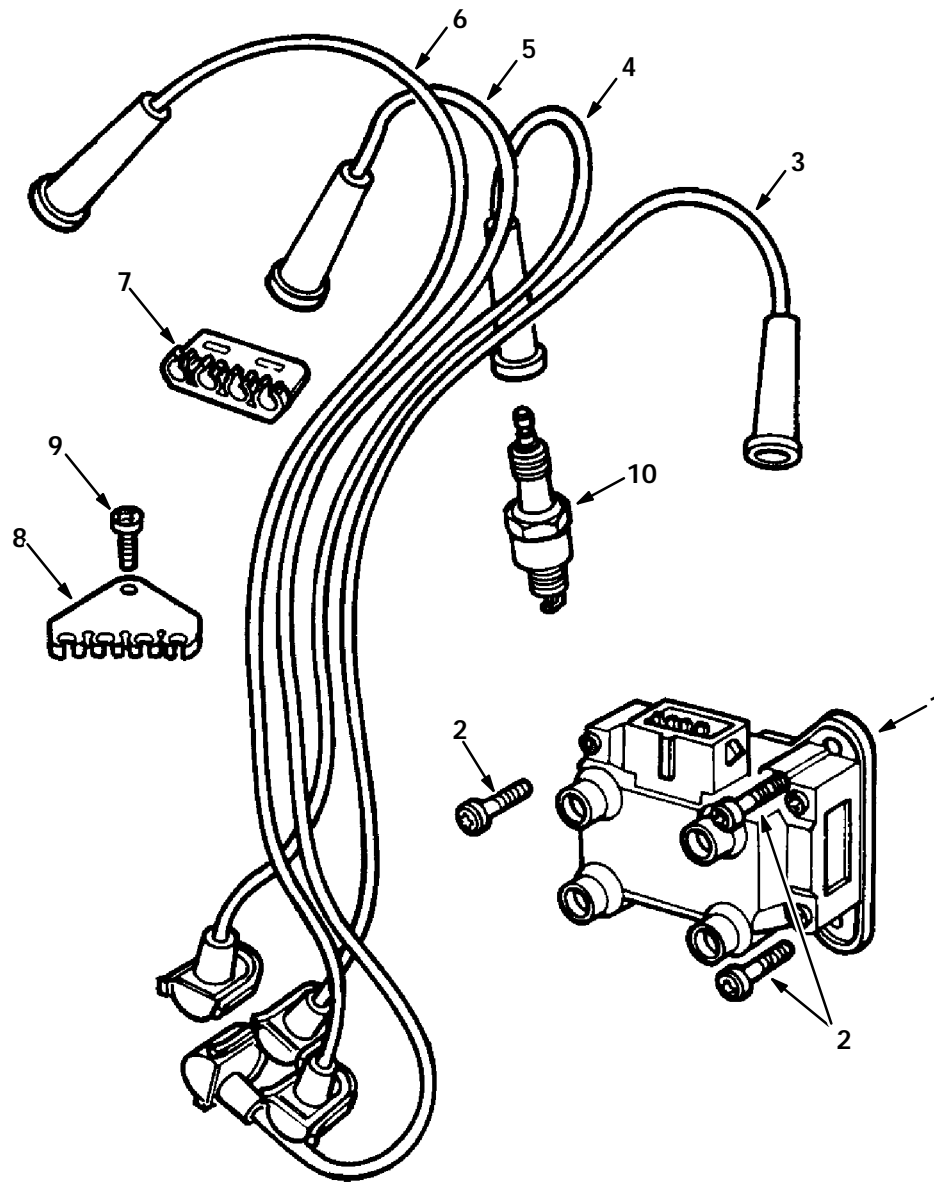
**Fig. 8 - Water Pump Group**



07951-04709

Ref.	Tennant Part No.	Ford Part Number	Description	Qty.
1	37181	E602187-S82	Bolt, M8 x 20	2
2	36431	E630173-S71M	Washer, B8 Lock	2
3	37327	RT-351	Thermostat, 180 Degree	1
4	26431	92BX-8591-AA	Water Pump	1
5	37189	89BM-8507-AA	Gasket, Water Pump	1
6	37193	E600113-S72	Bolt, M6 x 40, Front Cover and W/P to Block	3
7	36339	E832108-S71M	Washer, M6 Lock	3

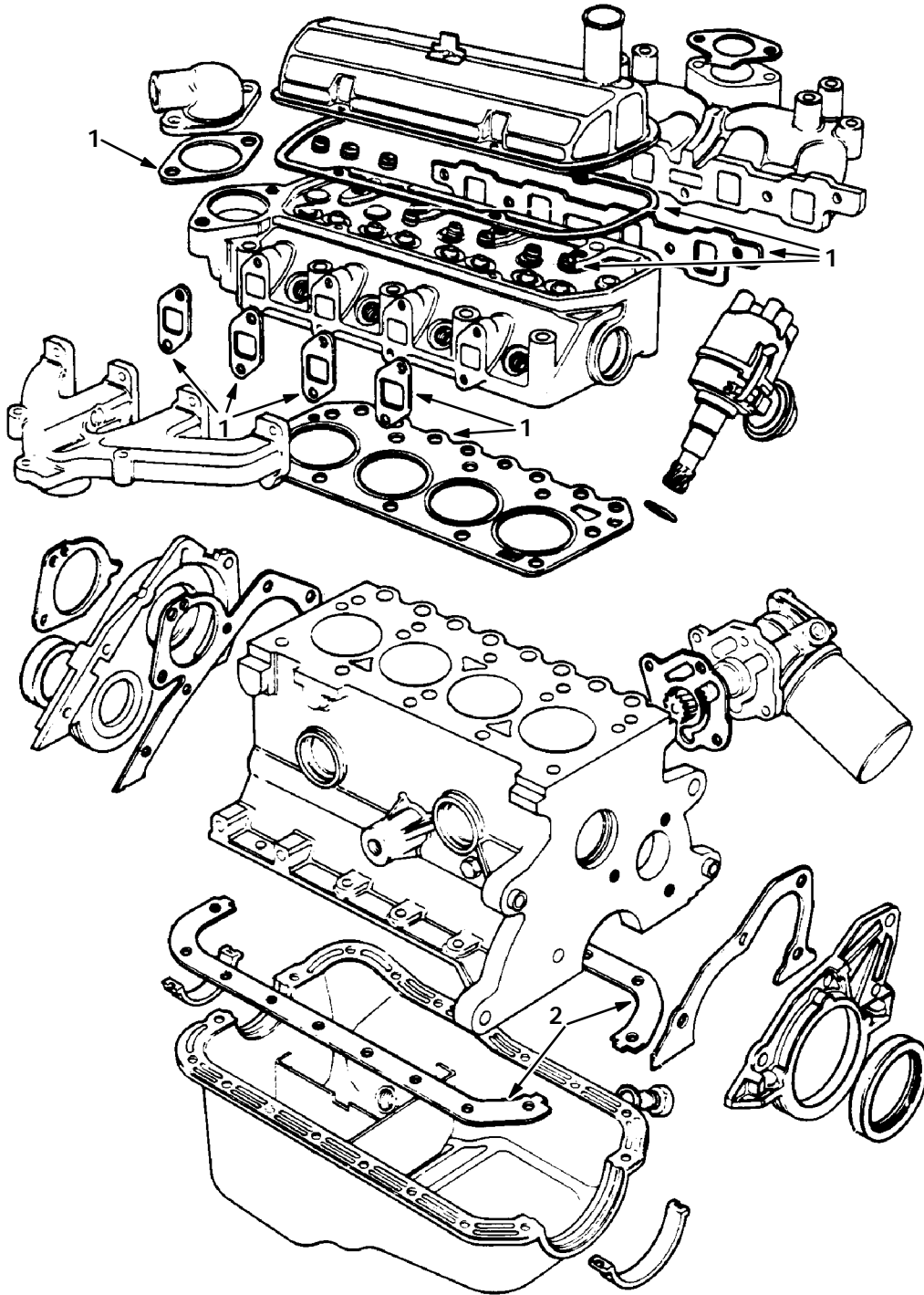
Fig. 9 - Distributorless Ignition Group



07952-05507

Ref.	Tennant Part No.	Ford Part Number	Description	Qty.
1	39025	89BF-12024-A1B	Coil and Bracket Assembly, Ignition	1
2	39026	E804335-S201	Screw, M8 x 14	3
3	39038	89BF-12286-AD	Wire, Spark Plug, No. 1	1
4	39040	89BF-12283-AD	Wire, Spark Plug, No. 2	1
5	39041	89BF-12284-AD	Wire, Spark Plug, No. 3	1
6	39042	89BF-12287-AC	Wire, Spark Plug, No. 4	1
7	39043	E865648-S	Separator, Ignition Wire	1
8	39044	89BF-12297-AA	Separator, Ignition Wire	1
9	39045	E802166-S76	Screw, M4 x 10	1
10	39046	87YF-12405-AB	Spark Plug	4

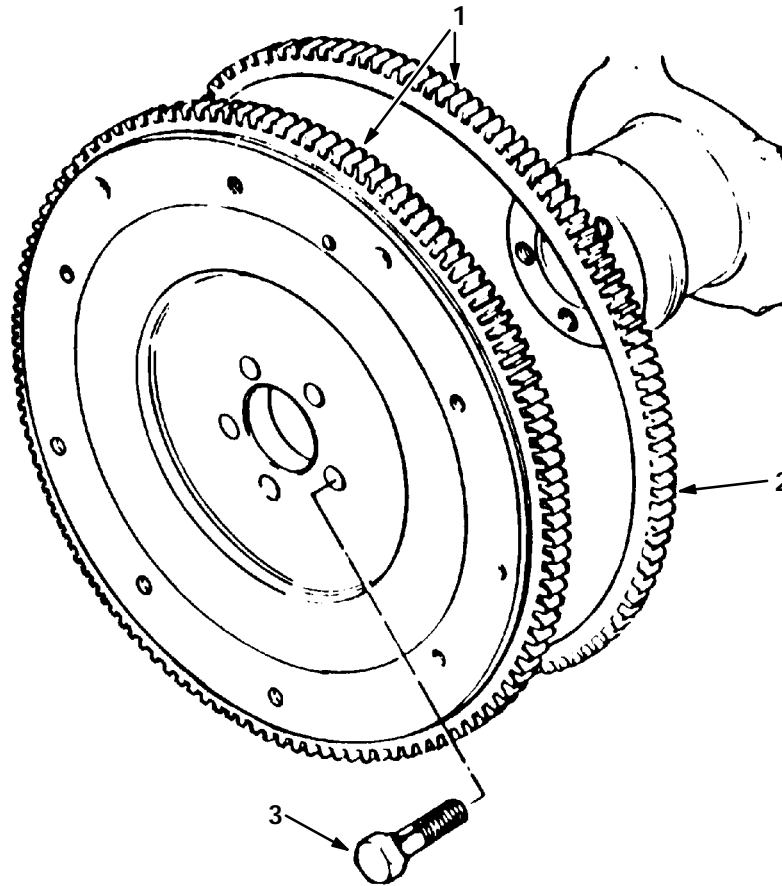
**Fig. 10 - Gaskets Group**



05495-04711

	Ref.	Tennant Part No.	Ford Part Number	Description	Qty.
Ñ		36253	88BX-6008-BA	Engine Gasket Kit, Complete	1
▲	1	36254	88BX-6014-BA	Engine Gasket Kit, Upper	1
▲	2	10806	A850X-6013-AA	Pan Gasket Kit	1

Fig. 11 - Flywheel Group



05502-04710

	Ref.	Tennant Part No.	Ford Part Number	Description	Qty.
N	1	36591	89BM-6375-BA	Flywheel and Ring Gear Assembly	1
▲	2	52488	D8RZ-6384-A	Ring, Gear	1
	3	36630	D2RY-6379-A	Bolt, M10 x 22.5, Flywheel to Crankshaft	5
		36646	D1FZ-6397-B	Dowel	3

## ENGINE BREAKDOWN

# SECTION 5

CONTENTS	PAGE
PART NUMBER TO PAGE NUMBER CROSS REFERENCE LIST .....	5-2
PART DESCRIPTION TO PAGE NUMBER CROSS REFERENCE LIST .....	5-10

# CROSS REFERENCE

## PART NUMBER TO PAGE NUMBER CROSS REFERENCE LIST

Part Number	Page Number	Part Number	Page Number
A850X-6013-AA ...	4-11, 4-16	F5EZ-6C315-A ....	4-5
D1FZ-6284-A .....	4-7	N602166-S2 .....	4-7
D1FZ-6345-A .....	4-5	RT-351 .....	4-14
D1FZ-6397-B .....	4-17	SK2561 .....	3-5
D1FZ-6608-B .....	4-11	00918 .....	2-21
D2RY-6379-A .....	4-17	00926 .....	2-21
D8RZ-6026-A .....	4-5	00960 .....	3-6
D8RZ-6310-A .....	4-9	00963 .....	2-19
D8RZ-6384-A .....	4-17	00966 .....	3-5
D8RZ-6600-A .....	4-11	01997 .....	2-35
D8RZ-6767-A .....	4-5	02076 .....	2-29
DORY-6026-A ....	4-3, 4-5	02650 .....	3-3
DORY-6255-A ....	4-7	02705 .....	3-3
DORY-6258-A ....	4-7	02706 .....	3-3
DORY-6261-A ....	4-7	02709 .....	3-3
DORY-6261-B ....	4-7	02740 .....	2-39
DORY-6262-B ....	4-7	02741 .....	2-39
DORY-6262-C ....	4-7	02887 .....	2-27
DORY-6268-A ....	4-7	02942 .....	2-53
DORY-6269-A ....	4-7	03026 .....	2-39
DORY-6306-A ....	4-9	04414 .....	2-29
DORY-6549-B ....	4-7	04733-4 .....	2-77
DORY-6587-A ....	4-7	05211 .....	2-7
DORY-6590-A ....	4-7	05611 .....	2-41
DORY-6652-A ....	4-11	06418 .....	2-55
DORY-6666-A ....	4-11	07112 .....	2-21
DORY-6670-A ....	4-11	07464 .....	2-35
DORY-6674-A ....	4-11	07562 .....	2-39
DORY-6B316-A ...	4-9	07598 .....	2-35
E43-CPI .....	4-7	07705 .....	2-2, 4-3
E600113-S72 .....	4-13, 4-14	07707 .....	4-9
E600116-S204 .....	4-7	07710 .....	4-11
E602165-S72 .....	4-11	08085 .....	2-77
E602187-S82 .....	4-9, 4-14	08165 .....	2-27, 4-12
E602351-S72 .....	4-7	09088 .....	2-17
E630024-S201 ....	4-3	10075 .....	4-11
E630031-S101 ....	4-7	10127 .....	2-7
E630173-S71M ....	4-9, 4-11, 4-14	10143 .....	2-45
E800157-S72 .....	4-12	10204 .....	2-23
E800509-S72 .....	4-7	10632-12 .....	2-7, 2-49
E800512-S72 .....	4-13	10632-8 .....	2-25
E800516-S72 .....	4-3	10664 .....	2-75
E800518-S72 .....	4-13	10795 .....	2-27
E800519-S72 .....	4-11	10806 .....	4-11, 4-16
E802166-S76 .....	4-15	10917 .....	2-23, 2-53, 2-77
E802666-S72 .....	4-5	10918 .....	2-77
E804335-S201 ....	4-15	10919 .....	2-77
E830135-S76 .....	4-9	10923 .....	2-23, 2-53
E832108-S71M ....	4-14	10924 .....	2-23, 2-53
E832108S71M .....	4-13	11442-1 .....	2-35, 2-37
E840126-S .....	4-3	11476 .....	2-15
E865648-S .....	4-15	11531 .....	2-41, 2-45
E890100-S .....	4-5	11608 .....	2-23
E93A-6253-A .....	4-7	116336-ES100 .....	4-9
E9DZ-6730-B .....	4-11	116682-ES .....	4-11
E9DZ-6734-B .....	4-11	11984 .....	2-39
EN2166-S72 .....	4-7	13015 .....	2-45
F1ZZ-6026-A .....	4-5	13016 .....	2-45
F57Z-12A648-AA ..	4-12	13248 .....	2-47

<b>Part Number</b>	<b>Page Number</b>	<b>Part Number</b>	<b>Page Number</b>
14138A	2-23	36268	4-5
14242	2-53	36272	4-5
14351	2-21	36273	4-5
14432	2-39, 2-59	36274	4-5
16369	2-23	36275	4-5
16411	2-2	36276	4-5
17414	2-27, 2-35	36278	4-5
19205	2-2, 2-27, 4-11	36279	4-3
19252	2-29	36281	4-3
19689	2-27	36297	4-3
19747	2-27	36298	4-3
19760	2-35	36300	4-3
21784	4-12	36307	4-3
21785	4-12	36315	4-3
222295	2-25	36318	4-3
222460	2-17	36319	4-3
22308-6	2-37	36321	4-3
223599	2-23	36322	4-9
23156	2-35	36324	4-3
23999-3	2-51	36325	4-3
24012	2-43	36330	4-3
24013	2-27	36331	4-3
24047	2-37	36332	4-13
24279	2-53	36337	4-13
24928-1	2-37	36338	4-13
25121	2-79	36339	4-13, 4-14
25312	2-5	36340	4-7
26103	2-21	36342	4-7
26426	2-27	36343	4-7
26428	2-21	36344	4-7
26431	4-14	36345	4-7
26496	2-37	36348	4-7
28429	2-23	36349	4-7
30305	2-35	36372	4-7
30316	2-27	36373	4-7, 4-11
30327	4-12	36374	4-7
30407	2-29	36375	4-7
30468	2-27	36381	4-7
31524	2-39	36382	4-7
31526	2-31	36383	4-7
31543	2-35	36384	4-7
31592	2-41	36389	4-7
31613	2-79	36390	4-7
31755	2-41	36402	4-7
31988	2-25	36405	4-7
32962	2-23	36406	4-7
33951	2-33	36407	4-7
34805-S8	4-7, 4-11	36408	4-7
34808	2-27	36409	4-7
34811	2-25	36410	4-9
34820	2-25	36411	4-9
353055-S7	4-5	36412	4-9
35493	3-4	36413	4-9
357966-S	4-7	36414	4-9
36253	4-16	36415	4-9
36254	4-16	36416	4-9
36257	4-9, 4-13	36418	4-9
36259	4-9	36419	4-9
36263	4-5	36421	4-9
36264	4-5	36422	4-9
36267	4-5	36423	4-9

## CROSS REFERENCE

Part Number	Page Number	Part Number	Page Number
36424	4-9	379760	2-49
36430	4-9	380815	2-41
36431	4-9, 4-11, 4-14	380821	2-61
36432	4-9	380822	2-9
36433	4-9	380826	2-15
36445	4-9	380827	2-9
36454	4-9	380831	2-9
36463	4-9	380833	2-9
36467	4-9	380838	2-49
36469	4-9	380842	2-15
36483	4-9	380879	2-79
36493	4-9	380891	2-43
36590	4-9	380892	2-43
36591	4-17	380901	2-21
36630	4-17	380906	2-69
36646	4-17	380911	2-59
36748	4-11	380912	2-61
36758	2-61	380925	2-9
36764	4-11	380933	2-9
36765	4-11	380936	2-9
36780	4-11	380964	2-27
36867	4-11	380966	2-19
36881	4-11	380968	2-53
36904	4-11	380969	2-69
36923	4-11	380971	2-11
36924	4-11	380973	2-39
369703	2-7	380975	2-39
370113	2-59	380978	2-43
370167	2-59	380979	2-43
37053	4-11	380980	2-43
37098	4-11	380981	2-43
37099	4-11	380984	2-43
37127	4-11	380998	2-81
37157	4-11	380999	2-21
37181	4-9, 4-14	381300	2-73
37189	4-14	381301	2-73
37193	4-14	381302	2-73
37194	4-12	381303	2-73
37195	4-12	381304	2-73
37196	4-12	381305	2-73
37198	4-12	381306	2-73
37306	4-7	381307	2-73
37307	4-7	381308	2-73
37312	4-9	381309	2-73
37313	4-3, 4-5	381310	2-73
37316	4-7	381311	2-73
37317	4-7	381312	2-73
37321	4-9	381313	2-73
37327	4-14	381314	2-73
37337	4-7	381315	2-73
37343	4-9	381316	2-73
37403	4-11	381317	2-73
374513	2-29	381320	2-73
374516	2-2, 2-31	381321	2-73
374532	2-35	381322	2-73
374625	2-33	381323	2-73
374632	4-5	381324	2-73
37693	4-7	381325	2-73
37694	4-7	381326	2-73
379555	2-49	381327	2-73
379629	2-2, 2-49	381328	2-73

Part Number	Page Number	Part Number	Page Number
381329	2-73	390011	2-59
381330	2-73	390012	2-59
381331	2-73	390015	2-61
381332	2-73	390016	2-61
381333	2-73	390018	2-61
381334	2-73	390020	2-61
381335	2-73	390022	2-61
381336	2-19, 2-41, 2-81	390025	2-61
381337	2-41, 2-75	390030	2-59
381338	2-41	39025	4-15
381344	2-23	39026	4-15
381346	2-5	39038	4-15
381347	2-75	39040	4-15
381377	2-79	39041	4-15
381378	2-69	39042	4-15
381379	2-41	39043	4-15
381386	2-81	39044	4-15
381391	2-41	39045	4-15
381394	2-35	39046	2-2, 4-15
381395	2-35	39047	4-13
381396	2-35	39782	2-23
381398	2-23	40352	2-17
38242	4-7	40607	2-35
383722	2-7	41073	2-57
385800	2-59	41178	2-23
385806	2-23	41431	2-57
385815	2-81	41659	2-17
385816	2-81	42221	2-27
385817	2-73	42361	4-9
385818	2-73	42472	2-7
385819	2-5	42473	2-7
385820	2-23	42570	2-19
385821	2-41	42631	2-17
385822	2-79	42647	2-13
385823	2-23	42663	2-2, 2-11
385824	2-77	42664	2-11
385825	2-7	42666	2-2, 2-13
385830	2-23	42667	2-13
385835	2-81	42668	2-13
385836	2-73	42669	2-13
385837	2-5	42672	2-13
385847	2-75	42675	2-11
385850	2-73	42676	2-47
385851	2-47	42686	2-23
385852	2-81	42692	2-77
385857	2-59	42693	2-77
385876	2-43	42694	2-77
385880	2-59	42745	2-15
385884	2-59	42750	2-15
385887	2-37	42865	2-15
385888	2-37	43024	2-81
385889	2-5	43026	2-19
385896	2-59	43027	2-57
385897	2-45	43028	2-19
390000	2-23	43041	2-2, 2-55
390005	2-45	43046	2-57
390006	2-7	43047	2-41
390007	2-59	43048	2-2, 2-11
390008	2-45	43049	2-11
390009	2-45	43050	2-11
390010	2-45	43053	2-11

## CROSS REFERENCE

Part Number	Page Number	Part Number	Page Number
43061	2-2, 2-13	56976A	2-35, 2-37
43062	2-13	56992	2-25
43063	2-13	57164	2-25
43064	2-13	57297	2-37
43126	2-5	57345	2-45
43135	2-5	57389	2-77
43157	2-59	57751	2-25
43161	2-59	57754	2-29
43167	2-59	57755	2-29
43174	2-43	57773	2-29
43338	2-57	57807	2-25
43433	2-49	57858	2-5
43439	2-49	57897	3-3
43613	2-61	58120	2-2, 2-39
43618	2-19	58494	2-49
43700	2-25	58538	2-39
43844	2-33	58589	2-37
44078	2-23	58590	2-37
44906	2-53	58591	2-25
46236	2-49	58592	2-27
46390	2-21	58669	2-15
46482	2-79, 2-81	59633	2-61
47720	2-37	59634	2-61
48674	2-43	59656	2-47
48813	3-4	59735	2-47
48988	2-57	59808	2-35
50455	2-2	59809	2-35
51176	2-29	59967	2-47
51366-2	2-57	60294	2-45
51560-3	2-39	60295	2-45
51839	2-35	60395	2-21
52386	3-3	60559	2-31
52424	2-35	61288	2-79
52484	4-13	61505	2-23
52488	4-17	61527	4-9
53029	2-33	61529	2-31
53400-1	2-37	61531	2-31
53400-4	2-37	61538	4-3
54274	2-47	61540	4-7
54275A	2-47	61545	4-9
54333	2-27	61546	4-9
54343	2-37	61547	4-9
54400	2-17	61548	4-9
54607	2-15	61549	4-9
54911-16	2-29	61550	4-9
54911-25	2-27	61551	4-9
54911-28	2-27	61552	4-9
55195	2-33	61556	4-12
55271	2-25	61866	2-23
55557	2-25	61891	3-3
55925	3-3	61927	3-4
55926	3-3	61931	2-31
55930	3-3	61969	2-25
55931	3-3	63147	2-53
55932	3-3	63378	2-5, 2-7
55937	3-3	63542	2-41, 3-6
55939	3-3	63810	2-33, 2-35
56186	2-25	65145-1	2-75
56851-1	2-21	65221	2-2, 2-75
56851-2	2-21	65391	2-47, 3-4
56852	2-21	65527	2-35

Part Number	Page Number	Part Number	Page Number
65869-5	2-2	68175	2-51
66244	2-55	68176	2-51
66266	2-21	68177	2-51
66267	2-51	68183	2-51
66269	2-51	68188	2-51
66337	2-55	68190	2-51
66348	2-23	68193	2-57
66355	2-49	68194	2-51
66370	2-77	68549	2-21
66377	2-55	68558	2-21
66379	2-77	68571	2-21
66394	2-55	68627	2-57
66398	2-55	68628	2-57
66399	2-55	68635	2-5
66413	2-57	68636	2-5
66415	2-57	69054	2-51
66429	2-79	69116	2-55
66434	2-57	69133	2-55
66437	2-57	69195	2-51
66438	2-57	69326	2-19
66441	2-55	69328	2-53
66442	2-55	69329	2-53
66443	2-55	69340	2-53
66448	2-57	69342	2-21
66450	2-57	69343	2-21
66453	2-57	69349	2-53
66505	2-2, 2-55	69360	2-53
66525	2-55	69374	2-2, 2-53
66529	2-2, 2-59	69375	2-7
66551	2-57	69376	2-7
66553	2-51	69377	2-7
66555	2-51	69378	2-7
66562	2-51	69379	2-2, 2-7
66610	2-57	69380	2-7
66611	2-55	69381	2-7
66612	2-57	69382	2-7
66613	2-57	69393	2-79
66672	2-35	69394	2-79
66679	2-21	69493	2-41
66691	2-57	69522	2-41
66716	2-55	69533	2-41
66764	2-57	69554	2-41
66797	2-57	69582	2-17
66798	2-57	69594	2-41
66815	2-43	69620	2-53
66869	2-77	69672	2-43
66876	2-77	69680	2-21
66880	2-57	69687	2-53
66881	2-57	69692	2-53
66902	2-57	69694	2-21
66938	2-35	69841	2-19
66939	2-35	69850	2-41
66945	2-53	69851	2-41
66971	2-23	69852	2-3
67395	2-55	69855	2-7, 2-9
67583	2-57	69856	2-17
67718-1	2-75	69857	2-17
67718-2	2-2, 2-75	69860	2-17
67718	2-75	69861	2-17
67746	2-23	69863	2-17
67996	2-43	69869	2-17

# CROSS REFERENCE

Part Number	Page Number	Part Number	Page Number
69870	2-17	762447	2-81
69871	2-17	762456	2-19
69872	2-17	762462	2-75
69884	2-49	762464	2-75
69896	2-53	762467	2-81
69898	2-41	762469	2-55
70006	2-79	762484	2-75
70094	3-3	762492	2-75, 2-81
70095	3-3	762496	2-79
70096	3-3	76589-2	2-27
70097	3-3	767410	2-41, 2-79
70098	3-3	77101	2-47, 3-5
70099	3-3	77605	2-61
70100	3-3	77BF-9K442-AA	4-12
70101	3-3	77BM-6256-AA	4-7
70103	3-3	77BM-6531-BB	4-7
70160	2-31	77BM-6584-CA	4-3
70239	2-2, 2-29	77BM-6598-AB	4-7
70262	2-29	77BM-6K255-AC	4-7
70263	2-29	78122	2-37
70435	2-37	78880	2-35
71418	2-39, 2-59	79399	2-27
71436	2-33	79422	2-35
71437	2-33	79768	2-75, 3-3
71444	2-33	79866	2-73
71459	2-69	79868	2-19, 2-75, 2-81
72025-S7	4-7	79869	2-19
72432-S	4-11	79871	2-81
73017	2-33	79889	2-5
73018	2-35	79896	2-25
73020	2-2, 2-35	80159	2-43
73108	2-81	81812	2-49
73397	2-47	81923	2-49
73789	2-39	82661	2-25, 2-53
74180	3-3	82731	2-31
74225	3-3	82747	2-25
74226	3-3	83682	2-33
74229	3-3	83684	2-33
74230	3-3	83685	2-33
74233	3-6	83849	2-33
74235	3-3	83BM-6700-A4A	4-9, 4-13
74237	3-3	84603	2-27
74248	3-3	84641	2-33
74389	2-17	84989	4-12
74391	2-17	86041	2-31
74402	2-33	86330	2-7
74443	2-33	86BM-6617-AA	4-11
74454	2-47	86BM-6675-AA	4-11
74469	3-3	86BM-6K318-AA	4-9
75809	4-9	86HM-6701-AIA	4-9
75817	4-9	87536	2-25
760098	2-2	87866	2-25
760099	2-2	87972	2-41
762427	2-19, 2-81	87978	2-41
762428	2-47	87AB-2A411-BA	4-12
762432	2-55, 2-81	87AB-9H490-AA	4-12
762433	2-57	87YF-12405-AB	4-15
762434	2-75, 2-79	88BM-6A557-AA	4-7
762443	2-5	88BX-6008-BA	4-16
762445	2-41, 2-47, 2-79, 2-81	88BX-6014-BA	4-16
762446	2-75, 2-81	88WM-6518-AA	4-3

Part Number	Page Number	Part Number	Page Number
88WM-6571-BB ...	4-3	89BM-6A341-AA ..	4-9
89BF-12024-A1B ..	4-15	89BM-6A341-BA ..	4-9
89BF-12283-AD ...	4-15	89BM-6A536-AA ..	4-3
89BF-12284-AD ...	4-15	89BM-6K340-AA ..	4-9
89BF-12286-AD ...	4-15	89BM-6K528-AB ..	4-7
89BF-12287-AC ...	4-15	89BM-8507-AA ....	4-14
89BF-12297-AA ...	4-15	89BM-9441-AB ....	4-12
89BF-9424-AD ....	4-12	89BM-9448-BA ....	4-12
89BM-6010-FA ....	4-5	92BM-6750-AA ....	4-11
89BM-6011-DA ....	4-5	92BX-8591-AA ....	4-14
89BM-6019-AA ....	4-13		
89BM-6020-AA ....	4-13		
89BM-6049-DD ...	4-3		
89BM-6051-C2B ..	4-3		
89BM-6055-BA ....	4-5		
89BM-6056-A1G ..	4-3		
89BM-6057-A2E ..	4-3		
89BM-6065-DA ...	4-3		
89BM-6102-DA ...	4-9		
89BM-6102-EA ....	4-9		
89BM-6102-FA ....	4-9		
89BM-6148-DA ...	4-9		
89BM-6148-EA ...	4-9		
89BM-6148-FA ...	4-9		
89BM-6200-AD ...	4-9		
89BM-6211-AA ....	4-9		
89BM-6211-BA ....	4-9		
89BM-6211-CA ....	4-9		
89BM-6211-DA ....	4-9		
89BM-6211-EA ....	4-9		
89BM-6214-DB ...	4-9		
89BM-6251-BA ....	4-7		
89BM-6303-DA ...	4-9		
89BM-6312-AA ....	4-9		
89BM-6331-AA ...	4-9		
89BM-6331-BA ....	4-9		
89BM-6331-CA ...	4-9		
89BM-6331-DA ...	4-9		
89BM-6331-EA ....	4-9		
89BM-6331-FA ...	4-9		
89BM-6331-GA ...	4-9		
89BM-6331-HA ...	4-9		
89BM-6333-AA ....	4-9		
89BM-6333-BA ....	4-9		
89BM-6333-CA ...	4-9		
89BM-6333-DA ...	4-9		
89BM-6333-EA ...	4-9		
89BM-6333-FA ...	4-9		
89BM-6333-GA ...	4-9		
89BM-6333-HA ...	4-9		
89BM-6344-BA ....	4-9		
89BM-6375-BA ....	4-17		
89BM-6500-AA ....	4-7		
89BM-6505-CA ...	4-3		
89BM-6507-BA ....	4-3		
89BM-6513-AA ....	4-3		
89BM-6529-AB ....	4-7		
89BM-6565-AA ....	4-7		
89BM-6582-AA ...	4-3		
89BM-6659-AA ....	4-11		
89BM-6784-AA ...	4-11		

**PART DESCRIPTION TO PAGE NUMBER CROSS REFERENCE LIST****A**

Actuator Assy, 2-77  
 Actuator Propel Control, 2-77  
 Actuator, 600# 6" 12Vdc, 2-53  
 Actuator, Tracking, 2-53  
 Actuator, 2-33  
 Adapter, Pot To Actuator, 2-77  
 Adapter, Vacuum, 4-12  
 Adapter, 4-5  
 Adaptor, 2-21  
 Alternator, 2-31  
 Angle Weldment, Engine Side, 2-9  
 Angle, Front Skirt, 2-13  
 Angle, Hopper, 2-61  
 Angle, Mounting, 2-5  
 Angle, Rear Skirt, 2-13  
 Angle, 2-17  
 Arm, Actuator, Position, Belt, 2-53  
 Arm, Support, Idler, 2-53  
 Arm, Tensioner, 4-7  
 Arm, Valve Rocker, Left, With Screw, 4-7  
 Arm, Valve Rocker, Right, With Screw, 4-7  
 Arm, 2-31

**B**

Backplate Assy Ce, 3-3  
 Bar, Bumper Mounting, 2-7  
 Barrier, Thermal, Cat Convertr, 2-43  
 Battery, 2-45  
 Bearing Cam, 3-3  
 Bearing, Ball, 2-21, 2-31, 2-51  
 Bearing, Connecting Rod, 0.001 US, 4-9  
 Bearing, Connecting Rod, 0.010 US, 4-9  
 Bearing, Connecting Rod, 0.020 US, 4-9  
 Bearing, Connecting Rod, 0.030 US, 4-9  
 Bearing, Connecting Rod, Std, 4-9  
 Bearing, Flange Unit 1.50, 2-53  
 Bearing, Spherical, 2-57  
 Bearing, Std ID + 0.020 OD, 4-7  
 Bearing, Std ID - Std OD, 4-7  
 Bearing, Thrust 0.53B 1.00 Od 0.03W, 2-61

Bearing, Thrust, 3-3  
 Bearing, Pillow Block, 2-57  
 Bearing, 2-21, 2-51, 2-55, 2-57  
 Belt, Grind 24 Grit 15X157 Set, 2-3  
 Belt, V, Hc41 32.5L, 2-2, 2-31  
 Block Assembly, Sensor, 2-59  
 Block, Cable, 2-17  
 Block, Cylinder, With Crank, Piston, Rings, etc., 4-5  
 Block, Cylinder, 4-5  
 Block, Valve, Control, Brake, 2-19  
 Block, Valve, Wheel, Work, 2-81  
 Block, 2-61  
 Blower, Box, Control, 2-59  
 Bolt, 0.75-10, 2-57  
 Bolt, Connecting Rod, 4-9  
 Bolt, Cylinder Head, 4-3  
 Bolt, Hold Down, Battery, 2-45  
 Bolt, M10 x 22.5, Flywheel to Crankshaft, 4-17  
 Bolt, M6 x 14, Oil Pan, 4-11  
 Bolt, M6 x 16, Tensioner to Block, 4-7  
 Bolt, M6 x 18, Front Cover to Block, 4-13  
 Bolt, M6 x 40, Front Cover and W/P to Block, 4-14  
 Bolt, M6 x 40, Front Cover to Block, 4-13  
 Bolt, M6 x 45, Front Cover to Block, 4-13  
 Bolt, M6 x 55, Tensioner to Block, 4-7  
 Bolt, M8 x 16, 4-7  
 Bolt, M8 x 20, 4-9, 4-14  
 Bolt, M8 x 25, 4-12  
 Bolt, Main Bearing Cap, 4-5  
 Bolt, Pulley to Crankshaft, M12 x 32, 4-9  
 Bolt, Rocker Support, 4-7  
 Bolt, Shld .62D X 1.25, .50-13, 2-15  
 Bolt, 4-11  
 Boot, 2-25, 2-29  
 Box, Control, Propel, 2-23  
 Box, Control, Sensing, Belt, Short, 2-59  
 Box, Switch, Tension, Belt, 2-7  
 Box, Eng Control, 2-25  
 Bracket Mtg, Top, Tank, LPG, 2-37  
 Bracket Weldment, Pump Act, 2-77  
 Bracket Weldt, Mtg (Sprng Lift), 2-57

Bracket Wldt, Door Retaining, 2-7  
 Bracket Wldt, Radiator Fan, 2-41  
 Bracket, Brake, 2-17  
 Bracket, Engine, 2-29  
 Bracket, Fan, 2-59  
 Bracket, Headlight, 2-61  
 Bracket, Hold Down, Battery, 2-45  
 Bracket, Joystick Mounting, 2-23  
 Bracket, Mtg, Air-Clnr, 2-39  
 Bracket, Mtg, Bottom, Tank, LPG, 2-37  
 Bracket, Mtg, Control Box, 2-23  
 Bracket, Mtg, 2-29, 2-35, 2-37, 2-47  
 Bracket, Muffler, 2-43  
 Bracket, Support, 2-61  
 Bracket, Valve, Wheel, Work, 2-81  
 Bracket, 2-23, 2-33, 2-37, 2-41  
 Breaker, Circuit 15Amp, 2-7  
 Breather, Hyd Cap, 2-79  
 Breather, Hyd Filler Dip, 2-79  
 Breather, Hyd, 2-21  
 Brg,Oilite,.62Idx.75Odx1.12Lg, 2-15  
 Brkt Wldt, Hyd Reservoir Supt, 2-79  
 Bumper Weldment, Front, 2-7  
 Bumper, Side, Rear, 2-7  
 Bumper, 2-5  
 Bushing, Sleeve 0.50B 0.59D 0.62L, 2-61  
 Bushing, Sleeve, 2-17  
 Bushing, Sprocket Spacer, 2-21  
 Bushing,Headless Press Fit, 2-51  
 Button, Plug, 2-25

**C**

Cable, Battery, Neg., 2-45  
 Cable, Battery, Pos., 2-45  
 Cable, Brake, Center, 2-17  
 Cable, Brake, Front, 2-17  
 Cable, Brake, Left Rear, 2-17  
 Cable, Brake, Right Rear, 2-17  
 Camplate Ce, 3-3  
 Camshaft, 4-7  
 Cap (Idler), 2-51  
 Cap, Hyd, 2-81

Cap, Oil Filler, 2-27  
 Cap, Radiator, 2-41  
 Cap,Idler Drum Pivot, 2-51  
 Carburetor, Lpg, With Gasket, 2-33  
 Caster, Sprocket, 2-21  
 Chain, Roller, 2-21  
 Chain-Static, 10 Link, 2-5  
 Chain, 4-7  
 Channel Weldment,Radiator Mtg, 2-41  
 Circuitbreaker, 2-25  
 Clamp Assembly, Tracker, 2-59  
 Clamp, Cable, 2-49  
 Clamp, Mtg, 2-39  
 Clamp, Tube, 2-43  
 Clamp, Wormdrive, 1.06 - 2.00D, 2-45  
 Clamp, Wormdrive, 1.81- 2.75D, 2-59  
 Clamp, Wormdrive, 2-27, 2-33, 2-35, 2-39, 2-41  
 Clamp, 2-39, 2-49  
 Cleaner, Air, 2-39  
 Clip, 2-29  
 Co Control 1Assy, 2-35  
 Coil 12Vdc, 3-4  
 Coil and Bracket Assembly, Ignition, 4-15  
 Connector, 2-23, 2-53, 2-77  
 Contacts, Switch, 2-23  
 Control Box, Auto Tension, 2-23  
 Control Unit, 2-33  
 Control, Ignition, 2-35  
 Cooler, Oil, Hyd, 2-41  
 Coupling, Flywheel, 2-29  
 Coupling, 2-37  
 Cover and Seal Assembly, Cylinder Front, 4-13  
 Cover Weldment, Fan, 2-49  
 Cover, Air Filter, 2-59  
 Cover, Dust, 2-21  
 Cover, Fuel Pump, 2-27  
 Cover, Headlight, 2-61  
 Cover, O-Ring Ce, 3-3  
 Cover, Rear Wheel, 2-19  
 Cover, Rocker Arm, 4-3  
 Cover, Trunion Ce, 3-3  
 Cover, Work Wheel Shaft, 2-55

## CROSS REFERENCE

Cover,Dust (Idler), 2-51  
Cover, 2-25, 3-3  
Crankshaft Assembly, 4-9  
Cup Holder, 2-23  
Cup, 2-39  
Cylinder, Hyd, 2-57

### D

Dampener, Engine, 2-29  
Decal,Machine Control Box, 2-25  
Dolly, Brush, 2-2  
Door, Engine, 2-9  
Door, Work, Complt, 2-7  
Dowel Pin, Connecting Rod, 4-9  
Dowel, Cylinder Head to Block, 4-3  
Dowel,Cyl.Block To Flywhl.Hsg., 2-29  
Dowel, 4-7, 4-17  
Drum, Idler, 2-51  
Duct, Air, 2-39  
Duct, Vac Fan With Seal, 2-47  
Duct, Vinyl .40 X .75 X 10.0 .25D, 2-7

### E

Element, Filter, Air, 2-2, 2-39  
Element, Filter, Oil, 2-2, 2-75  
Element, Filter, 2-2, 2-75  
Engine Gasket Kit, Complete, 4-16  
Engine Gasket Kit, Upper, 4-16  
Engine, Ford Vsg413 (See Engine Breakdowns), 2-27  
Extinguisher, Fire, 2-5

### F

Fan, Radiator, 2-41  
Filter Head,Oil,, 2-75  
Filter, Air, 2-35  
Filter, Engine Oil, 4-11  
Filter, Fuelock, 2-2, 2-35  
Filter, Oil, Engine, 2-2, 2-27  
Filter, Oil, Hyd, 2-75  
Filter, Panel, 2.3T 04.1X06.0 18 Pleats, 2-59  
Fitting, Bkhd, 2-37  
Fitting, Brass, Elbow, 2-33, 2-35

Fitting, Brass, Str, 2-35  
Fitting, Brass, Tee, 2-27  
Fitting, Elbow, Plstc, 2-35  
Fitting, Elbow, 2-23, 2-35, 2-37, 2-39  
Fitting, Grease, 2-55  
Fitting, Hyd, Brs, 2-35  
Fitting, Hyd, Elbow, 2-19, 2-33, 2-35, 2-81  
Fitting, Hyd, Plug, 2-27, 2-81  
Fitting, Hyd, Str, 2-19, 2-27, 2-35, 2-79  
Fitting, Hyd, 2-5, 2-41, 2-47, 2-55, 2-57, 2-75, 2-79, 2-81  
Fitting, Pipe, Elbow, 2-37  
Fitting, Pipe, 2-27  
Fitting, Special, 2-33  
Fitting, Suc, Hyd, 2-79  
Fitting, Tee, Hyd, 2-47  
Fitting, Tee, Plstc, 2-35  
Fitting, Tee, 2-35, 2-37  
Fitting-Hyd, Str, 2-47  
Fitting-Hyd, 2-75  
Flywheel and Ring Gear Assembly, 4-17  
Frame Weldment, Fan, 2-49  
Frame, 2-5  
Ftg, Hyd, 2-81  
Ftg,Grease 1-1/4 Npt, 2-51  
Ftg,Hyd, 2-19, 2-75  
Ftg-Hyd Plug Om06, 2-79  
Ftg-Hyd, 2-5, 2-19, 2-41, 2-75, 2-79, 2-81  
Ftg-Metric,E90 Omm14/Jm06, 2-27  
Fuelline, 2-35  
Fuelock Replacement Kit, 2-35  
Fuse, 2-45

### G

Gasket, Cap, Hyd, 2-79  
Gasket, Cylinder Head, 4-3  
Gasket, Exhaust Manifold, 4-12  
Gasket, Filter, 2-59  
Gasket, Front Cover, 4-13  
Gasket, Intake Manifold, 4-12  
Gasket, Oil Drain Plug, 4-11  
Gasket, Oil Pump to Block, 4-11

Gasket, Panel, 2-23  
 Gasket, Rear Retainer, 4-9  
 Gasket, Rocker Arm Cover, 4-3  
 Gasket, Rocker Arm, Cover, 2-2  
 Gasket, Water Pump, 4-14  
 Gasket, 2-27, 2-33, 2-79  
 Gauge, Pressure, Oil, Engine, 2-25  
 Gauge, Pressure, 2-23  
 Gauge, Temperature, Water, 2-25  
 Gear Box, 5.59:1 Ratio, 2-21  
 Gear, 4-11  
 Geroter & Coupler, 3-3  
 Governor, Lpg, 2-33  
 Grommet, Rbr, 0.37 Id F/1.5 H .09 Matl, 2-23  
 Grommet, Rbr, 0.38 Id, For .06 Matl, 2-7  
 Grommet, Rbr, 0.38 Id, For .12 Matl, 2-7  
 Grommet, Rbr, 0.38Id, For .12Matl, 2-49  
 Grommet, Rubber, 2-25

**H**

Handle, Brake Pedal, 2-15  
 Handle, Revolving, 2-21  
 Harness, Eng Control Box, 2-69  
 Harness, Engine Vsg411/413, 2-69  
 Harness, Horn Buttom, 2-23  
 Harness, Main, 2-69  
 Harness,Engine, 2-69  
 Head Assembly, Cylinder, 4-3  
 Headlight, Position, Belt, 2-61  
 Hi Alt Vaprzr Spring, 2-35  
 Hinge Weldment, Door Lower, 2-9  
 Hinge Weldment, Door Upper, 2-9  
 Hinge Wldt, Belt Door, Lower, 2-7  
 Hinge Wldt, Belt Door, Upper, 2-7  
 Hinge, Filter Cover, 2-49  
 Holder Weldment, Lamp, 2-59  
 Horn, 2-23  
 Hose, Air Cleaner, 2-39, 2-59  
 Hose, Air Intake, 2-39  
 Hose, Heater, 2-35  
 Hose, Hyd, 2-27, 2-73  
 Hose, Inverter Intake, 2-45

Hose, Lpg, 2-35, 2-37  
 Hose, Molded, 2-33  
 Hose, Radiator, 2-41  
 Hose, Rubber, 2-27  
 Hose, Vacuum, 2-35  
 Hourmeter, Electronic, 2-25  
 Housing Wldt (Idler), 2-51  
 Housing, Air Filter, 2-59  
 Housing, Bearing, 2-21  
 Housing, Filter Fan, Weldment, 2-47  
 Housing, Flywheel, 2-29  
 Housing, Thermostat With Gasket, 2-27  
 Housing, 2-55, 2-57  
 Hub, Pump Lever, 2-77  
 Hub, Trantorque, 2-51  
 Hub, Wheel, 2-55  
 Hub, Wldt, Drive, 2-55

**I**

Impeller, 9.00DiaX1.40Wx0.376B, 2-47  
 Indicator, Air Filter, 2-39  
 Indicator, Oil Level, 4-11  
 Insert, Exhaust Valve Seat, 4-3  
 Insert, Intake Valve Seat, 4-3  
 Insulation, S/Foam, 2-39  
 Intake, Inverter, 2-45  
 Inverter, 2-45  
 Isolator, Pot To Actuator, 2-77  
 Isolator, Rubber, Hyd Resvr, 2-79  
 Isolator, Vibration, 2-25, 2-41, 2-47, 2-53

**J**

Joint, Universal, 2-21

**K**

Key, 1/2Sq X 1 3/8 In., 2-55  
 Key, Square, 2-19, 2-21, 2-57, 3-5, 3-6  
 Key, Switch, Set Of Two, 2-25  
 Key, Woodruff, 4-9  
 Key,Square 3/8In X 3In., 2-57  
 Key, 3-3  
 Kit, Brush, 2-31

## CROSS REFERENCE

Kit, Cap, Plug, 2-2  
Kit, Oil Pan Gasket, 4-11  
Kit, Seal, Oring, 2-2  
Knob 3 Prong W/ .25X20-Knob-Lok Ss Nut, 2-59  
Knob, Plastic, 2-61

### L

Lamp, 2-2, 2-23, 2-59  
Latch Assy, Lpg Tank Mtg,W/Nut, 2-37  
Latch, Lever, Adjustable, 2-7, 2-9  
Lens, Blue W/Case, 2-23  
Lever Weldment, Pump Control, 2-77  
Light Assy Flsh/Blu 24V- . A, 2-23  
Light Assy Inst/Clr 12V- . A, 2-25  
Light, Indctr/Red 12V .1A Jmco, 2-25  
Liner, Cylinder, 4-5  
Link, Chain, 2-21  
Linkage Kit, 2-33  
Lock, Valve Spring, 4-3

### M

Magnet, 2-5, 2-7  
Main Bearing, Crankshaft, Lower 0.015 OS OD, 0.010 US ID, 4-9  
Main Bearing, Crankshaft, Lower 0.015 OS OD, 0.020 US ID, 4-9  
Main Bearing, Crankshaft, Lower 0.015 OS OD, Std ID, 4-9  
Main Bearing, Crankshaft, Lower Std OD, 0.005 US ID, 4-9  
Main Bearing, Crankshaft, Lower Std OD, 0.010 US ID, 4-9  
Main Bearing, Crankshaft, Lower Std OD, 0.020 US ID, 4-9  
Main Bearing, Crankshaft, Lower Std OD, 0.030 US ID, 4-9  
Main Bearing, Crankshaft, Lower Std OD, Std ID, 4-9  
Main Bearing, Crankshaft, Upper 0.015 OS OD, 0.010 US ID, 4-9  
Main Bearing, Crankshaft, Upper 0.015 OS OD, 0.020 US ID, 4-9  
Main Bearing, Crankshaft, Upper 0.015 OS OD, Std ID, 4-9  
Main Bearing, Crankshaft, Upper Std OD, 0.005 US ID, 4-9

Main Bearing, Crankshaft, Upper Std OD, 0.010 US ID, 4-9  
Main Bearing, Crankshaft, Upper Std OD, 0.030 US ID, 4-9  
Main Bearing, Crankshaft, Upper Std OD, Std ID, 4-9  
Main Bearing, Crankshaft, UpperStd OD, 0.020 US ID, 4-9  
Manifld Insert, 4-12  
Manifold, Control, Hyd, 2-81  
Manifold, Exhaust, 2-27  
Manifold, Hyd, Collector, 2-81  
Manifold, Intake, 4-12  
Module, Shaker, 12V, 2-49  
Molding, Trim, 2-59  
Motor, Hyd, 2-55  
Motor, Hydraulic, 2-19  
Motor-Hyd Gear Ex .26 L 2300 (See Breakdowns), 2-47  
Motor-Hyd, Gear In 10.0 (See Breakdowns), 2-41  
Mount, Box, Control, 2-59  
Mtotor, Hydraulic, 3-5, 3-6  
Muffler & Catalytic Converter, 2-43

### N

Nut, 2.25-12 Lh, 2-55  
Nut, Hex, .38-16, Lh, 2-17  
Nut, Hex, Jam, 1.00-14, 2-57  
Nut, Hex, Slot, 1.00-20, 2-53  
Nut, Hex, Slot, 1.50-18, 2-57  
Nut, Hex, Stover, M08-1.25, 2-27  
Nut, Hx Stover M8 x 1.25, 4-12  
Nut, Lock, Special, 2.16-18, 2-57  
Nut, Wing, .44-20, Special, 2-39  
Nut, 1-3/4-10Uns, 2-57  
Nut-Hx Jam 1.25-12 Pltd, 2-57  
Nut, 2-37

### O

O-Ring, 2-19  
Oil Pan and Plug, 4-11  
Oil, Hyd, 15/40, 5 Gal, 2-2

**P**

Pad,Oil-Idler Drum Pivot, 2-51  
 Paint, Offwhite, 2-2  
 Pan Gasket Kit, 4-16  
 Panel Kit, Filter, 2-2, 2-49  
 Panel, Access, Complt, 2-23  
 Panel, Access, 2-5, 2-9  
 Panel, Eng, Top W/Labels, 2-23  
 Panel, Radiator, Bottom, 2-41  
 Panel, Radiator, Complt, 2-41  
 Panel, Radiator, Inside, 2-41  
 Panel, Rear, 2-9  
 Pedal Wldt, Brake, 2-15  
 Pin, Clevis, Idler Actuator, 2-53  
 Pin, Clevis, 2-7, 2-17, 2-53, 2-77  
 Pin, Cotter, 2.3 mm, 4-7  
 Pin, Door Guide, 2-7  
 Pin, Dowel Ce, 3-3  
 Pin, Drive Gear, 4-11  
 Pin, Hair Cotter, 2-53, 2-77  
 Pin,Dowel,0.1250Dia.X 0.75 Lg, 2-15  
 Pin, 2-15, 2-21, 2-51, 4-7  
 Pipe, Exhaust, 2-43  
 Pipe, Radiator, Lower, 2-41  
 Pipe, Radiator, Upper, 2-41  
 Piston, Pin and Ring Assembly, Std, 4-9  
 Piston, Pin and Ring Assembly,, 4-9  
 Pivot Arm Wldt, 2-61  
 Plate, Reflector, 2-59  
 Plate, Hydraulic Bulkhead, 2-5  
 Plate, Lamp Clamp, 2-59  
 Plate, Panel, Shaker, 2-49  
 Plate, Skirt Mtg, Side, Rear, 2-7  
 Plate, Skirt Mtg, Side, 2-7  
 Plate, Thrust, 4-7  
 Plate, Valve Ce, 3-3  
 Plate, Wear, Idler, 2-2, 2-53  
 Plate, Wear, Work Wheel, 2-2, 2-7  
 Plate,Front (Spring Lift), 2-57  
 Plate,Idler Bearing, 2-51  
 Plug Assembly, 3-3  
 Plug, 1/4 NPT, 4-5

Plug, Ball, Oil Gallery, 4-5  
 Plug, Control Box, 2-33  
 Plug, Oil Drain, 4-11  
 Plug, Rocker Arm Shaft, 11 mm, 4-7  
 Plug, 4-3, 4-5, 4-11, 4-12  
 Plunger, 4-11  
 Pointer, 2-5  
 Pulley, Cable, 1.125 Dia, 2-17  
 Pulley, Crankshaft, 1 Groove, 4-9  
 Pulley, 2-17, 2-31  
 Pump Adaptor Assy, 3-3  
 Pump Driveshaft, 3-3  
 Pump Housing Asy Ce, 3-3  
 Pump, Hyd (See Breakdowns), 2-75  
 Pump, Hyd Piston V 1.24 R 2750, 3-3  
 Pump, Hyd, 2-75  
 Pump, Oil, 4-11

**R**

Race, Bearing, 3-3  
 Race, Inner Bearing, 3-3  
 Radiator Modification, 2-41  
 Ratchet Weldment, Brake, 2-15  
 Rectifier, 2-31  
 Reducer, 4-5  
 Regulator, 2-31  
 Relay, 12V, 2-25  
 Repair Info, 3-3  
 Reservoir, Hyd, 2-79  
 Retainer Assembly, Rear, 4-9  
 Retainer, Brake Cable, 2-17  
 Retainer, Front Skirt, 2-13  
 Retainer, Inner Front Skirt, 2-11  
 Retainer, Rear Skirt, 2-13  
 Retainer, Side Skirt, 2-11  
 Retainer,Seal Ww, 2-55  
 Retainer, 4-3, 4-7  
 Retaining Ring, 3-3  
 Ring Set, Piston, 0.020 OS, 4-9  
 Ring Set, Piston, 0.040 OS, 4-9  
 Ring Set, Piston, Std, 4-9  
 Ring, Gear, 4-17

## CROSS REFERENCE

Ring, Retaining, 2-21

Ring, Starter Locating, 2-29

Rod Assembly, Connecting, 4-9

Rod End, 2-57

Rod Wldt, Spring Tensioner, 2-53

Rod Wldt, Inner (Spring Lift), 2-57

Rod, Thread, 2-61

Rod, Valve Push, 4-7

Roll Pivot, Machined, 2-57

Roller Bearing, 3-3

Rotating Kit, 3-3

Rotor and Shaft, 4-11

### S

Scr Hex .31-18X3.25, 3-3

Scr Hex .38 16 X 11.00, 2-57

Scr, Flat, .25-20X1.25" Long, 2-11

Scr-Shld .50 Od X 0.5L .38-16, 2-61

Screw, Cap, 3-3

Screw, Hex, .38-16 X 4.50, FI, 2-43

Screw, M4 x 10, 4-15

Screw, M6 x 14, 4-5

Screw, M8 x 14, 4-15

Screw, Rocker Cover to Head, 4-3

Screw, Soc, M06-1.0 X 20, 12.9, 2-33

Screw, Thumb, .31-18 X 1.50, 2-23

Screw, 4-7

Screws, 3-3

Seal Kit, Hyd Mtr Gear, 3-6

Seal Kit, One Cart, 3-4

Seal Kit, Pump Ce, 3-3

Seal Kit, 3-5

Seal, Connector, 2-23, 2-53, 2-77

Seal, Cover Plate, 4-11

Seal, Crankshaft Rear, 4-9

Seal, Fan, Vac, Inlet, 2-47

Seal, Fan, Vac, Motor, 2-47

Seal, Front Cover, 4-9, 4-13

Seal, Oring, 2-75

Seal, Shaft, 2-55

Seal, Valve Stem, 4-3

Seal, Work Wheel, 2-2, 2-55

Seal, Work Wheel, 2-55

Sender, Oil Pressure, 2-27

Sender-Temperature, Water, 2-27

Sensor, Heated O2, 3 Wire Sensor, 2-43

Sensor, Heated O2, 4 Wire Sensor, 2-43

Sensor, Water Temperature, 4-12

Separator, Ignition Wire, 4-15

Shaft Assembly, Rocker Arm, 4-7

Shaft, Hub Work Wheel, 2-55

Shaft, Idler Drum Pilot, 2-51

Shaft, Roll Pivot, 2-57

Shaft, Square, Steering, 2-21

Shaft, Steering, 2-21

Shield Exhaust, 2-27

Shield, Heat, Muffler, Lower, 2-43

Shield, Heat, Muffler, Upper, 2-43

Shield, Heat, Tailpipe, 2-43

Shroud Weldment, Rear, 2-9

Shroud, Radiator, 2-41

Skirt, Front, 2-2, 2-13

Skirt, Inner, 2-2, 2-11

Skirt, Rear, 2-2, 2-13

Skirt, Side, 2-2, 2-11

Sleeve, Bearing, 2-61

Sleeve, 2-17, 2-21, 2-55

Slinger, Oil, 4-9

Solenoid Assy, Filter Shaker, 12V, 2-49

Spacer, Bearing Housing, 2-55

Spacer, Inner Front Skirt, 2-11

Spacer, Shield, Heat, Muffler, 2-43

Spacer, Side Skirt, 2-11

Spacer, Spherical Bearing, 2-57

Spacer, Tank, Hyd, 2-79

Spacer, Bushing, 2-53

Spacer, Roll Pivot, 2-57

Spark Plug, 4-15

Sparkplug, 2-2

Spring, Comp Diy Work Whl Lif, 2-57

Spring, Compression, 2-53

Spring, Gas, 2-49

Spring, Locating, 4-7

Spring, Tension, Shaker, 2-49

Spring, Torsion, 2-15  
 Spring, Valve, 4-3  
 Spring, 2-43, 3-3, 4-11  
 Sprocket, 40Bs14X1.00, 2-21  
 Sprocket, Camshaft, 4-7  
 Sprocket, 4-9  
 Starter, Ford 1.8 Hp, 2-2, 2-29  
 Stop, Rubber(Spring Lift), 2-57  
 Strainer-Hyd Suction, 2-79  
 Strap. Mounting, Actuator, 2-33  
 Strap, Hinge - Lp Tank Mtg, 2-37  
 Strap, Mtg.- Lp Tank, 2-37  
 Strap, Tank Retainer - Lp, 2-37  
 Stud, Ball, Gas Spring, 2-49  
 Stud, 4-12  
 Support Weldment, Radiator, 2-41  
 Support Wldt, Work Wheel, 2-55  
 Support, Rocker Arm Shaft, 4-7  
 Switch Ignition, 2-25  
 Switch, Pressure Oil, 2-27  
 Switch, Pressure, Lpg, 2-35  
 Switch, Push, 2-23  
 Switch, Pushmom, Spst100A 12V, 2-23  
 Switch, Rocker Dpdt, 2-25  
 Switch, Tension, Belt, 2-7

**T**

Tailpipe,Exhaust, 2-43  
 Tank, Recovery, 2-41  
 Tank-Lp,33@,Liq,Both,Fill Ga L, 2-37  
 Tappet, Std, 4-7  
 Tensioner Wldt, Spring, 2-53  
 Tensioner, 4-7  
 Terminal, Female, 2-23, 2-53  
 Terminal, Male, 2-77  
 Thermostat, 180 Degree, 4-14  
 Torque Hub With Brake, 2-19  
 Transducer, Linear-4 In, 2-77  
 Tread, Floor, 2-23  
 Tube Assembly, Oil Pickup, 4-11  
 Tube In Roll Pivot Assy, 2-57  
 Tube, Oil Level Indicator, 4-11

Tube,Spacer Brg (Idler), 2-51  
 Tube,Spacer-Pivot, 2-57  
 Tube, 2-77  
 Turnbuckle, 2-17

**V**

Valve Stem N.O., 3-4  
 Valve, Dump, 3-3  
 Valve, Exhaust, Std, 4-3  
 Valve, Intake, Std, 4-3  
 Valve, Press Relief, Lpg Rego, 2-37  
 Valve, Solenoid, Lp, Emission, 2-35  
 Valve, Wheel, Work, 2-81  
 Valve-Hyd, Solenoid (See Breakdowns), 2-47  
 Valve-Hyd, Solenoid, 3-4  
 Valve-Relief 2750 PSI, 3-3  
 Vaporizer Repair Kit, 2-35  
 Vaporizer, Lpg, 2-35  
 Voltmeter, 2-25

## CROSS REFERENCE

### W

Washer Ce, 3-3  
Washer, 1/4 Lock, 4-7, 4-11  
Washer, B10 x 20 x 2.5, 4-7  
Washer, B8 Lock, 4-9, 4-11, 4-14  
Washer, Flat, 6 mm, 4-3  
Washer, Flat, 4-7  
Washer, Lock, M6, Front Cover and W/P to Block,  
4-13  
Washer, M6 Lock, 4-14  
Washer, Main Bearing Thrust, 0.015 OS, 4-9  
Washer, Main Bearing Thrust, Std, 4-9  
Washer, Pulley to Crankshaft, B12, 4-9  
Washer, Spring, 4-7  
Washer, Thrust, 2-57  
Washer, Flat, 1-5/16" Id, 2-19  
Washer, Roll Pivot, 2-57  
Washer, Thrust Pivot, 2-57  
Washer-Flt .25 Fender Pltd, 2-23  
Washer, 2-29, 2-47, 2-57  
Water Pump, 4-14  
Wheel Assy, Solid 12X4X8, 2-21  
Wheel, Rear, 2-19  
Wire Assy-Elect., Ground, 2-29  
Wire, Ground, 2-31  
Wire, Spark Plug, No. 1, 4-15  
Wire, Spark Plug, No. 2, 4-15  
Wire, Spark Plug, No. 3, 4-15  
Wire, Spark Plug, No. 4, 4-15  
Work Wheel W/Rubber, 2-2, 2-55