



## Electronic Service Manuals

This electronic document is provided as a service to our customers. We do not create the contents of the information contained in this document. Should you have detailed questions pertaining to the information contained in this document, you may contact Michco, or the manufacturer which provided the original information in this electronic deliverable. Michco's only part in this electronic deliverable was the electronic assembly process. By providing this manual on line we are not guaranteeing parts availability.

You may contact Michco through the following methods:

Phone (517) 484-9312 or (800) 331-3339

2011 N. High St. -- Lansing, Michigan -- 48906

Fax: (517) 484-9836

Email: [CustServe@Michco.com](mailto:CustServe@Michco.com)

Web site: [www.Michco.Com](http://www.Michco.Com)

Parts Web site: [www.FloorMachineParts.Com](http://www.FloorMachineParts.Com)

Order Parts on Line at:

**[www.FloorMachineParts.Com](http://www.FloorMachineParts.Com)**

Directly to Parts & Service:

By Email: **[Shop@Michco.com](mailto:Shop@Michco.com)**

By Fax: (517) 702-2041

By Voice: Use numbers above.

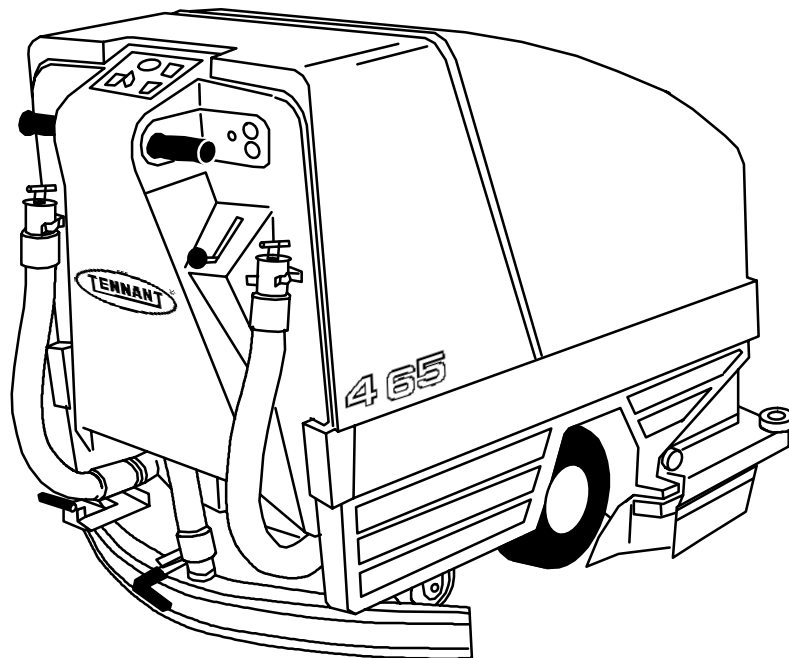
**Serving the Cleaning Industry Since 1922**

Notice: All copyrighted material remains property of original owners, all trademarks are property of respective owners. Manuals are subject to Manufacturer's reproduction limitations. Originals or reproductions were provided by manufacturers through a request. We make no warranty as to the correctness of information provided in this document and you assume all risk. By placing these manuals on line we are not declaring our corporation to be an manufacturer authorized dealer or provider, please check our web site for authorized manufacturers we represent.



**465**  
**480**  
**490**

(Parts Manual)



**MM184**  
**Rev. 12 (9-94)**



This manual is furnished with each new TENNANT Model 465, 480, and 490. It provides necessary operating and preventive maintenance instructions. Read this manual completely and understand the machine before operating or servicing it.

This manual covers all machine variations and standard options. The instruction portion of the manual consists of the Specification, Operation, Maintenance, and Appendix sections. The parts portion consists of How to use this Manual; 465 Parts; 480 Parts; 480EE Parts; 490 Parts; Options; Breakdowns; and Cross Reference.

All right side and left side references to the machine are determined by facing the direction of forward travel. All hardware considered to be of a common nature or locally available has been omitted from the parts sections. Be aware that this machine may contain metric hardware. Make sure you use equivalent hardware when replacement becomes necessary.

This machine will provide excellent service. However, the best results will be obtained at minimum costs if:

- The machine is operated with reasonable care.
- The machine is maintained regularly – per the maintenance instructions provided.
- The machine is maintained with TENNANT supplied or equivalent parts.

Parts and supplies may be ordered by phone or mail from any TENNANT parts and service center, distributor, or from any of the TENNANT subsidiaries. Before ordering parts or supplies, be sure to have your machine model number and serial number handy. Fill out the data block below for future reference. The telephone numbers, telex numbers, mailing addresses, and locations of those outlets are listed in the Customer Documents section of the manual.

<b>MACHINE DATA</b>	
<i>Please fill out at time of installation.</i>	
Machine Serial Number –	_____
Engine Serial Number –	_____
Sales Representative –	_____
Customer Number –	_____
Date of Installation –	_____
Manual Number –	MM184
Revision:	12
Published:	9–94

**Trademark Registered in:** Austria, Benelux, Denmark, England, France, Germany, Italy, Spain, Switzerland, United States, Argentina, Australia, Canada, Japan, Mexico, Sweden, by TENNANT, Minneapolis, Minnesota, U.S.A.

Copyright 1988, 1989, 1990, 1991, 1992, 1993, 1994 TENNANT, Printed in U.S.A.

## HOW TO USE THIS MANUAL

This section on *HOW TO USE THIS MANUAL* will tell you how to:

- Find important machine information for ordering correct repair parts.
- Find TENNANT part numbers.
- Order TENNANT parts and supplies.

---

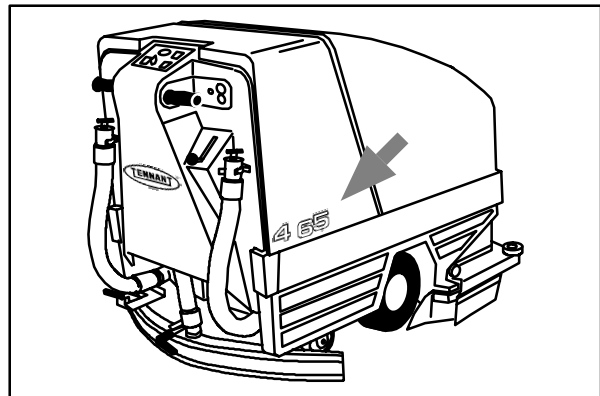
### IMPORTANT INFORMATION

---


When placing an order for parts, the machine model and machine serial number are important. Refer to the *MACHINE DATA* box which is filled out during the installation of your machine. The *MACHINE DATA* box is located on the inside of the front cover of this manual.

MACHINE DATA	
<i>Please fill out at time of installation.</i>	
Machine Serial Number -	_____
Engine Serial Number -	_____
Sales Representative -	_____
Customer Number -	_____
Date of Installation -	_____
Manual Number -	MM184
Revision:	11
Published:	9-93

The model number of your machine is on the side of the machine.



The serial number of your machine is printed on the machine data plate located as shown.



# HOW TO USE THIS MANUAL

## FINDING A TENNANT PART NUMBER

This manual contains the following sections:

- HOW TO USE THIS MANUAL
- STANDARD PARTS
- OPTIONS
- BREAKDOWNS
- CROSS REFERENCE

The STANDARD PARTS section lists repair parts for standard machines. They are grouped in this general order:

- General wear parts.
- Machine frame and related parts.
- Machine propelling system.
- Scrubbing components.
- Electrical parts.

The OPTION section lists repair parts of options.

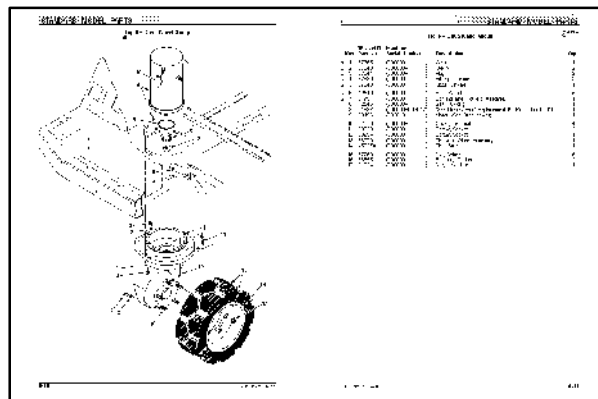
The BREAKDOWN section lists available repair parts of major components.

All sections in this manual consist of parts illustrations and corresponding parts lists.

The parts illustrations are numbered with **Ref** numbers which refer to corresponding parts lists.

The parts lists include a number of columns of information:


- **Ref** – column refers to the reference number on the parts illustration.
- ∇ – indicates the part is an assembly.
- ▲ – indicates the part is included in the assembly listed just before it.
- **TENNANT Part No.** – column lists the TENNANT part number for the part.
- **Serial Number** – column indicates the set of machines the part number is applicable to. Serial numbers change when the machine design has been modified. The most current design of the machine is shown in the main illustration, older designs are boxed in a corner of the illustration.
- **Description** – column is a brief description of the part.
- **Qty.** – column lists the quantity of that part used in that area of the machine.



Key	TENNANT Part No.	Machine Serial Number	Description	Qty.
∇ 1	87366	(00000)-	Gearbox	1
▲ 2	87840	(00000)-	O-Ring	2
▲ 3	87841	(UUUUU)-	Hub	2
▲ 4	87839	(00000)-	Fitting, Grease	2
▲ 5	87849	(00000)-	Gear, Driving	1
▲ 6	12540	(00000)-	Bolt, Wheel	5
▲ 7	01791	(00000)-	Bearing and Housing Assembly	1
▲ 8	12545	(00000)-	Seal, O-Ring	1
9	31592	(00000-032017)	(See Breakdowns) Replacement Kit Motor For 86356	1
9	80196	(00015)-	Motor (See Breakdowns)	1
10	02076	(00000)-	Cover, Terminal	4
11	09000	(00000)-	Cover, Socket	2
12	09294	(00000)-	Screw, Socket	1
13	86970	(00000)-	Tire and Wheel Assembly	1
14	45027A	(00000)-	Tire, Solid	1
15	87760	(00000)-	Nut, Wheel	5
16	56855	(00000)-	Bumper, Rubber	2
17	51824	(00000)-	Nut, Hex, "Tri"	1

*NOTE: If a service kit is installed on your machine, be sure to keep the INSTRUCTION BULLETIN which came with the kit. It contains repair parts numbers needed for ordering future parts.*

*NOTE: Fasteners used in this machine may be metric or non-metric. Take care when replacing hardware to replace with same thread size.*



## PLACING AN ORDER

Orders may be placed by phone, fax, or by mail. Phone orders may need written confirmation. Follow the steps below to insure prompt delivery:

1. Identify the model number of your machine.
2. Identify the serial number of your machine.
3. Find the part number of the part you need. Do not order by page number or reference number. If you are not able to find the part number, call your TENNANT representative for help or send the old part as a sample.
4. Determine the quantity of the part you need.
5. Provide the following company information:
  - Company name
  - Customer ID Number
  - Shipping address
  - Billing address
  - First and last name of person ordering parts
  - Telephone number
  - Purchase order number
6. Provide definitive shipping instructions.

## HOW TO USE THIS MANUAL

---

Any claim for loss or damage to a shipment in transit should be filed promptly with the transportation company making the delivery. Shipments will be complete unless the packing list or order acknowledgement indicates items back ordered.

If parts received are suspected to be incorrect or defective, please contact the TENNANT representative from whom you ordered the part. They will give authorization for return and/or handle replacement shipments when required.

## SECTION 6

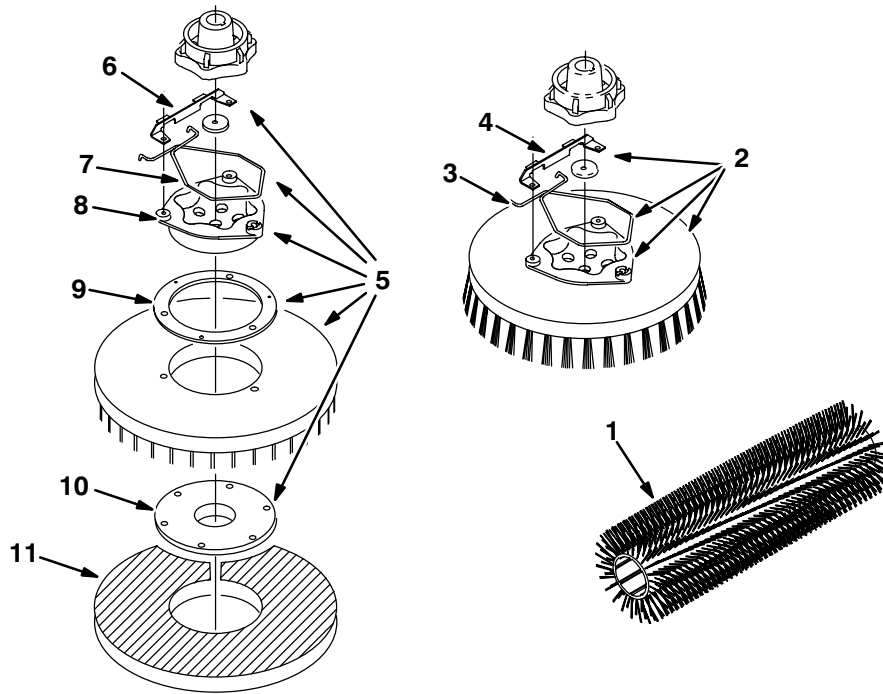
## CONTENTS

	Page
Fig. 1 – Recommended General Maintenance Items .....	6-2
Fig. 2 – Replacement Brushes .....	6-3
Fig. 3 – Hood and Bumper Group .....	6-4
Fig. 4 – Hood and Bumper Group .....	6-6
Fig. 5 – Main Frame Group .....	6-8
Fig. 6 – Main Frame Group .....	6-9
Fig. 7 – Side Skirt Support Group .....	6-10
Fig. 8 – Front Shroud Group .....	6-12
Fig. 9 – Scrub Head Lift Group .....	6-14
Fig. 10 – Scrub Head Group .....	6-16
Fig. 11 – Tire and Rim Assembly .....	6-17
Fig. 12 – Single Drive Group .....	6-18
Fig. 13 – Solution and Recovery Tanks Group .....	6-20
Fig. 14 – Recovery Tank Float Group .....	6-22
Fig. 15 – Solution Control Group .....	6-24
Fig. 16 – Battery Group .....	6-26
Fig. 17 – Battery Group .....	6-28
Fig. 18 – Steering Control Group .....	6-30
Fig. 19 – Rear Electric Panel Group .....	6-32
Fig. 20 – Electrical Controller Group .....	6-34
Fig. 21 – Rear Electrical Group .....	6-35
Fig. 22 – Rear Squeegee Link Group .....	6-36
Fig. 23 – Rear Squeegee Link Group .....	6-38
Fig. 24 – Rear Squeegee Group .....	6-40
Fig. 25 – Wire Harness Group .....	6-42
Fig. 26 – Label Group .....	6-44

**Fig. 1 – Recommended General Maintenance Items**

	<b>Ref.</b>	<b>Tennant Part No.</b>	<b>Machine Serial Number</b>	<b>Description</b>	<b>Qty.</b>
▽		11484	(010000–010734 )	Squeegee Blade Kit, Short	1
▲		04894	(010000–010734 )	Squeegee Blade Assembly, Front	1
▲		04898	(010000–010734 )	Squeegee Blade Assembly, Rear	1
▲		33437	(010000–010734 )	Blade, Squeegee End	2
▽		24686	(010735– )	Squeegee Blade Kit, Long	1
▲		33357	(010735– )	Squeegee Blade Assembly, Front	1
▲		33352	(010735– )	Squeegee Blade Assembly, Rear	1
▲		11283	(010735– )	Blade, Squeegee End	2
		78544	(010735– )	Squeegee Blade Assembly, Front, Urethane	1
		78545	(010735– )	Squeegee Blade Assembly, Rear, Urethane	1

Fig. 2 – Replacement Brushes



05103/05105

Ref.	Tennant Part No.	Machine Serial Number	Description	Qty.
1	11681	(000000- )	Brush, Pre-Sweep, Polypropylene	1
▽	2	05729	(000000- ) Scrub Brush Assembly, Stiff Polypropylene	2
▲	3	14838	(000000- ) Spring, Brush, Retaining	1
▲	4	24299	(000000- ) Bracket, Spring, Retainer	1
▽	30240	(000000- ) Scrub Brush Assembly, Polypropylene	2	
▲	14838	(000000- ) Spring, Brush, Retaining	1	
▲	24299	(000000- ) Bracket, Spring, Retainer	1	
▽	05728	(000000- ) Scrub Brush Assembly, Nylon	2	
▲	14838	(000000- ) Spring, Brush, Retaining	1	
▲	24299	(000000- ) Bracket, Spring, Retainer	1	
▽	05730	(000000- ) Scrub Brush Assembly, Abrasive Nylon	2	
▲	14838	(000000- ) Spring, Brush, Retaining	1	
▲	24299	(000000- ) Bracket, Spring, Retainer	1	
▽	05033	(000000- ) Scrub Brush Assembly, Bassine	2	
▲	14838	(000000- ) Spring, Brush, Retaining	1	
▲	24299	(000000- ) Bracket, Spring, Retainer	1	
▽	05034	(000000- ) Scrub Brush Assembly, Wire	2	
▲	14838	(000000- ) Spring, Brush, Retaining	1	
▲	24299	(000000- ) Bracket, Spring, Retainer	1	
▽	5	30215	(000000- ) Scrub Driver Pad Assembly, Polypropylene	2
▲	6	24299	(000000- ) Bracket, Retainer Spring	1
▲	7	14838	(000000- ) Spring, Brush Retaining	1
▲	8	15539	(000000- ) Adaptor, Brush	1
▲	9	11218	(000000- ) Spacer, Pad Holder	1
▲	10	19783	(000000- ) Holder, Pad	1
	11	89046	(000000- ) Pad, Stripper, Brown	2
		89047	(000000- ) Pad, Scrubber, Blue	2
		89048	(000000- ) Pad, Buffer, Red	2
		89049	(000000- ) Pad, Polish, White	2

Fig. 3 – Hood and Bumper Group

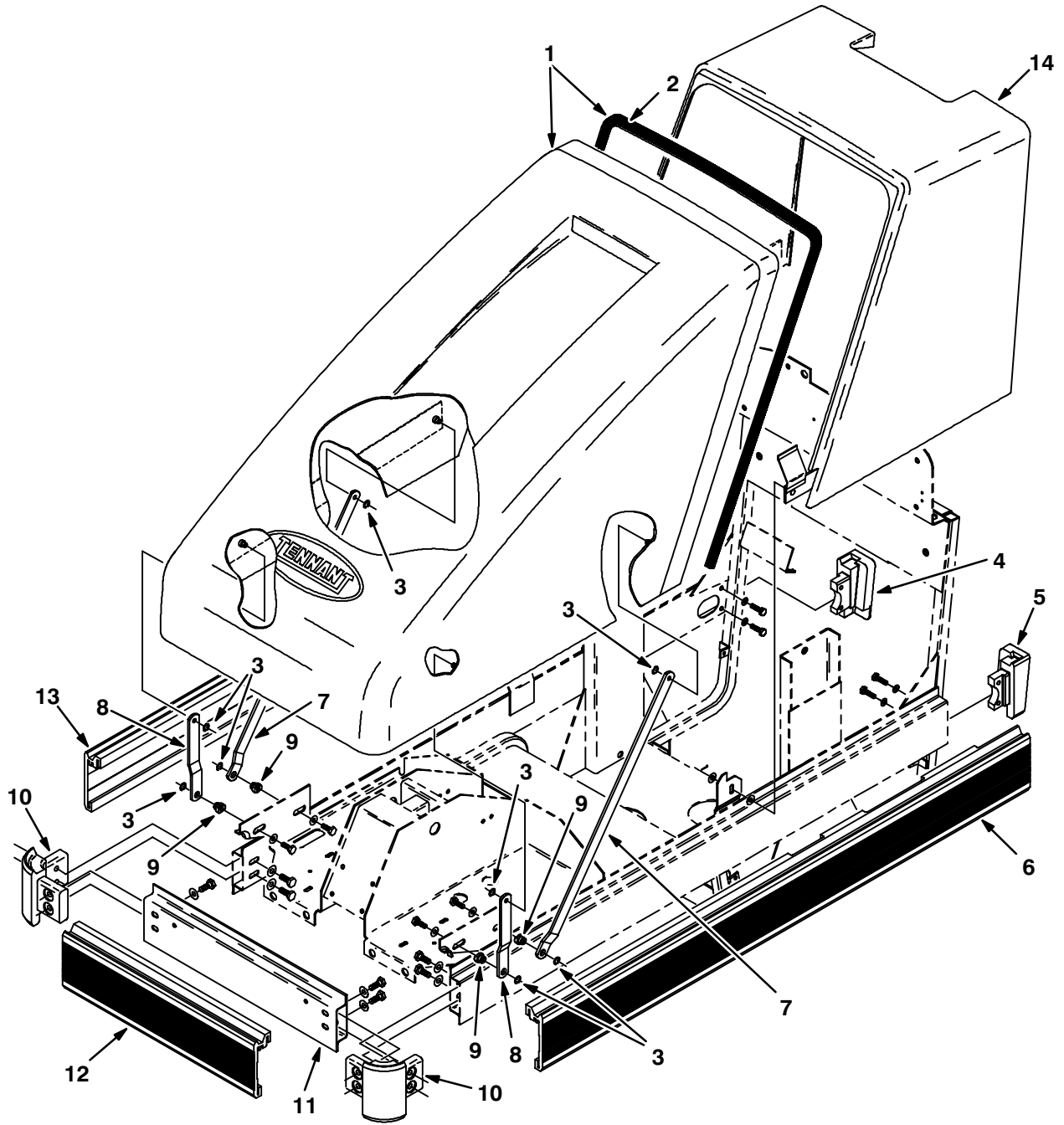


Fig. 3 – Hood and Bumper Group

	Ref.	Tennant Part No.	Machine Serial Number	Description	Qty.
▽	1	05043	(010000-010961 )	Cover, Front	1
▲	2	33360	(010000-010961 )	Seal	1
	3	05284	(010000-010961 )	Clip, Retainer	8
	4	10987	(010000-010961 )	Corner Block, Frame, R.H.	1
	5	10988	(010000-010961 )	Corner Block, Frame, L.H.	1
	6	05070	(010000-010961 )	Bumper, Side L.H.	1
	7	05236	(010000-010961 )	Bar, Hinge Long	2
	8	05223	(010000-010961 )	Bar, Hinge Short	2
	9	05272	(010000-010961 )	Spacer, Hinge	4
	10	04945	(010000-010961 )	Block Assembly, Corner Frame	2
	11	04993	(010000-010961 )	Channel, Nose, Frame	1
	12	05072	(010000-010961 )	Bumper, Front	1
	13	05276	(010000-010961 )	Bumper, Side R.H.	1
	14	05054	(010000-010961 )	Cover, Rear	1

Fig. 4 – Hood and Bumper Group

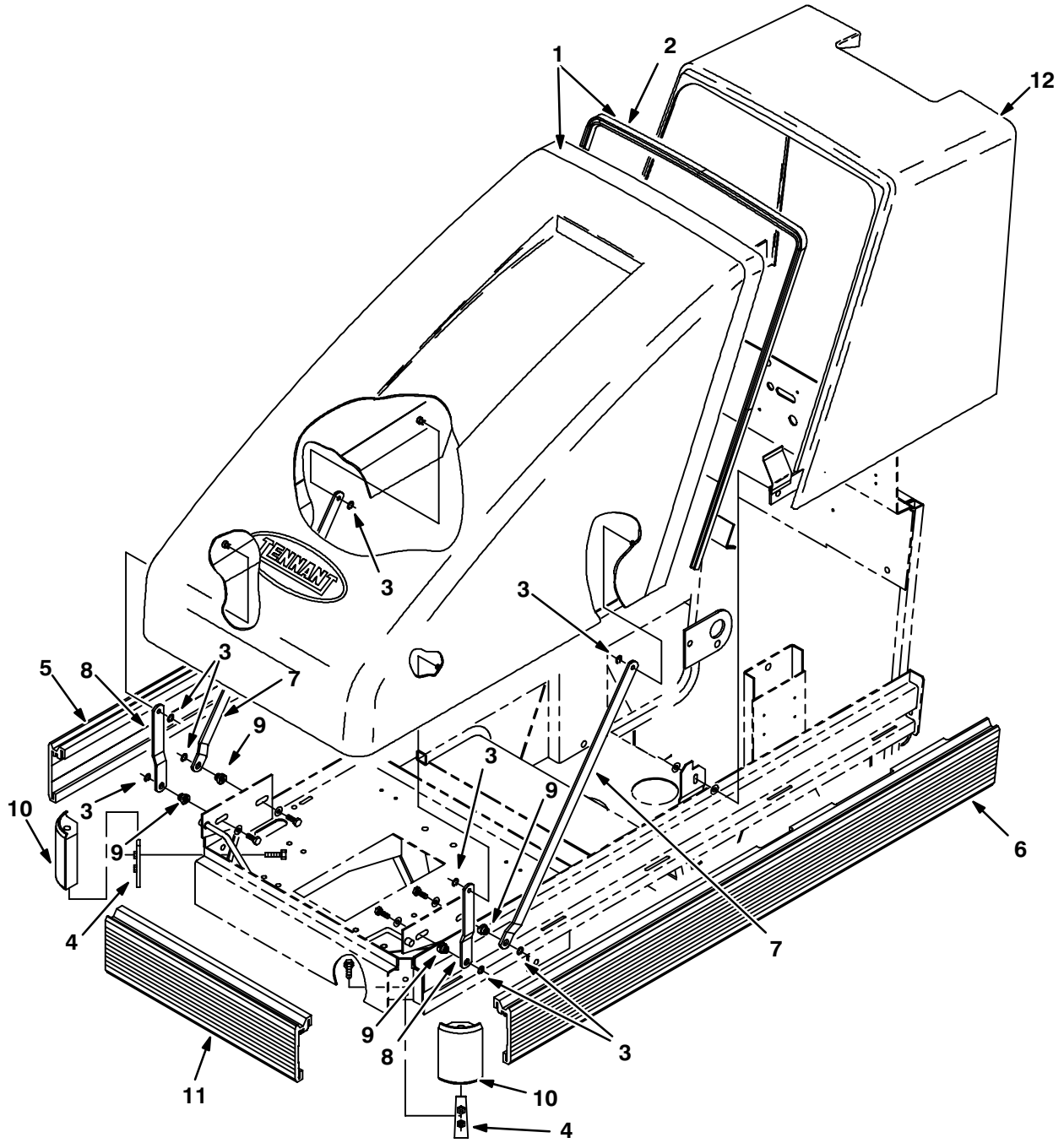
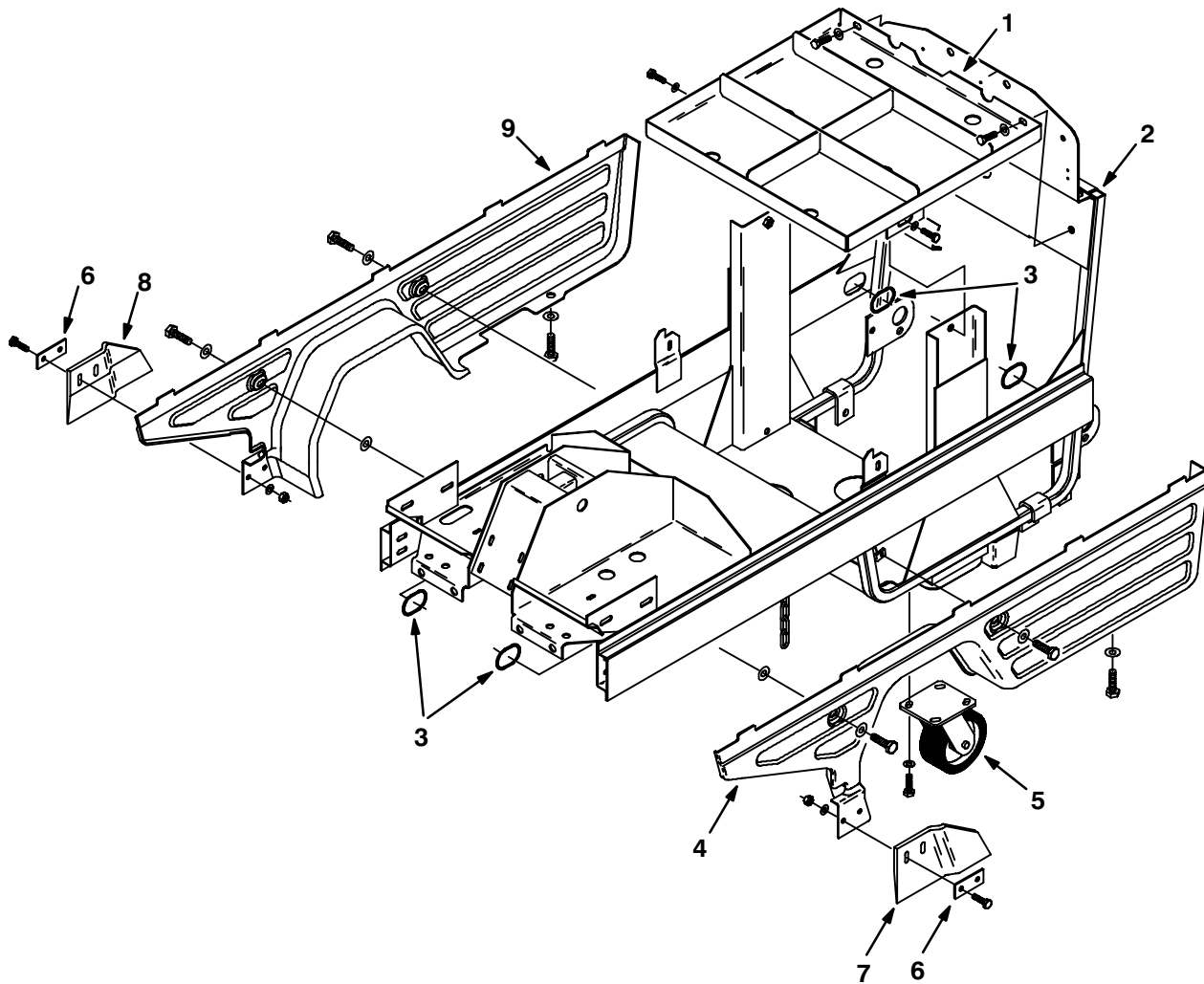


Fig. 4 – Hood and Bumper Group

	Ref.	Tennant Part No.	Machine Serial Number	Description	Qty.
▽	1	05043	(010962– )	Cover, Front	1
▲	2	33360	(010962– )	Seal	1
	3	05284	(010962– )	Clip, Retainer	8
	4	33454	(010962– )	Plate, Mount	2
	5	33537	(010962– )	Bumber, Side, R.H.	1
	6	33536	(010962– )	Bumper, Side, L.H.	1
	7	05236	(010962– )	Bar, Hinge Long	2
	8	05223	(010962– )	Bar, Hinge Short	2
	9	05272	(010962– )	Spacer, Hinge	4
	10	33407	(010962– )	Block, Corner Frame	2
	11	05072	(010962– )	Bumper, Front	1
	12	05054	(010962– )	Cover, Rear	1

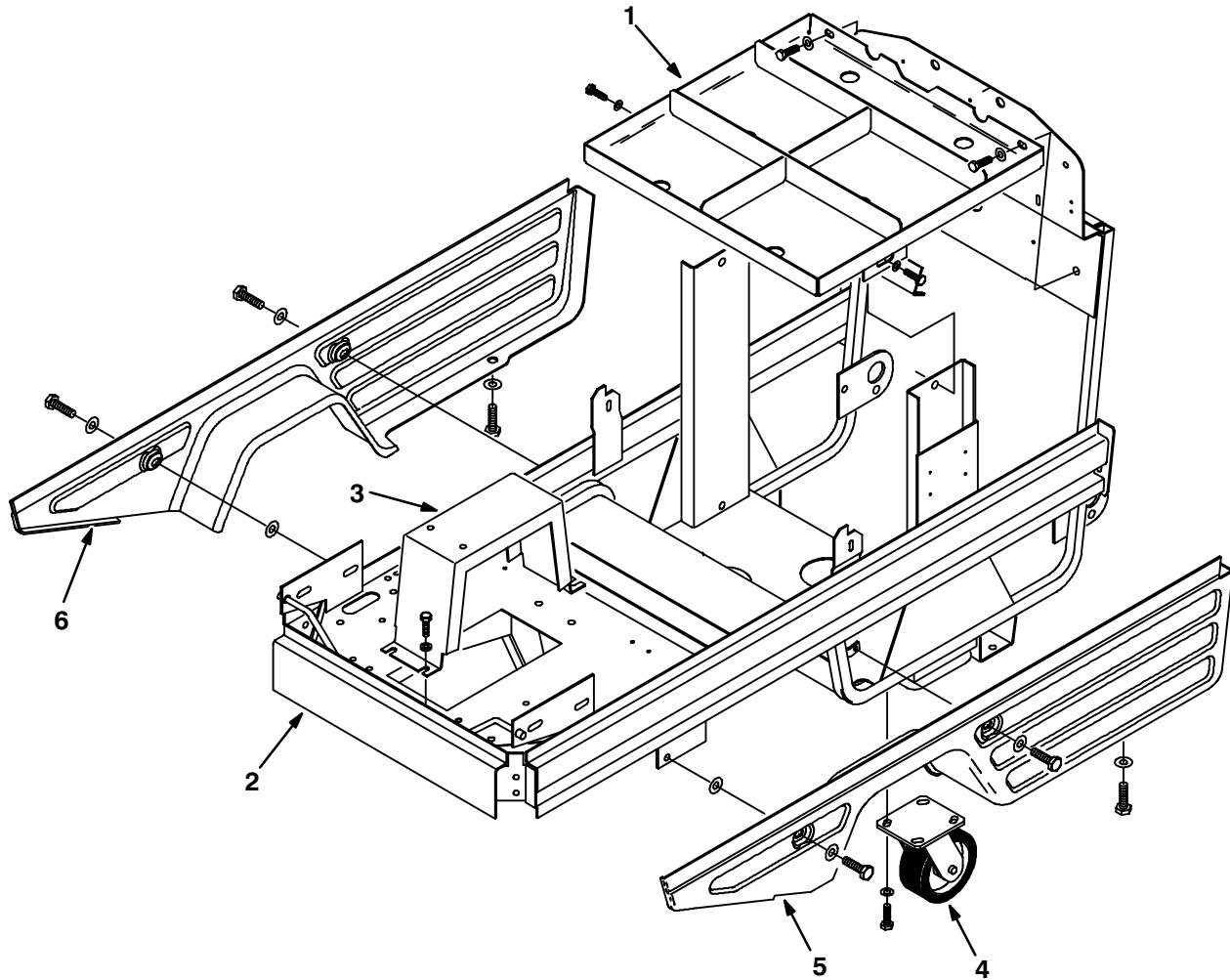
Fig. 5 – Main Frame Group



05040/04197

Ref.	Tennant Part No.	Machine Serial Number	Description	Qty.
1	05006	(010000-010961 )	Tray, Battery	1
2	24863	(010000-010961 )	Frame Replacement Kit	1
3	27929	(010000-010961 )	Grommet	4
4	05048	(010000-010961 )	Panel, Lower, L.H.	1
5	65690	(010000-010961 )	Caster	2
6	10931	(010000-010961 )	Strip, Skirt Retainer	2
7	10929	(010000-010961 )	Skirt, Lower Panel, L.H.	1
8	10930	(010000-010961 )	Skirt, Lower Panel, R.H.	1
9	05047	(010000-010961 )	Panel, Lower, R.H.	1

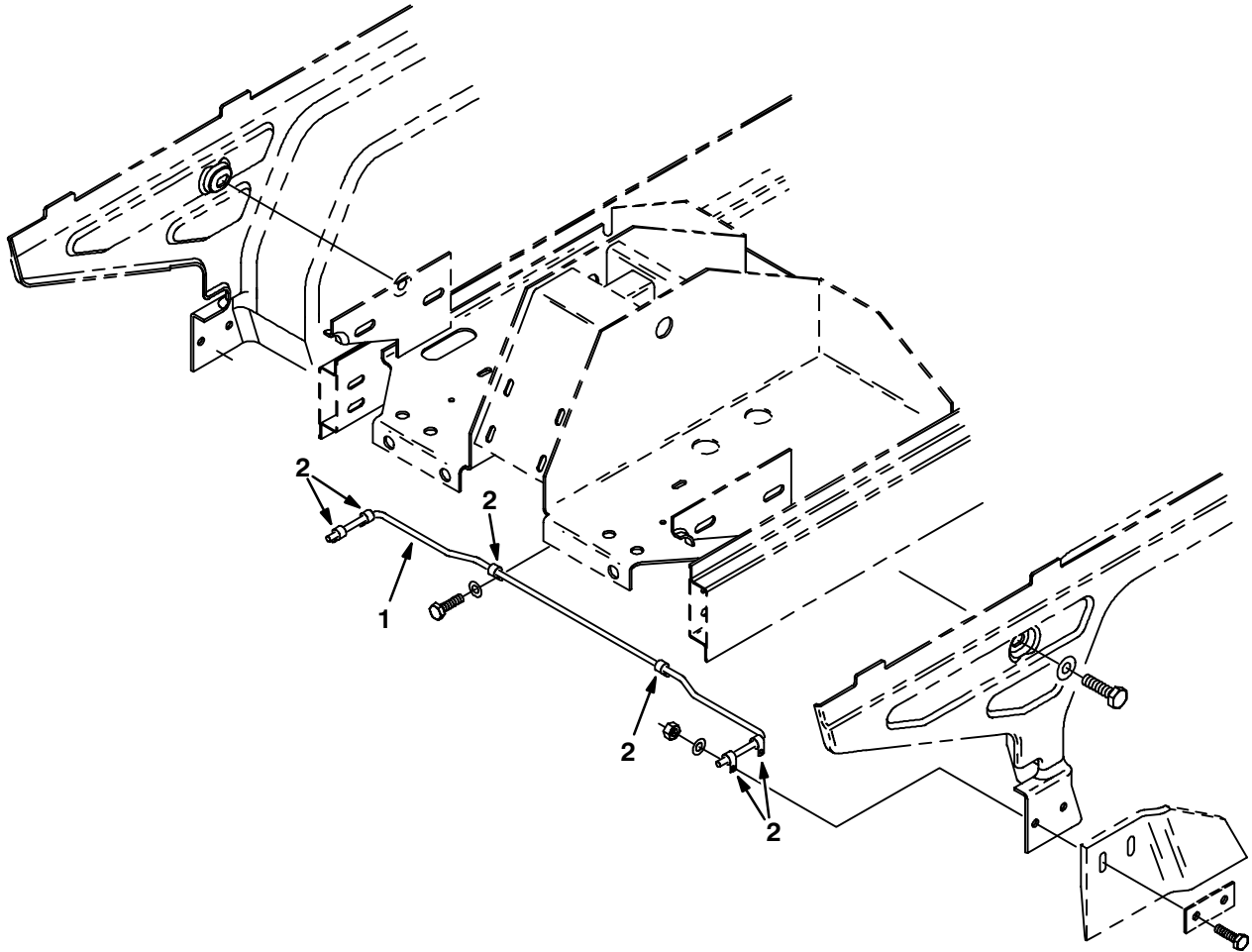
Fig. 6 – Main Frame Group



06168/06142

Ref.	Tennant Part No.	Machine Serial Number	Description	Qty.
1	05006	(010962– )	Tray, Battery	1
2	33490	(010962– )	Frame, Main	1
3	33515	(010962– )	Channel	1
4	65690	(010962– )	Caster	2
5	33548	(010962– )	Panel, Cover, L.H.	1
6	33583	(010962– )	Panel, Lower, R.H.	1

Fig. 7 – Side Skirt Support Group



**Fig. 7 – Side Skirt Support Group**

<b>Ref.</b>	<b>Tennant Part No.</b>	<b>Machine Serial Number</b>	<b>Description</b>	<b>Qty.</b>
1	05646	(010000–010961 )	Spring, Skirt Mounting	1
2	46236	(010000–010961 )	Clamp, Cable	6

Fig. 8 – Front Shroud Group

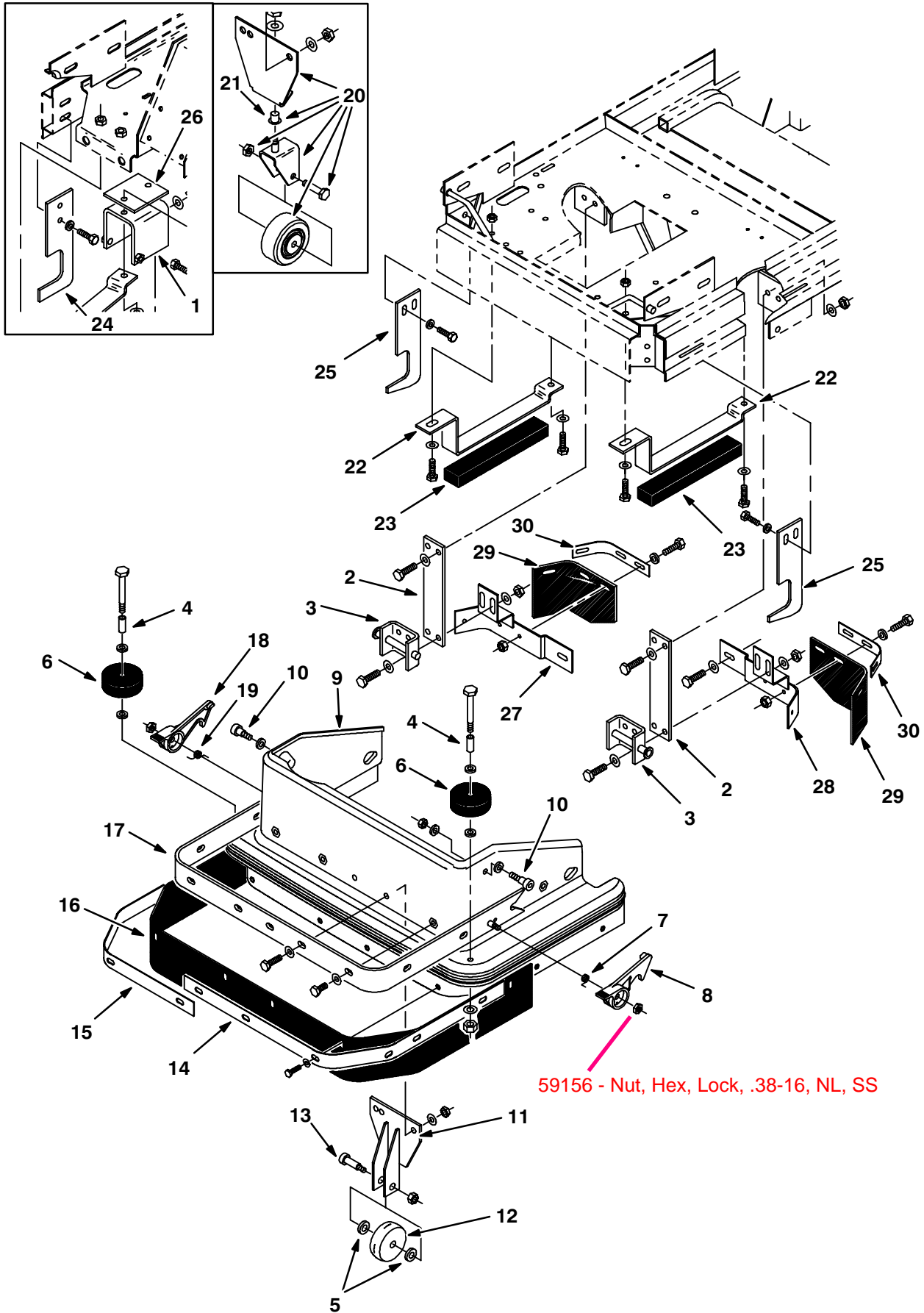


Fig. 8 – Front Shroud Group

Ref.	Tennant Part No.	Machine Serial Number	Description	Qty.
1	06103	(010000-010961 )	Bracket, Spring Mounting	2
2	06108	(010000- )	Spring	2
3	05214	(010000- )	Bracket, Shroud Mounting	2
▽	28496	(010000- )	Scrub Shroud Replacement Kit	1
▲	4 33427	(010000- )	Sleeve	2
▲	5 59633	(010560- )	Bearing, Fiberglide Thrust	2
▲	6 86800	(010000- )	Wheel	2
▲	7 10927	(010000- )	Spring, Torsion, L.H.	1
▲	8 11613	(010000- )	Latch, Shroud, L.H.	1
▲	9 28494	(010000- )	Panel, Scrub Shroud	1
▲	10 36758	(010560- )	Screw, Shoulder	2
▲	11 28365	(010560- )	Bracket, Wheel	1
▲	12 86800	(010560- )	Wheel	1
▲	13 86791	(010560- )	Screw, Shoulder	1
▲	14 05222	(010000- )	Strip, Skirt Retainer, L.H.	1
▲	15 05233	(010000- )	Strip, Skirt Retainer, R.H.	1
▲	16 05240	(010000- )	Skirt, Scrub Head	1
▲	17 05050	(010000- )	Strap, Shroud	1
▲	18 11612	(010000- )	Latch, Shroud, R.H.	1
▲	19 10928	(010000- )	Spring, Torsion, R.H.	1
20	28360	(010000-010559 )	Wheel Replacement Kit	1
21	11489	(010000-010559 )	Bearing, Flanged	1
22	04790	(010000-010961 )	Bracket, Head Stop	2
22	24933	(010962- )	Bracket, Head Stop	2
23	04832	(010000- )	Pad, Head Stop	2
24	28366	(010560-010961 )	Plate, Shroud	2
25	24852	(010962- )	Plate, Mount	2
26	28238	(010000-010961 )	Plate, Spacer	2
27	33535	(010962- )	Bracket, Skirt, R.H.	1
28	33533	(010962- )	Bracket, Skirt, L.H.	1
29	33532	(010962- )	Skirt, Side	2
30	33477	(010962- )	Strip, Backup	2

Fig. 9 – Scrub Head Lift Group

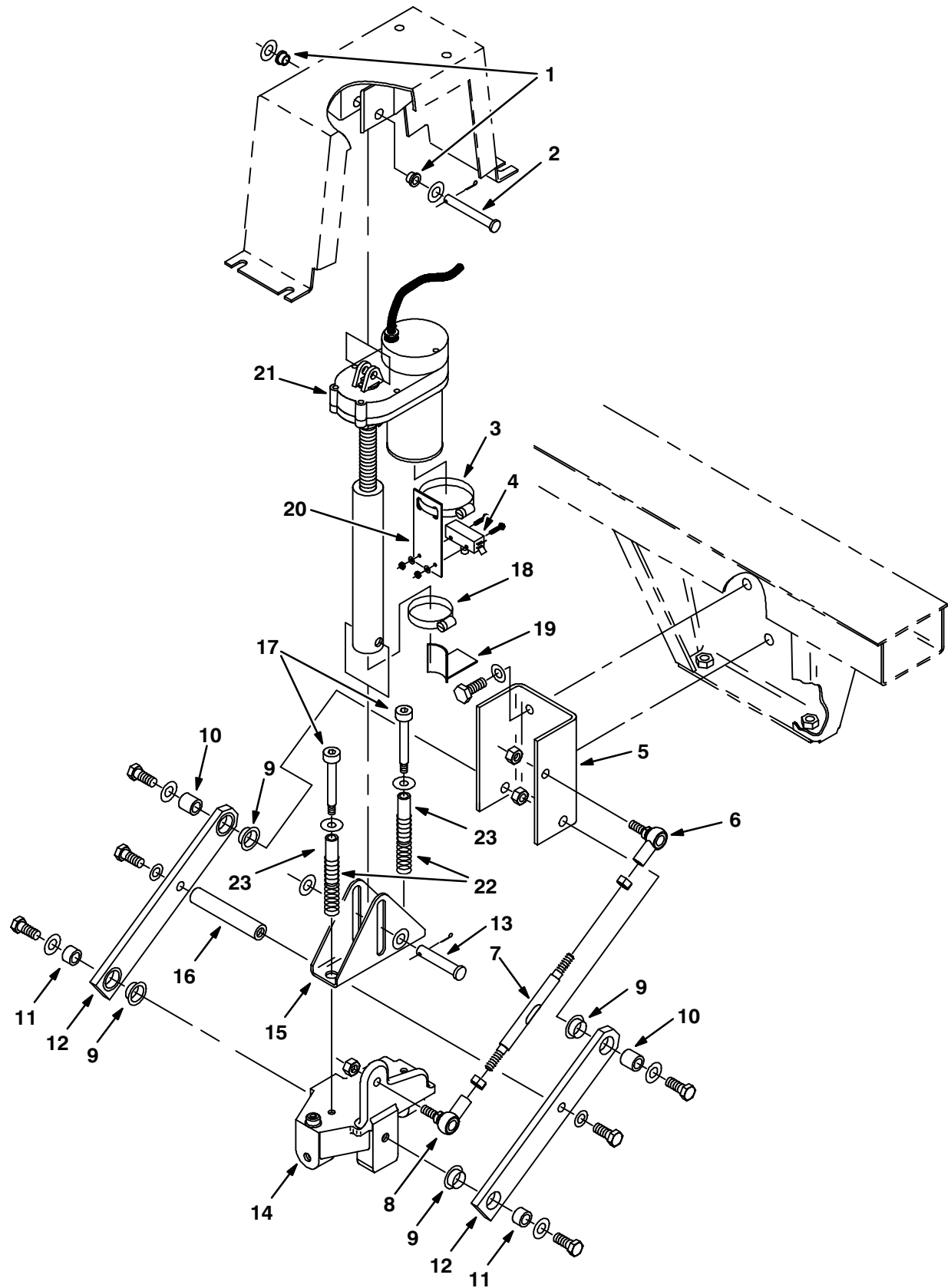
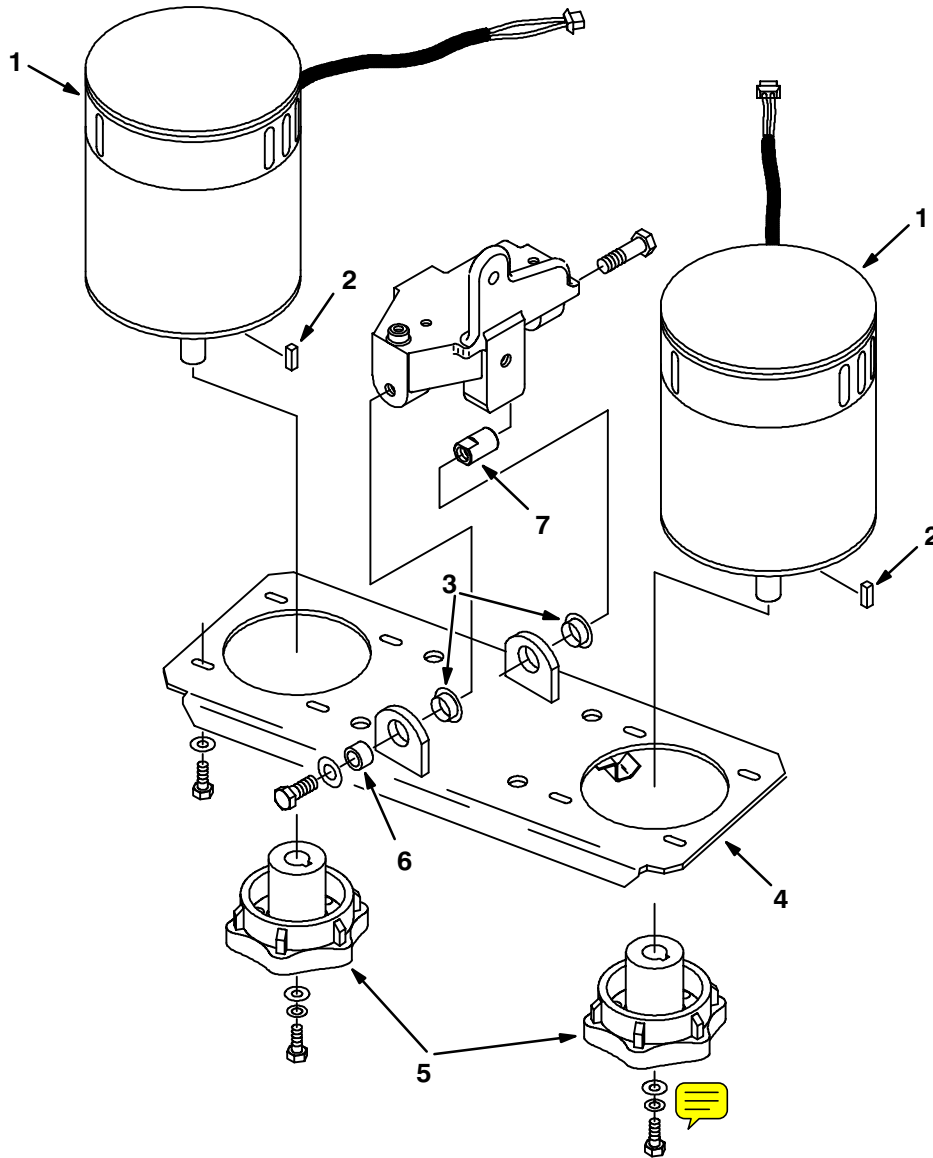


Fig. 9 – Scrub Head Lift Group

Ref.	Tennant Part No.	Machine Serial Number	Description	Qty.
1	44238-10	(010000-	) Bushing, Flange	2
2	29584	(010000-	) Pin, Clevis	1
3	14432	(010000-	) Clamp, Worm Drive	1
4	63846	(010000-	) Switch, Push Button	1
5	05292	(010000-	) Bracket, Link Mount	1
6	05685	(010000-	) Rod End, M10, L.H.	1
7	04921	(010000-	) Rod, Adjusting	1
8	05686	(010000-	) Rod End, M10, R.H.	1
9	04928	(010000-	) Bearing, Flange	4
10	05019	(010000-	) Sleeve	2
11	04927	(010000-	) Sleeve	2
12	04920	(010000-	) Bar, Pivot	2
13	11211	(010000-	) Pin, Clevis	1
14	04924	(010000-	) Pivot, Scrub Head	1
15	10957	(010000-	) Bracket, Head Lift	1
16	04942	(010000-	) Spacer, Rod	1
17	10964	(010000-	) Screw, Shoulder	2
18	11399	(010000-	) Clamp, Worm Drive	1
19	10954	(010000-	) Bracket, Switch	1
20	10951	(010000-	) Bracket, Switch	1
21	10963	(010000-	) Actuator, 36 V	1
22	45261	(010000-	) Spring	2
23	50682	(010000-	) Sleeve	2

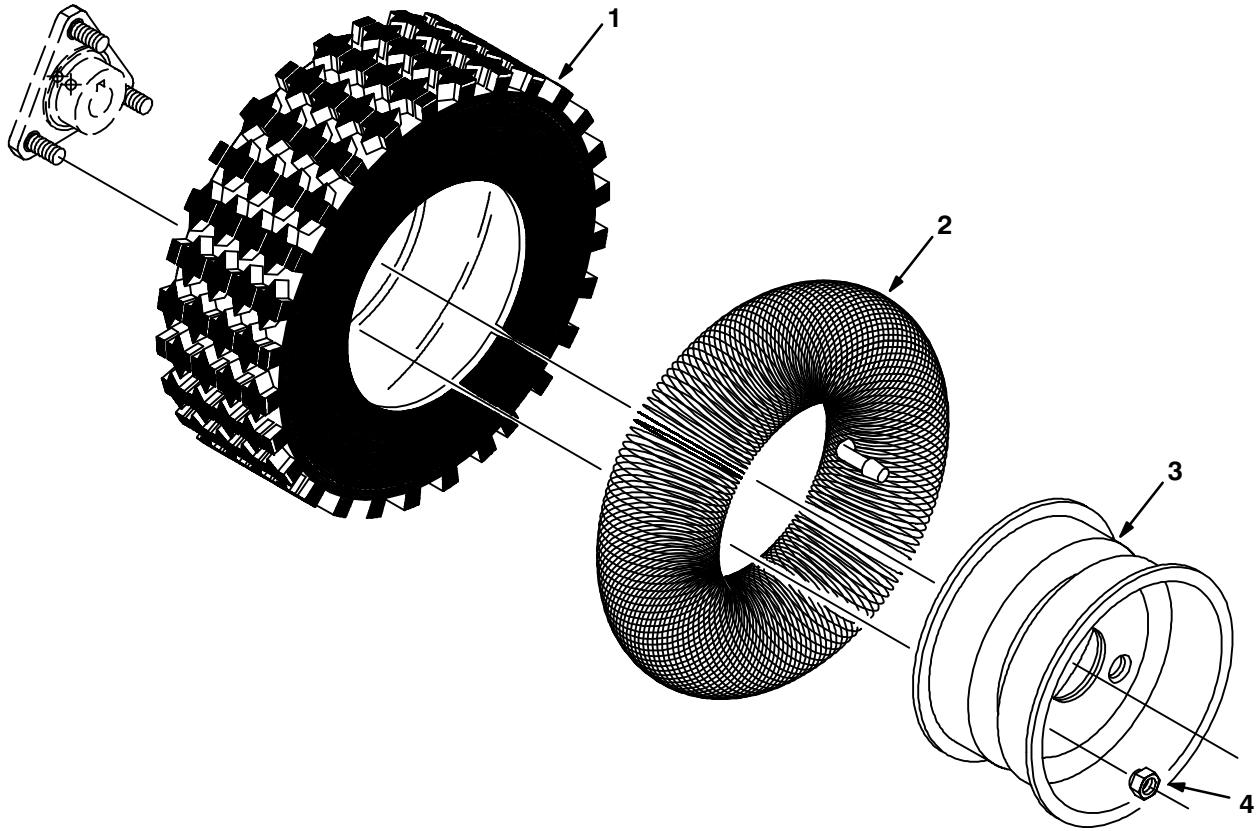
Fig. 10 – Scrub Head Group



04191/05093

Ref.	Tennant Part No.	Machine Serial Number	Description	Qty.
1	04742	(010000– )	Motor, 36 V (See Breakdowns)	2
2	00926	(010000– )	Key, Square	2
3	04928	(010000– )	Bearing, Flange	2
4	05075	(010000– )	Plate, Brush Drive	1
5	14841	(010000– )	Hub, Brush Drive	2
6	04927	(010000– )	Sleeve	1
7	05612	(010000– )	Sleeve, Scrub Head Rear	1

Fig. 11 – Tire and Rim Assembly



04774/04200

Ref.	Tennant Part No.	Machine Serial Number	Description	Qty.
▽	61597	(010000–	) Tire and Rim Assembly	2
▲	1 61596	(010000–	) Tire	1
▲	2 04658	(010000–	) Tube, Inner	1
▲	3 04657	(010000–	) Rim	1
4	11109	(010000–	) Nut, Wheel	6

Fig. 12 – Single Drive Group

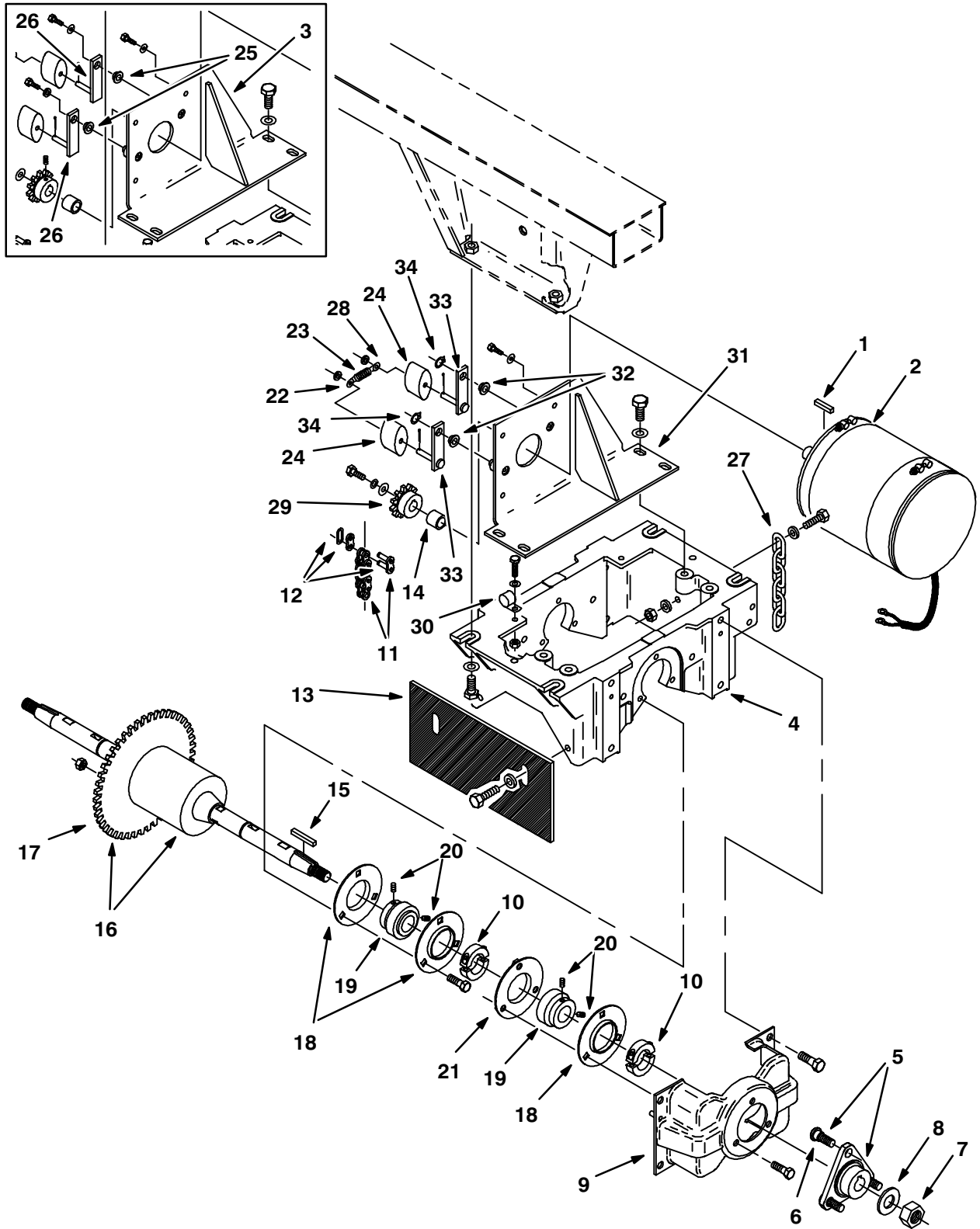


Fig. 12 – Single Drive Group

Ref.	Tennant Part No.	Machine Serial Number	Description	Qty.	
1	00926	(010000– )	Key, Square	1	
2	05680	(010000– )	Motor, Electric (See Breakdowns)	1	
3	24553	(010000–011044 )	Plate Kit, Motor Mounting	1	
4	05191	(010000– )	Housing, Drive Wheel Support	1	
▽	5	05606	(010000– )	Hub Assembly, Single Drive	2
▲	6	11117	(010000– )	Stud, Wheel	3
	7	33342	(010000– )	Nut, Nylon Hex, M16	2
	8	04400	(010000– )	Washer, M16	2
	9	11088	(010000– )	Bracket, Support Bearing	2
	10	05696	(010000– )	Collar, Clamping	4
▽	11	61416	(010000– )	Chain and Link Assembly	1
▲	12	28272	(010000– )	Link, Roller Chain	1
	13	24645	(010000– )	Skirt	1
	14	04744	(010000– )	Spacer	1
	15	00927	(010000– )	Key, Square	2
▽	16	24682	(010000– )	Differential and Sprocket Replacement Kit	1
▲	17	11127	(010000– )	Sprocket	1
▲	18	36190	(010000– )	Flange	6
▲▽	19	24684	(010000– )	Bearing Replacement Kit	4
▲▲	20	79599	(010000– )	Screw, Nylon Set	2
▲	21	04746	(010000– )	Flange, Bearing	2
	22	05605	(010000– )	Wire, Spring, Long	1
	23	04720	(010000– )	Spring, Compression	1
	24	04671	(010000– )	Puck, Chain Tensioner	2
	25	05582	(010000–011044 )	Bearing, Flange	2
	26	24548	(010000–011044 )	Arm Kit, Chain Tensioner	2
	27	47277	(010962– )	Chain, Static	1
	28	05604	(010000– )	Wire, Spring, Short	1
	29	04721	(010000– )	Sprocket	1
	30	40678–1	(010000– )	Clamp, Cable	1
	31	24552	(011045– )	Plate, Motor Mounting	1
	32	15877	(011045– )	Bearing, Flange	2
	33	24547	(011045– )	Arm, Chain Tensioner	2
	34	24555	(011045– )	E-Ring, External	2

Fig. 13 – Solution and Recovery Tanks Group

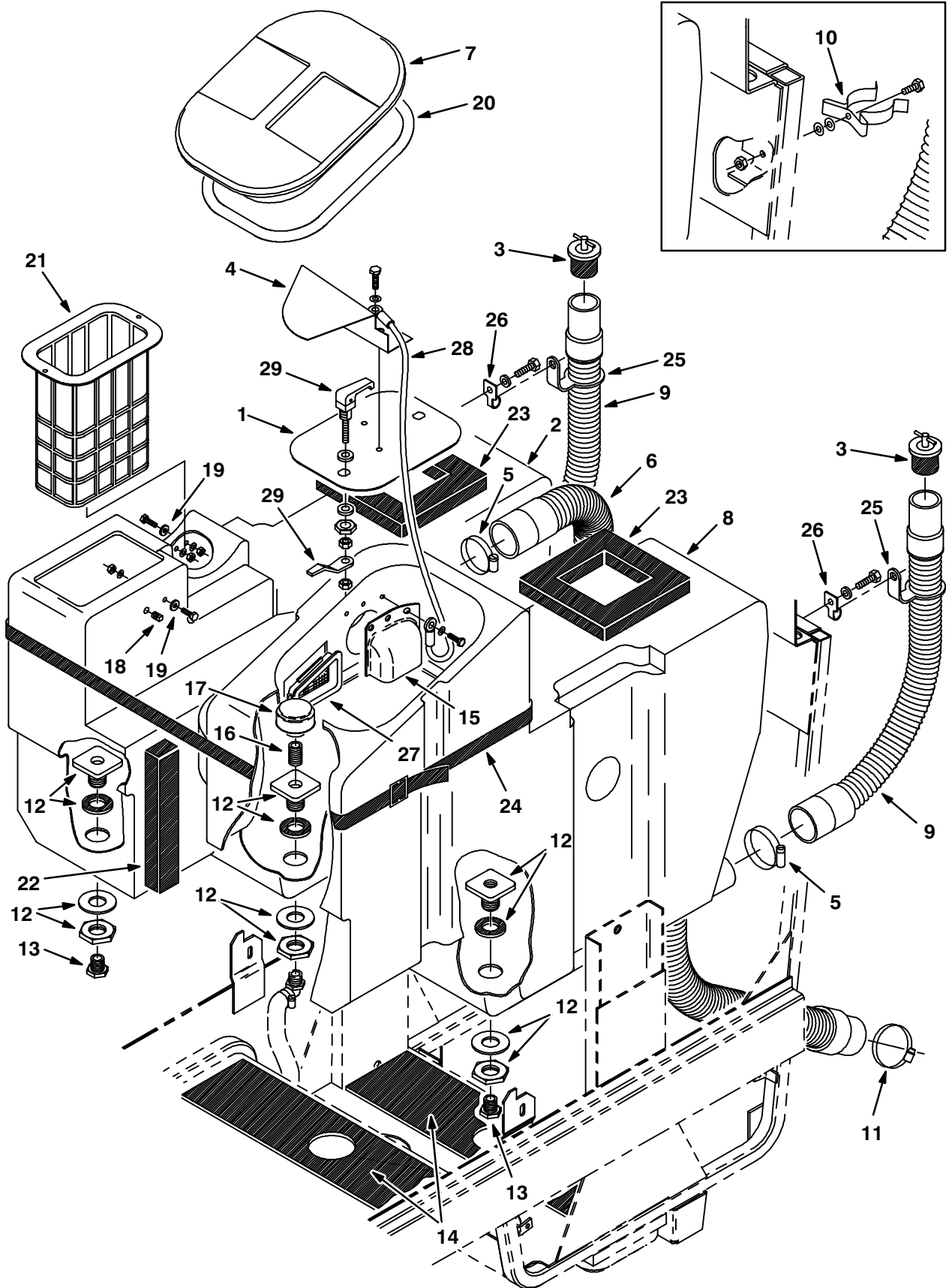


Fig. 13 – Solution and Recovery Tanks Group

Ref.	Tennant Part No.	Machine Serial Number	Description	Qty.
1	65552	(010000-012380 )	Baffle Kit	1
1	65551	(012381-	) Plate, Baffle	1
2	05014	(010000-	) Tank, Solution	1
3	222396	(010000-	) Stopper Assembly	2
4	11746	(010000-	) Baffle, Tank	1
5	22297	(010000-	) Clamp, Worm Drive	3
6	05216	(010000-	) Hose, Squeegee	1
7	06137	(010000-	) Cover, Recovery Tank	1
8	05015	(010000-	) Tank, Recovery	1
9	05127	(010000-	) Hose, Drain	2
10	67004	(010000-010894 )	Clip, Finger Grip	2
11	33344	(010000-	) Clamp, Worm Drive	1
12	65566	(010000-	) Fitting, Straight	3
13	75611	(010000-	) Fitting, Plug	2
14	05675	(010000-	) Pad, Tank	2
15	11750	(010000-	) Baffle, Vacuum Fan	1
16	69784	(010000-	) Fitting, Nipple	1
17	05218	(010000-	) Strainer, Solution Tank	1
18	56119	(010000-	) Fitting, Plug	1
19	76426	(010000-	) Washer, Sealing	3
20	05165	(010000-	) Seal, Recovery Tank Lid	1
21	43516A	(010000-	) Basket, Soap	1
22	04832	(010000-	) Pad, Foam	1
23	57828	(010000-	) Foam	2
24	04836	(010000-	) Strap, Poly	1
25	24663	(010895-	) Strap, Drain Hose	2
26	24638	(010895-	) Clip, Drain Hose	2
27	05089	(010000-	) Screen	1
28	19676	(010000-	) Lanyard	1
29	65695	(012381-	) Latch, Lift and Turn, Adjustable	2

Fig. 14 – Recovery Tank Float Group

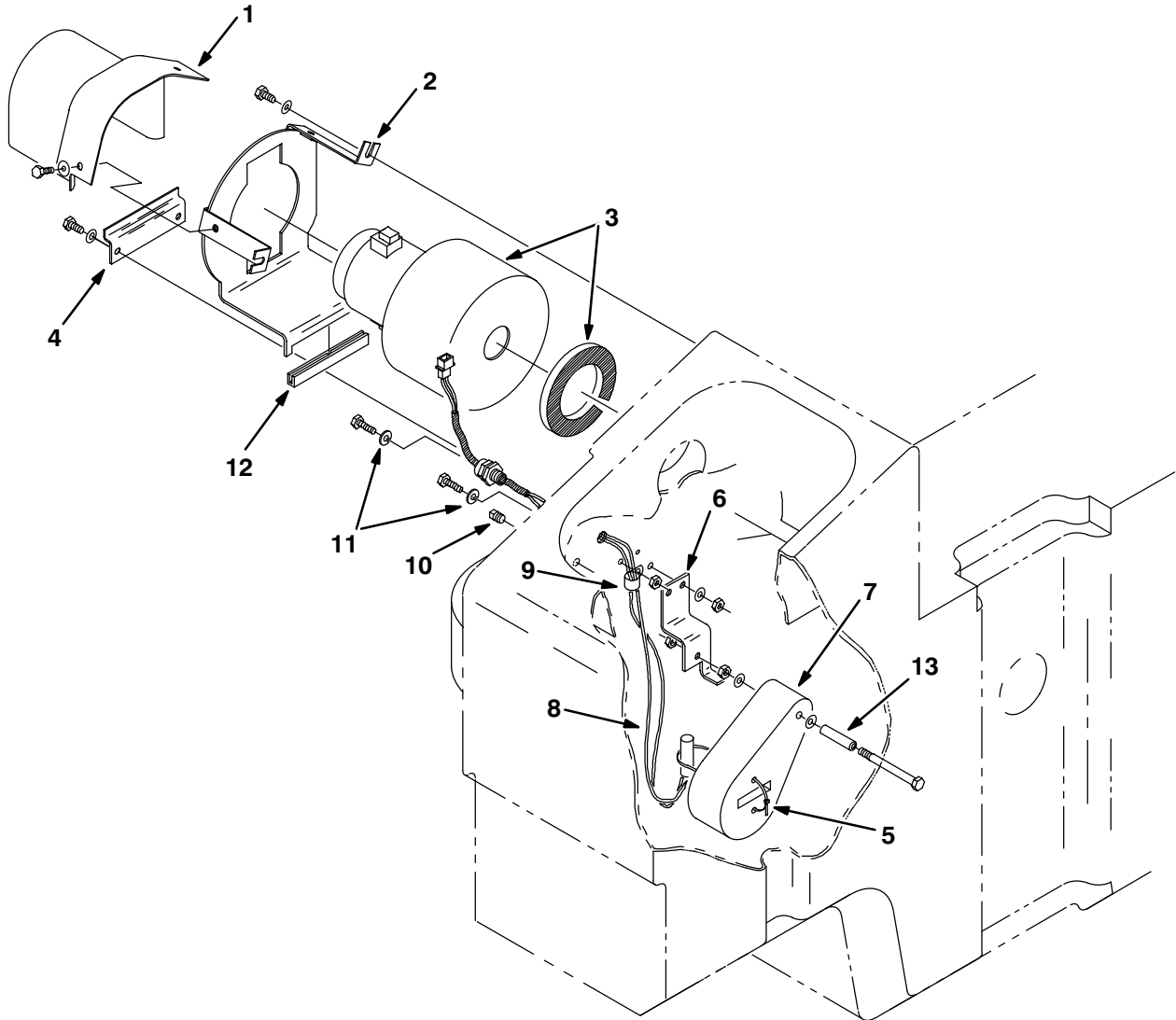


Fig. 14 – Recovery Tank Float Group

Ref.	Tennant Part No.	Machine Serial Number	Description	Qty.
1	10936	(010000–	) Guard, Vacuum Fan	1
2	06174	(010000–	) Bracket, Vacuum Fan	1
3	10914	(010000–	) Fan, Vacuum (See Breakdowns)	1
4	06146	(010000–	) Bracket, Mounting	1
5	49266	(010000–	) Tie, Cable	1
6	05567	(010000–	) Bracket, Water Level Control	1
7	65683	(010000–	) Float, Water Level	1
8	10935	(010000–010640	) Mercury Switch Assembly	1
8	28346	(010641–	) Mercury Switch Assembly	1
9	33584	(010000–	) Clamp, Cable	1
10	56119	(010000–	) Fitting, Plug	1
11	76426	(010000–	) Washer, Sealing	3
12	10911	(010000–	) Isolator, Vacuum Fan	1
13	78551	(010000–	) Tube	1

Fig. 15 – Solution Control Group

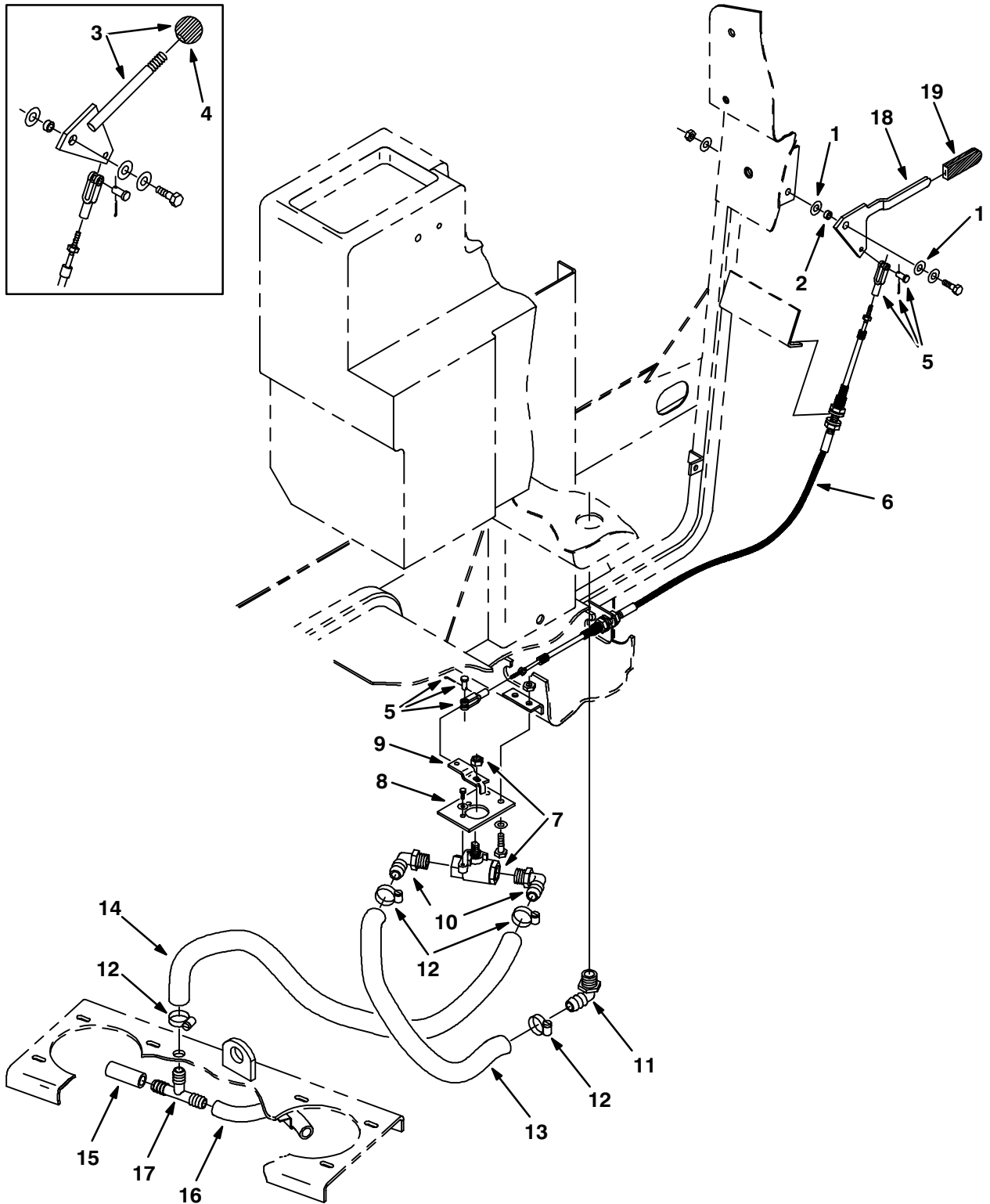


Fig. 15 – Solution Control Group

Ref.	Tennant Part No.	Machine Serial Number	Description	Qty.
1	43611	(010000–	) Washer, Nylon	2
2	63342	(010000–	) Sleeve	1
3	33441	(010000–010640	) Water Handle Kit	1
4	26565	(010000–010640	) Knob	1
5	27880	(010000–	) Yoke Assembly	2
6	05670	(010000–	) Cable, Push Pull	1
7	12083	(010000–	) Water, Valve	1
8	05294	(010000–	) Bracket, Valve Mounting	1
9	05669	(010000–	) Arm, Water Valve	1
10	63244–1	(010000–	) Fitting, Barbed Elbow	2
11	63244–3	(010000–	) Fitting, Barbed Elbow	1
12	54333	(010000–	) Clamp, Worm Drive	4
13	05714	(010000–	) Hose, PVC	1
14	05712	(010000–	) Hose, Clear Vinyl	1
15	05711	(010000–	) Hose, Clear Vinyl	1
16	05715	(010000–	) Hose, Clear Vinyl	1
17	63245–1	(010000–	) Fitting, Barbed Tee	1
18	33438	(010641–	) Lever, Control	1
19	33439	(010641–	) Grip, Handle	1

Fig. 16 – Battery Group

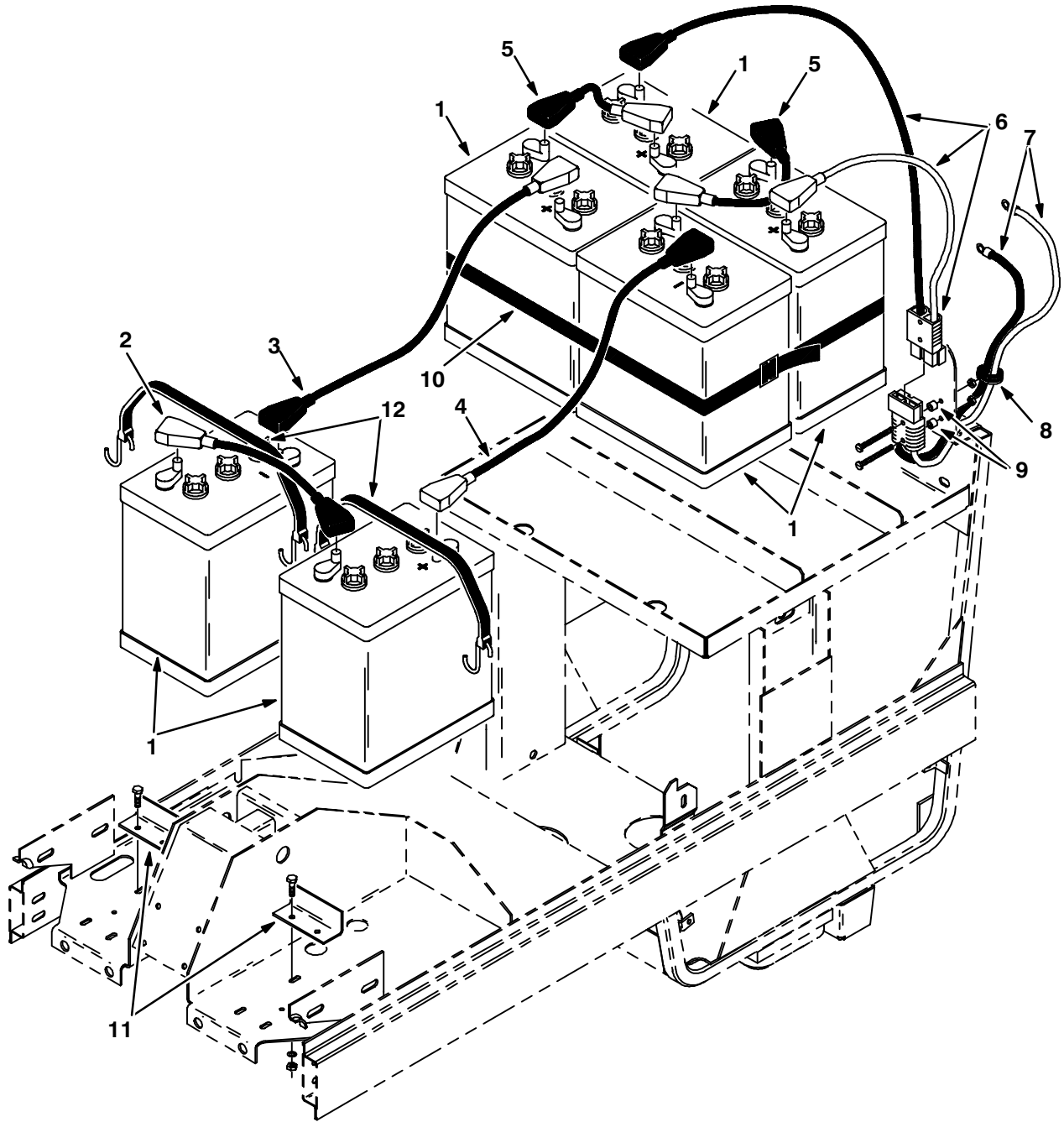


Fig. 16 – Battery Group

Ref.	Tennant Part No.	Machine Serial Number	Description	Qty.
1	11230	(010000-010422 )	Battery, 6 V, Wet (Replaced by 10155)	6
1	11229	(010000-010422 )	Battery, 6 V, Dry (International Only)	6
2	05251	(010000-010422 )	Cable, Battery	1
3	63757	(010000-010422 )	Cable, Battery	1
4	05252	(010000-010422 )	Cable, Battery	1
5	63755	(010000-010422 )	Cable, Battery	2
6	05671	(010000-010422 )	Cable, Battery	1
7	05672	(010000-010422 )	Cable, Battery	1
8	10632	(010000-010422 )	Grommet, Rubber	1
9	65742	(010000-010422 )	Sleeve	2
10	04836	(010000-010422 )	Strap, Poly, Webbing	1
11	04684	(010000-010422 )	Angle, Battery Stop	2
12	33671	(010000-010422 )	Strap, Rubber, Tie-down	2

Fig. 17 – Battery Group

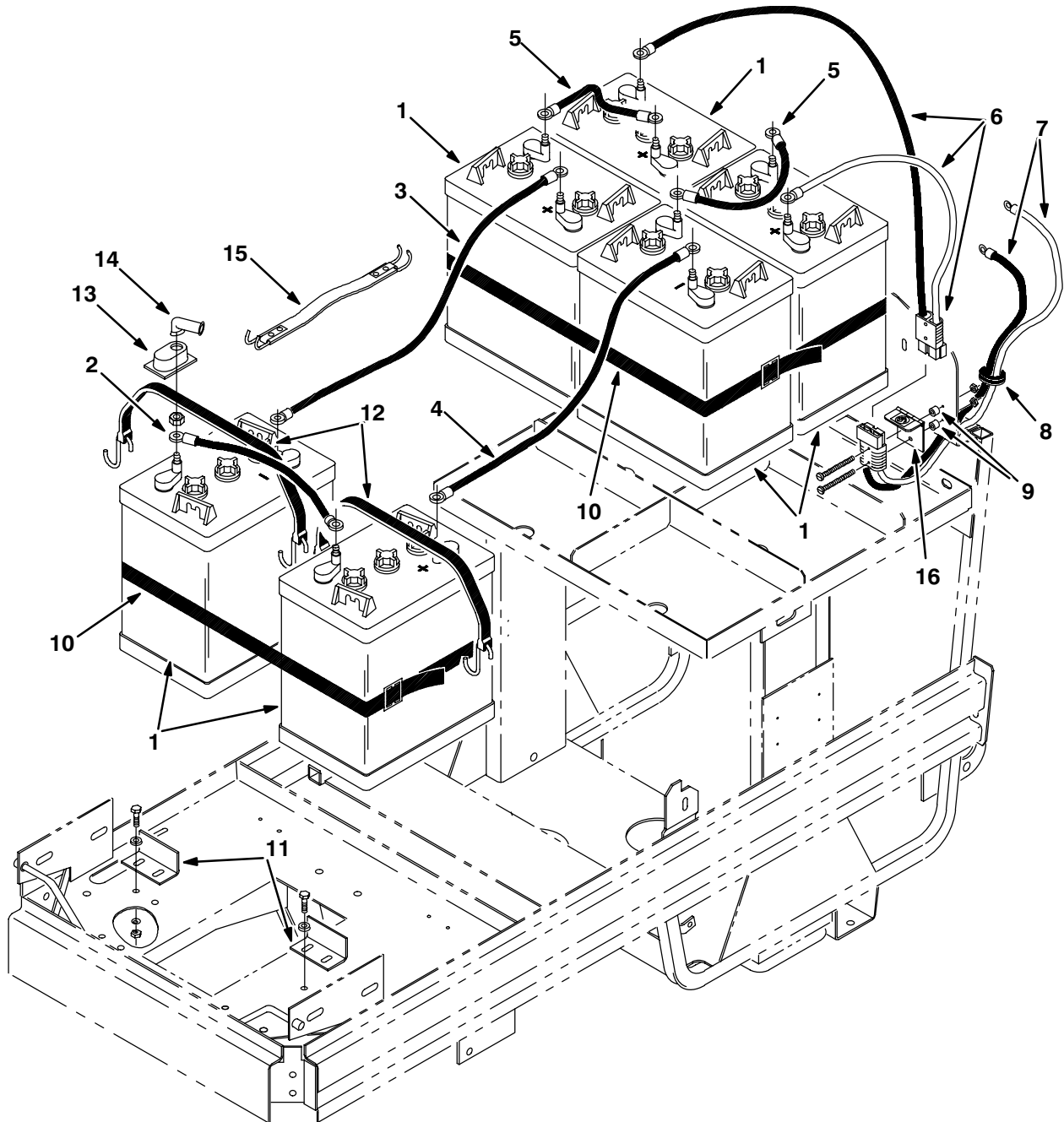


Fig. 17 – Battery Group

Ref.	Tenant Part No.	Machine Serial Number	Description	Qty.
1	10155	(010423–	) Battery, 6 V, Wet	6
1	11229	(010423–	) Battery, 6 V, Dry (International Only)	6
2	28333	(010423–	) Cable, Battery	1
3	28334	(010423–	) Cable, Battery	1
4	28335	(010423–	) Cable, Battery	1
5	63740	(010423–	) Cable, Battery	2
6	28332	(010423–	) Cable, Battery	1
7	05672	(010423–	) Cable, Battery	1
8	10632	(010423–	) Grommet, Rubber	1
9	65742	(010423–	) Sleeve	2
10	04836	(010423–	) Strap, Poly, Webbing	2
11	04684	(010423–010961	) Angle, Battery Stop	2
11	24843	(010962–	) Angle, Battery Stop	2
12	33671	(010423–	) Strap, Rubber, Tie–down	2
13	45962	(010423–	) Cover, Terminal	12
14	02076	(010423–	) Cover, Terminal	12
15	28286	(010423–	) Strap, Battery Lift	1
16	65744	(010423–	) Hinge, W/Label, SB50	1

Fig. 18 – Steering Control Group

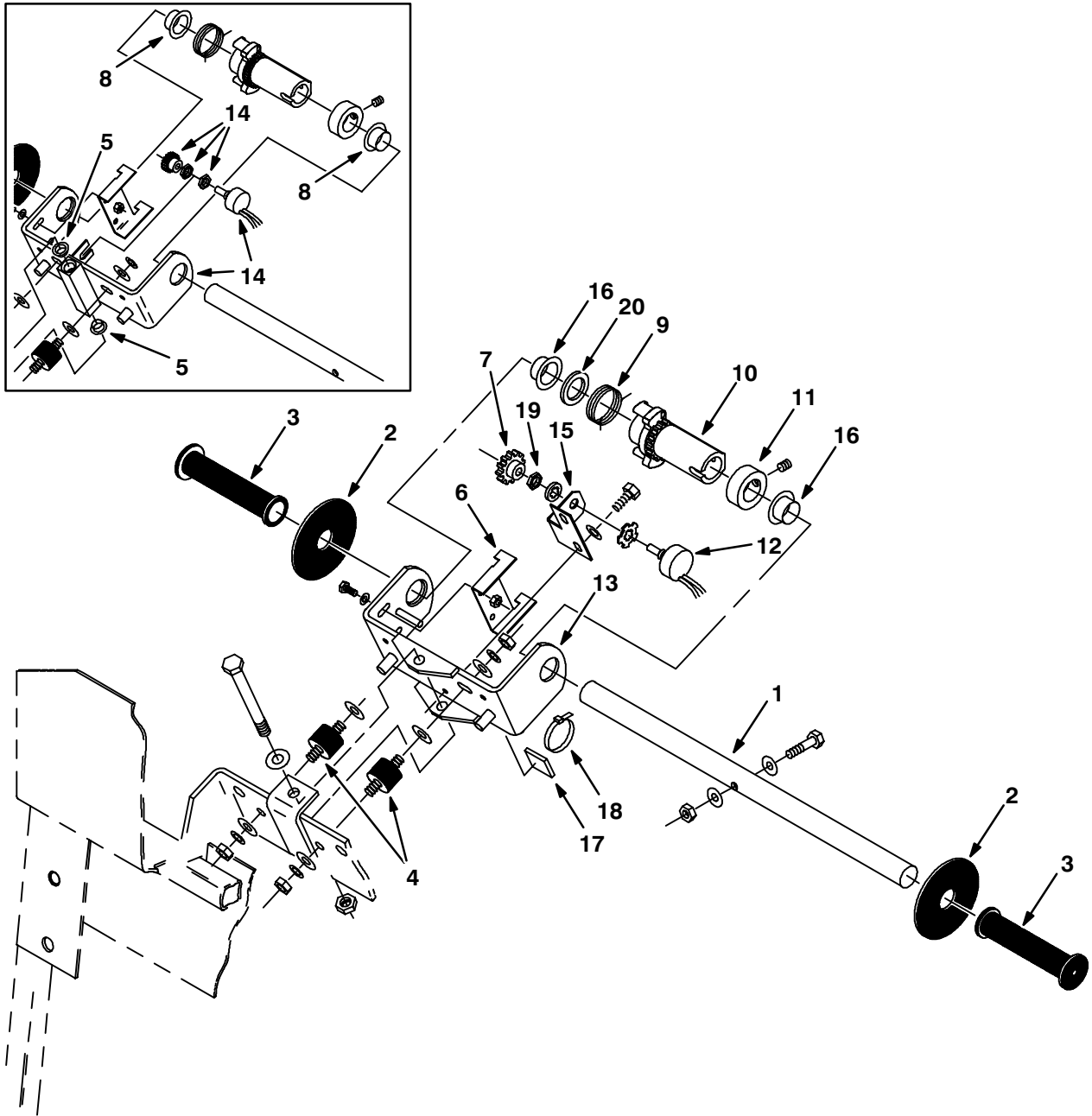


Fig. 18 – Steering Control Group

Ref.	Tennant Part No.	Machine Serial Number	Description	Qty.
1	04760	(010000– )	Handle, Speed Control	1
2	06208	(010000– )	Washer, Neoprene	2
3	04765	(010000– )	Grip, Handle	2
4	05611	(010000– )	Isolator, Vibration	2
5	05582	(010000–010346 )	Bearing, Flange	2
6	04767	(010000– )	Stop, Spring	1
7	27974	(010347– )	Gear	1
8	04761	(010000–010346 )	Bearing, Flange	2
9	04762	(010000– )	Spring, Torsion Centering	1
10	04763	(010000– )	Hub and Gear	1
11	04766	(010000– )	Collar, Shaft	1
12	27955	(010347– )	Potentiometer Replacement Kit	1
13	27934	(010347– )	Bracket, Handle	1
14	27971	(010000–010346 )	Potentiometer Replacement Kit	1
15	27973	(010347– )	Bracket, Potentiometer	1
16	27937	(010347– )	Bearing, Flange	2
17	55248	(010000– )	Mount, Cable Tie	1
18	49266	(010000– )	Tie, Cable	1
19	86730	(010347– )	Nut, Hex, Thin	1
20	82226	(010000– )	Washer	1

Fig. 19 – Rear Electric Panel Group

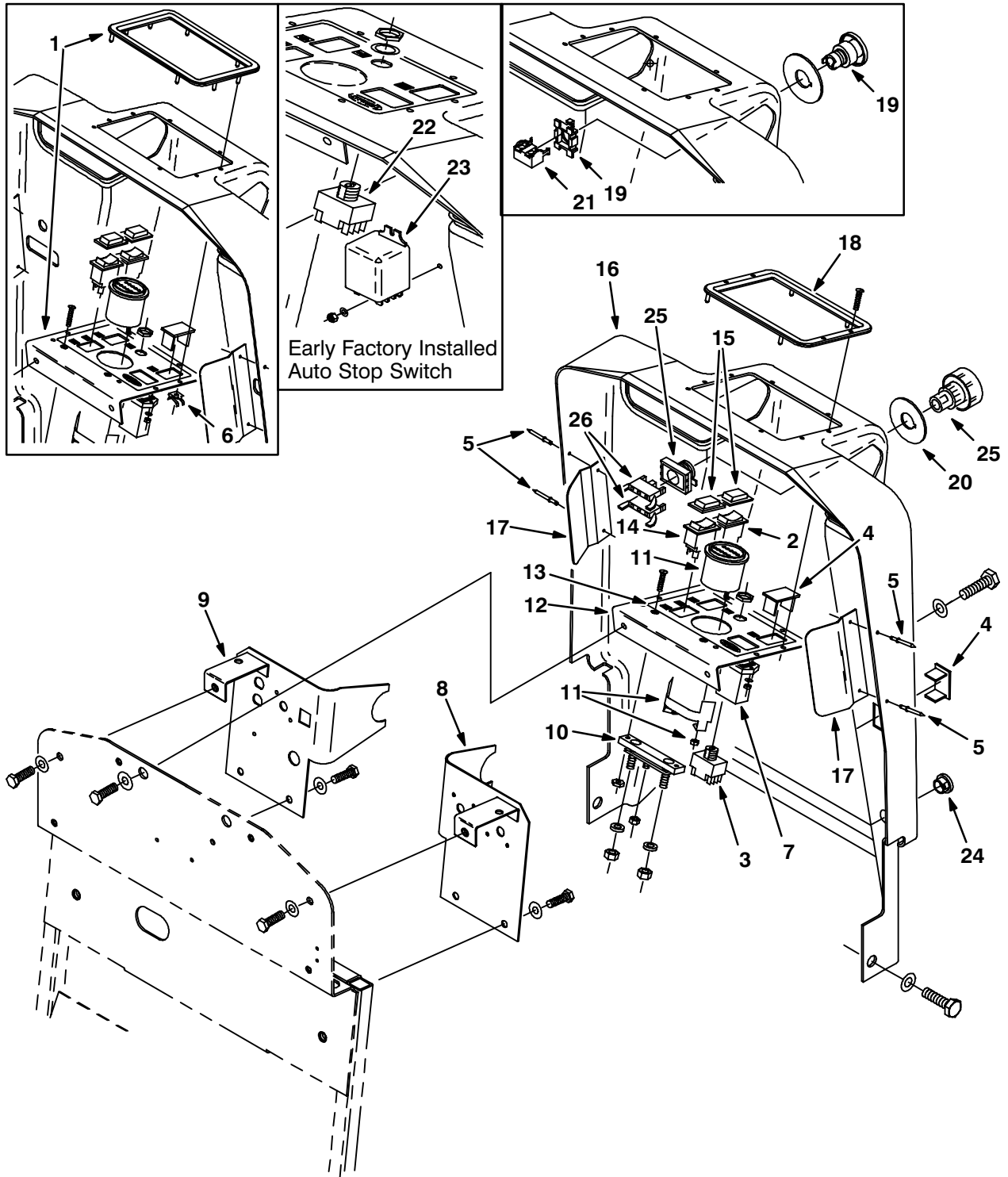
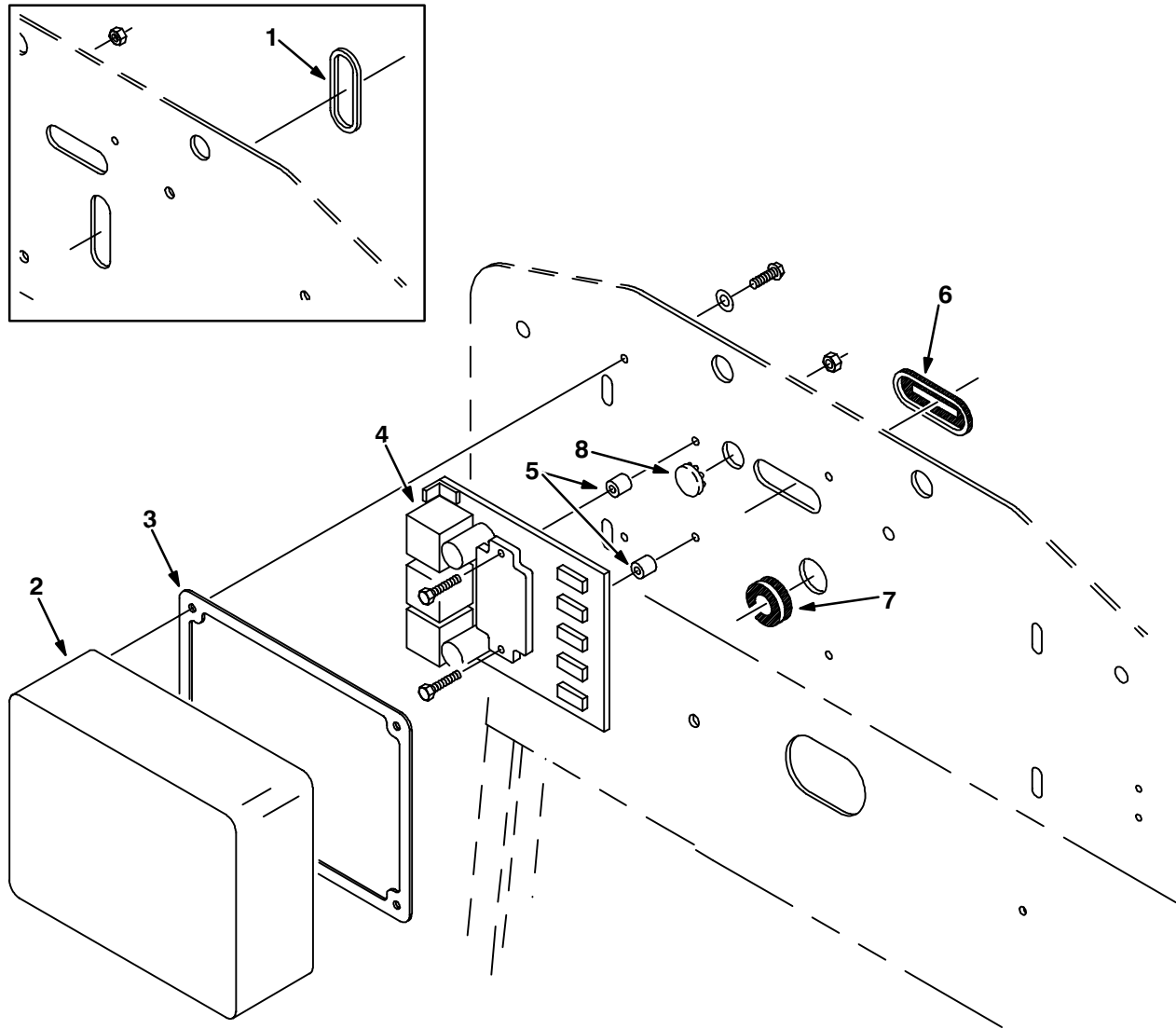


Fig. 19 – Rear Electric Panel Group

Ref.	Tennant Part No.	Machine Serial Number	Description	Qty.	
1	33511	(010000–010890 )	Instrument Panel and Bezel Kit	1	
2	65554	(010000– )	Switch, Progressive Rocker	1	
▽	3	31203	(010000– )	Switch Assembly, Key	1
▲	31204	(010000– )	Key, Switch	1	
4	57772	(010000– )	Plate, Cover	2	
5	56799	(010000– )	Rivet, Pop	4	
6	05280	(010000–010890 )	Clip, Stud, Receiver Speed	8	
7	31988	(010000– )	Hourmeter	1	
8	04957	(010000– )	Plate, Circuit Breaker Mounting	1	
9	28416	(010000– )	Plate, Circuit Breaker Mounting	1	
10	10973	(010000– )	Shunt	1	
11	11488	(010000– )	Brush Pressure/Battery Gauge	1	
12	33501	(010891– )	Panel, Instrument	1	
13	10960	(010000– )	Label, Instrument Panel	1	
14	65559	(010000– )	Switch, Rocker, DPDT	1	
15	57807	(010000– )	Cover, Rocker Switch Seal	2	
16	65597	(010000– )	Panel and Label Assembly, Rear	1	
17	05027	(010000– )	Guide, Cover, Rear	2	
18	33492	(010891– )	Bezel, Touch Panel	1	
19	28429	(010000–012618 )	Switch, Push Button	1	
20	28428	(010000– )	Plate, Stop Button	1	
21	11608	(010000–012618 )	Contacts, Switch	2	
▽	22	11651	(010000–010849 )	Switch Assembly	1
▲	31204	(010000–010849 )	Key, Switch	1	
23	87284	(010000–010849 )	Relay,DPDT	1	
24	65584	(010000– )	Plugbuuton	1	
25	65664	(012619– )	Switch, Push Button	1	
26	65665	(012619– )	Contacts, Switch	2	

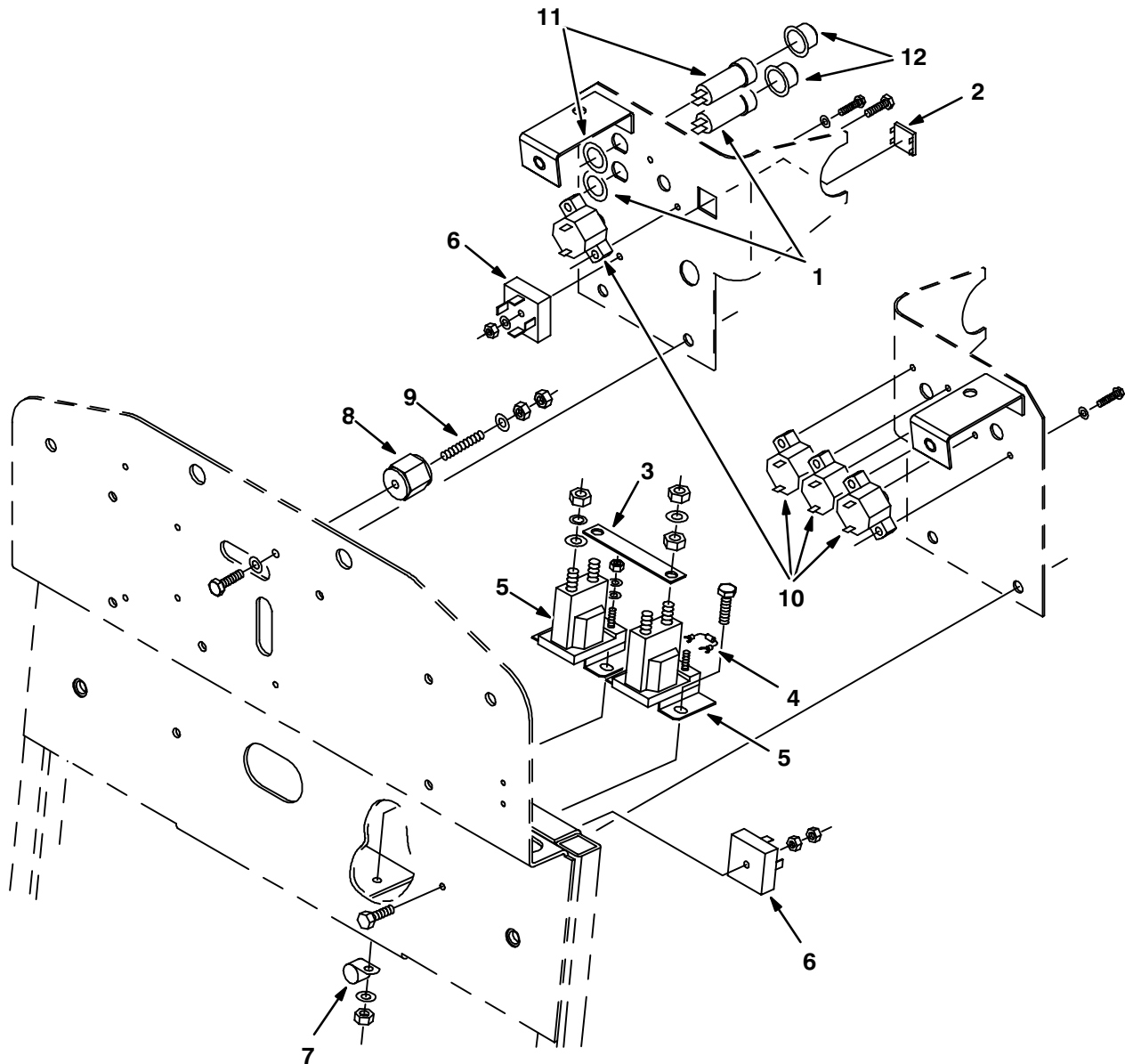
Fig. 20 – Electrical Controller Group



05047/04779

Ref.	Tennant Part No.	Machine Serial Number	Description	Qty.
1	11708	(010000-010201 )	Grommet, Flexible	1
2	11713	(010000- )	Cover and Label Assembly, Circuit Board	1
3	11341	(010000- )	Gasket, Controller	1
4	27963	(010000- )	Controller Kit, Single	1
5	65742	(010000- )	Sleeve	2
6	27928	(010202- )	Grommet, Ribbon Cable	1
7	10632-9	(010202- )	Grommet	1
8	57167	(010202- )	Plugbutton	1

Fig. 21 – Rear Electrical Group



05049/04778

Ref.	Tennant Part No.	Machine Serial Number	Description	Qty.
1	57164	(010000– )	Breaker, Circuit, 10 A	1
2	28426	(010912– )	Plugbutton	1
3	10967	(010000– )	Busbar, Relay	1
4	32234	(010000– )	Diode Assembly	1
5	04685	(010000– )	Contactor, SPST	2
6	10962	(010000– )	Diode, Bridge, 12 A	2
7	26395–1	(010000– )	Clamp, Cable	1
8	76062	(010000– )	Insulator, Panel and Switch Board	1
9	41702	(010000– )	Rod, Threaded	1
10	27967	(010000– )	Breaker, Circuit, 20 A	4
11	87977	(010000– )	Breaker, Circuit, 7 A	1
12	57751	(010000– )	Boot, Circuit Breaker	2

Fig. 22 – Rear Squeegee Link Group

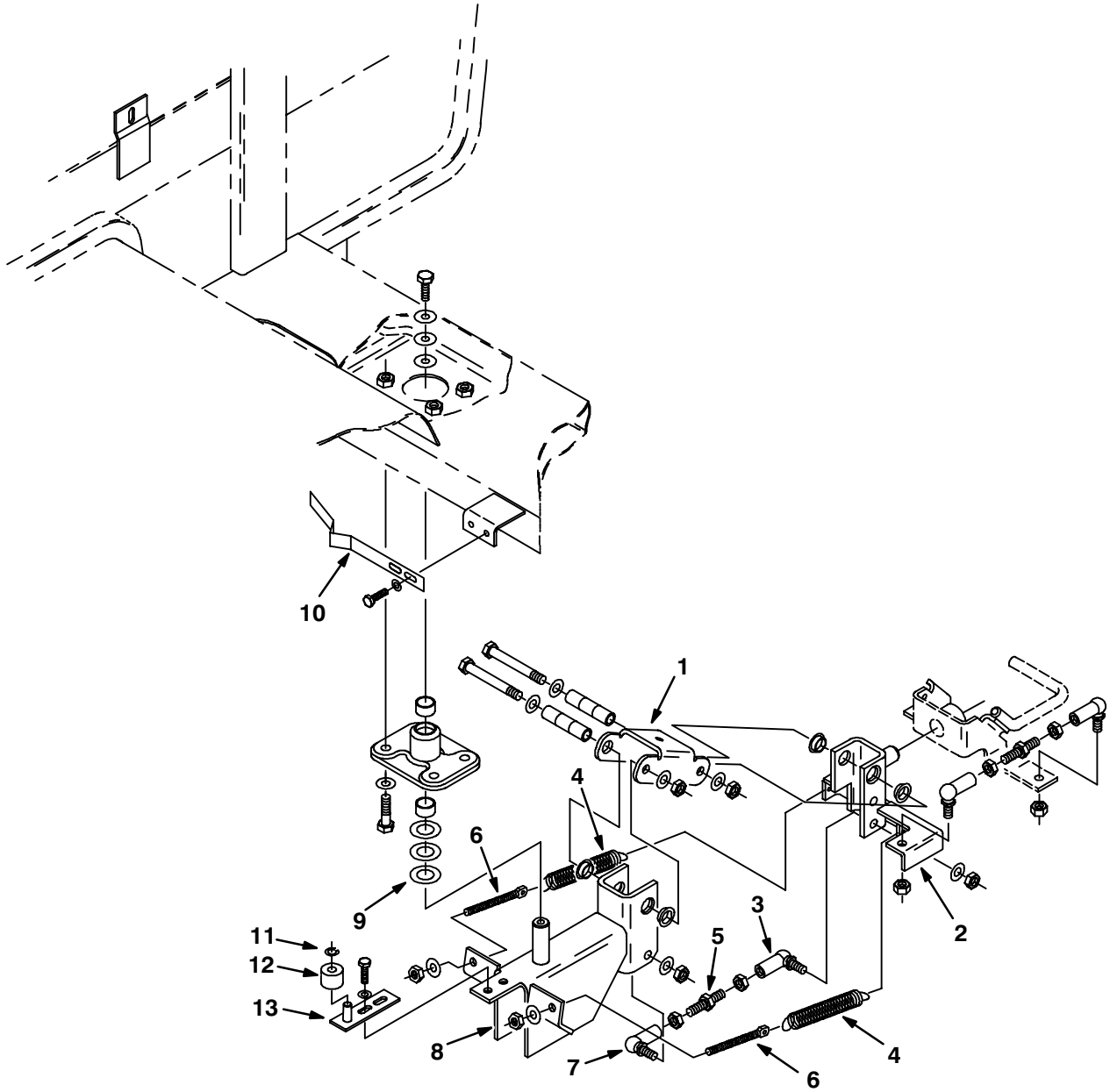


Fig. 22 – Rear Squeegee Link Group

Ref.	Tennant Part No.	Machine Serial Number	Description	Qty.
1	10950	(010000-010215 )	Bracket, Squeegee Lift	1
2	10946	(010000-010215 )	Bracket, Squeegee Lift	1
3	05291	(010000-010215 )	Rod End, M10, L.H	1
4	33404	(010000-010215 )	Spring, Tension	2
5	04869	(010000-010215 )	Stud, Adjustable	1
6	32536	(010000-010215 )	Bolt, Eye	2
7	05290	(010000-010215 )	Rod End, M10, R.H.	1
8	10949	(010000-010215 )	Bracket, Squeegee Pivot (Replaced by 33397)	1
9	40847-3	(010000-010215 )	Shim	-
10	63212	(010000-010518 )	Spring, Squeegee Centering	1
11	23514-1	(010000-010518 )	Ring, Retaining	1
12	63878	(010000-010518 )	Roller	1
13	11679	(010000-010518 )	Bracket, Roller	1

Fig. 23 – Rear Squeegee Link Group

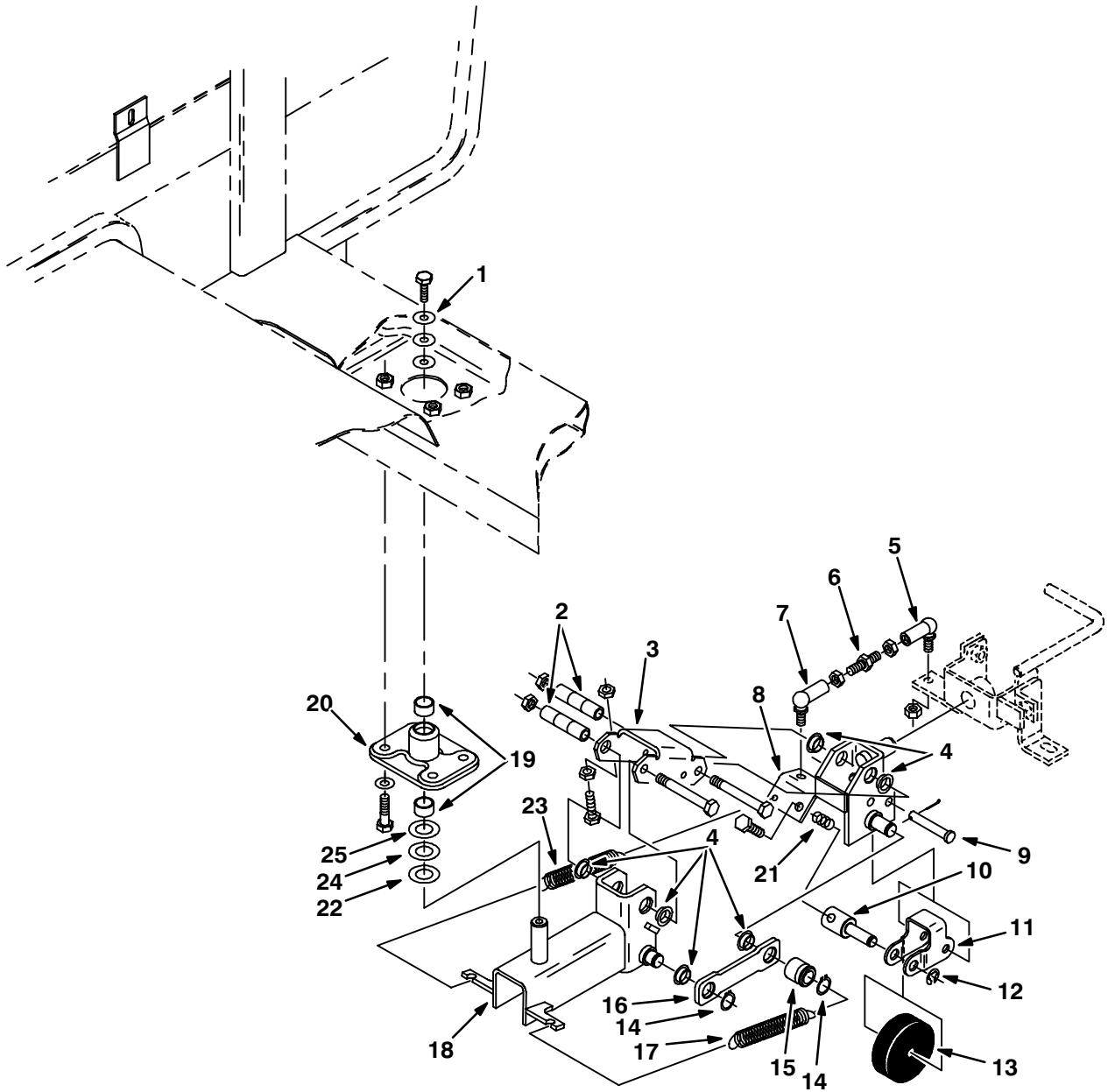


Fig. 23 – Rear Squeegee Link Group

Ref.	Tennant Part No.	Machine Serial Number	Description	Qty.
1	05624	(010000–	) Washer	1
2	05145	(010000–	) Sleeve, Squeegee Lift	2
3	33385	(010216–	) Bracket, Squeegee Lift	1
4	04843	(010000–	) Bearing, Flange	6
5	63282	(010000–	) Ball Joint, R.H.	1
6	11676	(010000–	) Stud, Adjustment	1
7	82962	(010000–	) Ball Joint, L.H.	1
8	33365	(010216–	) Bracket, Squeegee Lift	1
9	33355	(010216–	) Pin, Clevis	1
10	33379	(010216–	) Axle, Caster Adjustment	1
11	33499	(010216–	) Bracket, Caster	1
12	05284	(010216–	) Clip, Retainer	1
13	86800	(010216–	) Wheel	1
14	33373	(010216–	) Ring, Retainer	2
15	33358	(010216–	) Retainer, Spring	2
16	33371	(010216–	) Link, Connecting	1
17	33404	(010216–	) Spring, Tension	1
18	33390	(010216–	) Bracket, Squeegee, Pivot	1
19	64377	(010000–	) Bearing, Journal	2
20	05099	(010000–	) Flange, Squeegee Mounting	1
21	33498	(010216–	) Spring	1
22	64489	(010216–	) Washer	–
23	33372	(010216–	) Spring, Tension	1
24	40847–1	(010000–	) Shim	–
25	04846	(010000–	) Washer, Thrust	1

Fig. 24 – Rear Squeegee Group

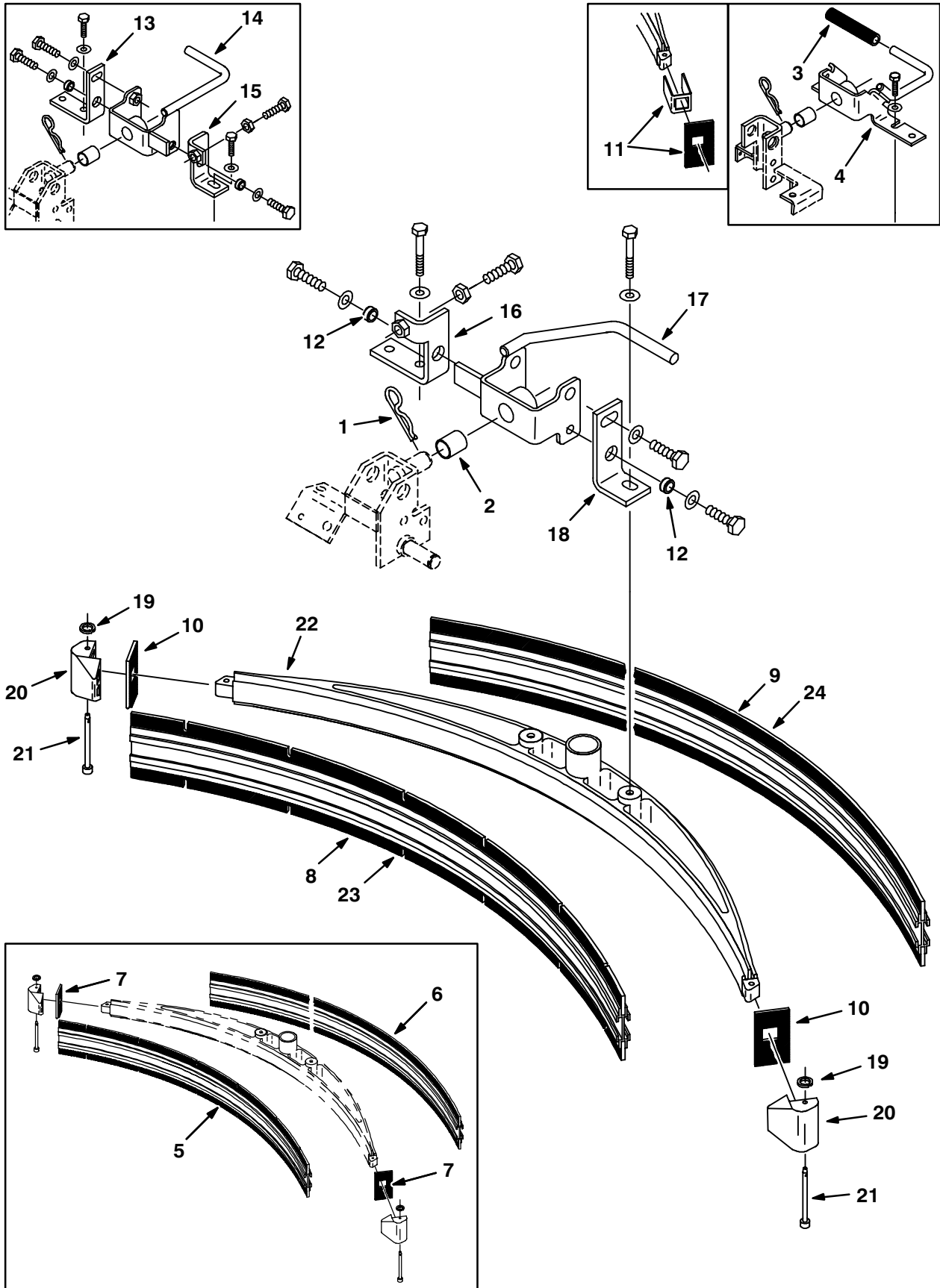
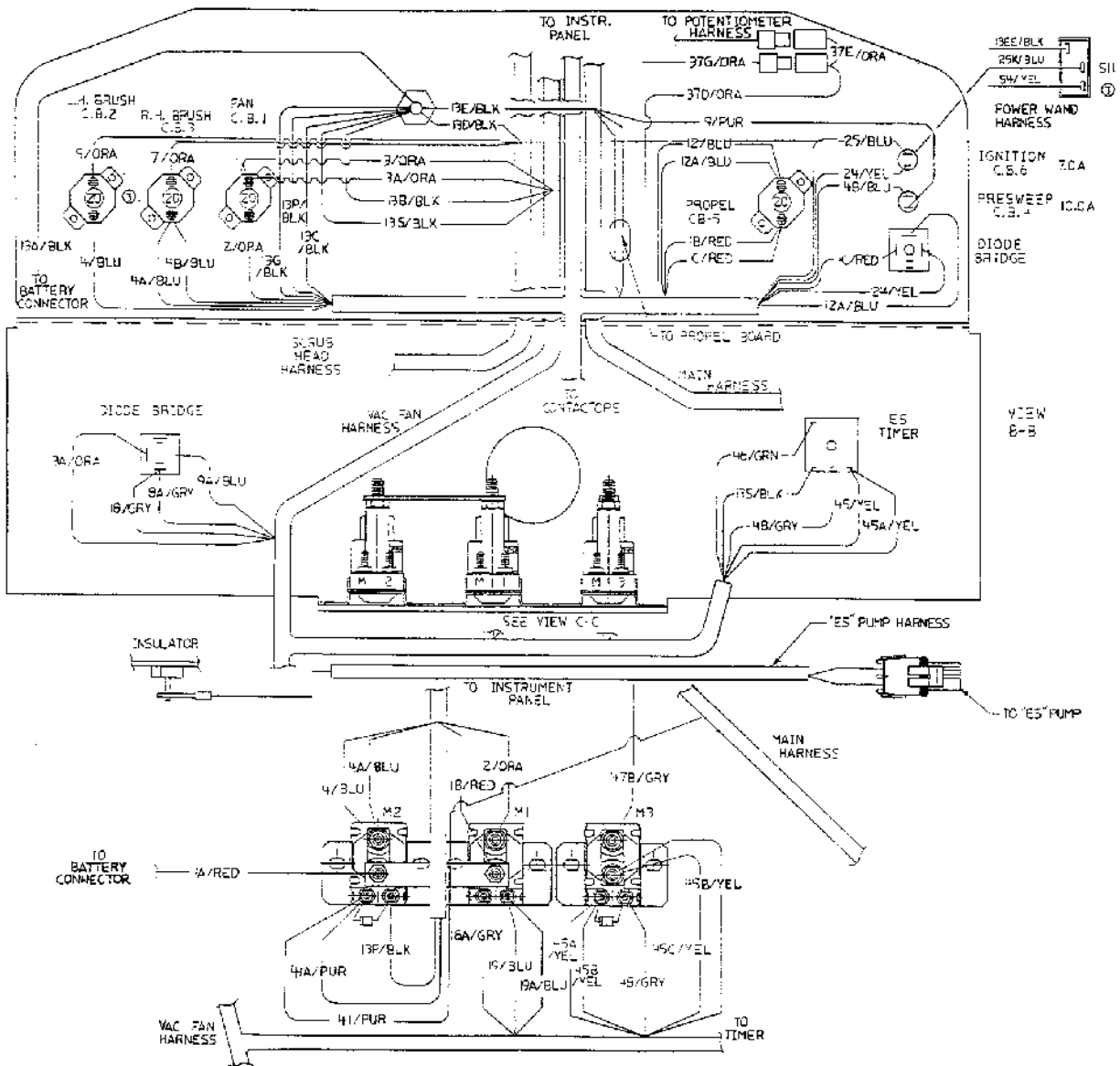


Fig. 24 – Rear Squeegee Group

Ref.	Tennant Part No.	Machine Serial Number	Description	Qty.	
1	55094	(010000– )	Pin, Hair Cotter	1	
2	04844	(010000– )	Bearing, Journal	1	
3	11372	(010000–010215 )	Tube, Rubber	1	
4	10956	(010000–010215 )	Bracket, Squeegee Pivot	1	
▽	11484	(010000–010734 )	Squeegee Blade Kit, Short	1	
▲	5	04894	(010000–010734 )	Squeegee Blade Assembly, Front	1
▲	6	04898	(010000–010734 )	Squeegee Blade Assembly, Rear	1
▲	7	33437	(010000–010734 )	Blade, Squeegee End	2
▽		24686	(010735– )	Squeegee Blade Kit, Long	1
▲	8	33357	(010735– )	Squeegee Blade Assembly, Front	1
▲	9	33352	(010735– )	Squeegee Blade Assembly, Rear	1
▲	10	11283	(010735– )	Blade, Squeegee End	2
	11	27952	(010000–010518 )	Squeegee End Replacement Kit (For both sides)	1
	12	33369	(010216– )	Sleeve, Squeegee	2
	13	33378	(010216–011044 )	Bracket, Adjuster, R.H.	1
	14	33393	(010216–011044 )	Bracket, Squeegee Mounting	1
	15	33377	(010216–011044 )	Bracket, Adjuster, L.H.	1
	16	04819	(011045– )	Bracket, Adjuster, R.H.	1
	17	04816	(011045– )	Bracket, Squeegee Mounting	1
	18	04808	(011045– )	Bracket, Adjuster, L.H.	1
	19	49708	(010000– )	Ring, Split	2
	20	04752	(010000– )	Bumper, Squeegee	2
	21	33403	(010000– )	Pin, Clevis	2
	22	24589	(010000– )	Body, Squeegee	1
	23	78544	(010735– )	Squeegee Blade Assembly, Front, Urethane	1
	24	78545	(010735– )	Squeegee Blade Assembly, Rear, Urethane	1



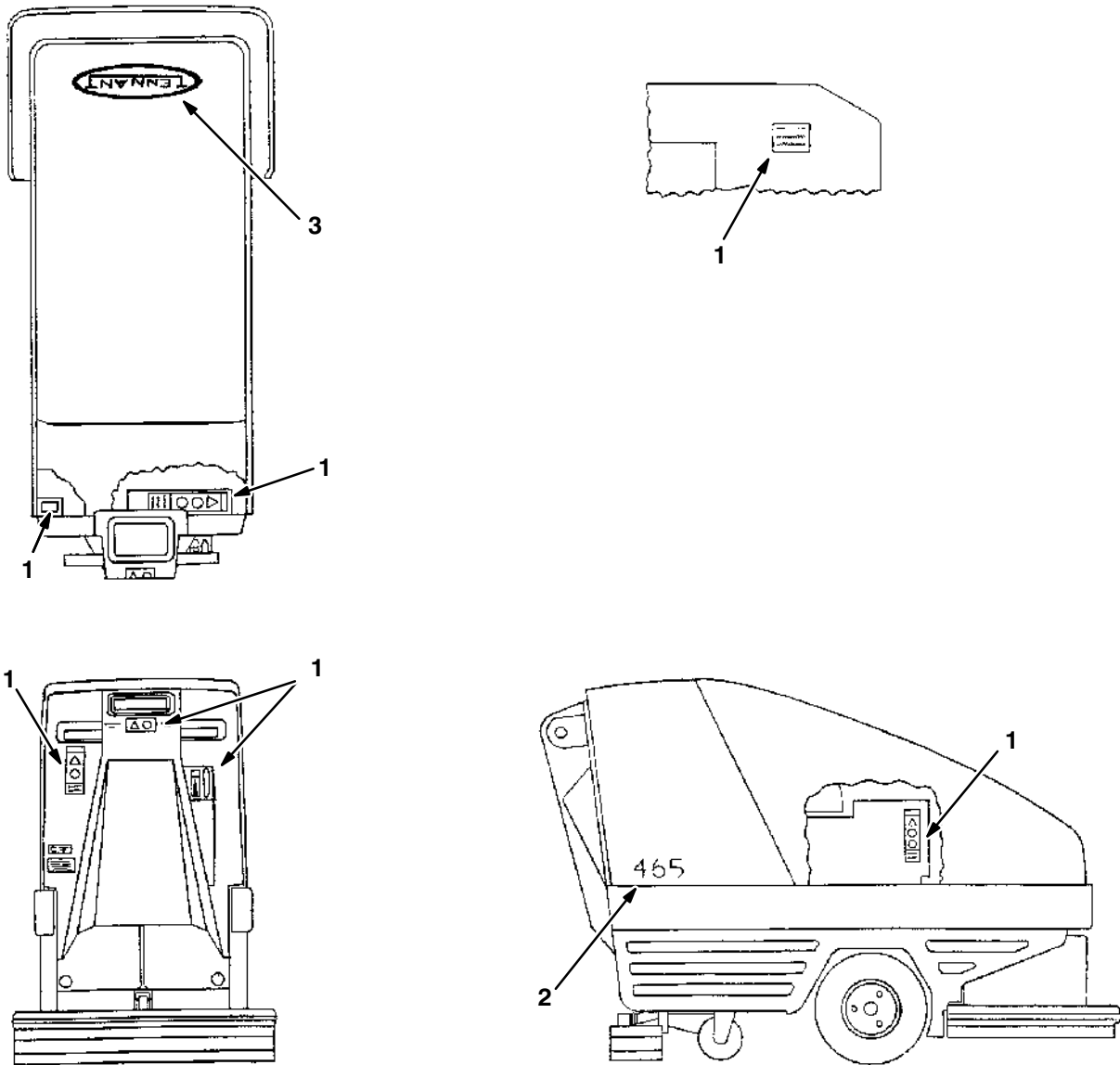
Fig. 25 – Wire Harness Group



05210/05209

Ref.	Tennant Part No.	Machine Serial Number	Description	Qty.
1	10940	(010000— )	Harness, Wire, Main	1
2	10938	(010000— )	Harness, Wire, Instrument Panel	1
3	28349	(010000-010640 )	Harness Replacment Kit, Vacuum Fan	1
3	28348	(010641— )	Harness, Wire, Vacuum Fan	1
4	10939	(010000— )	Harness, Wire, Scrub Head	1
5	65696	(010850— )	Harness, Wire, Switch	1

Fig. 26 – Label Group



05099/05098

Ref.	Tennant Part No.	Machine Serial Number	Description	Qty.
1	11541	(010000– )	Label Set, Information and Hazard	1
2	11661	(010000– )	Label, Numerals 465	2
3	09806	(010000– )	Label, TENNANT Logo, Blue	1

## SECTION 7

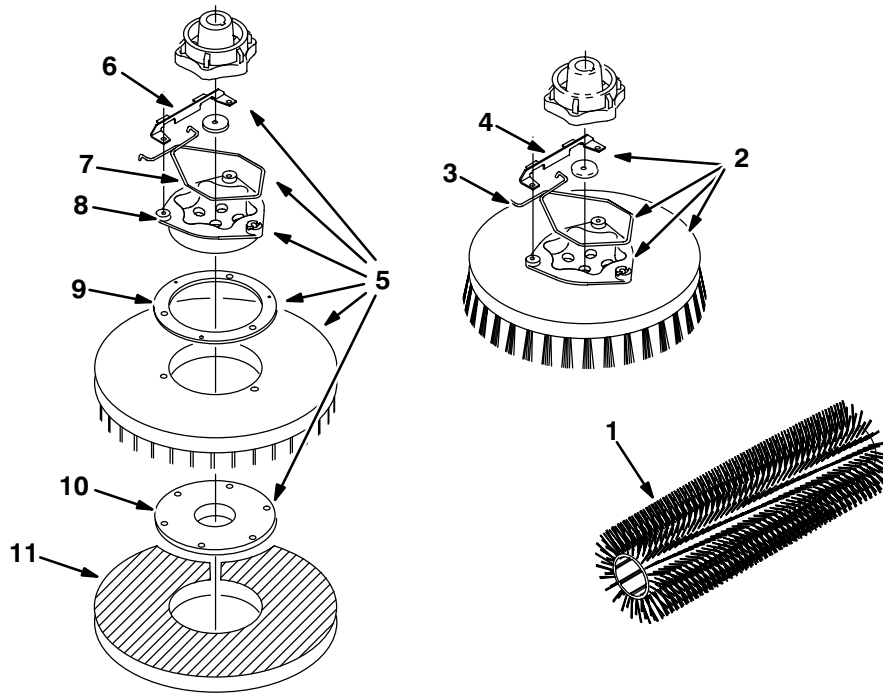
## CONTENTS

	Page
Fig. 1 – Recommended General Maintenance Items .....	7-2
Fig. 2 – Replacement Brushes .....	7-3
Fig. 3 – Hood and Bumper Group .....	7-4
Fig. 4 – Hood and Bumper Group .....	7-6
Fig. 5 – Main Frame Group .....	7-8
Fig. 6 – Main Frame Group .....	7-9
Fig. 7 – Side Skirt Support Group .....	7-10
Fig. 8 – Front Shroud Group .....	7-12
Fig. 9 – Scrub Head Lift Group .....	7-14
Fig. 10 – Scrub Head Group .....	7-16
Fig. 11 – Tire and Rim Assembly .....	7-17
Fig. 12 – Single Drive Group .....	7-18
Fig. 13 – Solution and Recovery Tanks Group .....	7-20
Fig. 14 – Recovery Tank Float Group .....	7-22
Fig. 15 – Solution Control Group .....	7-24
Fig. 16 – Battery Group .....	7-26
Fig. 17 – Battery Group .....	7-28
Fig. 18 – Steering Control Group .....	7-30
Fig. 19 – Rear Electric Panel Group .....	7-32
Fig. 20 – Electrical Controller Group .....	7-34
Fig. 21 – Rear Electrical Group .....	7-35
Fig. 22 – Rear Squeegee Link Group .....	7-36
Fig. 23 – Rear Squeegee Link Group .....	7-38
Fig. 24 – Rear Squeegee Group .....	7-40
Fig. 25 – Wire Harness Group .....	7-42
Fig. 26 – Label Group .....	7-44

**Fig. 1 – Recommended General Maintenance Items**

	<b>Ref.</b>	<b>Tennant Part No.</b>	<b>Machine Serial Number</b>	<b>Description</b>	<b>Qty.</b>
▽		11485	(020000–020744 )	Squeegee Blade Kit, Short	1
▲		04916	(020000–020744 )	Squeegee Blade Assembly, Front	1
▲		04919	(020000–020744 )	Squeegee Blade Assembly, Rear	1
▲		33437	(020000–020744 )	Blade, Squeegee End	2
▽		24687	(020745– )	Squeegee Blade Kit, Long	1
▲		33424	(020745– )	Squeegee Blade Assembly, Front	1
▲		33354	(020745– )	Squeegee Blade Assembly, Rear	1
▲		11283	(020745– )	Blade, Squeegee End	2
		78546	(020745– )	Squeegee Blade Assembly, Front, Urethane	1
		78547	(020745– )	Squeegee Blade Assembly, Rear, Urethane	1

Fig. 2 – Replacement Brushes



05104/05105

Ref.	Tennant Part No.	Machine Serial Number	Description	Qty.
1	11682	(000000- )	Brush, Pre-Sweep, Polypropylene	1
▽	2	05725	(000000- ) Scrub Brush Assembly, Stiff Polypropylene	2
▲	3	14838	(000000- ) Spring, Brush Retaining	1
▲	4	24299	(000000- ) Bracket, Spring Retainer	1
▽	30241	(000000- ) Scrub Brush Assembly, Polypropylene	2	
▲	14838	(000000- ) Spring, Brush, Retaining	1	
▲	24299	(000000- ) Bracket, Spring, Retainer	1	
▽	05724	(000000- ) Scrub Brush Assembly, Nylon	2	
▲	14838	(000000- ) Spring, Brush Retaining	1	
▲	24299	(000000- ) Bracket, Spring Retainer	1	
▽	05726	(000000- ) Scrub Brush Assembly, Abrasive	2	
▲	14838	(000000- ) Spring, Brush Retaining	1	
▲	24299	(000000- ) Bracket, Spring Retainer	1	
▽	05036	(000000- ) Scrub Brush Assembly, Bassine	1	
▲	14838	(000000- ) Spring, Brush Retainer	1	
▲	24299	(000000- ) Bracket, Spring Retainer	1	
▽	05038	(000000- ) Scrub Brush Assembly, Wire	2	
▲	14838	(000000- ) Spring, Brush Retainer	1	
▲	24299	(000000- ) Bracket, Spring Retainer	1	
▽	5	30216	(000000- ) Scrub Driver Pad Assembly, Polypropylene	2
▲	6	24299	(000000- ) Bracket, Retainer Spring	1
▲	7	14838	(000000- ) Spring, Brush Retaining	1
▲	8	15539	(000000- ) Adaptor, Brush	1
▲	9	11218	(000000- ) Spacer, Pad Holder	1
▲	10	19783	(000000- ) Holder, Pad	1
	11	63248-1	(000000- ) Pad, Stripper, Brown	2
		63248-2	(000000- ) Pad, Scrubber, Blue	2
		63248-3	(000000- ) Pad, Buffer, Red	2
		63248-4	(000000- ) Pad, Polish, White	2

Fig. 3 – Hood and Bumper Group

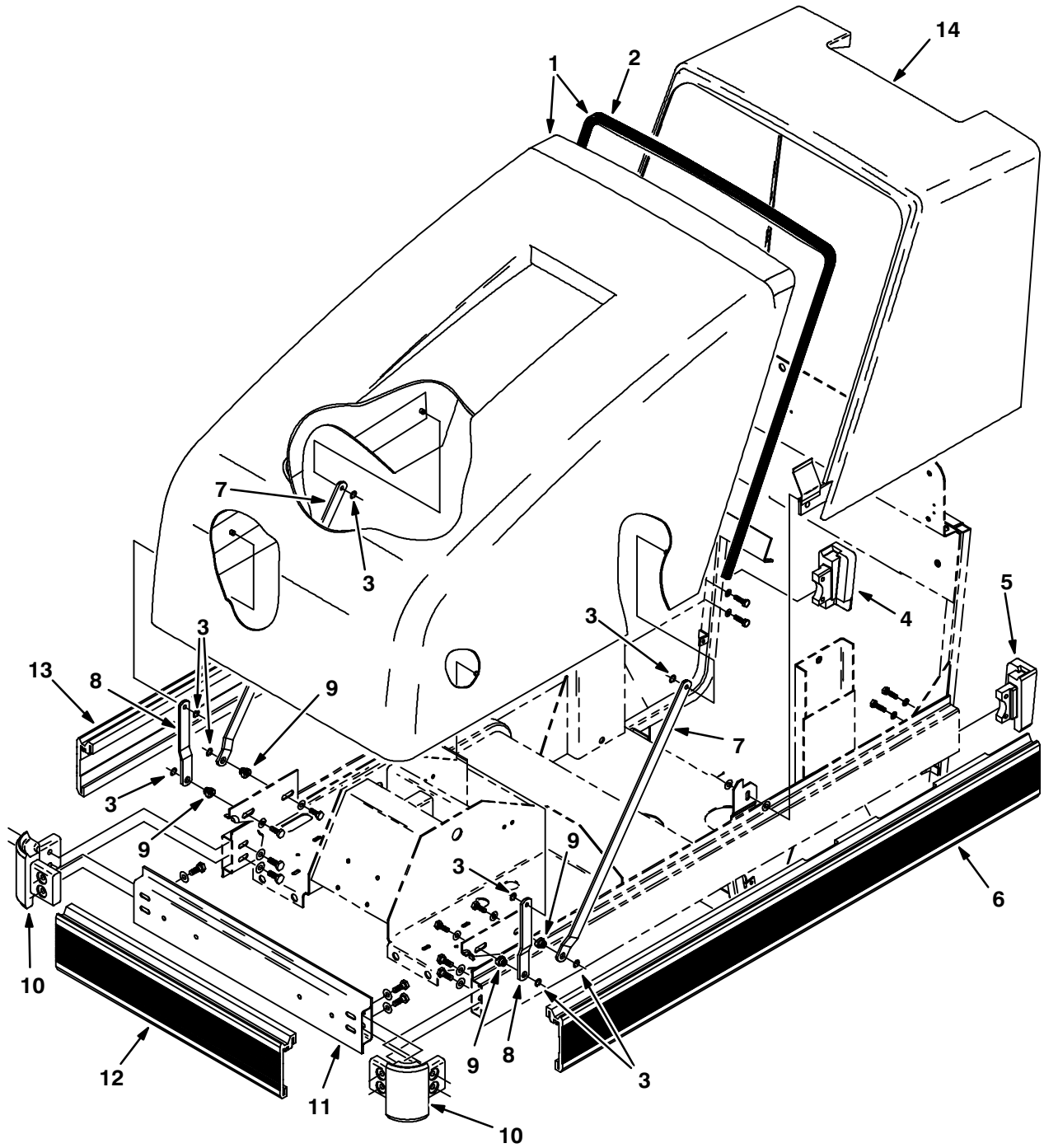


Fig. 3 – Hood and Bumper Group

	Ref.	Tennant Part No.	Machine Serial Number	Description	Qty.
▽	1	05044	(020000-021045 )	Cover, Front	1
▲	2	33360	(020000-021045 )	Seal	1
	3	05284	(020000-021045 )	Clip, Retainer, M10	8
	4	10987	(020000-021045 )	Corner Block, Frame, R.H.	1
	5	10988	(020000-021045 )	Corner Block, Frame, L.H.	1
	6	05070	(020000-021045 )	Bumper, Side, L.H.	1
	7	05236	(020000-021045 )	Bar, Hinge Long	2
	8	05223	(020000-021045 )	Bar, Hinge Short	2
	9	05272	(020000-021045 )	Spacer, Hinge	4
	10	04945	(020000-021045 )	Block Assembly, Corner Frame	2
	11	04944	(020000-021045 )	Channel, Frame Nose	1
	12	05073	(020000-021045 )	Bumper, Front	1
	13	05276	(020000-021045 )	Bumper, Side R.H.	1
	14	05081	(020000-021045 )	Cover, Rear	1

Fig. 4 – Hood and Bumper Group

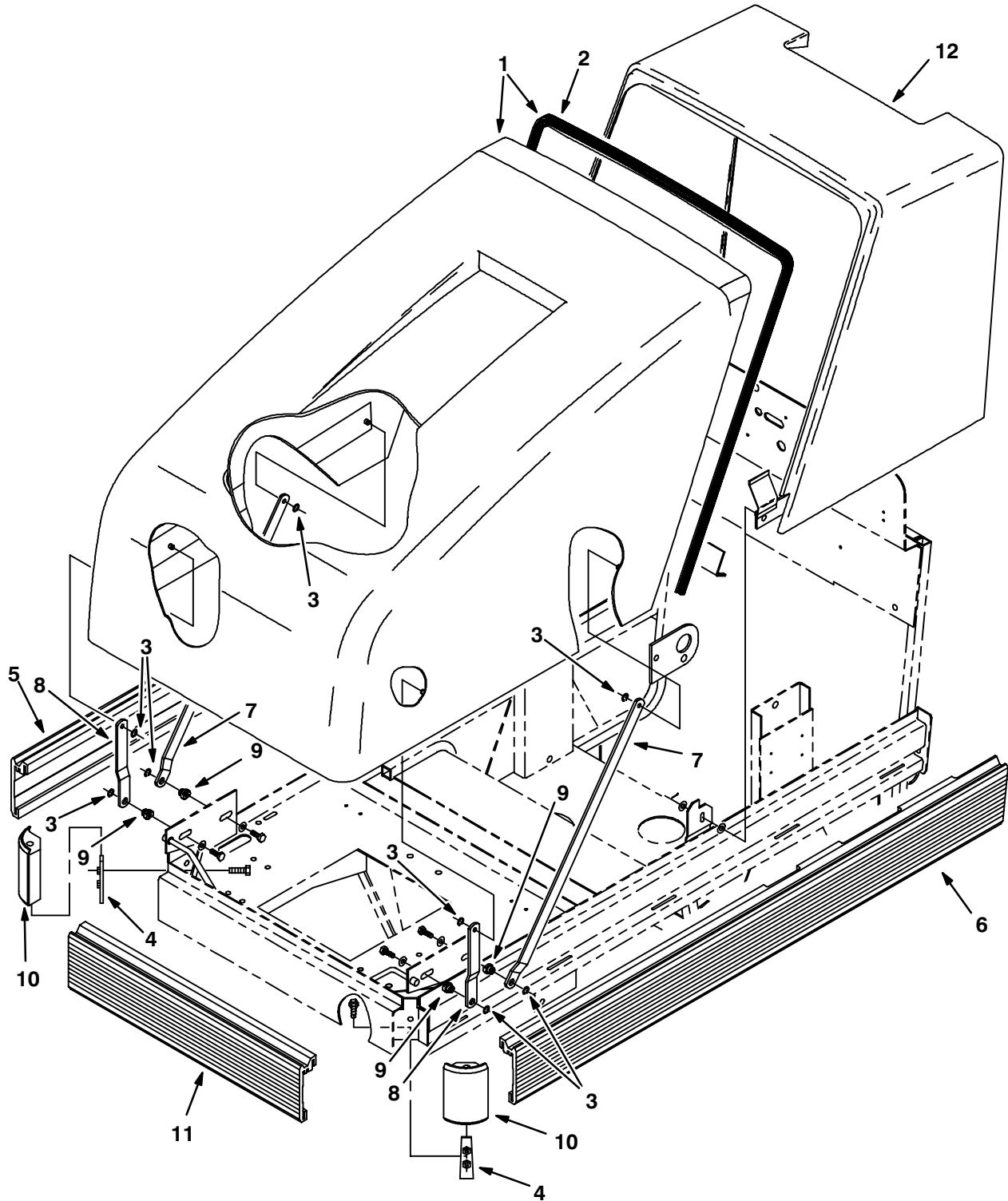
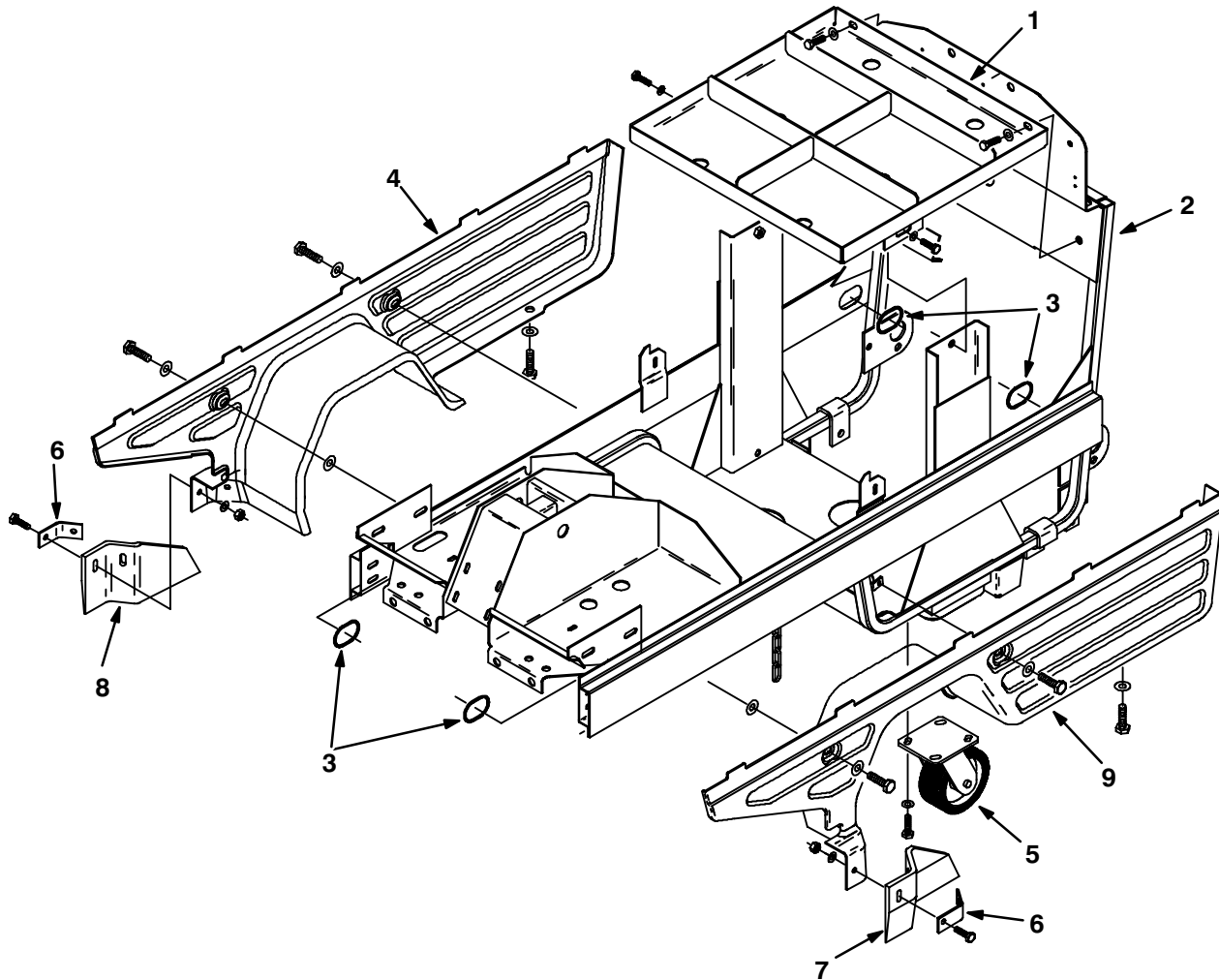


Fig. 4 – Hood and Bumper Group

	Ref.	Tennant Part No.	Machine Serial Number	Description	Qty.
▽	1	05044	(021046– )	Cover, Front	1
▲	2	33360	(021046– )	Seal	1
	3	05284	(021046– )	Clip, Retainer, M10	8
	4	33454	(021046– )	Plate, Mount	2
	5	33537	(021046– )	Bumber, Side, R.H.	1
	6	33536	(021046– )	Bumper, Side, L.H.	1
	7	05236	(021046– )	Bar, Hinge Long	2
	8	05223	(021046– )	Bar, Hinge Short	2
	9	05272	(021046– )	Spacer, Hinge	4
	10	33407	(021046– )	Block, Corner Frame	2
	11	05073	(021046– )	Bumper, Front	1
	12	05081	(021046– )	Cover, Rear	1

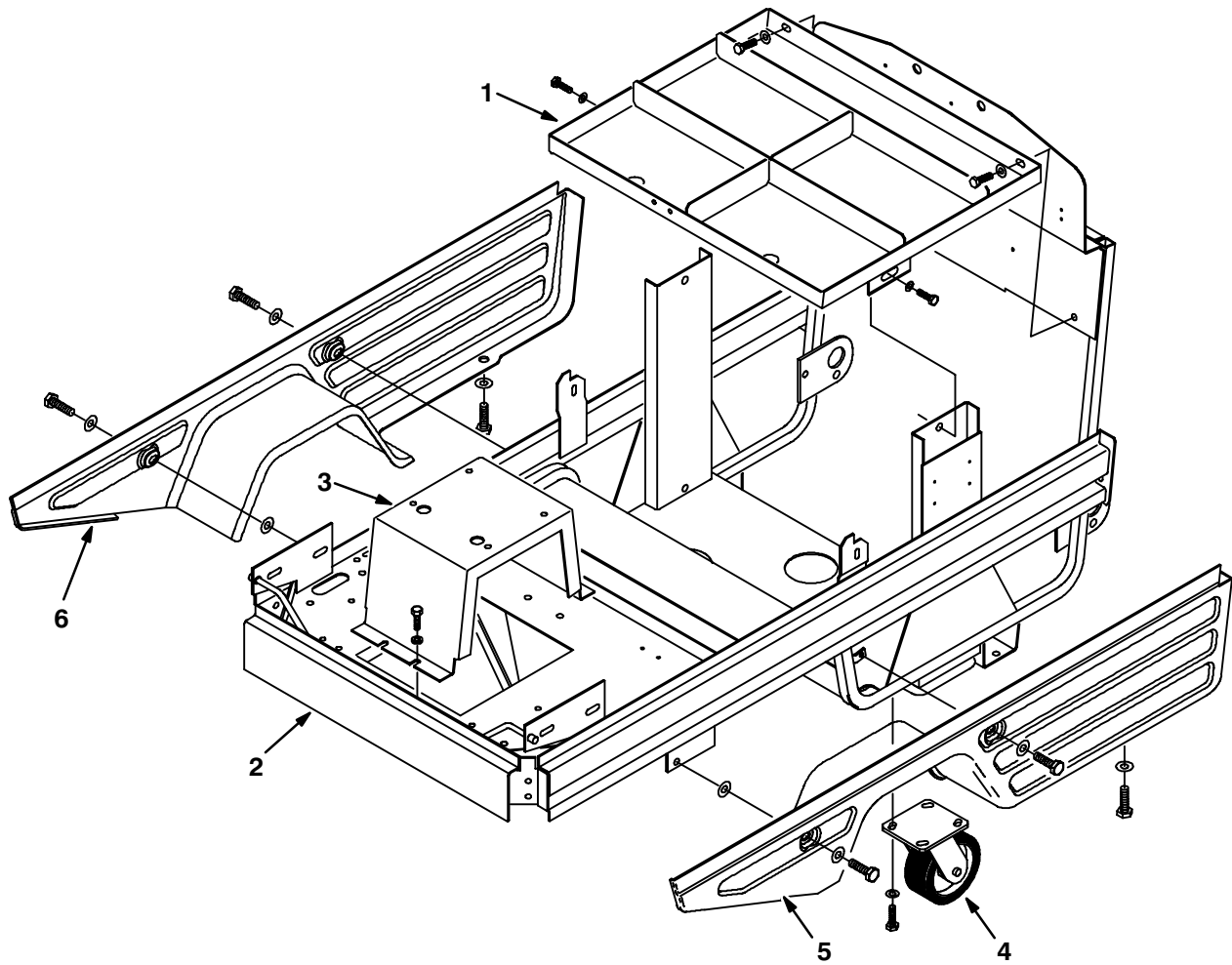
Fig. 5 – Main Frame Group



05057/04775

Ref.	Tennant Part No.	Machine Serial Number	Description	Qty.
1	28163	(020000-021045 )	Tray, Battery	1
2	24865	(020000-021045 )	Frame Replacement Kit	1
3	27929	(020000-021045 )	Grommet	4
4	05046	(020000-021045 )	Panel, Lower, R.H.	1
5	65690	(020000-021045 )	Caster	2
6	10934	(020000-021045 )	Strip, Skirt Retainer	2
7	10932	(020000-021045 )	Skirt, Lower Panel, L.H.	1
8	10933	(020000-021045 )	Skirt, Lower Panel, R.H.	1
9	05045	(020000-021045 )	Panel, Lower, L.H.	1

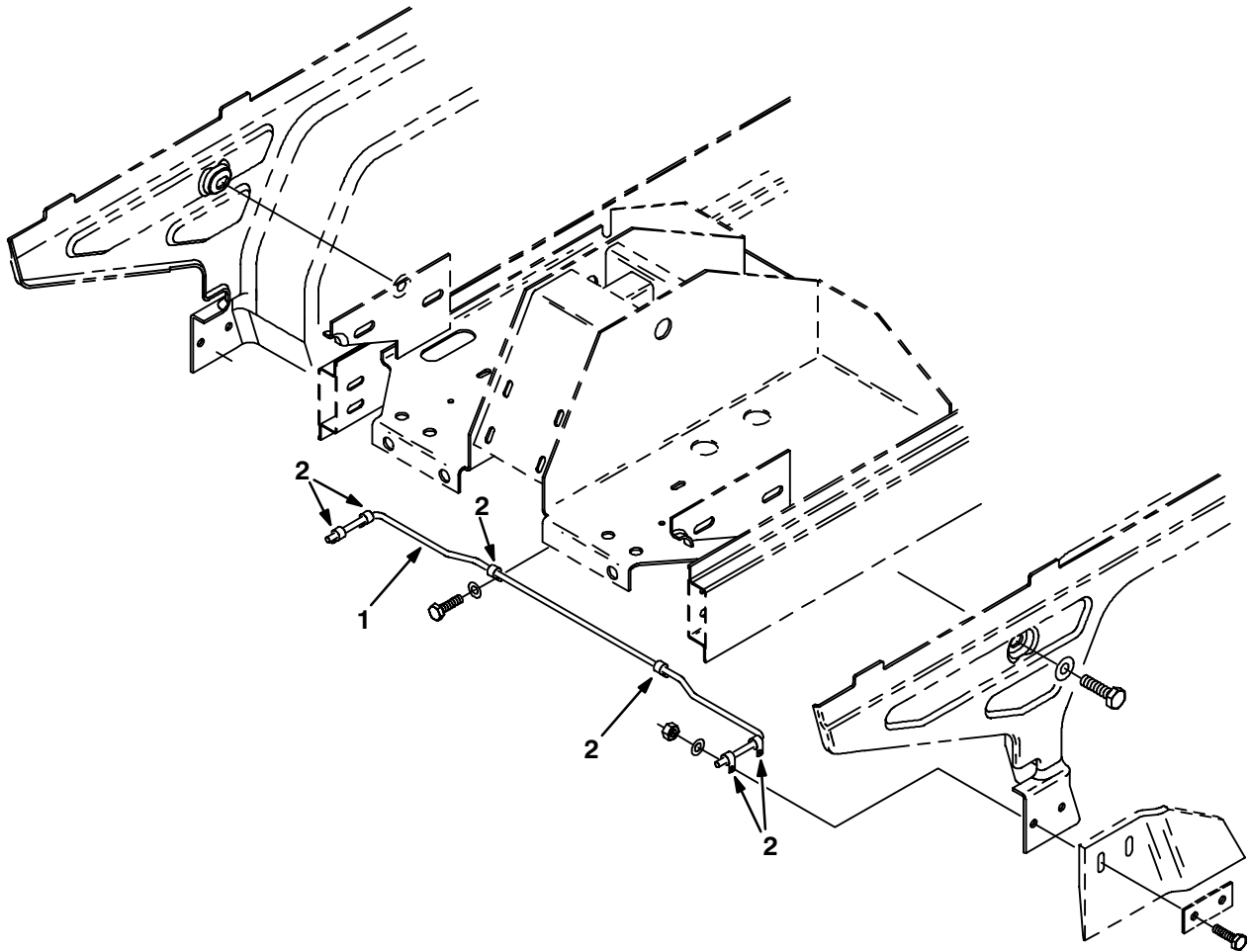
Fig. 6 – Main Frame Group



06172/06140

Ref.	Tennant Part No.	Machine Serial Number	Description	Qty.
1	28163	(021046– )	Tray, Battery	1
2	33419	(021046– )	Frame, Main	1
3	33416	(021046– )	Channel	1
4	65690	(021046– )	Caster	2
5	24931	(021046– )	Panel, Cover, L.H.	1
6	24932	(021046– )	Panel, Lower, R.H.	1

Fig. 7 – Side Skirt Support Group



**Fig. 7 – Side Skirt Support Group**

<b>Ref.</b>	<b>Tennant Part No.</b>	<b>Machine Serial Number</b>	<b>Description</b>	<b>Qty.</b>
1	05681	(020000–021045 )	Spring, Skirt Mounting	1
2	46236	(020000–021045 )	Clamp, Cable	6

Fig. 8 – Front Shroud Group

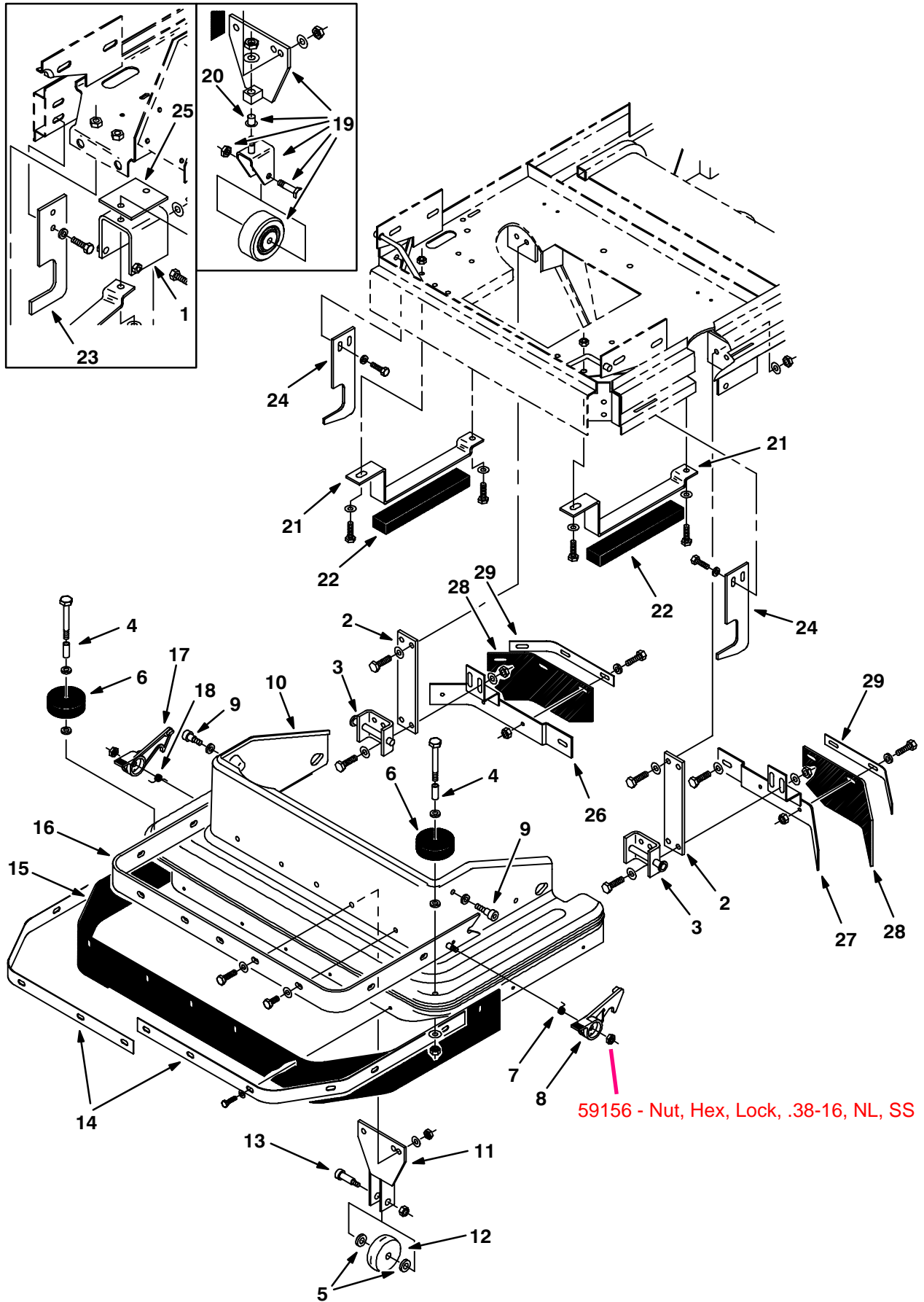


Fig. 8 – Front Shroud Group

Ref.	Tennant Part No.	Machine Serial Number	Description	Qty.
1	06103	(020000–021045 )	Bracket, Spring Mounting	2
2	06108	(020000– )	Spring	2
3	05214	(020000– )	Bracket, Shroud Mounting	2
▽	28497	(020000– )	Scrub Shroud Replacement Kit	1
▲	4 33427	(020000– )	Sleeve	2
▲	5 59633	(020586– )	Bearing, Thrust, Fiberglide	2
▲	6 86800	(020000– )	Wheel	2
▲	7 10927	(020000– )	Spring, Torsion, L.H.	1
▲	8 11613	(020000– )	Latch, Shroud, L.H.	1
▲	9 36758	(020586– )	Screw, Shoulder	2
▲	10 28495	(020000– )	Panel, Scrub Shroud	1
▲	11 28365	(020586– )	Bracket, Wheel	1
▲	12 86800	(020586– )	Wheel	1
▲	13 86791	(020586– )	Screw, Shoulder	1
▲	14 05244	(020000– )	Strip, Skirt Retainer	2
▲	15 05241	(020000– )	Skirt, Scrub Head	1
▲	16 05058	(020000– )	Strap, Shroud	1
▲	17 11612	(020000– )	Latch, Shroud, R.H.	1
▲	18 10928	(020000– )	Spring, Torsion, R.H.	1
	19 28360	(020000–020585 )	Wheel Replacement Kit	1
	20 11489	(020000–020585 )	Bearing, Flanged	1
	21 04790	(020000–021045 )	Bracket, Head Stop	2
	21 24933	(021046– )	Bracket, Head Stop	2
	22 04832	(020000– )	Pad, Head Stop	2
	23 28366	(020586–021045 )	Plate, Shroud	2
	24 24852	(021046– )	Plate, Mount	2
	25 28238	(020000–021045 )	Plate, Spacer	2
	26 33546	(021046– )	Bracket, Skirt, R.H.	1
	27 33544	(021046– )	Bracket, Skirt, L.H.	1
	28 33566	(021046– )	Skirt, Side	2
	29 33553	(021046– )	Strip, Backup	2

Fig. 9 – Scrub Head Lift Group

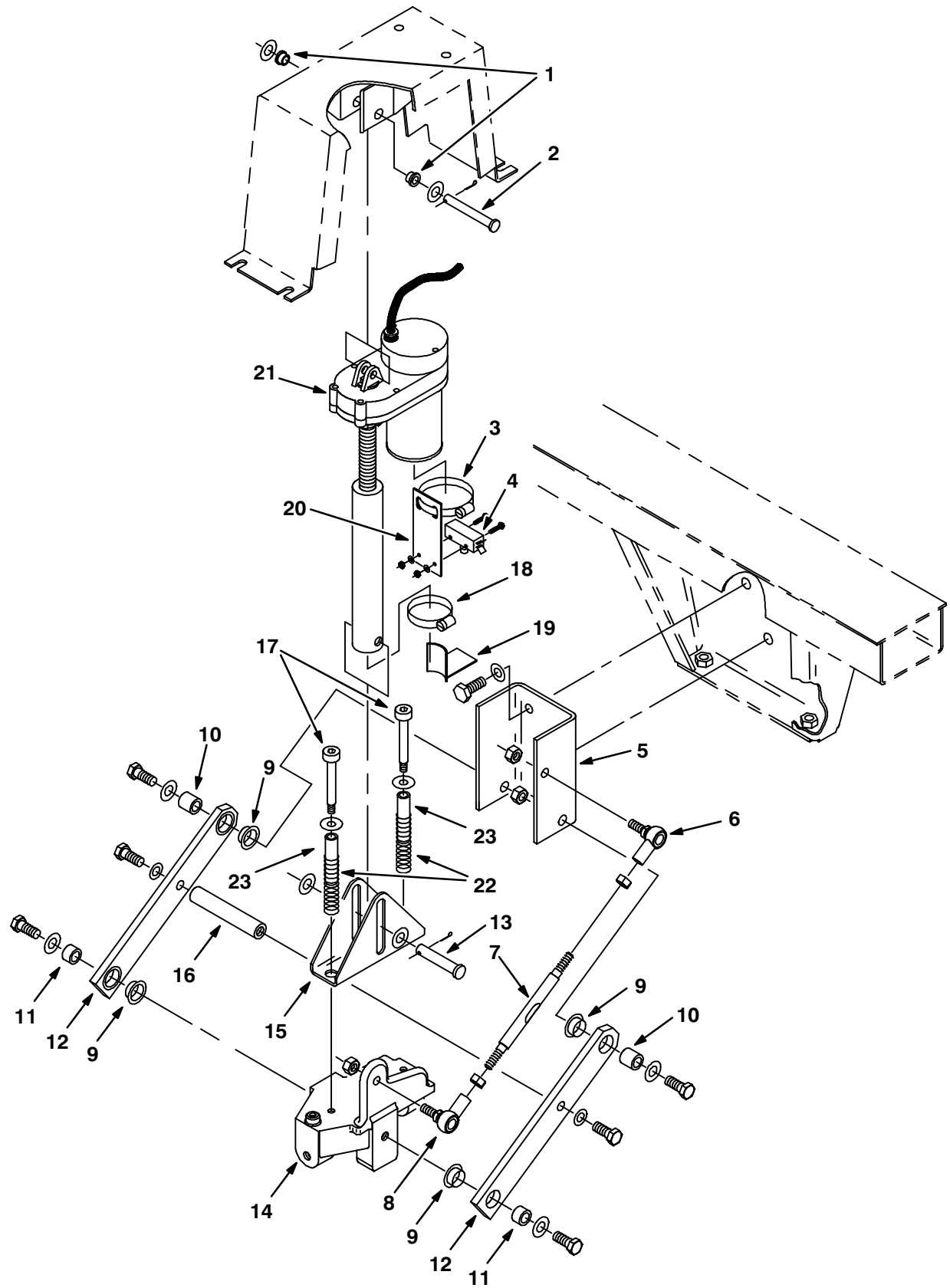
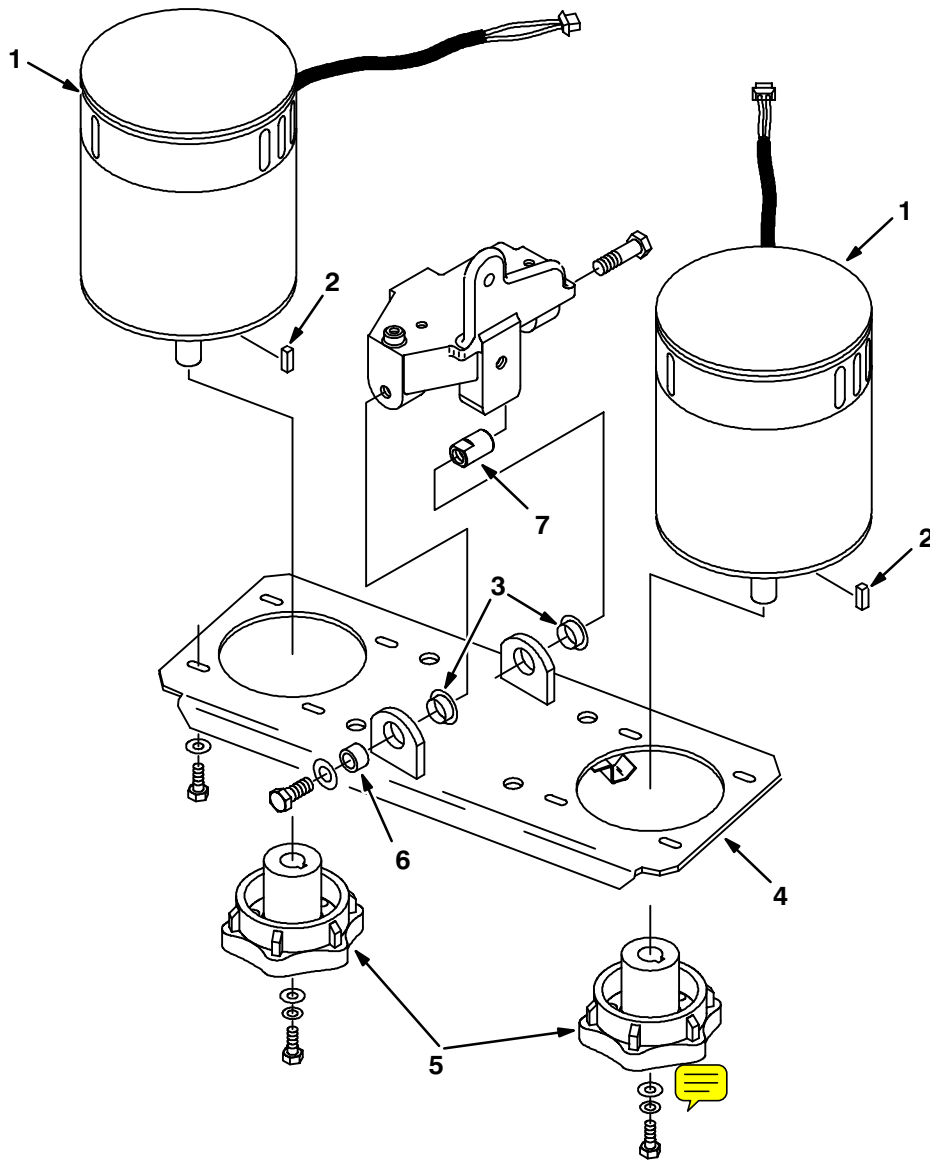


Fig. 9 – Scrub Head Lift Group

Ref.	Tennant Part No.	Machine Serial Number	Description	Qty.
1	44238-10	(020000-	) Bushing, Flange	2
2	29584	(020000-	) Pin, Clevis	1
3	14432	(020000-	) Clamp, Worm Drive	1
4	63846	(020000-	) Switch, Push Button	1
5	04929	(020000-	) Bracket, Link Mount	1
6	05685	(020000-	) Rod End, M10, L.H.	1
7	04921	(020000-	) Rod, Adjusting	1
8	05686	(020000-	) Rod End, M10, R.H.	1
9	04928	(020000-	) Bearing, Flange	4
10	05019	(020000-	) Sleeve	2
11	04927	(020000-	) Sleeve	2
12	04920	(020000-	) Bar, Pivot	2
13	11211	(020000-	) Pin, Clevis	1
14	04924	(020000-	) Pivot, Scrub Head	1
15	10957	(020000-	) Bracket, Head Lift	1
16	04942	(020000-	) Spacer, Rod	1
17	10964	(020000-	) Screw, Shoulder	2
18	11399	(020000-	) Clamp, Worm Drive	1
19	10954	(020000-	) Bracket, Switch	1
20	10951	(020000-	) Bracket, Switch	1
21	10963	(020000-	) Actuator, 36 V	1
22	45261	(020000-	) Spring, Compression	2
23	50682	(020000-	) Sleeve	2

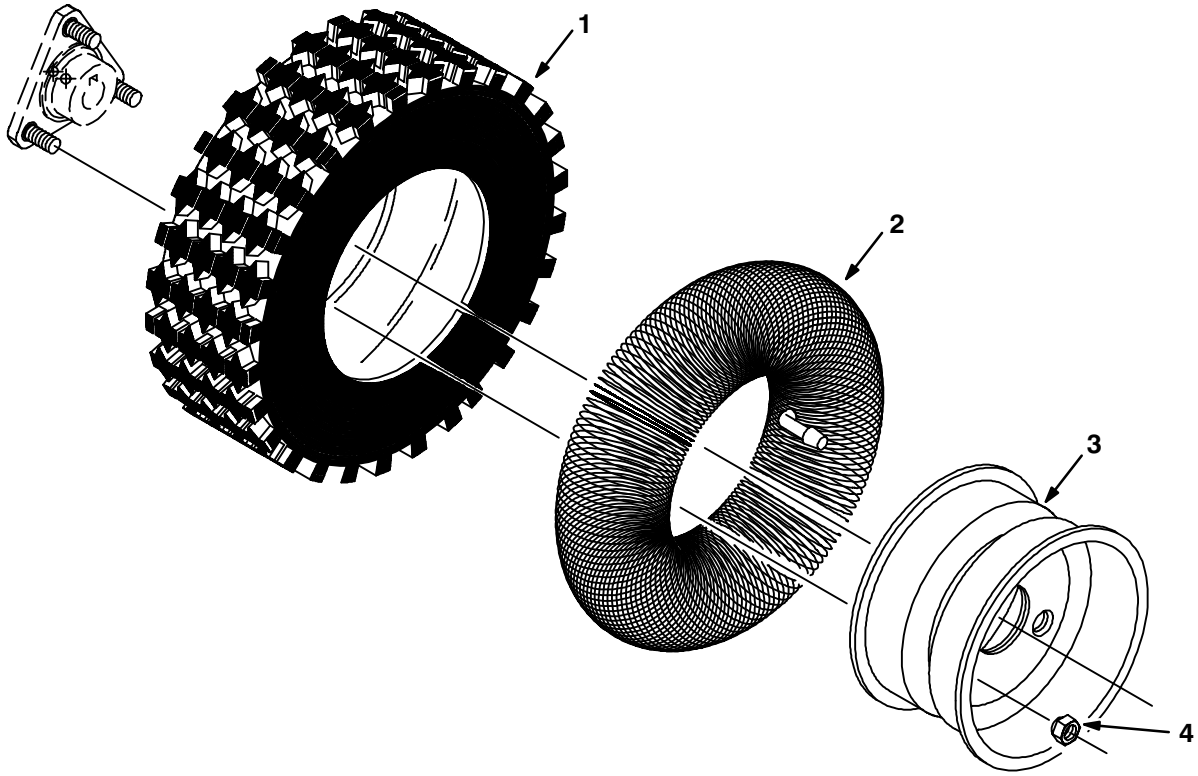
Fig. 10 – Scrub Head Group



04207/05093

Ref.	Tennant Part No.	Machine Serial Number	Description	Qty.
1	04742	(020000– )	Motor, 36 V (See Breakdowns)	2
2	00926	(020000– )	Key, Square	2
3	04928	(020000– )	Bearing, Flange	2
4	05076	(020000– )	Plate, Brush Drive	1
5	14841	(020000– )	Hub, Brush Drive	2
6	04927	(020000– )	Sleeve	1
7	05612	(020000– )	Sleeve, Scrub Head Rear	1

Fig. 11 – Tire and Rim Assembly



04780/04200

Ref.	Tennant Part No.	Machine Serial Number	Description	Qty.
▽	61597	(020000–	) Tire and Rim Assembly	2
▲	1 61596	(020000–	) Tire	1
▲	2 04658	(020000–	) Tube, Inner	1
▲	3 04657	(020000–	) Rim	1
▲	4 11109	(020000–	) Nut, Wheel	6

Fig. 12 – Single Drive Group

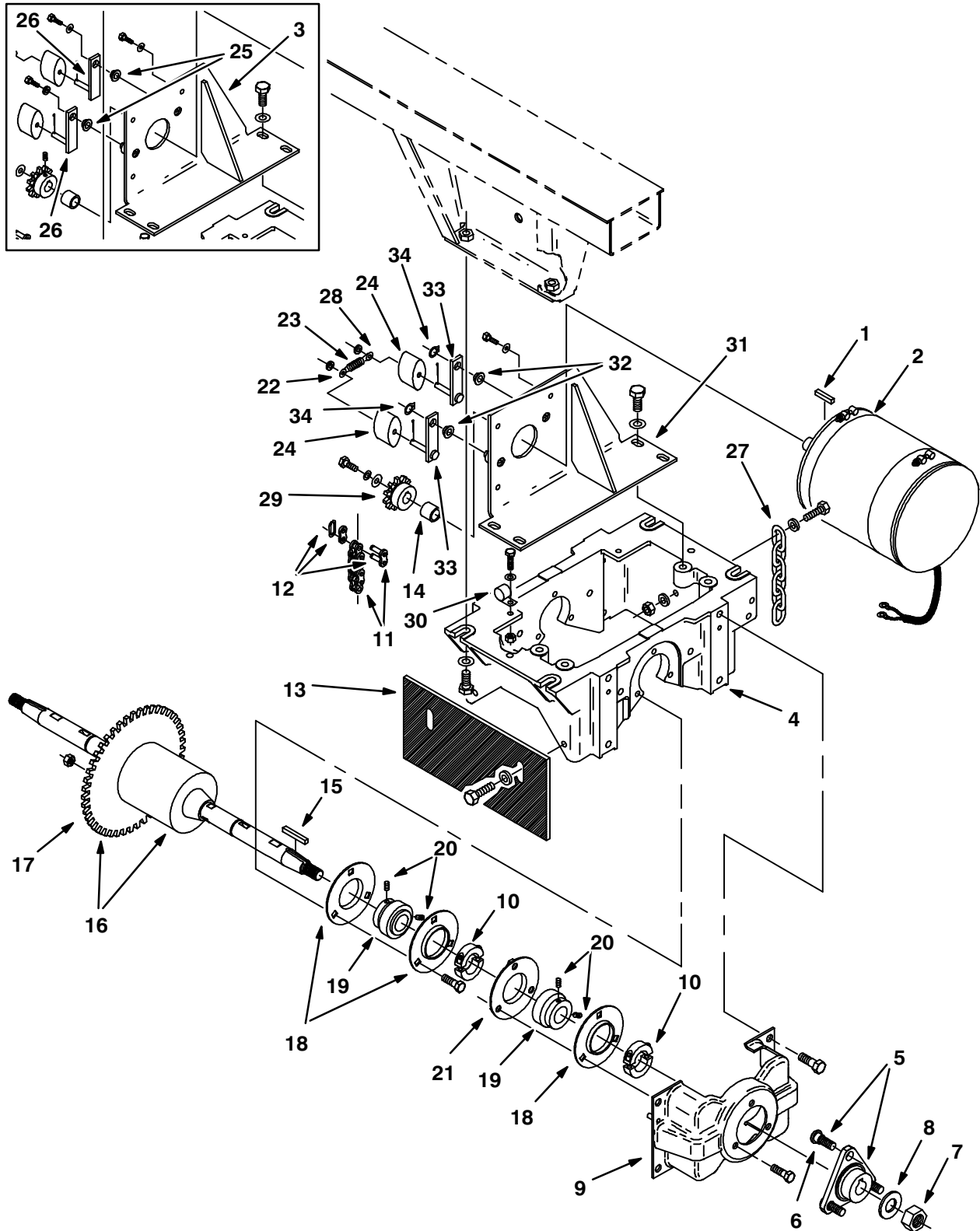


Fig. 12 – Single Drive Group

Ref.	Tennant Part No.	Machine Serial Number	Description	Qty.	
1	00926	(020000– )	Key, Square	1	
2	05680	(020000– )	Motor, Electric (See Breakdowns)	1	
3	24553	(020000–021103 )	Plate Kit, Motor Mounting	1	
4	05191	(020000– )	Housing, Drive Wheel Support	1	
▽	5	05606	(020000– )	Hub Assembly, Single Drive	2
▲	6	11117	(020000– )	Stud, Wheel	3
	7	33342	(020000– )	Nut, Nylon Hex, M16	2
	8	04400	(020000– )	Washer, M16	2
	9	11088	(020000– )	Bracket, Support Bearing	2
	10	05696	(020000– )	Collar, Clamping	4
▽	11	61416	(020000– )	Chain and Link Assembly	1
▲	12	28272	(020000– )	Link, Roller Chain	1
	13	24645	(020000– )	Skirt	1
	14	04744	(020000– )	Spacer	1
	15	00927	(020000– )	Key, Square	2
▽	16	24682	(020000– )	Differential and Sprocket Replacement Kit	1
▲	17	11127	(020000– )	Sprocket	1
▲	18	36190	(020000– )	Flange	6
▲▽	19	24684	(020000– )	Bearing Replacement Kit	4
▲▲	20	79599	(020000– )	Screw, Nylon Set	2
▲	21	04746	(020000– )	Flange, Bearing	2
	22	05605	(020000– )	Wire, Spring, Long	1
	23	04720	(020000– )	Spring, Compression	1
	24	04671	(020000– )	Puck, Chain Tensioner	2
	25	05582	(020000–021103 )	Bearing, Flange	2
	26	24548	(020000–021103 )	Arm Kit, Chain Tensioner	2
	27	47277	(021046– )	Chain, Static	1
	28	05604	(020000– )	Wire, Spring, Short	1
	29	04721	(020000– )	Sprocket	1
	30	40678–1	(020000– )	Clamp, Cable	1
	31	24552	(021104– )	Plate, Motor Mounting	1
	32	15877	(021104– )	Bearing, Flange	2
	33	24547	(021104– )	Arm, Chain Tensioner	2
	34	24555	(021104– )	E-Ring, External	2

Fig. 13 – Solution and Recovery Tanks Group

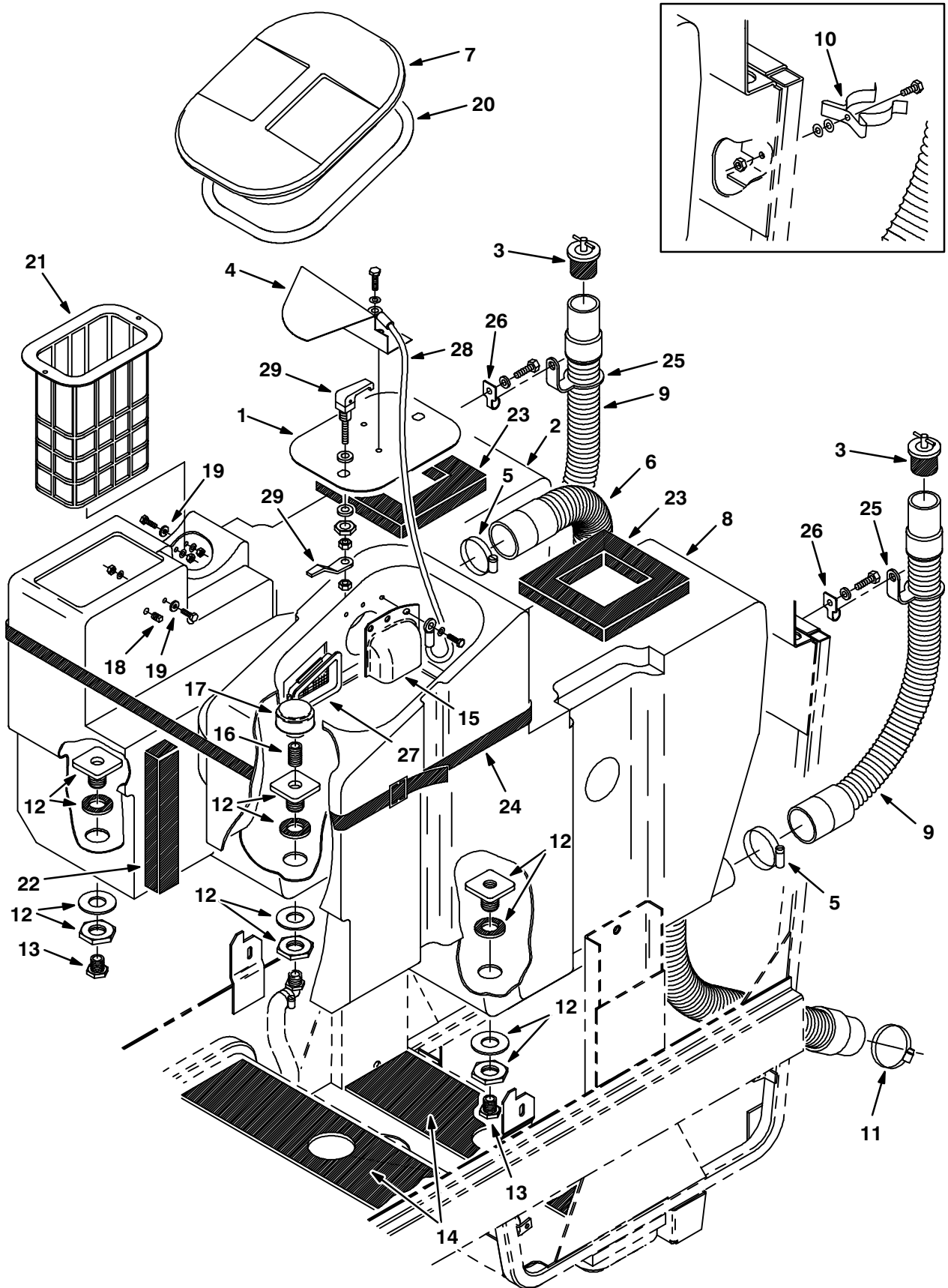


Fig. 13 – Solution and Recovery Tanks Group

Ref.	Tennant Part No.	Machine Serial Number	Description	Qty.
1	65552	(020000-022534 )	Baffle Kit	1
1	65551	(022535-	) Plate, Baffle	1
2	05016	(020000-	) Tank, Solution	1
3	222396	(020000-	) Stopper Assembly	2
4	11746	(020000-	) Baffle, Tank	1
5	22297	(020000-	) Clamp, Worm Drive	3
6	05216	(020000-	) Hose, Squeegee	1
7	06137	(020000-	) Cover, Recovery Tank	1
8	05017	(020000-	) Tank Recovery	1
9	05127	(020000-	) Hose, Drain	2
10	67004	(020000-020968 )	Clip, Finger Grip	2
11	33344	(020000-	) Clamp, Worm Drive	1
12	65566	(020000-	) Fitting, Straight	3
13	75611	(020000-	) Fitting, Plug	2
14	05675	(020000-	) Pad, Tank	2
15	11750	(020000-	) Baffle, Vacuum Fan	1
16	69784	(020000-	) Fitting, Nipple	1
17	05218	(020000-	) Strainer, Solution Tank	1
18	56119	(020000-	) Fitting, Plug	1
19	76426	(020000-	) Washer, Sealing	3
20	05165	(020000-	) Seal, Recovery Tank Lid	1
21	43516A	(020000-	) Basket, Soap	1
22	04832	(020000-	) Pad, Foam	1
23	57828	(020000-	) Foam	2
24	04836	(020000-	) Strap, Poly	1
25	24663	(020969-	) Strap, Drain Hose	2
26	24638	(020969-	) Clip, Drain Hose	2
27	05089	(020000-	) Screen	1
28	19676	(020000-	) Lanyard	1
29	65695	(022535-	) Latch, Lift and Turn, Adjustable	2

Fig. 14 – Recovery Tank Float Group

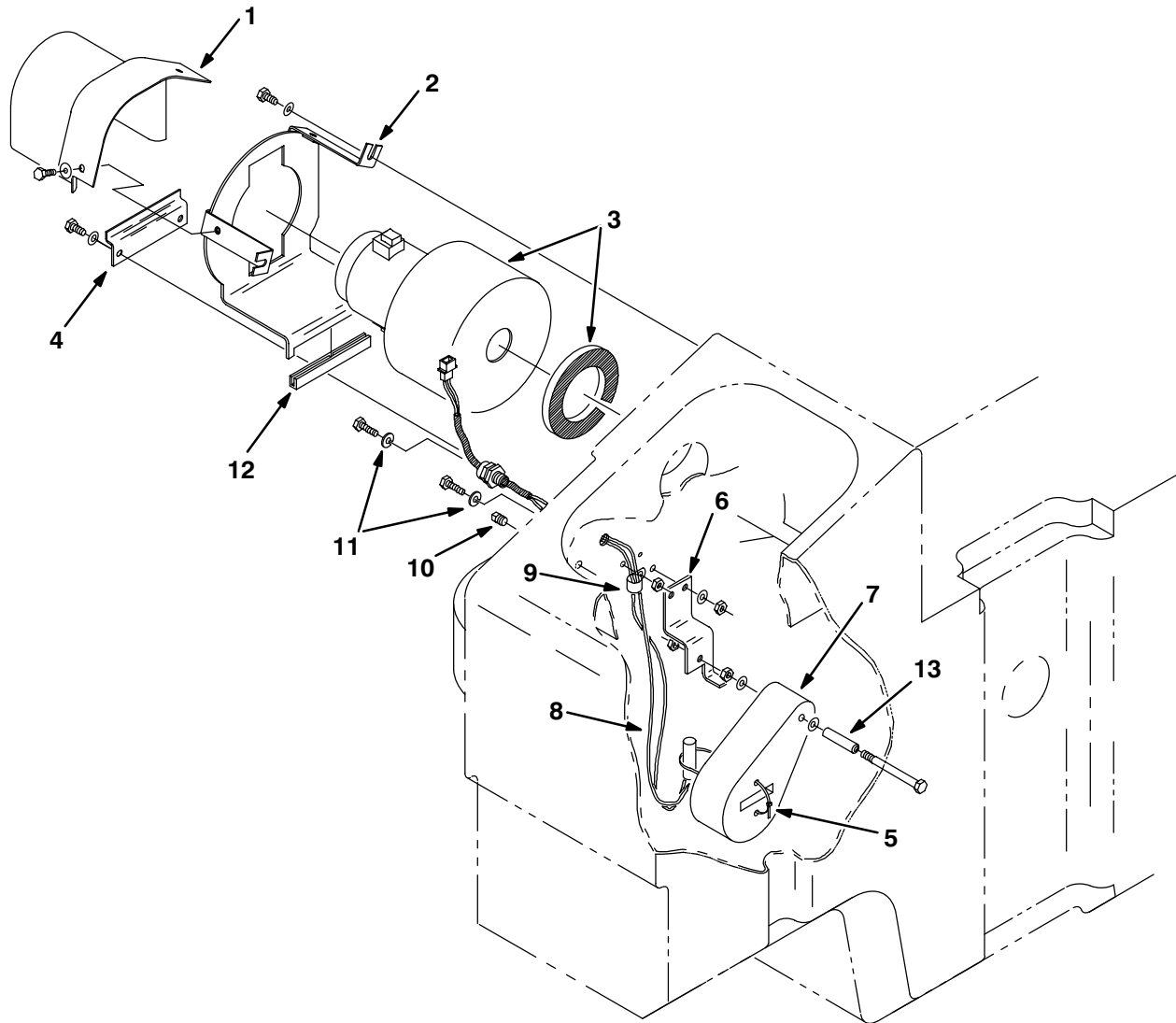


Fig. 14 – Recovery Tank Float Group

Ref.	Tennant Part No.	Machine Serial Number	Description	Qty.
1	10936	(020000–	) Guard, Vacuum Fan	1
2	06174	(020000–	) Bracket, Vacuum Fan	1
3	10914	(020000–	) Vacuum, Fan (See Breakdowns)	1
4	06146	(020000–	) Bracket, Mounting	1
5	49266	(020000–	) Tie, Cable	1
6	05567	(020000–	) Bracket, Water Level Control	1
7	65683	(020000–	) Float, Water Level	1
8	10935	(020000–020635	) Mercury Switch Assembly	1
8	28346	(020636–	) Mercury Switch Assembly	1
9	33584	(020000–	) Clamp, Cable	1
10	56119	(020000–	) Fitting, Plug	1
11	76426	(020000–	) Washer, Sealing	3
12	10911	(020000–	) Isolator, Vacuum Fan	1
13	78551	(020000–	) Tube	1

Fig. 15 – Solution Control Group

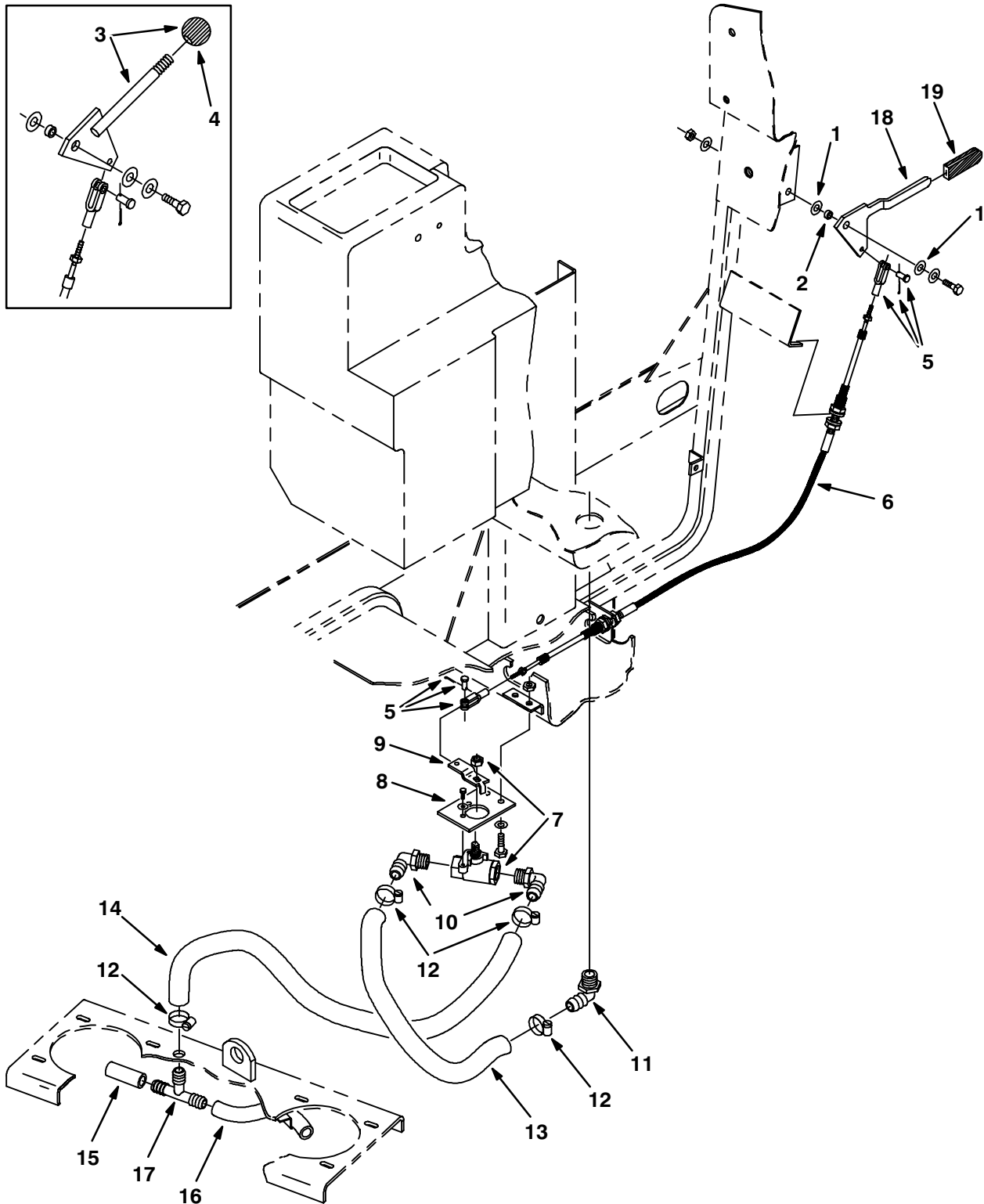


Fig. 15 – Solution Control Group

Ref.	Tennant Part No.	Machine Serial Number	Description	Qty.
1	43611	(020000– )	Washer, Nylon	2
2	63342	(020000– )	Sleeve	1
3	33441	(020000–020635 )	Water Handle Kit	1
4	26565	(020000–020635 )	Knob	1
5	27880	(020000– )	Yoke Assembly	2
6	05670	(020000– )	Cable, Push Pull	1
7	12083	(020000– )	Water, Valve	1
8	05294	(020000– )	Bracket, Valve Mounting	1
9	05669	(020000– )	Arm, Water Valve	1
10	63244–1	(020000– )	Fitting, Barbed Elbow	2
11	63244–3	(020000– )	Fitting, Barbed Elbow	1
12	54333	(020000– )	Clamp, Worm Drive	4
13	05714	(020000– )	Hose, PVC	1
14	05712	(020000– )	Hose, Clear Vinyl	1
15	05711	(020000– )	Hose, Clear Vinyl	1
16	05717	(020000– )	Hose, Clear Vinyl	1
17	63245–1	(020000– )	Fitting, Barbed Tee	1
18	33438	(020636– )	Lever, Control	1
19	33439	(020636– )	Grip, Handle	1

Fig. 16 – Battery Group

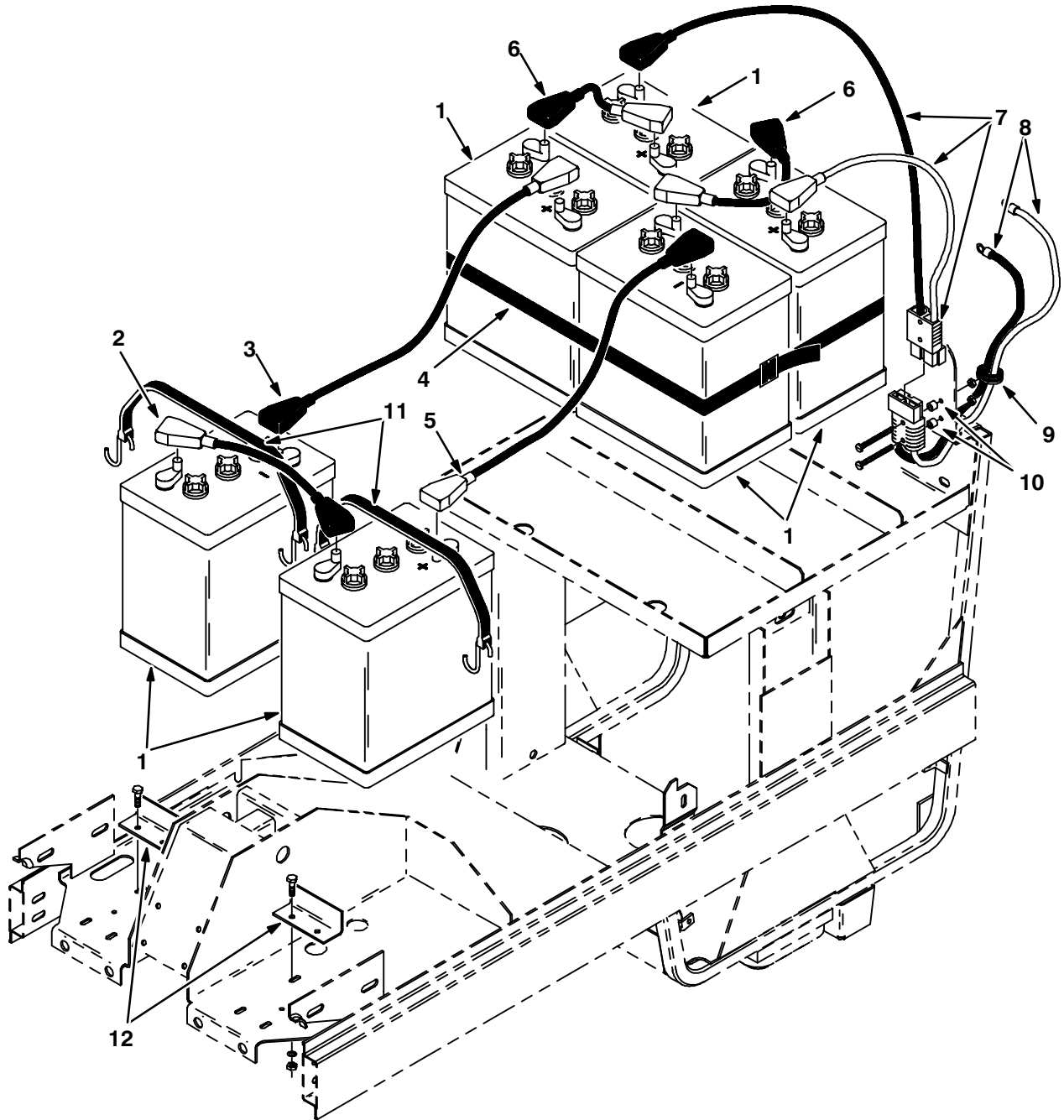


Fig. 16 – Battery Group

Ref.	Tennant Part No.	Machine Serial Number	Description	Qty.
1	11230	(020000-020440 )	Battery, 6 V, Wet (Replaced by 10155)	6
1	11229	(020000-020440 )	Battery, 6 V, Dry (International Only)	6
2	05251	(020000-020440 )	Cable, Battery	1
3	63757	(020000-020440 )	Cable, Battery	1
4	04836	(020000-020440 )	Strap, Poly, Webbing	1
5	05252	(020000-020440 )	Cable, Battery	1
6	63755	(020000-020440 )	Cable, Battery	2
7	05671	(020000-020440 )	Cable, Battery	1
8	05672	(020000-020440 )	Cable, Battery	1
9	10632	(020000-020440 )	Grommet	1
10	65742	(020000-020440 )	Sleeve	2
11	33671	(020000-020440 )	Strap, Rubber, Tie-down	2
12	04684	(020000-020440 )	Angle, Battery Stop	2

Fig. 17 – Battery Group

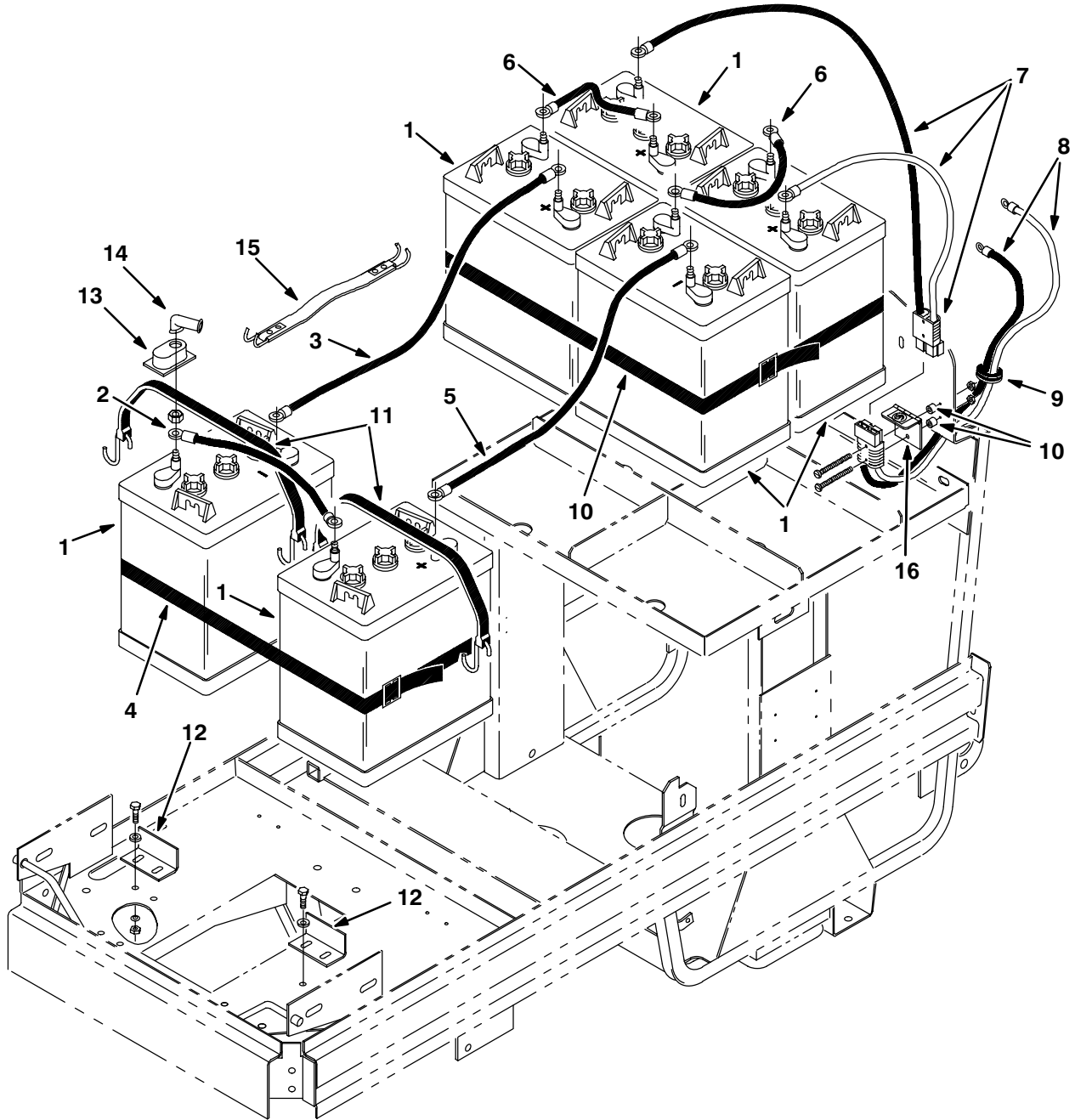


Fig. 17 – Battery Group

Ref.	Tennant Part No.	Machine Serial Number	Description	Qty.
1	10155	(020441–	) Battery, 6 V, Wet	6
1	11229	(020441–	) Battery, 6 V, Dry (International Only)	6
2	28333	(020441–	) Cable, Battery	1
3	28334	(020441–	) Cable, Battery	1
4	04836	(020441–	) Strap, Poly, Webbing	2
5	28335	(020441–	) Cable, Battery	1
6	63740	(020441–	) Cable, Battery	2
7	28332	(020441–	) Cable, Battery	1
8	05672	(020441–	) Cable, Battery	1
9	10632	(020441–	) Grommet	1
10	65742	(020441–	) Sleeve	2
11	33671	(020441–	) Strap, Rubber, Tie-down	2
12	04684	(020441–021045	) Angle, Battery Stop	2
12	24843	(021046–	) Angle, Battery Stop	2
13	45962	(020441–	) Cover, Terminal	12
14	02076	(020441–	) Cover, Terminal	12
15	28286	(020441–	) Strap, Battery Lift	1
16	65744	(020441–	) Hinge, W/Label, SB50	1

Fig. 18 – Steering Control Group

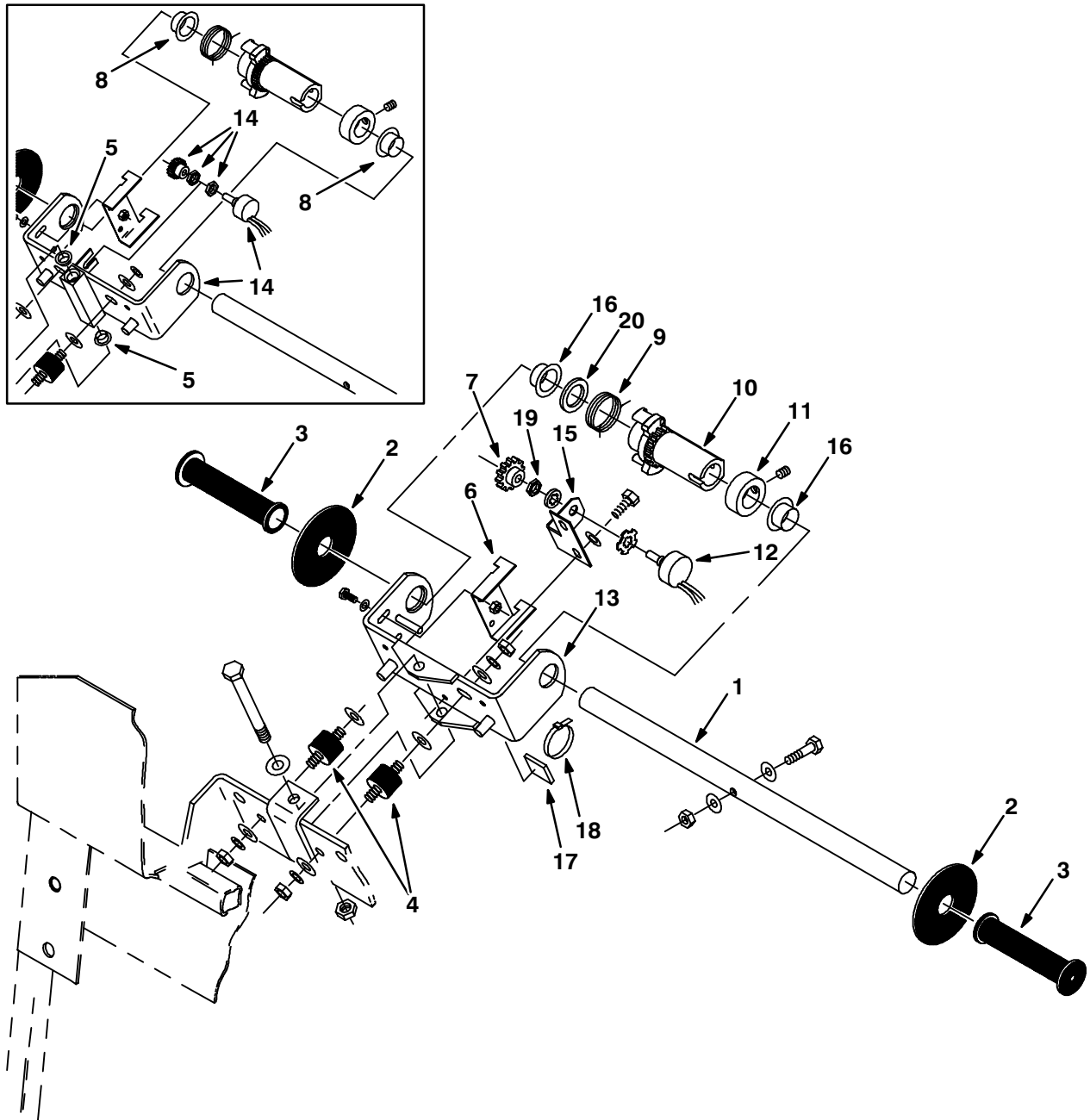


Fig. 18 – Steering Control Group

Ref.	Tennant Part No.	Machine Serial Number	Description	Qty.
1	04760	(020000– )	Handle, Speed Control	1
2	06208	(020000– )	Washer, Neoprene	2
3	04765	(020000– )	Grip, Handle	2
4	05611	(020000– )	Isolator, Vibration	2
5	05582	(020000–020373 )	Bearing, Flange	2
6	04767	(020000– )	Stop, Spring	1
7	27974	(020374– )	Gear	1
8	04761	(020000–020373 )	Bearing, Flange	2
9	04762	(020000– )	Spring, Torsion Centering	1
10	04763	(020000– )	Hub And Gear	1
11	04766	(020000– )	Collar, Shaft	1
12	27955	(020374– )	Potentiometer Replacement Kit	1
13	27934	(020374– )	Bracket, Handle	1
14	27971	(020000–020373 )	Potentiometer Replacement Kit	1
15	27973	(020374– )	Bracket, Potentiometer	1
16	27937	(020374– )	Bearing, Flange	2
17	55248	(020000– )	Mount, Cable Tie	1
18	49266	(020000– )	Tie, Cable	1
19	86730	(020374– )	Nut, Hex, Thin	1
20	82226	(020000– )	Washer	1

Fig. 19 – Rear Electric Panel Group

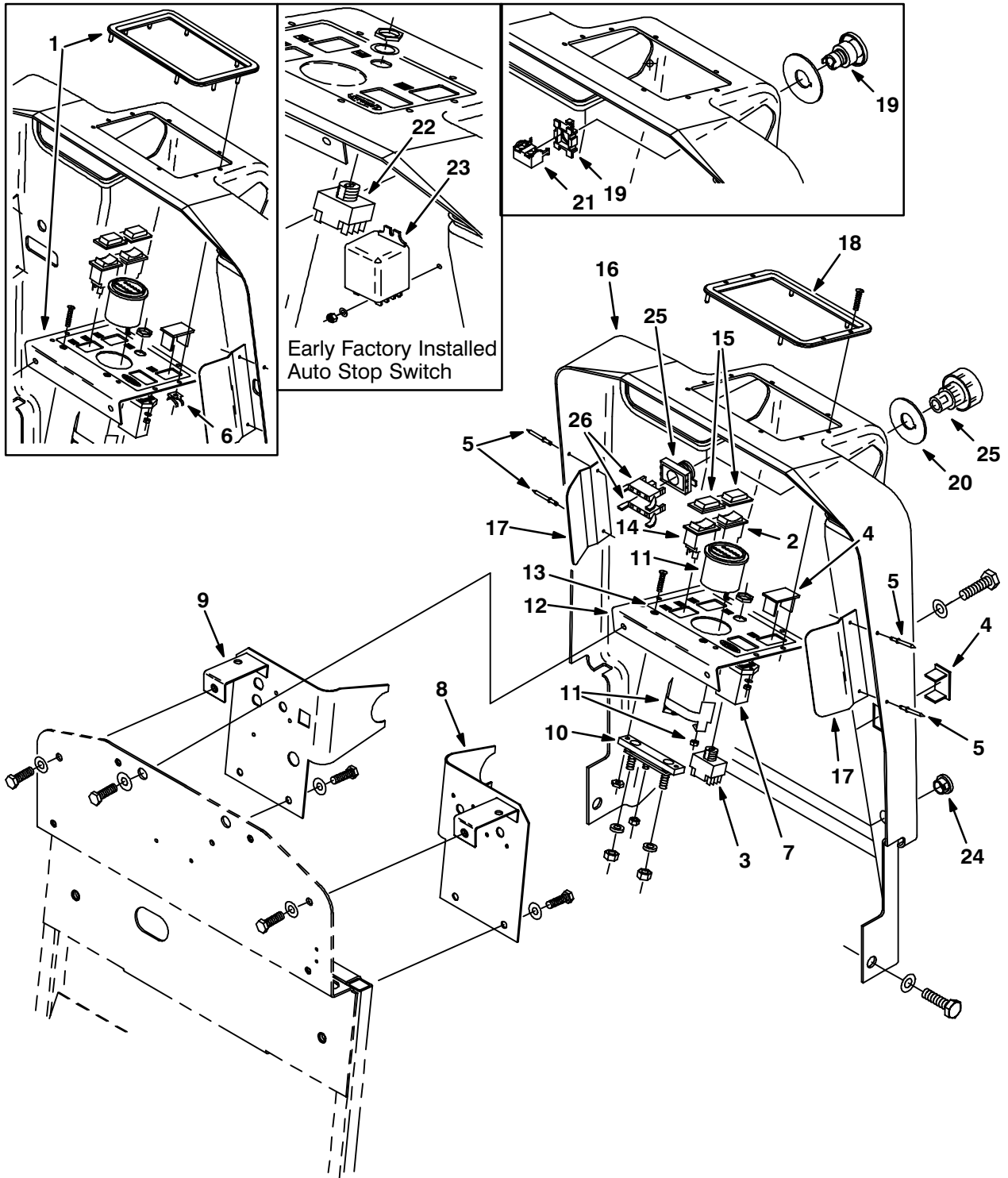
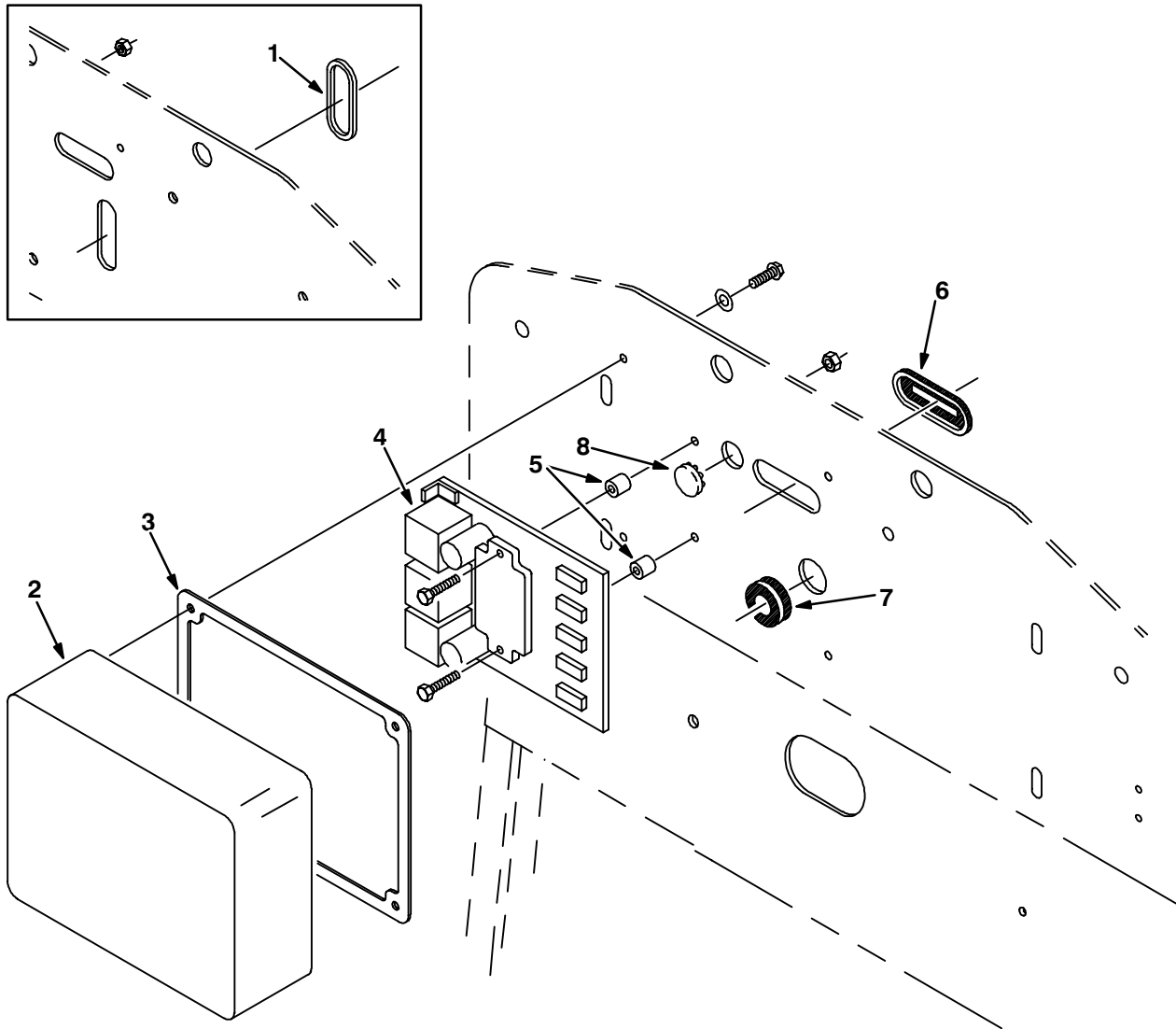


Fig. 19 – Rear Electric Panel Group

Ref.	Tennant Part No.	Machine Serial Number	Description	Qty.	
1	33511	(020000–020960 )	Instrument Panel and Bezel Kit	1	
2	65554	(020000– )	Switch, Progressive Rocker	1	
▽	3	31203	(020000– )	Switch Assembly, Key	1
▲	31204	(020000– )	Key, Switch	1	
4	57772	(020000– )	Plate, Cover	2	
5	56799	(020000– )	Rivet, Pop	4	
6	05280	(020000–020960 )	Clip, Stud	8	
7	31988	(020000– )	Hourmeter	1	
8	04957	(020000– )	Plate, Circuit Breaker Mounting	1	
9	28416	(020000– )	Plate, Circuit Breaker Mounting	1	
10	10973	(020000– )	Shunt	1	
11	11488	(020000– )	Brush Pressure/Battery Gauge	1	
12	33501	(020961– )	Panel, Instrument	1	
13	10960	(020000– )	Label, Instrument Panel	1	
14	65559	(020000– )	Switch, Rocker, DPDT	1	
15	57807	(020000– )	Cover, Rocker Switch Seal	2	
16	65598	(020000– )	Panel and Label Assembly, Rear	1	
17	05027	(020000– )	Guide, Cover, Rear	2	
18	33492	(020961– )	Bezel, Touch Panel	1	
19	28429	(020000–022793 )	Switch, Push Button	1	
20	28428	(020000– )	Plate, Stop Button	1	
21	11608	(020000–022793 )	Contacts, Switch	2	
▽	22	11651	(020000–020916 )	Switch Assembly	1
▲	31204	(020000–020916 )	Key, Switch	1	
23	87284	(020000–020916 )	Relay, DPDT	1	
24	65584	(020000– )	Plugbutton	1	
25	65664	(022794– )	Switch, Push Button	1	
26	65665	(022794– )	Contacts, Switch	2	

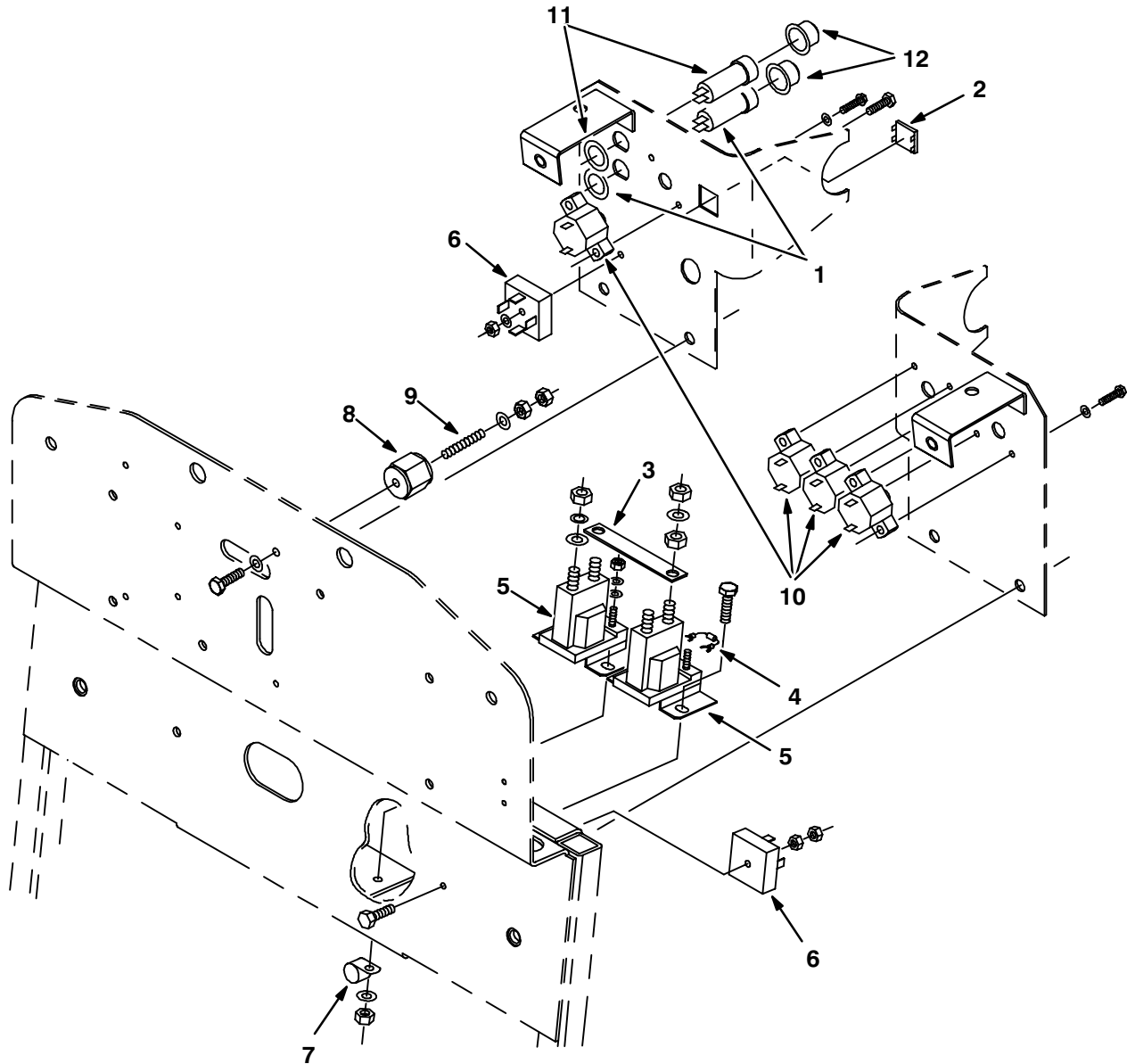
**Fig. 20 – Electrical Controller Group**



05048/04779

Ref.	Tennant Part No.	Machine Serial Number	Description	Qty.
1	11708	(020000–020282 )	Grommet, Flexible	1
2	11713	(020000– )	Cover and Label Assembly, Circuit Board	1
3	11341	(020000– )	Gasket, Controller	1
4	27963	(020000– )	Controller Kit, Single	1
5	65742	(020000– )	Sleeve	2
6	27928	(020283– )	Grommet, Ribbon Cable	1
7	10632–9	(020283– )	Grommet	1
8	57167	(020283– )	Plugbutton	1

Fig. 21 – Rear Electrical Group



05050/04778

Ref.	Tennant Part No.	Machine Serial Number	Description	Qty.
1	57164	(020000– )	Breaker, Circuit, 10 A	1
2	28426	(020990– )	Plugbutton	1
3	10967	(020000– )	Busbar, Relay	1
4	32234	(020000– )	Diode Assembly	1
5	04685	(020000– )	Contactors, SPST	2
6	10962	(020000– )	Diode, Bridge, 12 A	2
7	26395–1	(020000– )	Clamp, Cable	1
8	76062	(020000– )	Insulator, Panel and Switch Board	1
9	41702	(020000– )	Rod, Threaded	1
10	27967	(020000– )	Breaker, Circuit, 20 A	4
11	87977	(020000– )	Breaker, Circuit, 7 A	1
12	57751	(020000– )	Boot, Circuit Breaker	2

Fig. 22 – Rear Squeegee Link Group

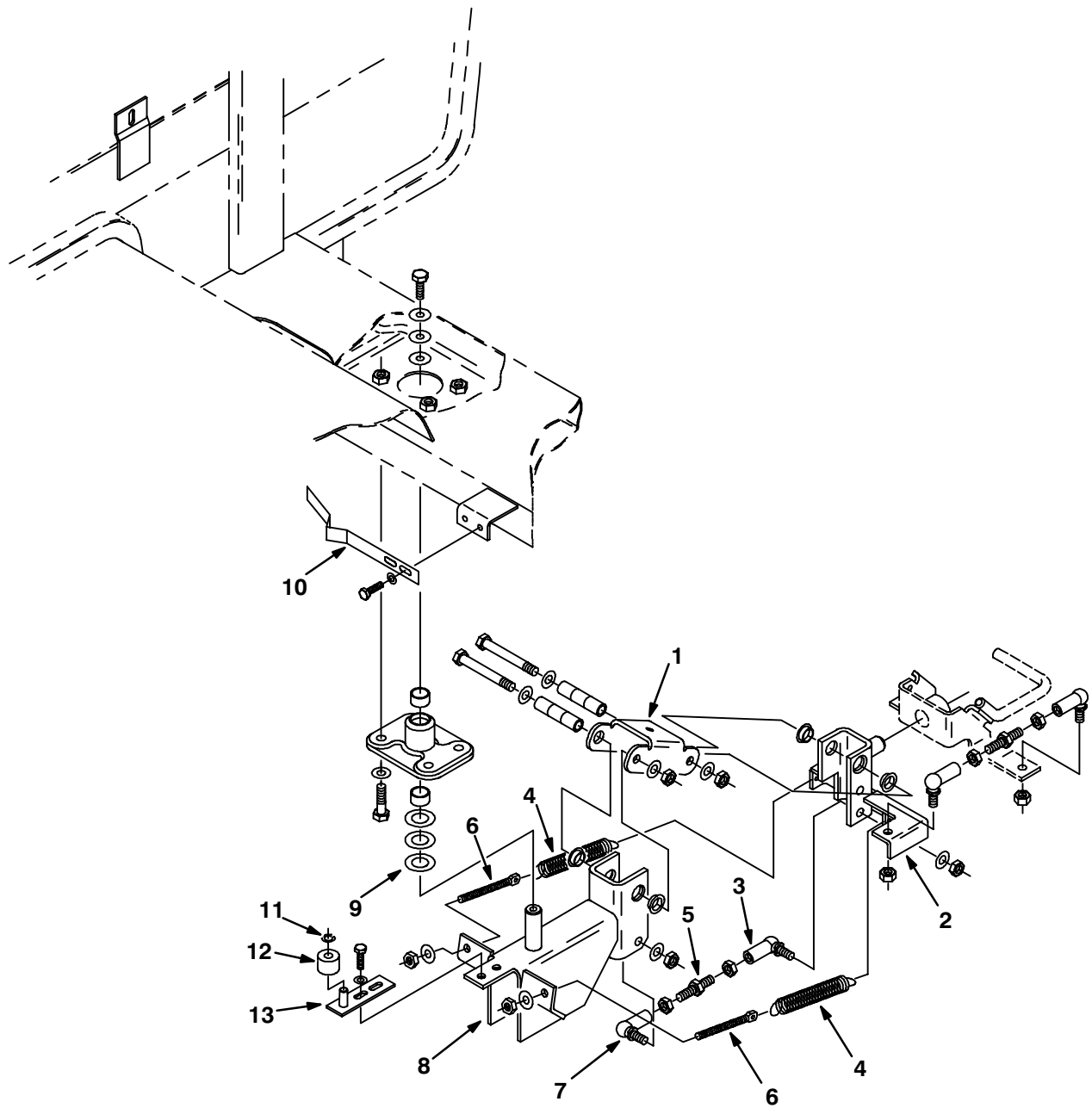


Fig. 22 – Rear Squeegee Link Group

Ref.	Tennant Part No.	Machine Serial Number	Description	Qty.
1	10950	(020000-020293 )	Bracket, Squeegee Lift	1
2	10946	(020000-020293 )	Bracket, Squeegee Lift	1
3	05291	(020000-020293 )	Rod End, M10, L.H.	1
4	33404	(020000-020293 )	Spring, Tension	2
5	04869	(020000-020293 )	Stud, Adjustable	1
6	32536	(020000-020293 )	Bolt, Eye	2
7	05290	(020000-020293 )	Rod End, M10, R.H.	1
8	10949	(020000-020293 )	Bracket, Squeegee Pivot (replaced by 33397)	1
9	40847-3	(020000-020293 )	Shim	-
10	63212	(020000-020553 )	Spring, Squeegee Centering	1
11	23514-1	(020000-020553 )	Ring, Retaining	1
12	63878	(020000-020553 )	Roller	1
13	11679	(020000-020553 )	Bracket, Roller	1

Fig. 23 – Rear Squeegee Link Group

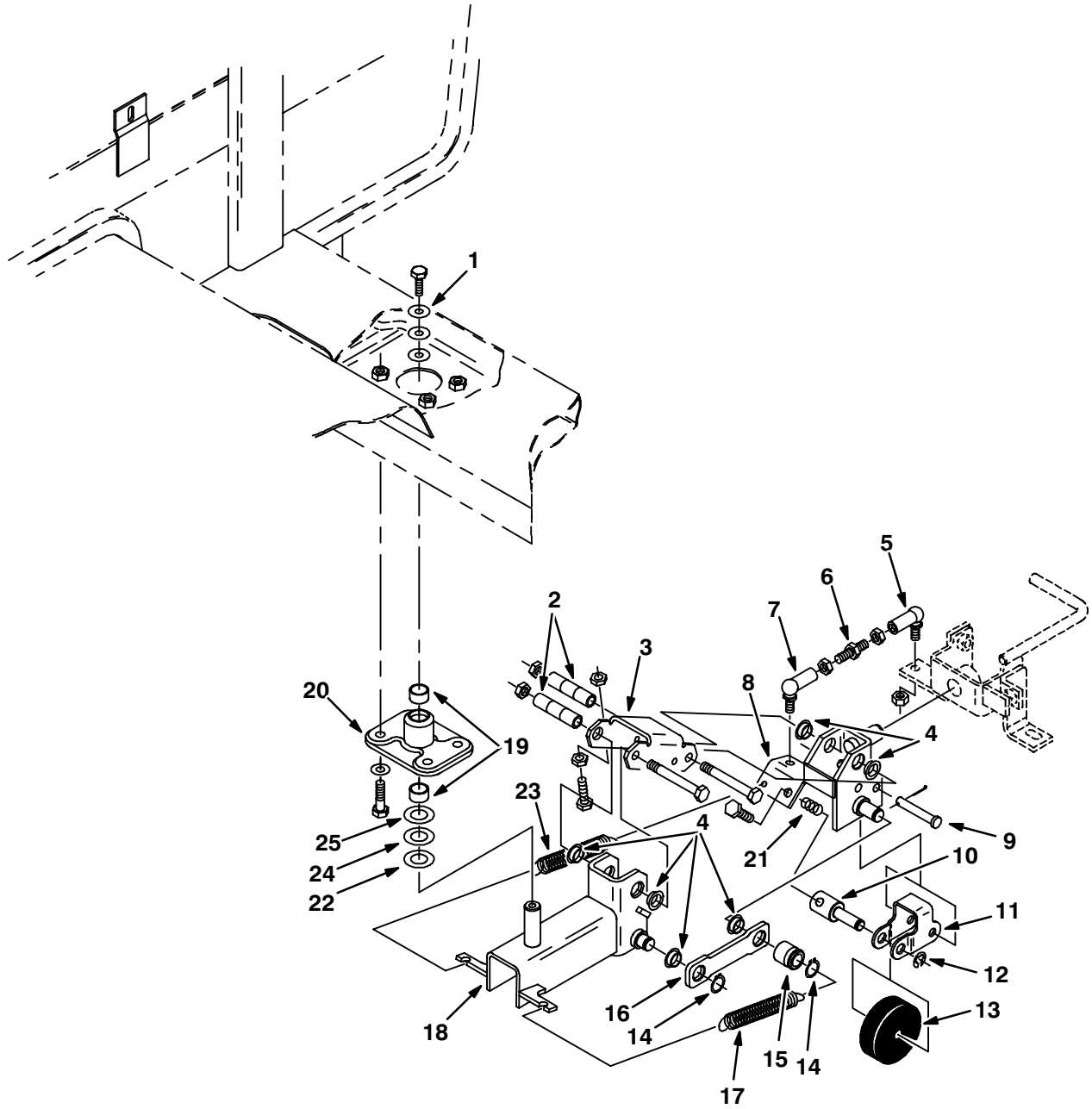


Fig. 23 – Rear Squeegee Link Group

Ref.	Tennant Part No.	Machine Serial Number	Description	Qty.
1	05624	(020000–	) Washer	1
2	05145	(020000–	) Sleeve, Squeegee Lift	2
3	33385	(020294–	) Bracket, Squeegee Lift	1
4	04843	(020000–	) Bearing, Flange	6
5	63282	(020000–	) Ball Joint, R.H.	1
6	11676	(020000–	) Stud, Adjustment	1
7	82962	(020000–	) Ball Joint, L.H.	1
8	33365	(020294–	) Bracket, Squeegee Lift	1
9	33355	(020294–	) Pin, Clevis	1
10	33379	(020294–	) Axle, Caster Adjustment	1
11	33499	(020294–	) Bracket, Caster	1
12	05284	(020294–	) Clip, Retainer	1
13	86800	(020294–	) Wheel	1
14	33373	(020294–	) Ring, Retainer	2
15	33358	(020294–	) Retainer, Spring	2
16	33371	(020294–	) Link, Connecting	1
17	33404	(020294–	) Spring, Tension	1
18	33390	(020294–	) Bracket, Squeegee, Pivot	1
19	64377	(020000–	) Bearing, Journal	2
20	05099	(020000–	) Flange, Squeegee Mounting	1
21	33498	(020294–	) Spring	1
22	64489	(020294–	) Washer	–
23	33372	(020294–	) Spring, Tension	1
24	40847–1	(020000–	) Shim	–
25	04846	(020000–	) Washer, Thrust	1

Fig. 24 – Rear Squeegee Group

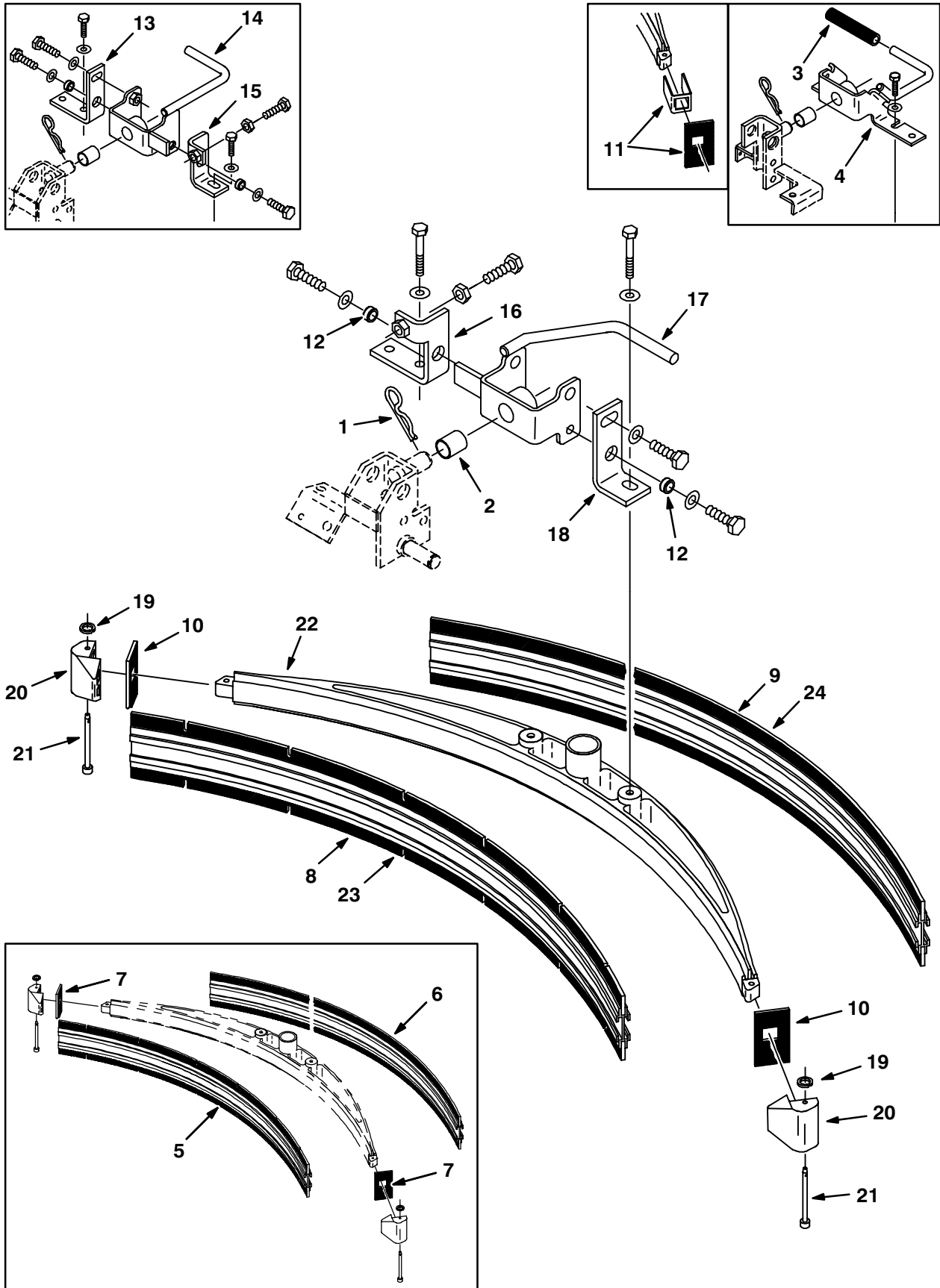


Fig. 24 – Rear Squeegee Group

Ref.	Tennant Part No.	Machine Serial Number	Description	Qty.	
1	55094	(020000– )	Pin, Hair Cotter	1	
2	04844	(020000– )	Bearing, Journal	1	
3	11372	(020000–020293 )	Tube, Rubber	1	
4	10956	(020000–020293 )	Bracket, Squeegee Pivot	1	
▽	11485	(020000–020744 )	Squeegee Blade Kit, Short	1	
▲	5	04916	(020000–020744 )	Squeegee Blade Assembly, Front	1
▲	6	04919	(020000–020744 )	Squeegee Blade Assembly, Rear	1
▲	7	33437	(020000–020744 )	Blade, Squeegee End	2
▽		24687	(020745– )	Squeegee Blade Kit, Long	1
▲	8	33424	(020745– )	Squeegee Blade Assembly, Front	1
▲	9	33354	(020745– )	Squeegee Blade Assembly, Rear	1
▲	10	11283	(020745– )	Blade, Squeegee End	2
	11	27952	(020000–020558 )	Squeegee End Replacement Kit (For both sides)	1
	12	33369	(020294– )	Sleeve, Squeegee	2
	13	33378	(020294–021103 )	Bracket, Adjustment, R.H.	1
	14	33393	(020294–021103 )	Bracket, Squeegee Mounting	1
	15	33377	(020294–021103 )	Bracket, Adjustment, L.H.	1
	16	04819	(021104– )	Bracket, Adjustment, R.H.	1
	17	04816	(021104– )	Bracket, Squeegee Mounting	1
	18	04808	(021104– )	Bracket, Adjustment, L.H.	1
	19	49708	(020000– )	Ring, Split	2
	20	04752	(020000– )	Bumper, Squeegee	2
	21	33403	(020000– )	Pin, Clevis	2
	22	24633	(020000– )	Body, Squeegee	1
	23	78546	(020745– )	Squeegee Blade Assembly, Front, Urethane	1
	24	78547	(020745– )	Squeegee Blade Assembly, Rear, Urethane	1

Fig. 25 – Wire Harness Group

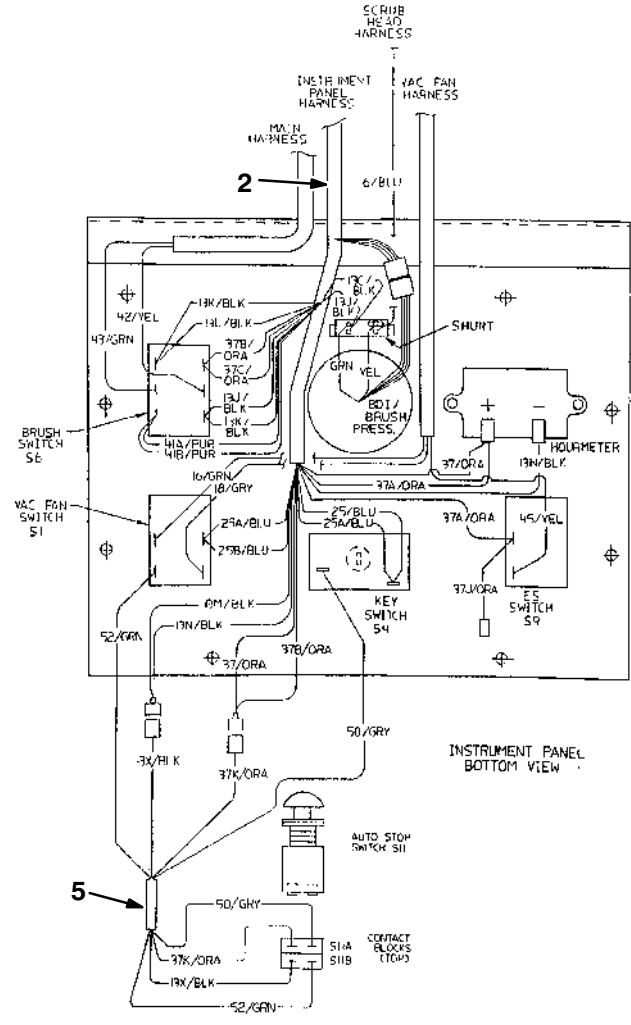
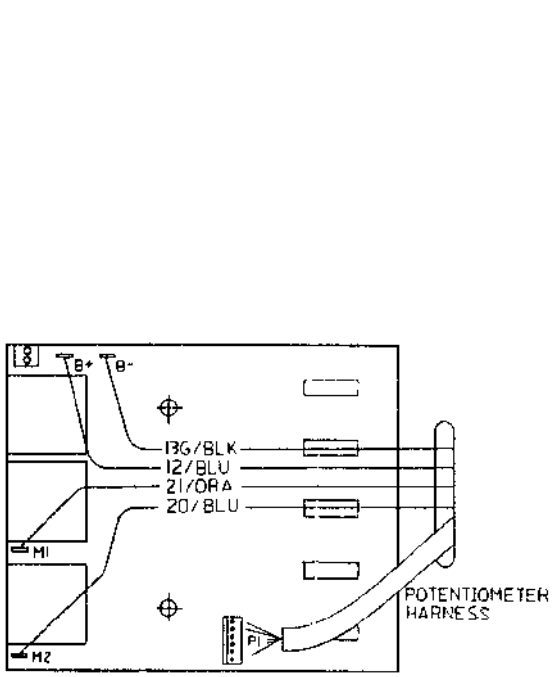
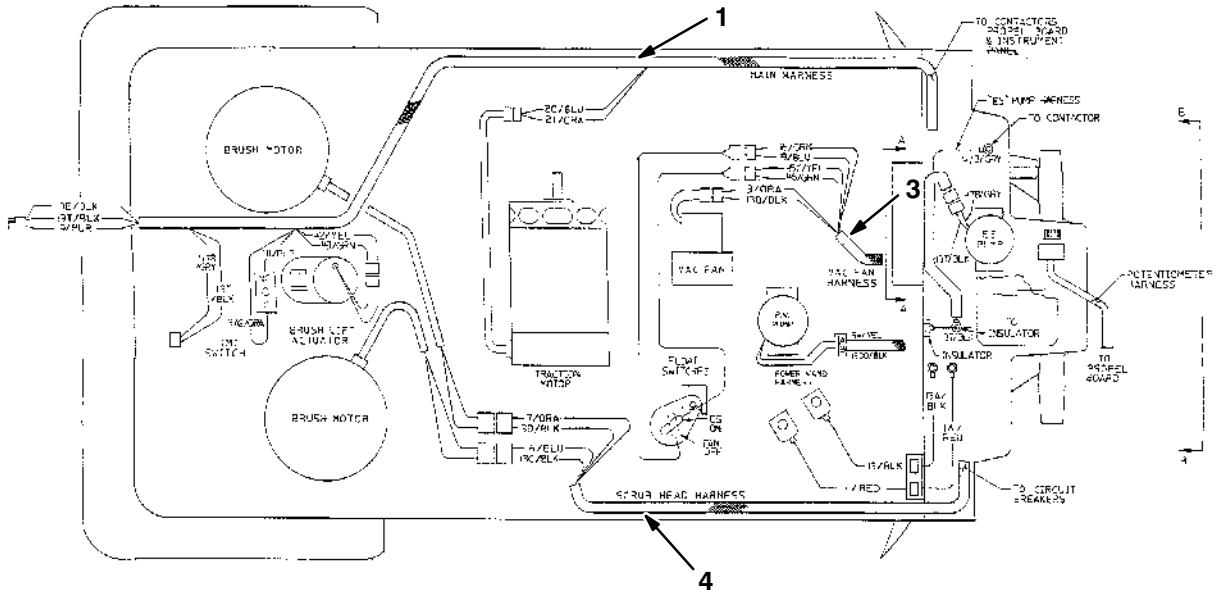
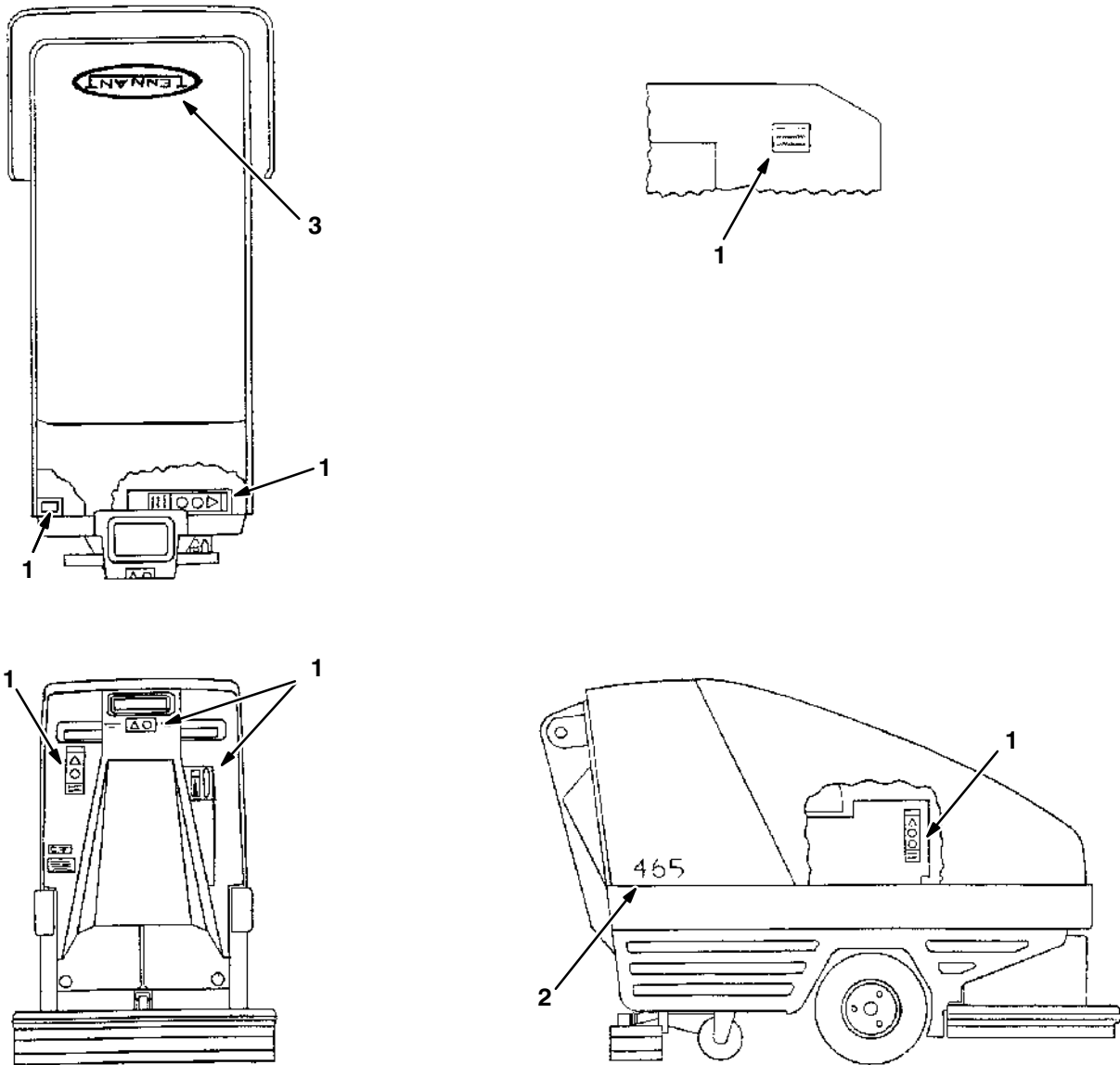




Fig. 26 – Label Group



05100/05098

Ref.	Tennant Part No.	Machine Serial Number	Description	Qty.
1	11541	(020000– )	Label Set, Information and Hazard	1
2	11663	(020000– )	Label, Numerals 480	2
3	09806	(020000– )	Label, TENNANT Logo, Blue	1

## SECTION 8

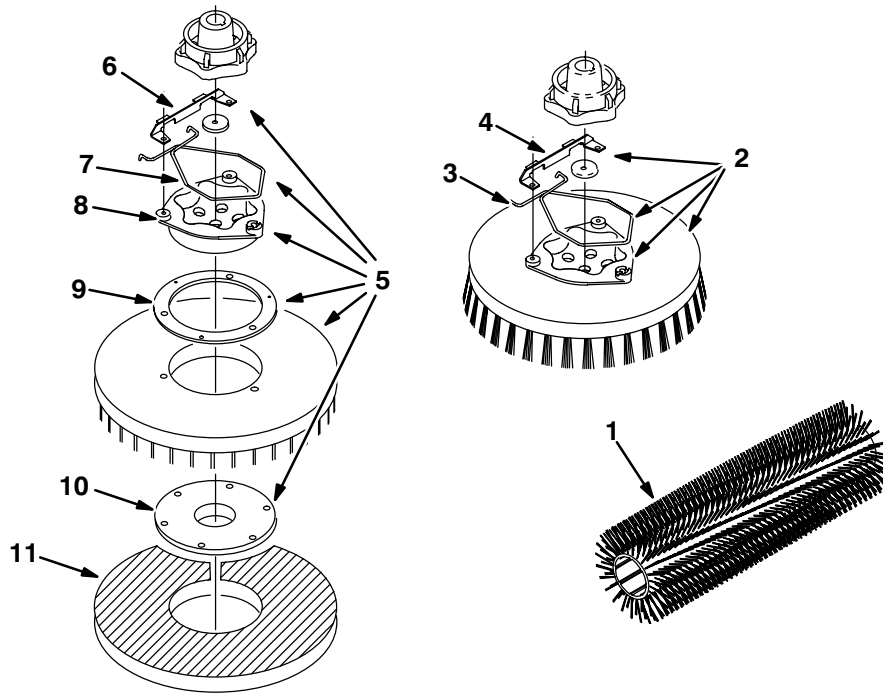
## CONTENTS

	Page
Fig. 1 – Recommended General Maintenance Items .....	8-2
Fig. 2 – Replacement Brushes .....	8-3
Fig. 3 – Hood and Bumper Group .....	8-4
Fig. 4 – Main Frame Group .....	8-6
Fig. 5 – Front Shroud Group .....	8-8
Fig. 6 – Scrub Head Lift Group .....	8-10
Fig. 7 – Scrub Head Group .....	8-12
Fig. 8 – Tire and Rim Assembly .....	8-13
Fig. 9 – Single Drive Group .....	8-14
Fig. 10 – Solution and Recovery Tanks Group .....	8-16
Fig. 11 – Vacuum Fan Group .....	8-18
Fig. 12 – Solution Control Group .....	8-20
Fig. 13 – Battery Group .....	8-22
Fig. 14 – Steering Control Group .....	8-24
Fig. 15 – Rear Electric Panel Group .....	8-26
Fig. 16 – Electrical Box Group, EE .....	8-28
Fig. 17 – Rear Squeegee Link Group .....	8-30
Fig. 18 – Rear Squeegee Group .....	8-32
Fig. 19 – Wire Harness Group .....	8-34
Fig. 20 – Label Group .....	8-36

**Fig. 1 – Recommended General Maintenance Items**

<b>Ref.</b>	<b>Tennant Part No.</b>	<b>Machine Serial Number</b>	<b>Description</b>	<b>Qty.</b>
▽	11485	(020000–020744 )	Squeegee Blade Kit, Short	1
▲	04916	(020000–020744 )	Squeegee Blade Assembly, Front	1
▲	04919	(020000–020744 )	Squeegee Blade Assembly, Rear	1
▲	33437	(020000–020744 )	Blade, Squeegee End	2
▽	24687	(020745– )	Squeegee Blade Kit, Long	1
▲	33424	(020745– )	Squeegee Blade Assembly, Front	1
▲	33354	(020745– )	Squeegee Blade Assembly, Rear	1
▲	11283	(020745– )	Blade, Squeegee End	2
	78546	(020745– )	Squeegee Blade Assembly, Front, Urethane	1
	78547	(020745– )	Squeegee Blade Assembly, Rear, Urethane	1

Fig. 2 – Replacement Brushes



05104/05105

Ref.	Tennant Part No.	Machine Serial Number	Description	Qty.	
1	11682	(000000- )	Brush, Pre-Sweep, Polypropylene	1	
∇ 2	05725	(000000- )	Scrub Brush Assembly, Stiff Polypropylene	2	
▲ 3	14838	(000000- )	Spring, Brush Retaining	1	
▲ 4	24299	(000000- )	Bracket, Spring Retainer	1	
∇ 5	30241	(000000- )	Scrub Brush Assembly, Polypropylene	2	
▲ 6	14838	(000000- )	Spring, Brush, Retaining	1	
▲ 7	24299	(000000- )	Bracket, Spring, Retainer	1	
∇ 8	05724	(000000- )	Scrub Brush Assembly, Nylon	2	
▲ 9	14838	(000000- )	Spring, Brush Retaining	1	
▲ 10	24299	(000000- )	Bracket, Spring Retainer	1	
∇ 11	05726	(000000- )	Scrub Brush Assembly, Abrasive	2	
▲ 12	14838	(000000- )	Spring, Brush Retaining	1	
▲ 13	24299	(000000- )	Bracket, Spring Retainer	1	
∇ 14	05036	(000000- )	Scrub Brush Assembly, Bassine	1	
▲ 15	14838	(000000- )	Spring, Brush Retainer	1	
▲ 16	24299	(000000- )	Bracket, Spring Retainer	1	
∇ 17	05038	(000000- )	Scrub Brush Assembly, Wire	2	
▲ 18	14838	(000000- )	Spring, Brush Retainer	1	
▲ 19	24299	(000000- )	Bracket, Spring Retainer	1	
∇ 20	5	30216	(000000- )	Scrub Driver Pad Assembly, Polypropylene	2
▲ 21	6	24299	(000000- )	Bracket, Retainer Spring	1
▲ 22	7	14838	(000000- )	Spring, Brush Retaining	1
▲ 23	8	15539	(000000- )	Adaptor, Brush	1
▲ 24	9	11218	(000000- )	Spacer, Pad Holder	1
▲ 25	10	19783	(000000- )	Holder, Pad	1
	11	63248-1	(000000- )	Pad, Stripper, Brown	2
		63248-2	(000000- )	Pad, Scrubber, Blue	2
		63248-3	(000000- )	Pad, Buffer, Red	2
		63248-4	(000000- )	Pad, Polish, White	2

Fig. 3 – Hood and Bumper Group

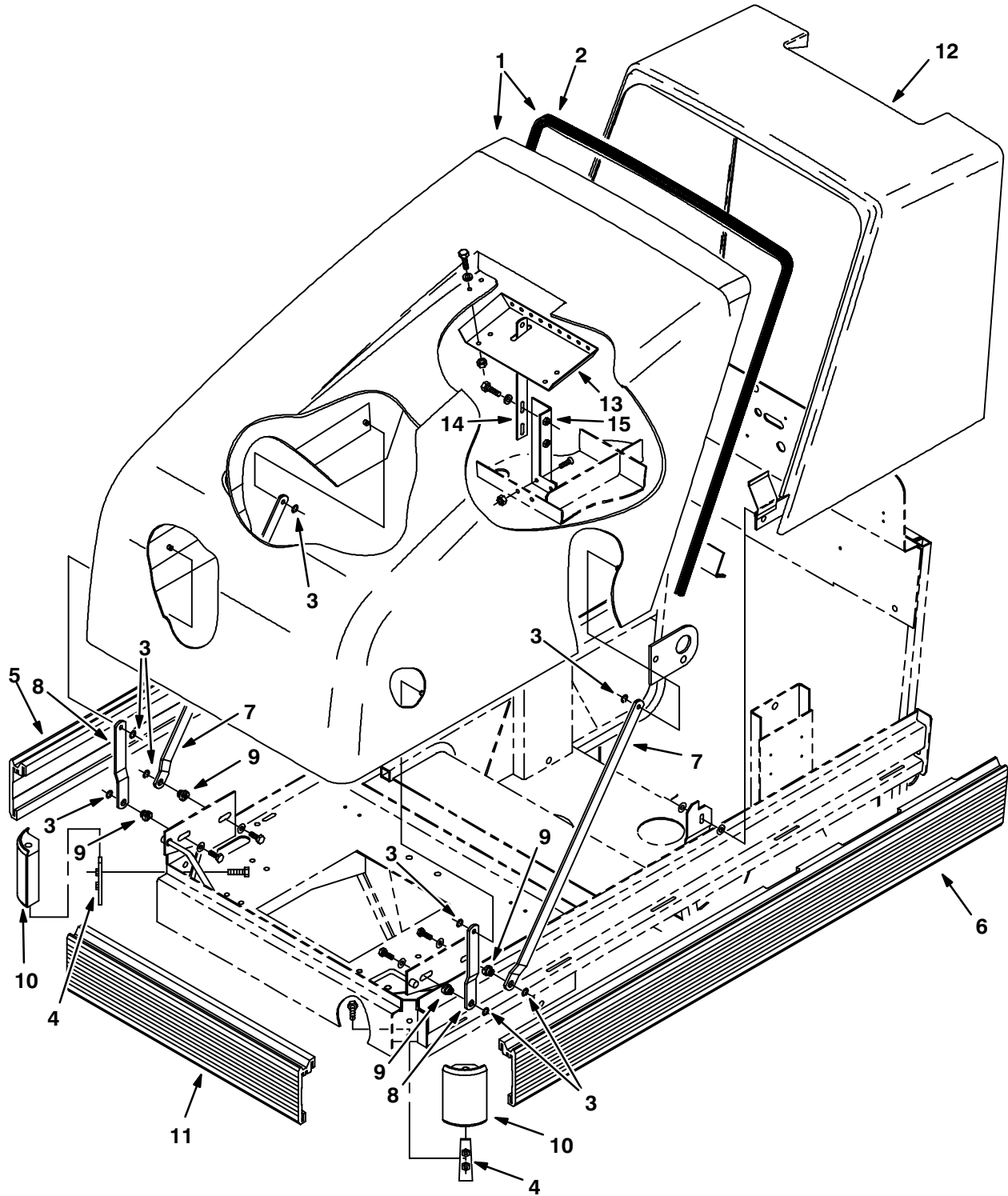
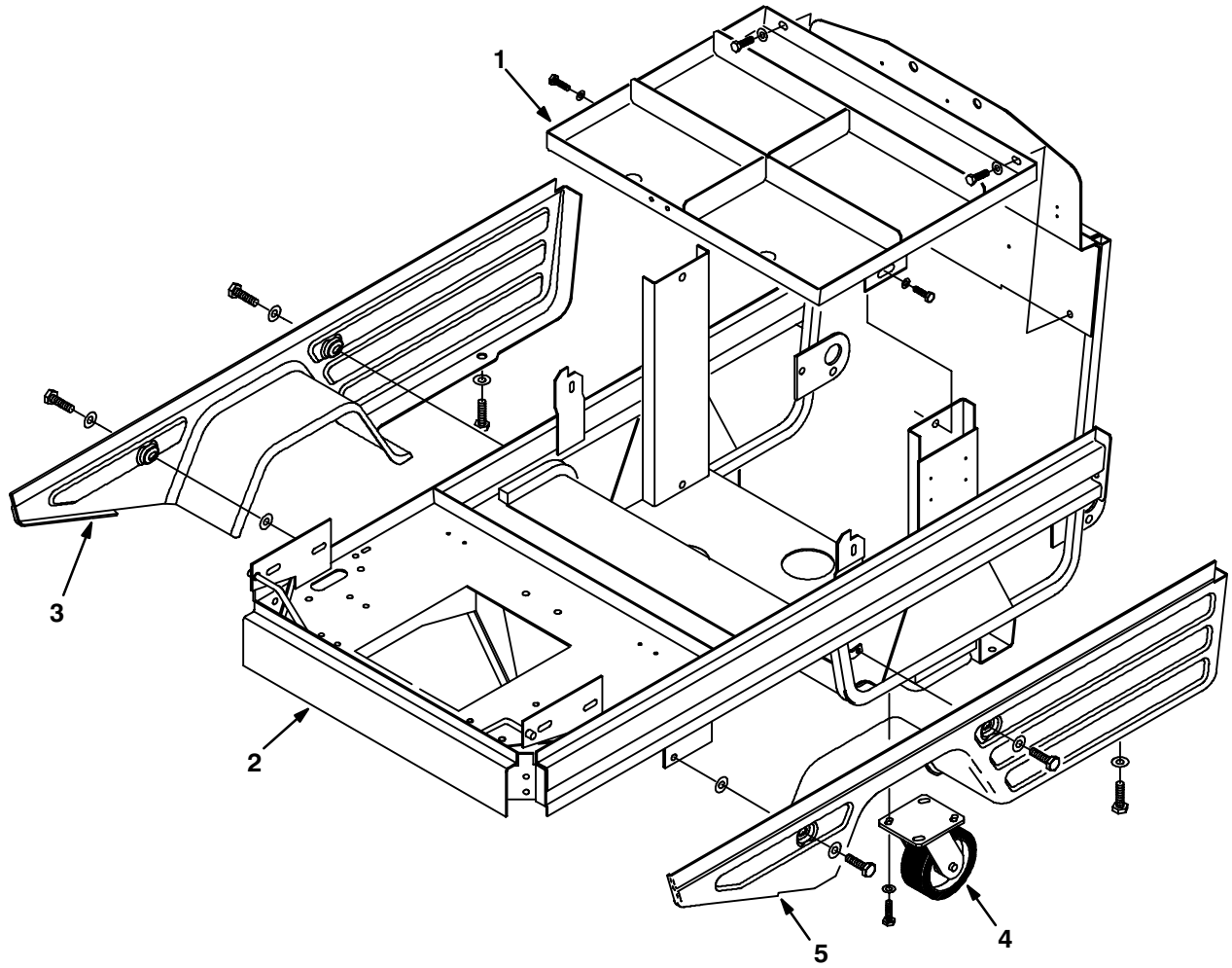


Fig. 3 – Hood and Bumper Group

	Ref.	Tennant Part No.	Machine Serial Number	Description	Qty.
▽	1	28325	(020000– )	Cover, Front, EE	1
▲	2	33360	(020000– )	Seal	1
	3	05284	(020000– )	Clip, Retainer, M10	8
	4	33454	(020000– )	Plate, Mount	2
	5	33537	(020000– )	Bumber, Side, R.H.	1
	6	33536	(020000– )	Bumper, Side, L.H.	1
	7	05236	(020000– )	Bar, Hinge Long	2
	8	05223	(020000– )	Bar, Hinge Short	2
	9	05272	(020000– )	Spacer, Hinge	4
	10	33407	(020000– )	Block, Corner Frame	2
	11	05073	(020000– )	Bumper, Front	1
	12	05081	(020000– )	Cover, Rear	1
	13	28120	(020000– )	Bracket, Hood	1
	14	28151	(020000– )	Plate, Hood	1
	15	28154	(020000– )	Bracket, Hood	1

Fig. 4 – Main Frame Group



**Fig. 4 – Main Frame Group**

<b>Ref.</b>	<b>Tennant Part No.</b>	<b>Machine Serial Number</b>	<b>Description</b>	<b>Qty.</b>
1	28163	(020000– )	Tray, Battery	1
2	33419	(020000– )	Frame, Main	1
3	24932	(020000– )	Panel, Lower, R.H.	1
4	65690	(020000– )	Caster	2
5	24931	(020000– )	Panel, Cover, L.H.	1

Fig. 5 – Front Shroud Group

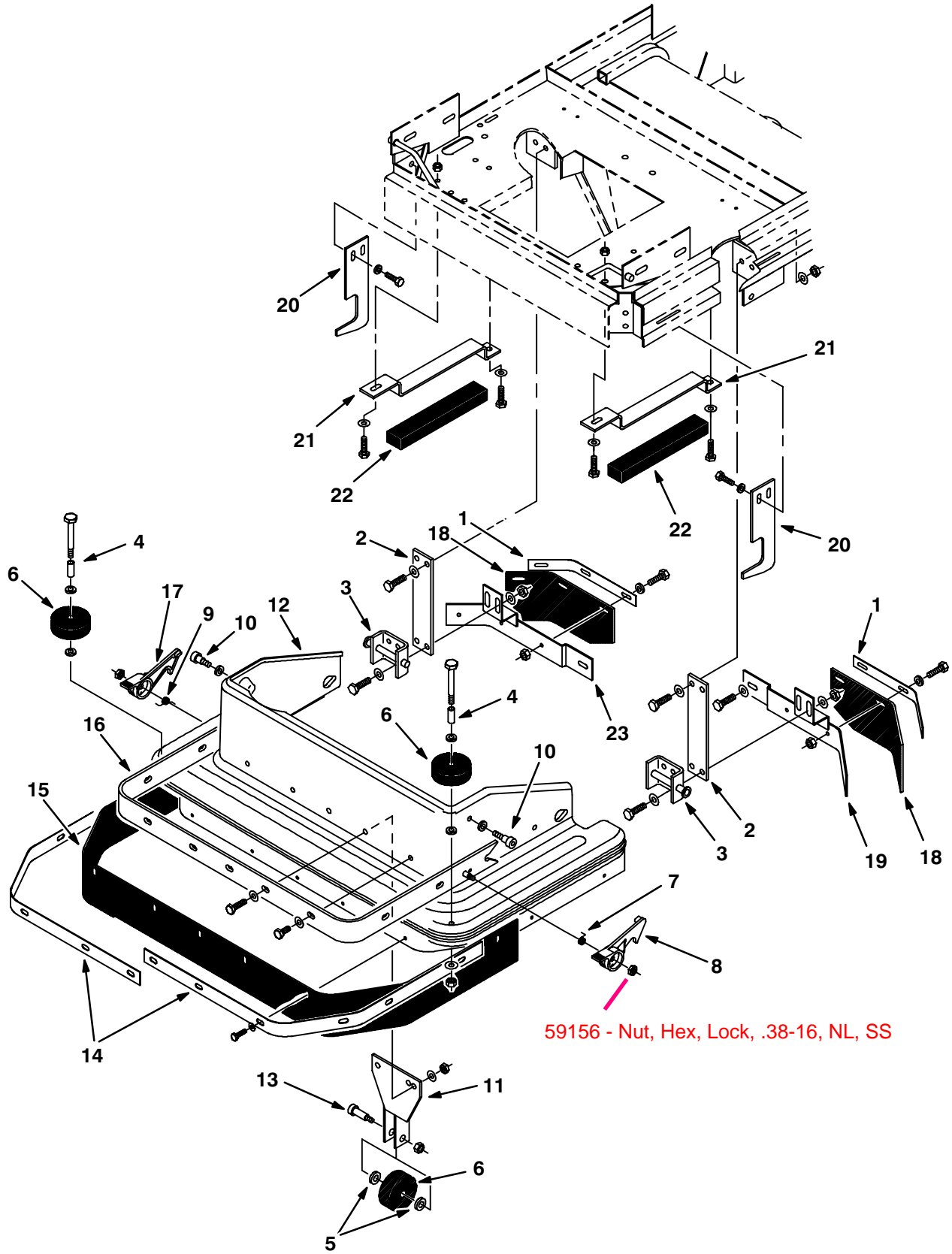


Fig. 5 – Front Shroud Group

Ref.	Tennant Part No.	Machine Serial Number	Description	Qty.
1	33553	(020000–	) Strip, Backup	2
2	06108	(020000–	) Spring	2
3	05214	(020000–	) Bracket, Shroud Mounting	2
▽	28497	(020000–	) Scrub Shroud Replacement Kit	1
▲	4 33427	(020000–	) Sleeve	2
▲	5 59633	(020000–	) Bearing, Thrust, Fiberglide	2
▲	6 86800	(020000–	) Wheel	3
▲	7 10927	(020000–	) Spring, Torsion, L.H.	1
▲	8 11613	(020000–	) Latch, Shroud, L.H.	1
▲	9 10928	(020000–	) Spring, Torsion, R.H.	1
▲	10 36758	(020000–	) Screw, Shoulder	2
▲	12 28495	(020000–	) Panel, Scrub Shroud	1
▲	11 28365	(020000–	) Bracket, Wheel	1
▲	13 86791	(020000–	) Screw, Shoulder	1
▲	14 05244	(020000–	) Strip, Skirt Retainer	2
▲	15 05241	(020000–	) Skirt, Scrub Head	1
▲	16 05058	(020000–	) Strap, Shroud	1
▲	17 11612	(020000–	) Latch, Shroud, R.H.	1
	18 33566	(020000–	) Skirt, Side	2
	19 33544	(020000–	) Bracket, Skirt, L.H.	1
	20 24852	(020000–	) Plate, Mount	2
	21 28082	(020000–	) Bracket, Head Stop	2
	22 04832	(020000–	) Pad, Head Stop	2
	23 33546	(020000–	) Bracket, Skirt, R.H.	1

Fig. 6 – Scrub Head Lift Group

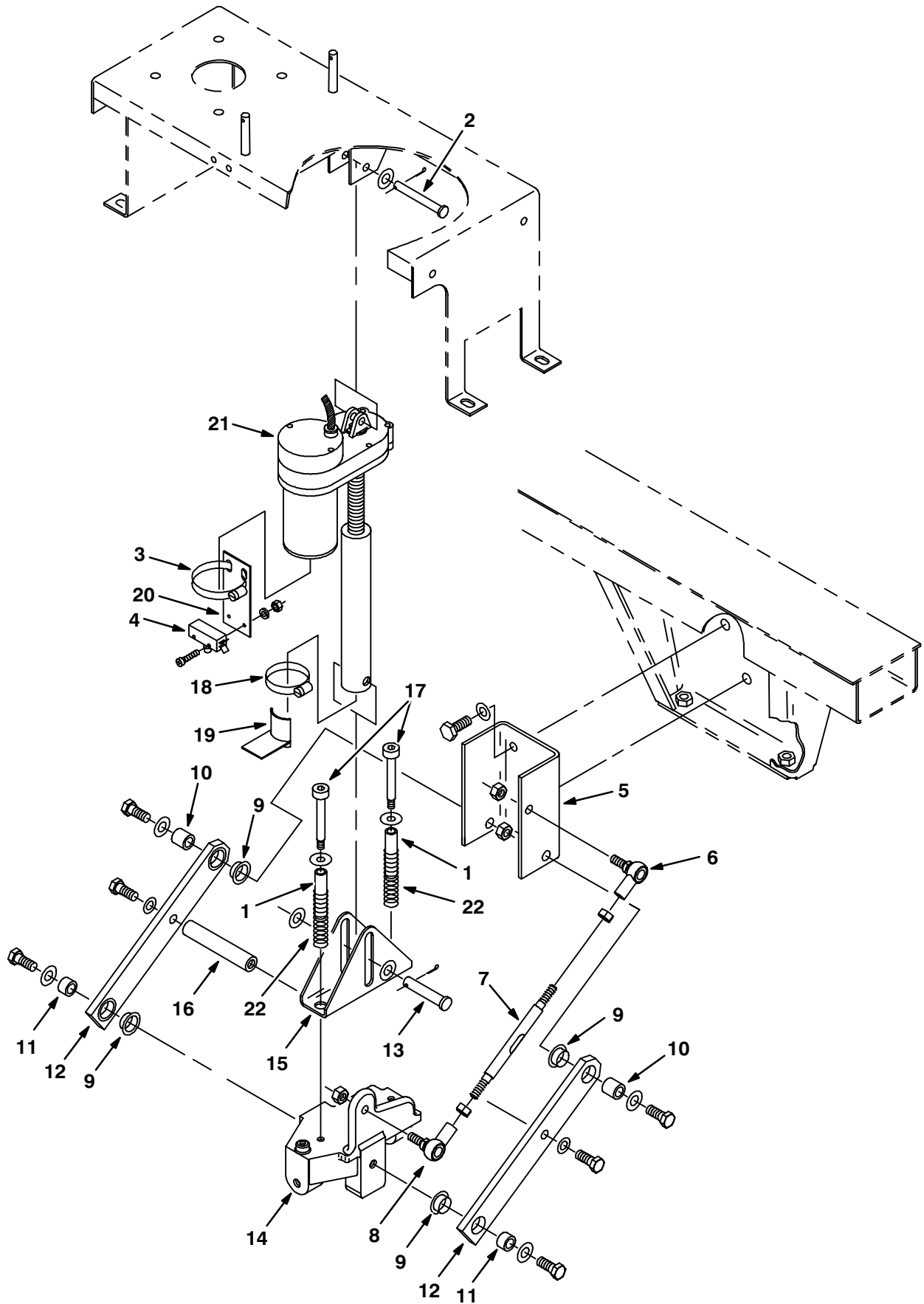
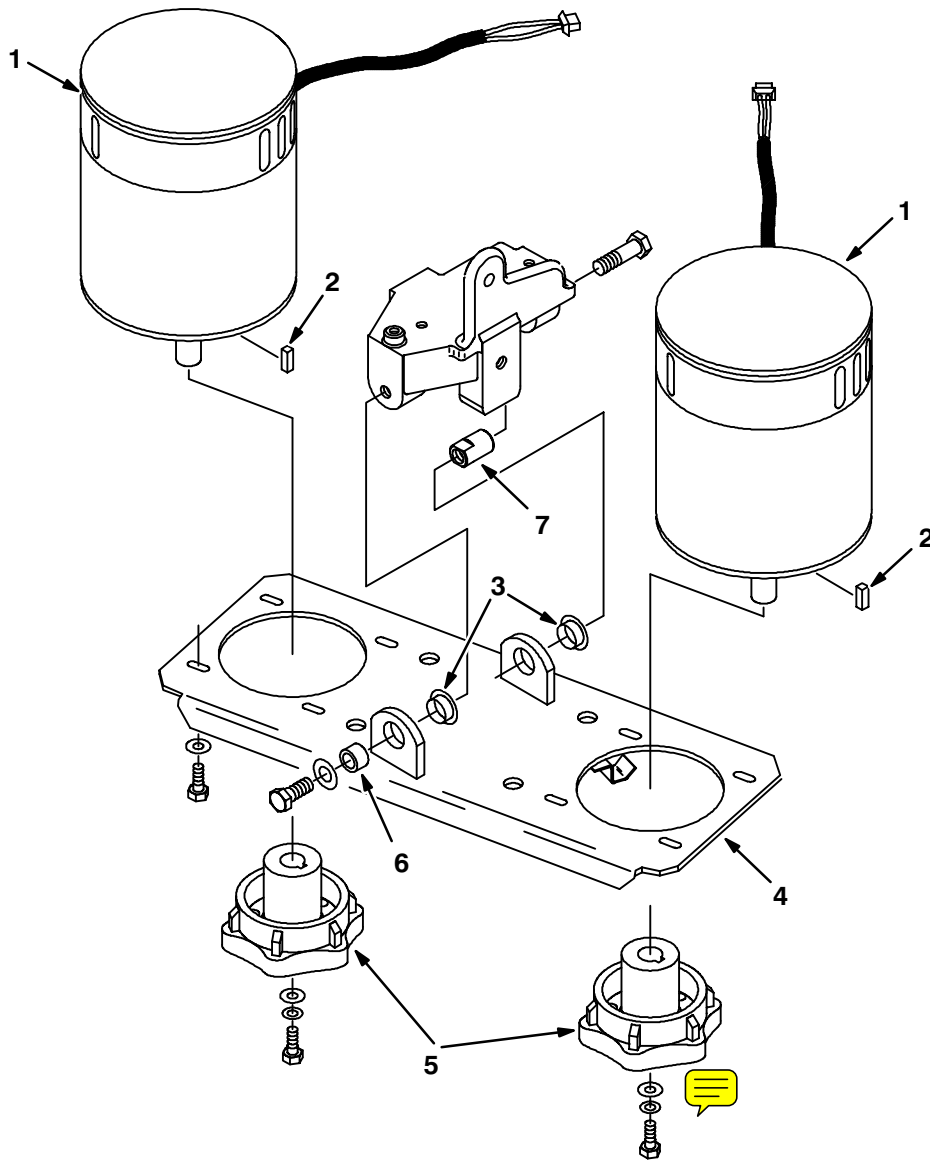


Fig. 6 – Scrub Head Lift Group

Ref.	Tennant Part No.	Machine Serial Number	Description	Qty.
1	50682	(020000–	) Sleeve	2
2	29584	(020000–	) Pin, Clevis	1
3	14432	(020000–	) Clamp, Worm Drive	1
4	10982	(020000–	) Switch, Micro	1
5	04929	(020000–	) Bracket, Link Mount	1
6	05685	(020000–	) Rod End, M10, L.H.	1
7	04921	(020000–	) Rod, Adjusting	1
8	05686	(020000–	) Rod End, M10, R.H.	1
9	04928	(020000–	) Bearing, Flange	4
10	05019	(020000–	) Sleeve	2
11	04927	(020000–	) Sleeve	2
12	04920	(020000–	) Bar, Pivot	2
13	11211	(020000–	) Pin, Clevis	1
14	04924	(020000–	) Pivot, Scrub Head	1
15	10957	(020000–	) Bracket, Head Lift	1
16	04942	(020000–	) Spacer, Rod	1
17	10964	(020000–	) Screw, Shoulder	2
18	11399	(020000–	) Clamp, Worm Drive	1
19	10954	(020000–	) Bracket, Switch	1
20	10951	(020000–	) Bracket, Switch	1
21	27838	(020000–	) Actuator, 36 V, EE	1
22	45261	(020000–	) Spring, Compression	2

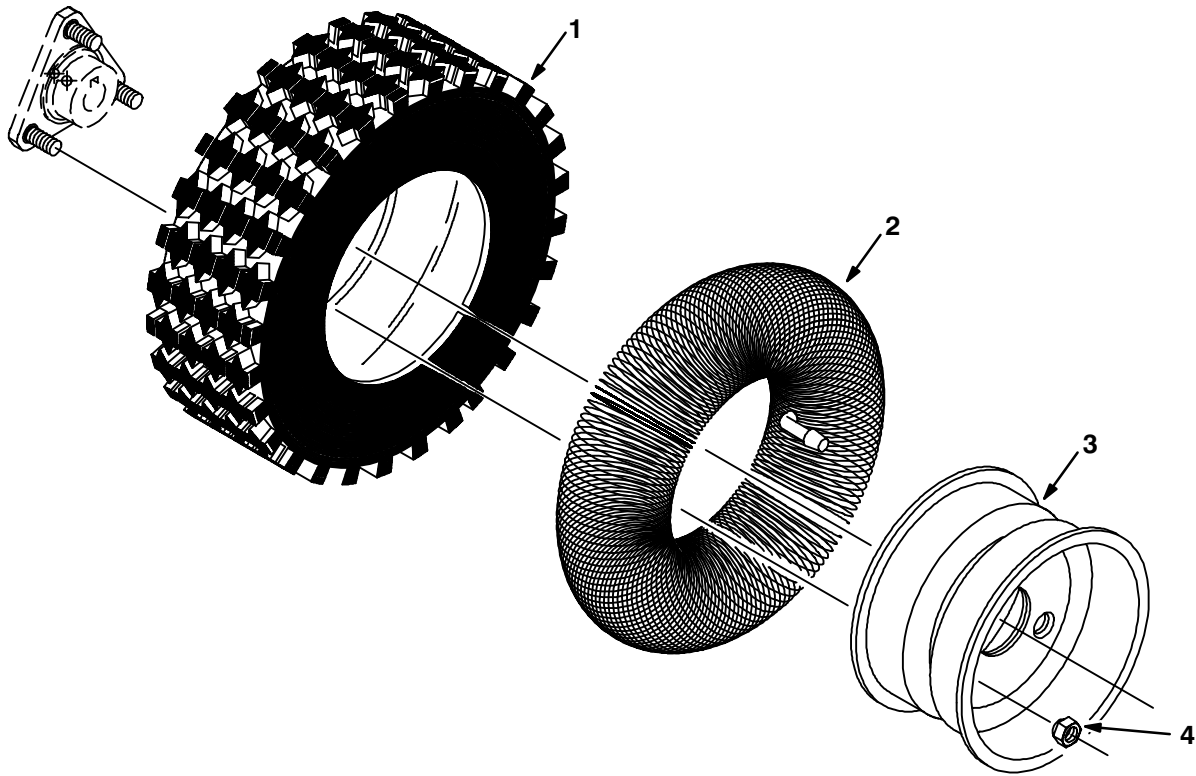
Fig. 7 – Scrub Head Group



06334/05093

Ref.	Tennant Part No.	Machine Serial Number	Description	Qty.
1	27836	(020000– )	Motor, EE	2
2	00926	(020000– )	Key, Square	2
3	04928	(020000– )	Bearing, Flange	2
4	05076	(020000– )	Plate, Brush Drive	1
5	14841	(020000– )	Hub, Brush Drive	2
6	04927	(020000– )	Sleeve	1
7	05612	(020000– )	Sleeve, Scrub Head Rear	1

Fig. 8 – Tire and Rim Assembly



04780/04200

Ref.	Tennant Part No.	Machine Serial Number	Description	Qty.
▽	61597	(020000–	) Tire and Rim Assembly	2
▲	1 61596	(020000–	) Tire	1
▲	2 04658	(020000–	) Tube, Inner	1
▲	3 04657	(020000–	) Rim	1
▲	4 11109	(020000–	) Nut, Wheel	6

Fig. 9 – Single Drive Group

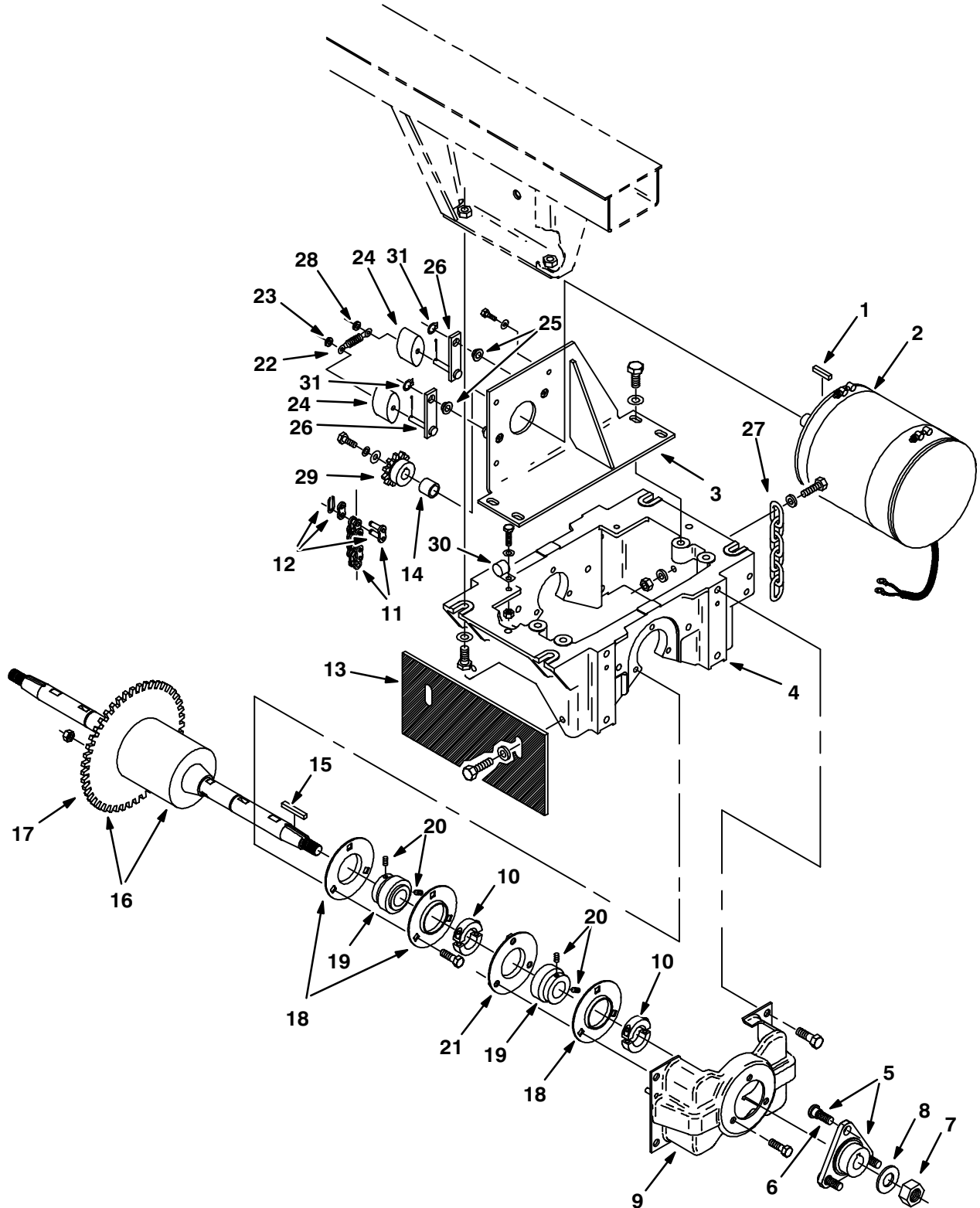


Fig. 9 – Single Drive Group

Ref.	Tennant Part No.	Machine Serial Number	Description	Qty.
1	00926	(020000–	) Key, Square	1
2	27837	(020000–	) Motor, Electric, EE	1
3	24552	(020000–	) Plate, Motor Mounting	1
4	05191	(020000–	) Housing, Drive Wheel Support	1
▽	5	05606	(020000–) Hub Assembly, Single Drive	2
▲	6	11117	(020000–) Stud, Wheel	3
	7	33342	(020000–) Nut, Nylon Hex, M16	2
	8	04400	(020000–) Washer, M16	2
	9	11088	(020000–) Bracket, Support Bearing	2
	10	05696	(020000–) Collar, Clamping	4
▽	11	61416	(020000–) Chain and Link Assembly	1
▲	12	28272	(020000–) Link, Roller Chain	1
	13	24645	(020000–) Skirt	1
	14	04744	(020000–) Spacer	1
	15	00927	(020000–) Key, Square	2
▽	16	24682	(020000–) Differential and Sprocket Replacement Kit	1
▲	17	11127	(020000–) Sprocket	1
▲	18	36190	(020000–) Flange	6
▲▽	19	24684	(020000–) Bearing Replacement Kit	4
▲▲	20	79599	(020000–) Screw, Nylon Set	2
▲	21	04746	(020000–) Flange, Bearing	2
	22	05605	(020000–) Wire, Spring, Long	1
	23	04720	(020000–) Spring, Compression	1
	24	04671	(020000–) Puck, Chain Tensioner	2
	25	15877	(020000–) Bearing, Flange	2
	26	24547	(020000–) Arm, Chain Tensioner	2
	27	28280	(020000–) Chain, Static	1
	28	05604	(020000–) Wire, Spring, Short	1
	29	04721	(020000–) Sprocket	1
	30	40678–1	(020000–) Clamp, Cable	1
	31	24555	(020000–) E–Ring, External	2

Fig. 10 – Solution and Recovery Tanks Group

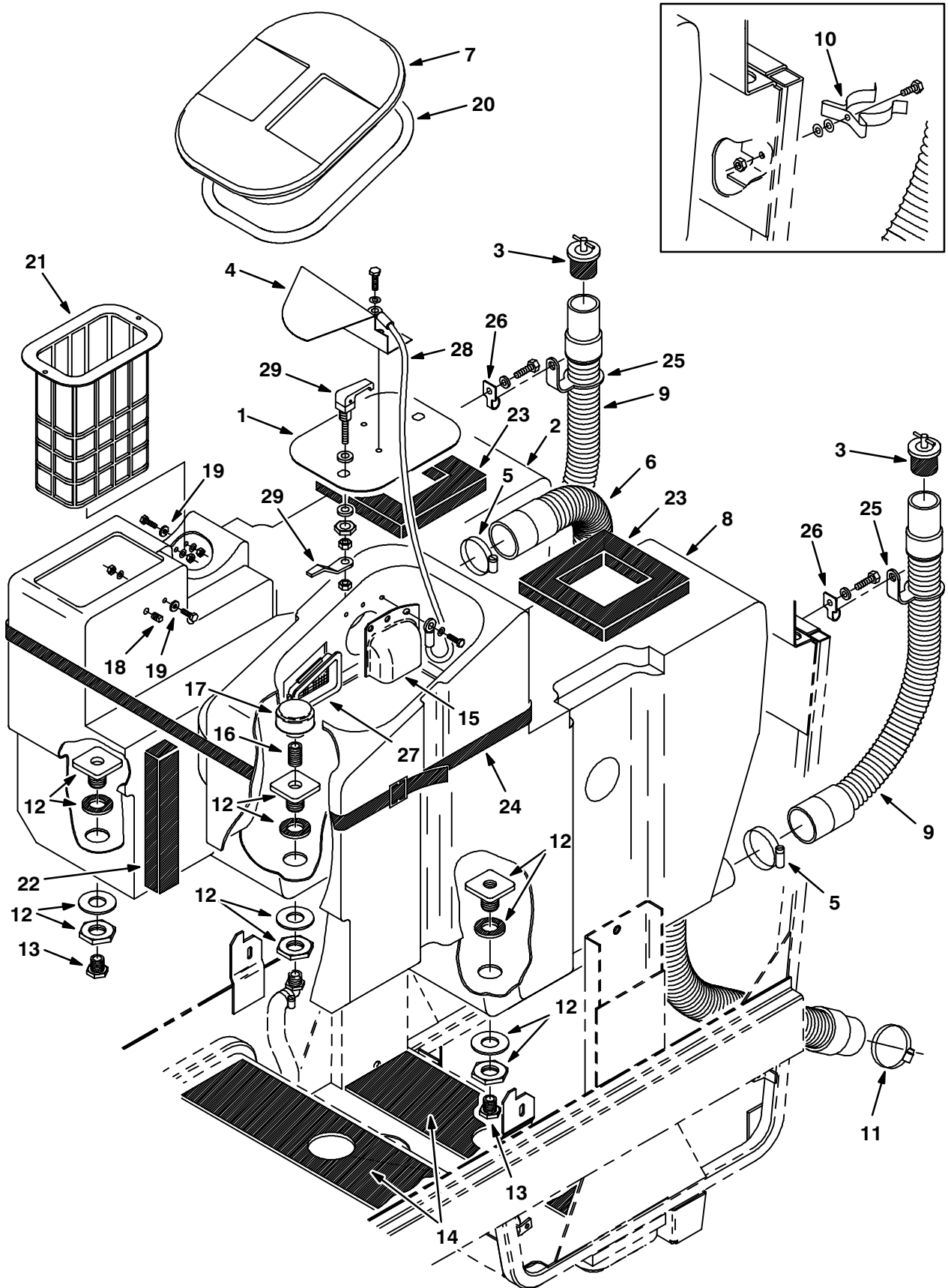


Fig. 10 – Solution and Recovery Tanks Group

Ref.	Tennant Part No.	Machine Serial Number	Description	Qty.
1	65552	(020000–022534 )	Baffle Kit	1
1	65551	(022535– )	Plate, Baffle	1
2	05016	(020000– )	Tank, Solution	1
3	222396	(020000– )	Stopper Assembly	2
4	11746	(020000– )	Baffle, Tank	1
5	22297	(020000– )	Clamp, Worm Drive	3
6	05216	(020000– )	Hose, Squeegee	1
7	06137	(020000– )	Cover, Recovery Tank	1
8	05017	(020000– )	Tank Recovery	1
9	05127	(020000– )	Hose, Drain	2
10	67004	(020000–020968 )	Clip, Finger Grip	2
11	33344	(020000– )	Clamp, Worm Drive	1
12	65566	(020000– )	Fitting, Straight	3
13	75611	(020000– )	Fitting, Plug	2
14	05675	(020000– )	Pad, Tank	2
15	11750	(020000– )	Baffle, Vacuum Fan	1
16	69784	(020000– )	Fitting, Nipple	1
17	05218	(020000– )	Strainer, Solution Tank	1
18	56119	(020000– )	Fitting, Plug	1
19	76426	(020000– )	Washer, Sealing	3
20	05165	(020000– )	Seal, Recovery Tank Lid	1
21	43516A	(020000– )	Basket, Soap	1
22	04832	(020000– )	Pad, Foam	1
23	57828	(020000– )	Foam	2
24	04836	(020000– )	Strap, Poly	1
25	24663	(020969– )	Strap, Drain Hose	2
26	24638	(020969– )	Clip, Drain Hose	2
27	05089	(020000– )	Screen	1
28	19676	(020000– )	Lanyard	1
29	65695	(022535– )	Latch, Lift and Turn, Adjustable	2

Fig. 11 – Vacuum Fan Group

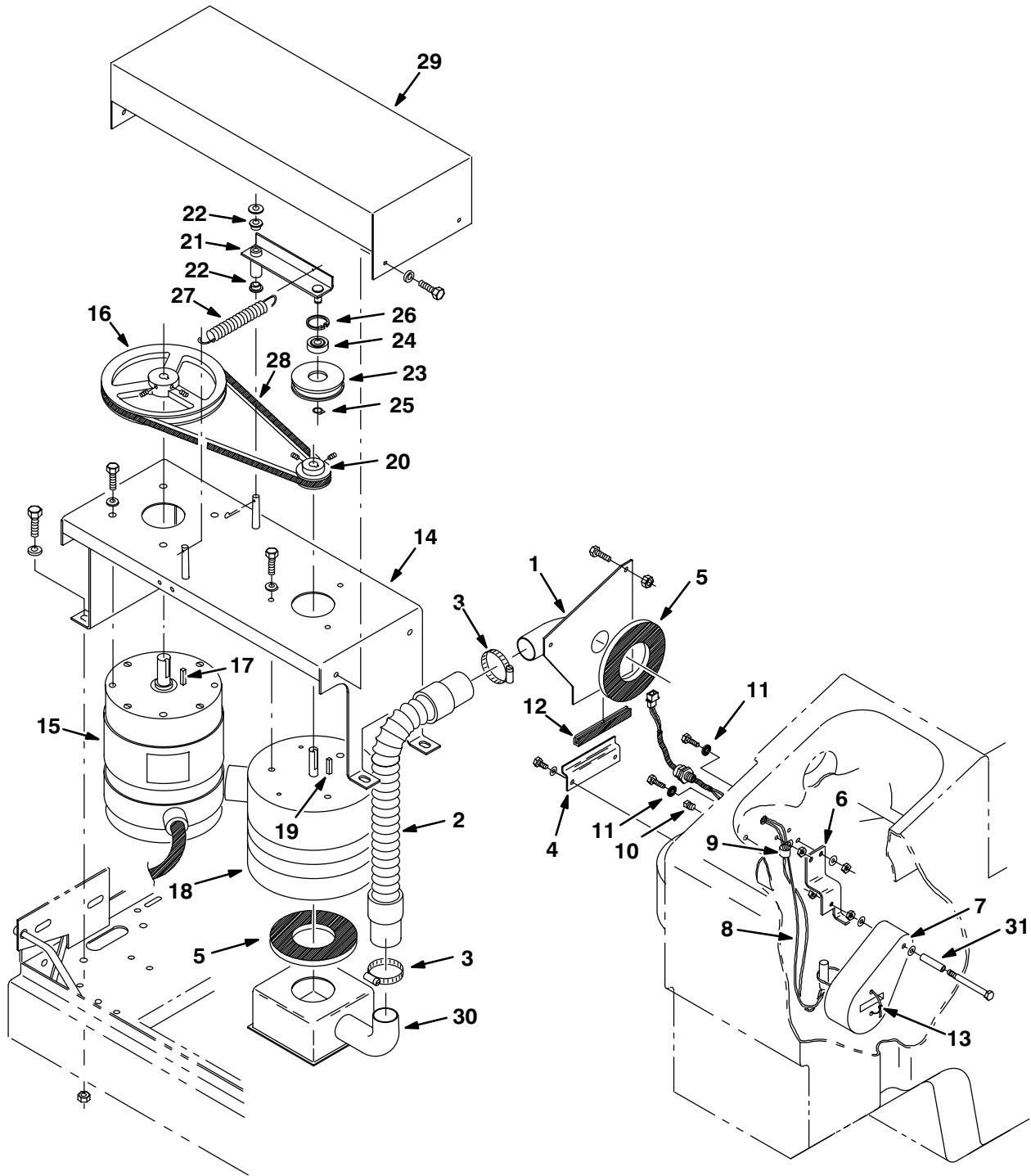


Fig. 11 – Vacuum Fan Group

Ref.	Tennant Part No.	Machine Serial Number	Description	Qty.
1	60171	(020000–	) Plate and Label Assembly, Tank	1
2	27916	(020000–	) Hose, Vacuum Fan	1
3	11531	(020000–	) Clamp, Worm Drive	2
4	06146	(020000–	) Bracket, Mounting	1
5	10912	(020000–	) Seal, Vacuum Fan	2
6	05567	(020000–	) Bracket, Water Level Control	1
7	65683	(020000–	) Float, Water Level	1
8	28346	(020000–	) Mercury Switch Assembly	1
9	33584	(020000–	) Clamp, Cable	1
10	56119	(020000–	) Fitting, Plug	1
11	76426	(020000–	) Washer, Sealing	3
12	10911	(020000–	) Isolator, Vacuum Fan	1
13	49266	(020000–	) Tie, Cable	1
14	27901	(020000–	) Plate, Actuator Mount	1
15	27832	(020000–	) Motor, Electric, EE	1
16	27885	(020000–	) Sheave	1
17	00912	(020000–	) Key, Square	1
18	15644	(020000–	) Blower, Vacuum Fan	1
19	00954	(020000–	) Key, Square	1
20	27884	(020000–	) Sheave	1
21	27909	(020000–	) Arm, Idler	1
22	05582	(020000–	) Bearing, Flange	2
23	45430	(020000–	) Pulley, Idler	1
24	01845	(020000–	) Bearing, Ball	1
25	01543	(020000–	) Ring, Retaining, External	1
26	20020	(020000–	) Ring, Retaining, Internal	1
27	41698	(020000–	) Spring, Tension	1
28	45412	(020000–	) V-Belt	1
29	27907	(020000–	) Guard, Belt	1
30	27906	(020000–	) Duct, Intake	1
31	78551	(020000–	) Tube	1

Fig. 12 – Solution Control Group

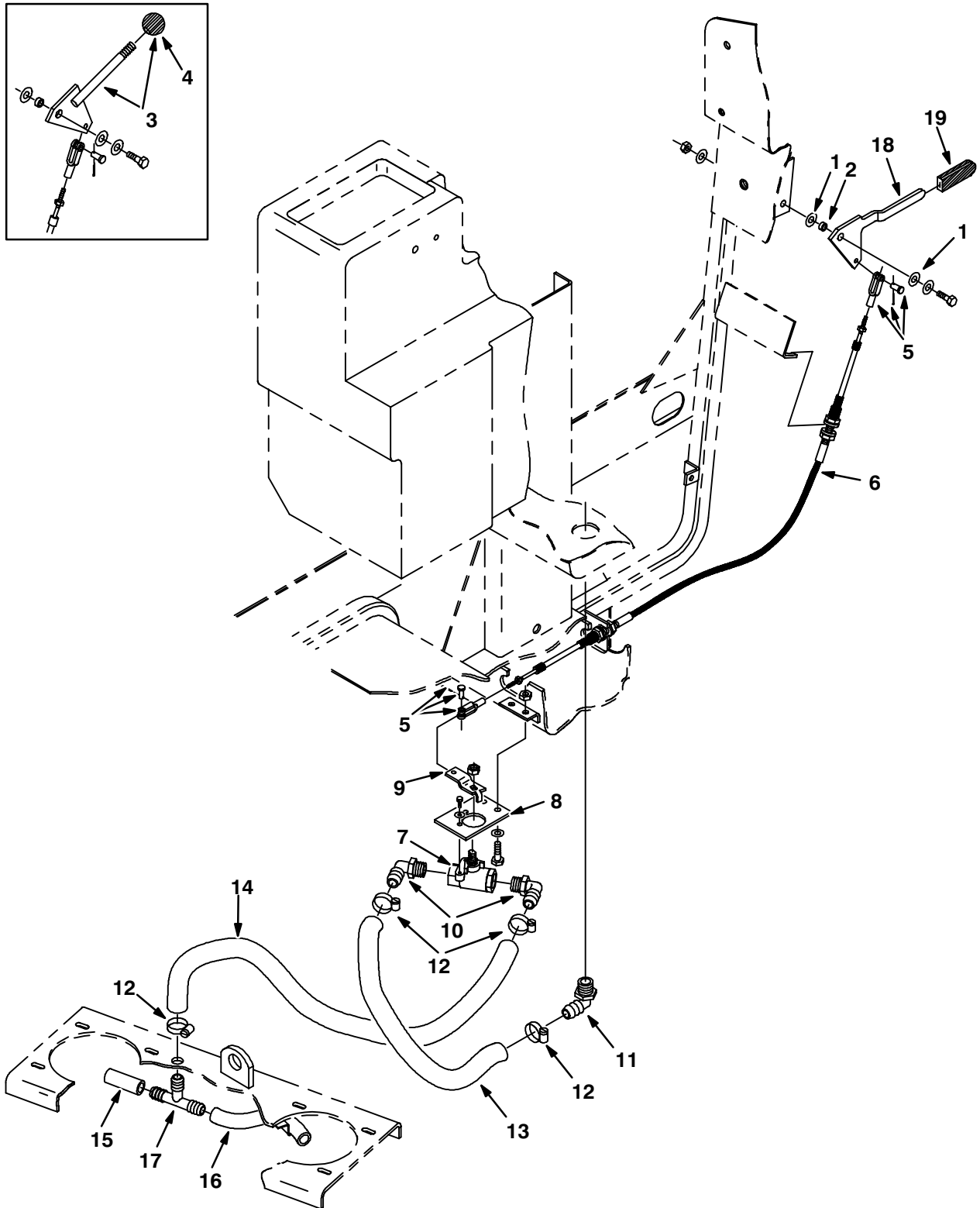


Fig. 12 – Solution Control Group

Ref.	Tennant Part No.	Machine Serial Number	Description	Qty.
1	43611	(020000– )	Washer, Nylon	2
2	63342	(020000– )	Sleeve	1
3	33441	(020000–020635 )	Water Handle Kit	1
4	26565	(020000–020635 )	Knob	1
5	27880	(020000– )	Yoke Assembly	2
6	05670	(020000– )	Cable, Push Pull	1
7	12083	(020000– )	Water, Valve	1
8	05294	(020000– )	Bracket, Valve Mounting	1
9	05669	(020000– )	Arm, Water Valve	1
10	63244–1	(020000– )	Fitting, Barbed Elbow	2
11	63244–3	(020000– )	Fitting, Barbed Elbow	1
12	54333	(020000– )	Clamp, Worm Drive	4
13	05714	(020000– )	Hose, PVC	1
14	05712	(020000– )	Hose, Clear Vinyl	1
15	05711	(020000– )	Hose, Clear Vinyl	1
16	05717	(020000– )	Hose, Clear Vinyl	1
17	63245–1	(020000– )	Fitting, Barbed Tee	1
18	33438	(020636– )	Lever, Control	1
19	33439	(020636– )	Grip, Handle	1

Fig. 13 – Battery Group

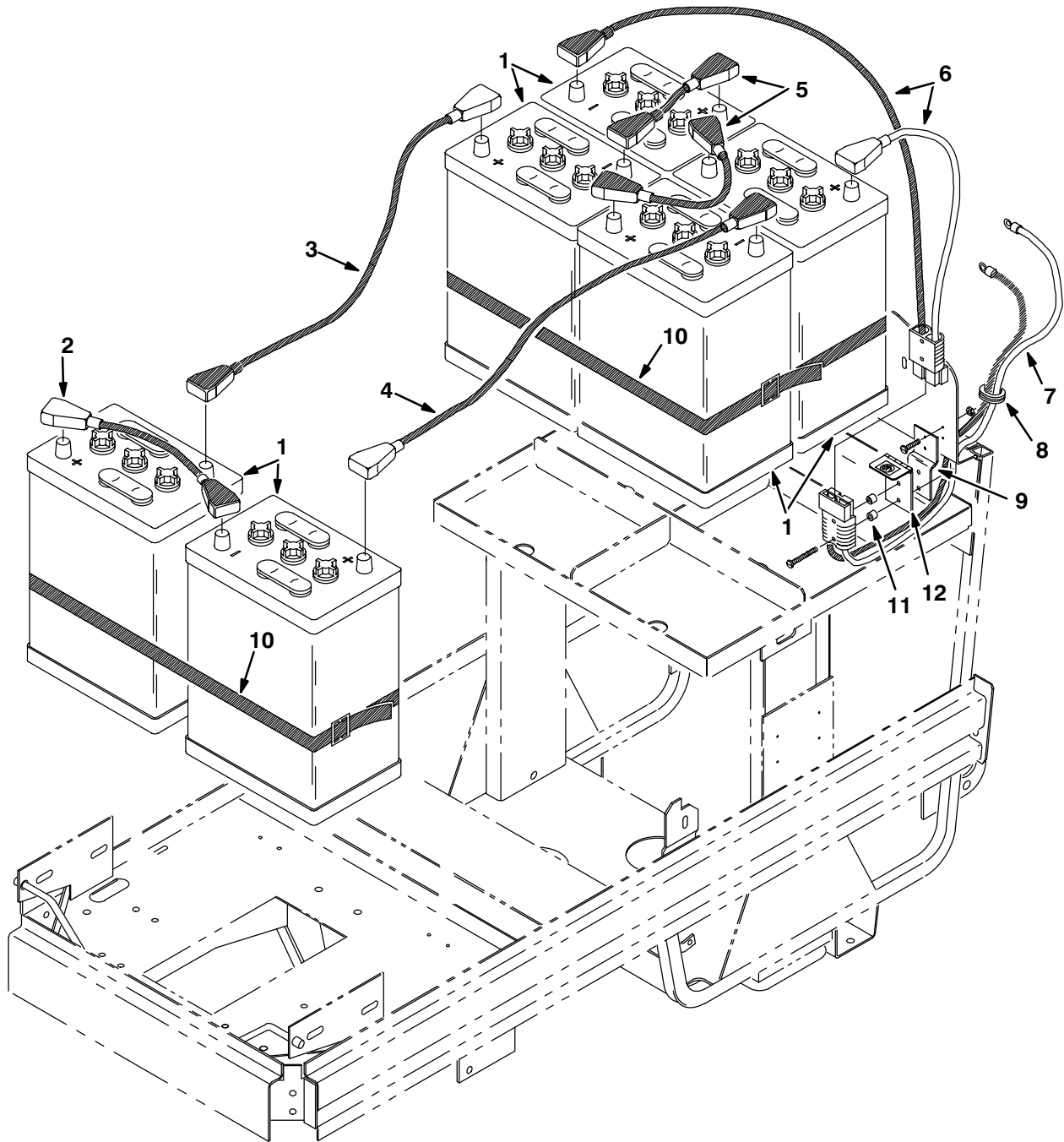


Fig. 13 – Battery Group

Ref.	Tennant Part No.	Machine Serial Number	Description	Qty.
1	10138	(020000–	) Battery, 6 V, 305 Ah, Wet	6
1	10140	(020000–	) Battery, 6 V, 305 Ah, Dry (International Only)	6
2	05251	(020000–	) Cable, Battery	1
3	63757	(020000–	) Cable, Battery	1
4	05252	(020000–	) Cable, Battery	1
5	63755	(020000–	) Cable, Battery	2
6	60097	(020000–	) Harness, Battery Wire	1
7	60098	(020000–	) Harness, Machine Wire	1
8	10632	(020000–	) Grommet, Rubber	1
9	60095	(020000–	) Bracket, Connector	1
10	04836	(020000–	) Strap, Poly, Webbing	2
11	01275	(020000–	) Sleeve	2
12	65745	(020000–	) Hinge, W/Label, SB175	1

**Fig. 14 – Steering Control Group**

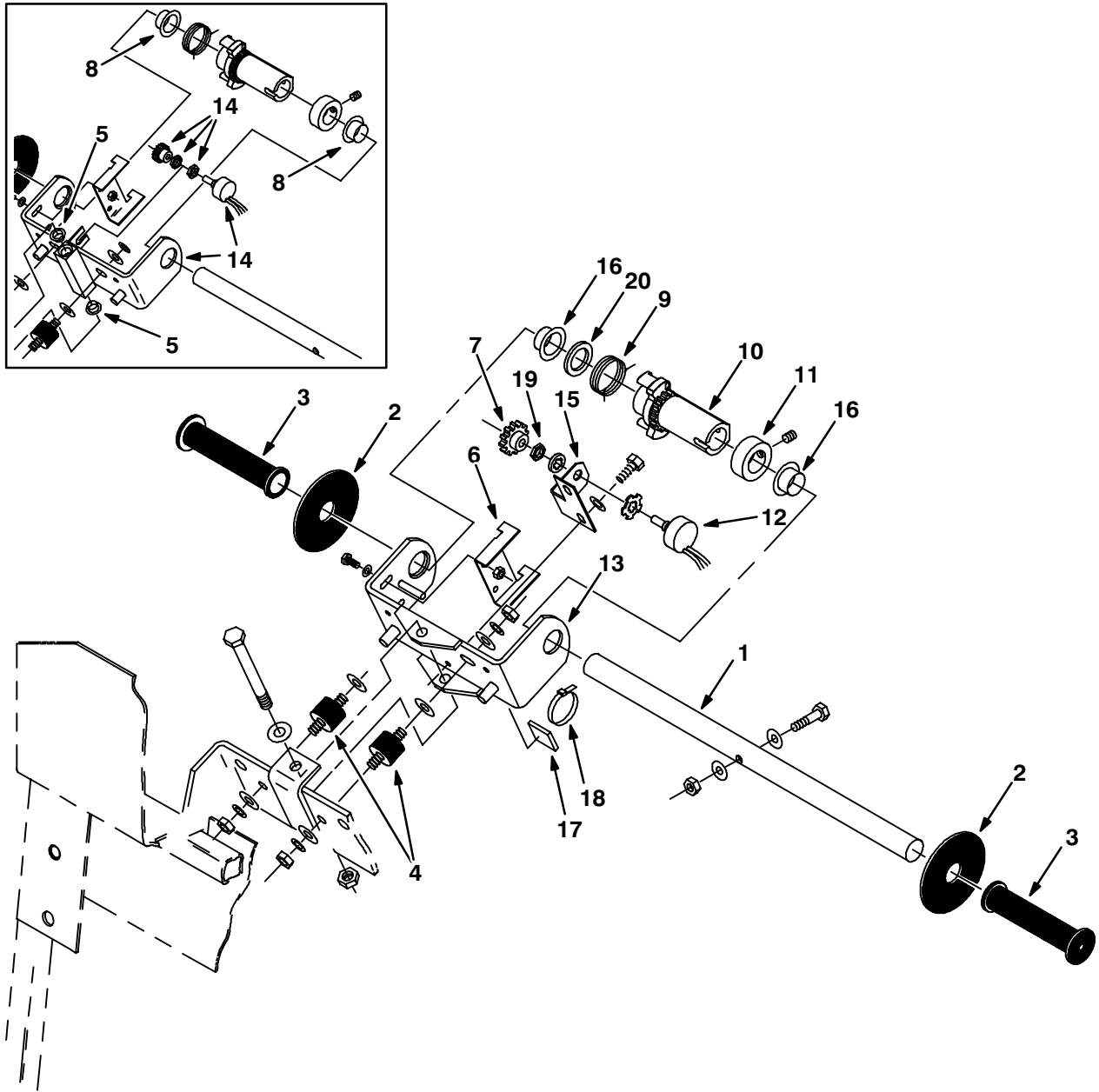


Fig. 14 – Steering Control Group

Ref.	Tennant Part No.	Machine Serial Number	Description	Qty.
1	04760	(020000– )	Handle, Speed Control	1
2	06208	(020000– )	Washer, Neoprene	2
3	04765	(020000– )	Grip, Handle	2
4	05611	(020000– )	Isolator, Vibration	2
5	05582	(020000–020373 )	Bearing, Flange	2
6	04767	(020000– )	Stop, Spring	1
7	27974	(020374– )	Gear	1
8	04761	(020000–020373 )	Bearing, Flange	2
9	04762	(020000– )	Spring, Torsion Centering	1
10	04763	(020000– )	Hub And Gear	1
11	04766	(020000– )	Collar, Shaft	1
12	27955	(020374– )	Potentiometer Replacement Kit	1
13	27934	(020374– )	Bracket, Handle	1
14	27971	(020000–020373 )	Potentiometer Replacement Kit	1
15	27973	(020374– )	Bracket, Potentiometer	1
16	27937	(020374– )	Bearing, Flange	2
17	55248	(020000– )	Mount, Cable Tie	1
18	49266	(020000– )	Tie, Cable	1
19	86730	(020374– )	Nut, Hex, Thin	1
20	82226	(020000– )	Washer	1

Fig. 15 – Rear Electric Panel Group

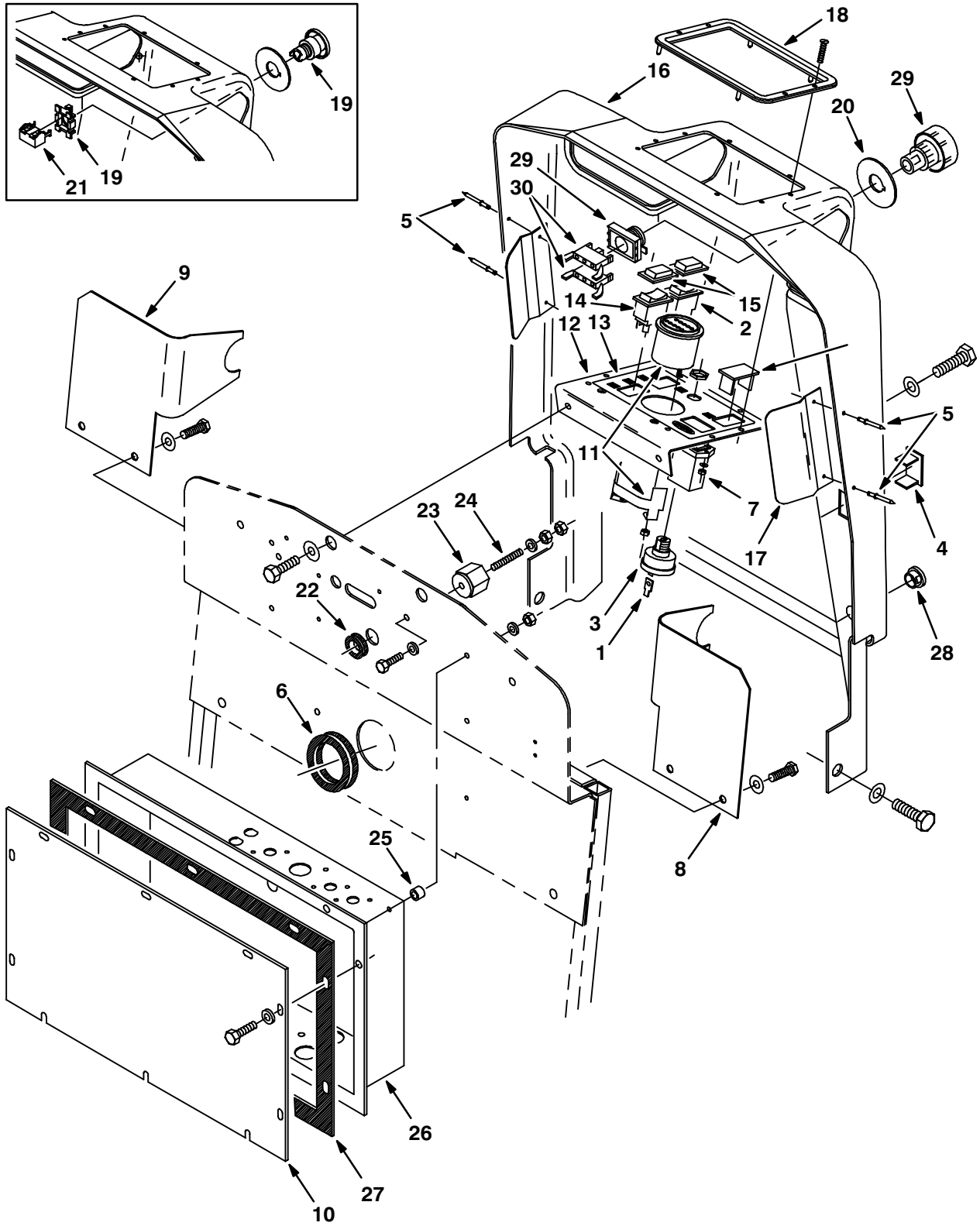
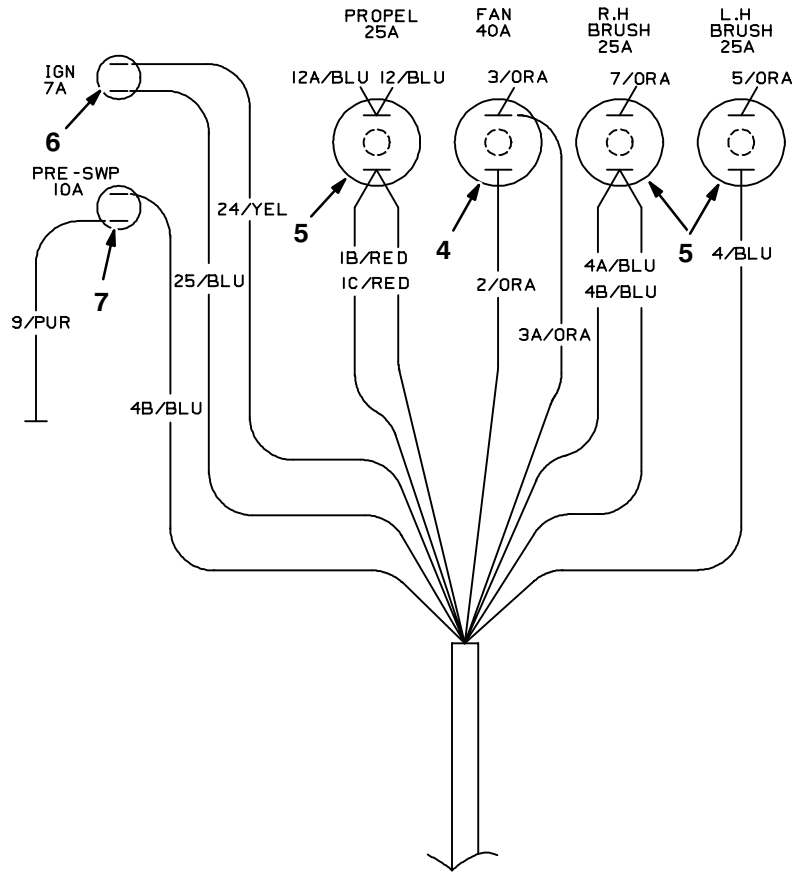


Fig. 15 – Rear Electric Panel Group

Ref.	Tennant Part No.	Machine Serial Number	Description	Qty.
1	68106	(020000– )	Tab, Terminal	2
2	65554	(020000– )	Switch, Progressive Rocker	1
▽ 3	10891	(020000– )	Switch Assembly, Key	1
▲ 4	87865	(020000– )	Key Set, Switch	1
4	57772	(020000– )	Plate, Cover	2
5	56799	(020000– )	Rivet, Pop	4
6	10632–19	(020000– )	Grommet	1
7	31988	(020000– )	Hourmeter	1
8	27856	(020000– )	Plate, Mounting, L.H.	1
9	27862	(020000– )	Plate, Mounting, R.H.	1
10	27825	(020000– )	Plate, Cover	1
11	11488	(020000– )	Brush Pressure/Battery Gauge	1
12	27918	(020000– )	Panel, Instrument	1
13	10960	(020000– )	Label, Instrument Panel	1
14	65559	(020000– )	Switch, Rocker, DPDT	1
15	57807	(020000– )	Cover, Rocker Switch Seal	2
16	65598	(020000– )	Panel and Label Assembly, Rear	1
17	05027	(020000– )	Guide, Cover, Rear	2
18	33492	(020000– )	Bezel, Touch Panel	1
19	28429	(020000–022793 )	Switch, Push Button	1
20	28428	(020000– )	Plate, Stop Button	1
21	11608	(020000–022793 )	Contacts, Switch	2
22	10632–9	(020000– )	Grommet	1
23	76062	(020000– )	Insulator	1
24	41702	(020000– )	Rod, Threaded	1
25	40282	(020000– )	Sleeve	4
26	60170	(020000– )	Box and Label Assembly, Electrical	1
27	27826	(020000– )	Gasket, Electrical Box	1
28	65584	(020000– )	Plugbutton	1
29	65664	(022794– )	Switch, Push Button	1
30	65665	(022794– )	Contacts, Switch	2



Fig. 16 – Electrical Box Group, EE



VIEW A-A

06340/06340

Ref.	Tennant Part No.	Machine Serial Number	Description	Qty.
1	27946	(020000- )	Grommet	1
2	16651	(020000- )	Connector, Water Tight	4
3	18217	(020000- )	Nut, Lock	4
4	15740	(020000- )	Breaker, Circuit, 40 A	1
5	28338	(020000- )	Breaker, Circuit, 25 A	3
6	87977	(020000- )	Breaker, Circuit, 7 A	1
7	57164	(020000- )	Breaker, Circuit, 10 A	1
8	57751	(020000- )	Boot, Circuit Breaker	2
9	04685	(020000- )	Contact, SPST	2
10	10967	(020000- )	Busbar, Relay	1
11	32234	(020000- )	Diode	1
12	27963	(020000- )	Controller Kit, Single	1
13	65742	(020000- )	Sleeve	2
14	10962	(020000- )	Diode, Bridge	2
15	27819	(020000- )	Harness, Wire, Electrical Box	1
16	86366	(020000- )	Relay, SPDT	2
17	10973	(020000- )	Shunt	1

Fig. 17 – Rear Squeegee Link Group

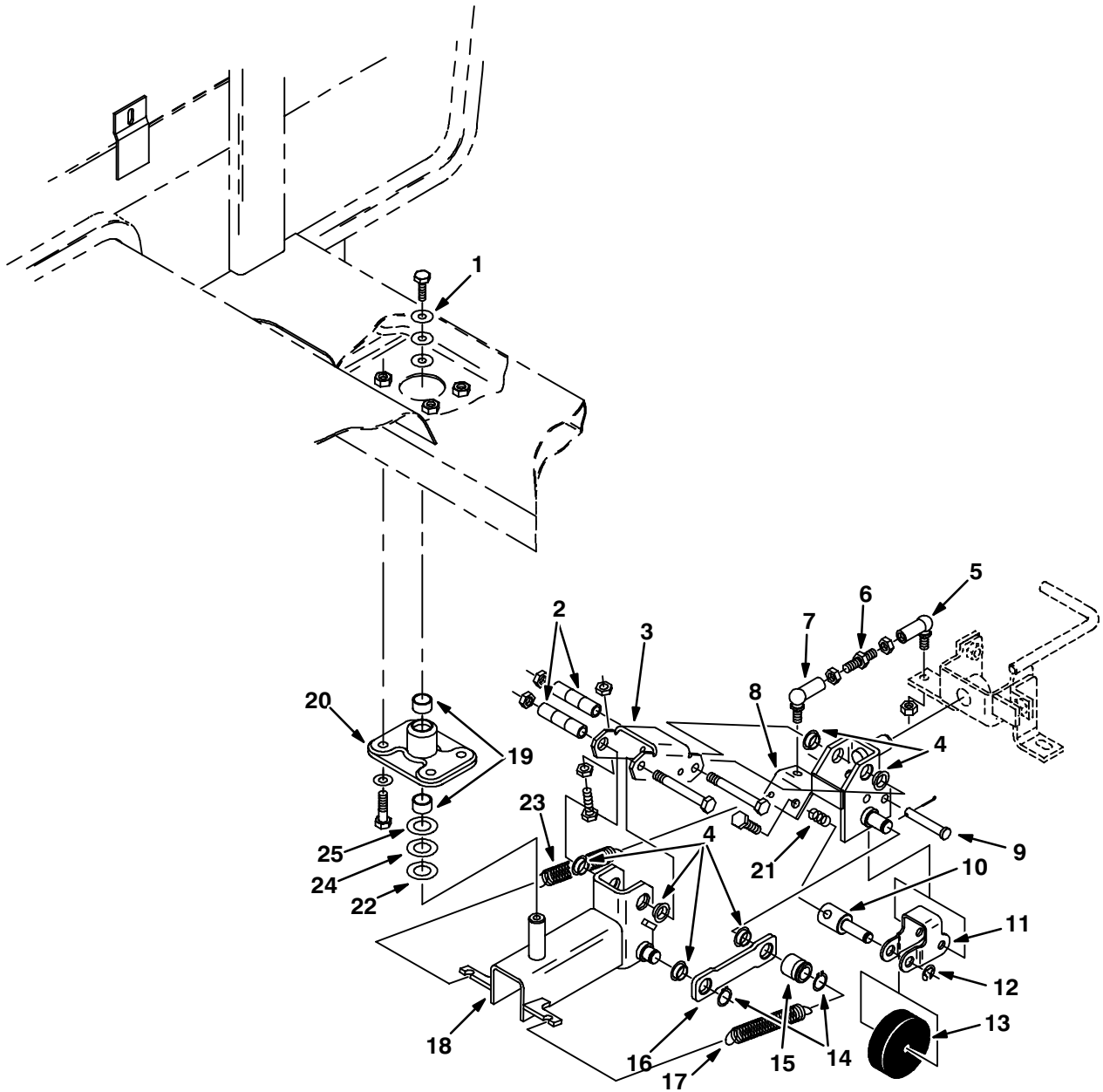


Fig. 17 – Rear Squeegee Link Group

Ref.	Tennant Part No.	Machine Serial Number	Description	Qty.
1	05624	(020000–	) Washer	1
2	05145	(020000–	) Sleeve, Squeegee Lift	2
3	33385	(020294–	) Bracket, Squeegee Lift	1
4	04843	(020000–	) Bearing, Flange	6
5	63282	(020000–	) Ball Joint, R.H.	1
6	11676	(020000–	) Stud, Adjustment	1
7	82962	(020000–	) Ball Joint, L.H.	1
8	33365	(020294–	) Bracket, Squeegee Lift	1
9	33355	(020294–	) Pin, Clevis	1
10	33379	(020294–	) Axle, Caster Adjustment	1
11	33499	(020294–	) Bracket, Caster	1
12	05284	(020294–	) Clip, Retainer	1
13	86800	(020294–	) Wheel	1
14	33373	(020294–	) Ring, Retainer	2
15	33358	(020294–	) Retainer, Spring	2
16	33371	(020294–	) Link, Connecting	1
17	33404	(020294–	) Spring, Tension	1
18	33390	(020294–	) Bracket, Squeegee, Pivot	1
19	64377	(020000–	) Bearing, Journal	2
20	05099	(020000–	) Flange, Squeegee Mounting	1
21	33498	(020294–	) Spring	1
22	64489	(020294–	) Washer	–
23	33372	(020294–	) Spring, Tension	1
24	40847–1	(020000–	) Shim	–
25	04846	(020000–	) Washer, Thrust	1

Fig. 18 – Rear Squeegee Group

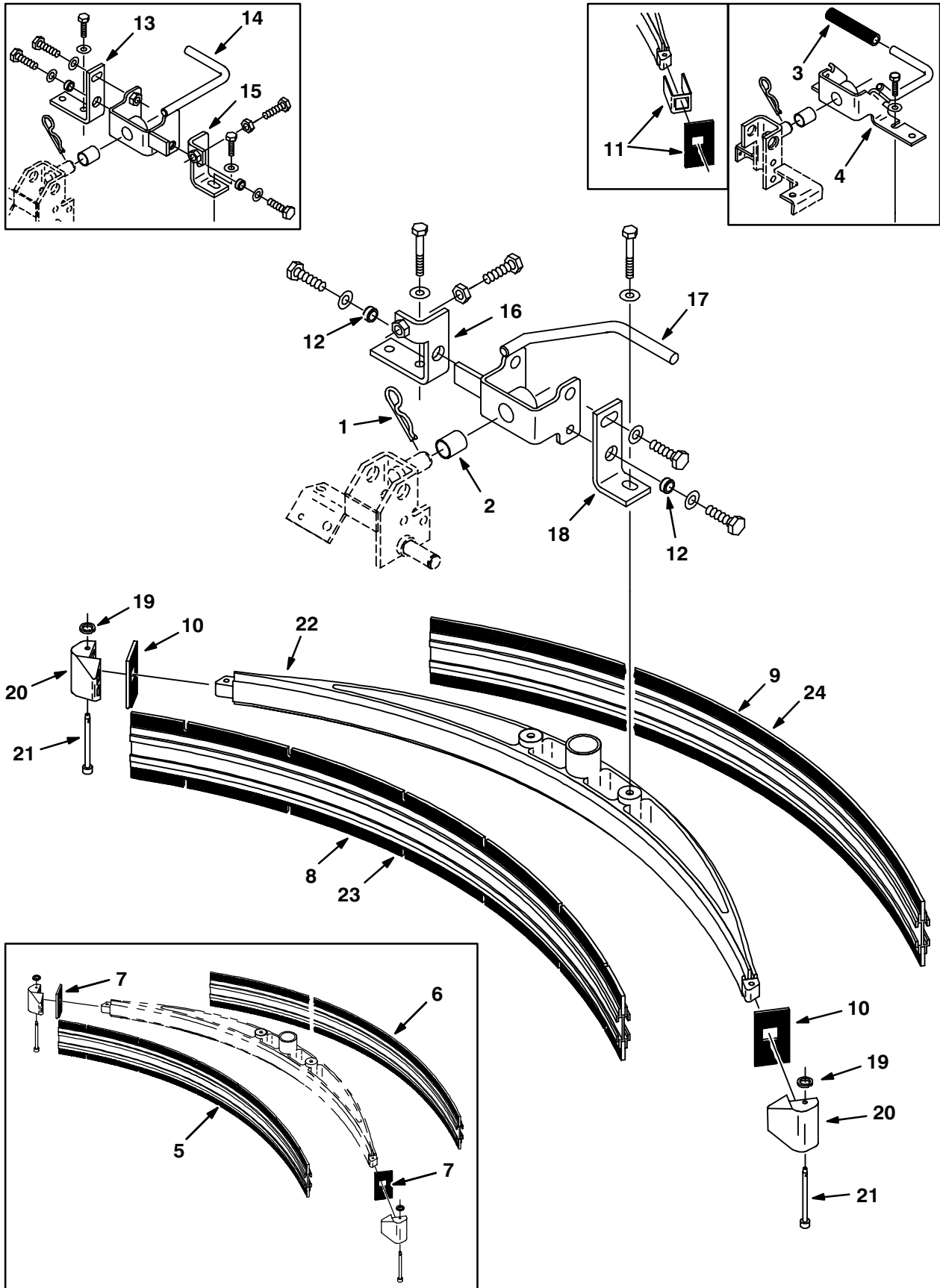


Fig. 18 – Rear Squeegee Group

Ref.	Tennant Part No.	Machine Serial Number	Description	Qty.
1	55094	(020000– )	Pin, Hair Cotter	1
2	04844	(020000– )	Bearing, Journal	1
3	11372	(020000–020293 )	Tube, Rubber	1
4	10956	(020000–020293 )	Bracket, Squeegee Pivot	1
▽	11485	(020000–020744 )	Squeegee Blade Kit, Short	1
▲	5 04916	(020000–020744 )	Squeegee Blade Assembly, Front	1
▲	6 04919	(020000–020744 )	Squeegee Blade Assembly, Rear	1
▲	7 33437	(020000–020744 )	Blade, Squeegee End	2
▽	24687	(020745– )	Squeegee Blade Kit, Long	1
▲	8 33424	(020745– )	Squeegee Blade Assembly, Front	1
▲	9 33354	(020745– )	Squeegee Blade Assembly, Rear	1
▲	10 11283	(020745– )	Blade, Squeegee End	2
	11 27952	(020000–020558 )	Squeegee End Replacement Kit (For both sides)	1
	12 33369	(020294– )	Sleeve, Squeegee	2
	13 33378	(020294–021103 )	Bracket, Adjustment, R.H.	1
	14 33393	(020294–021103 )	Bracket, Squeegee Mounting	1
	15 33377	(020294–021103 )	Bracket, Adjustment, L.H.	1
	16 04819	(021104– )	Bracket, Adjustment, R.H.	1
	17 04816	(021104– )	Bracket, Squeegee Mounting	1
	18 04808	(021104– )	Bracket, Adjustment, L.H.	1
	19 49708	(020000– )	Ring, Split	2
	20 04752	(020000– )	Bumper, Squeegee	2
	21 33403	(020000– )	Pin, Clevis	2
	22 24633	(020000– )	Body, Squeegee	1
	23 78546	(020745– )	Squeegee Blade Assembly, Front, Urethane	1
	24 78547	(020745– )	Squeegee Blade Assembly, Rear, Urethane	1

Fig. 19 – Wire Harness Group

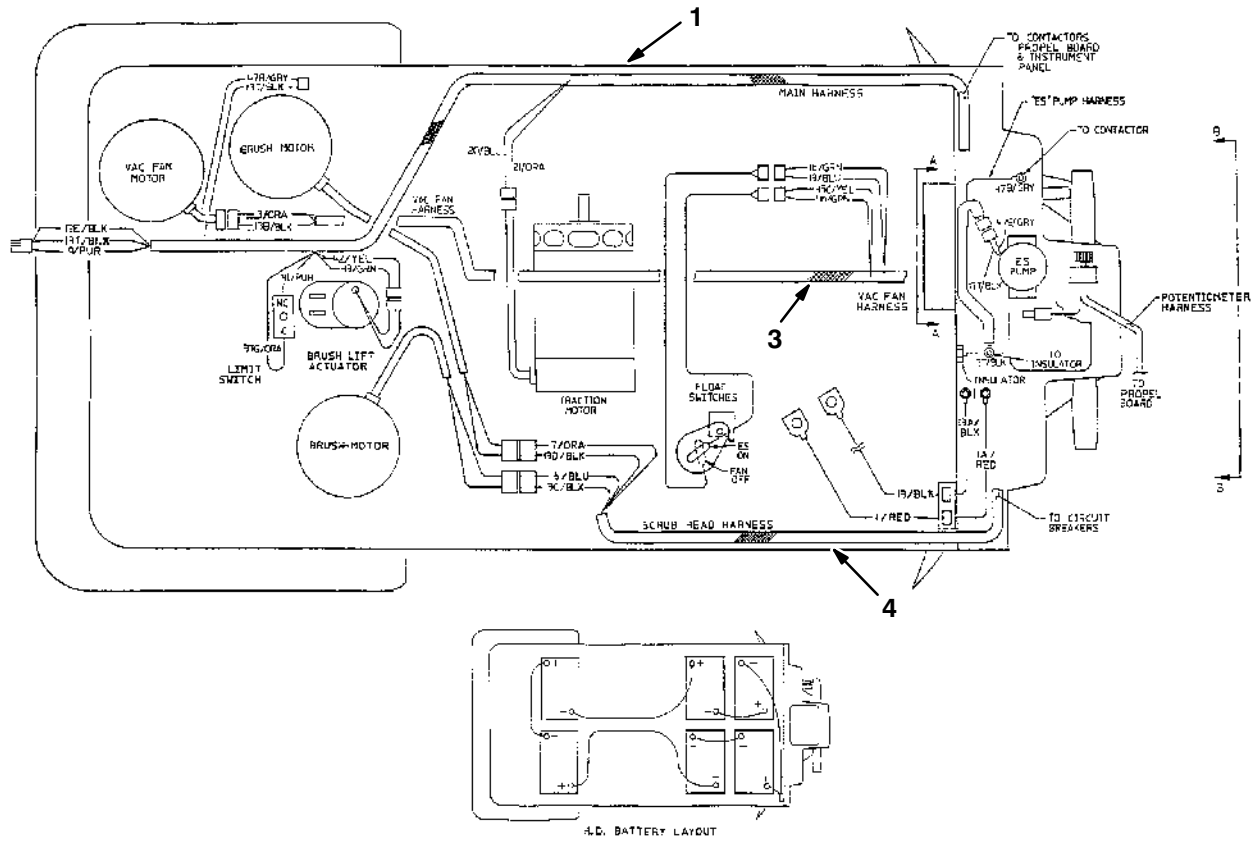
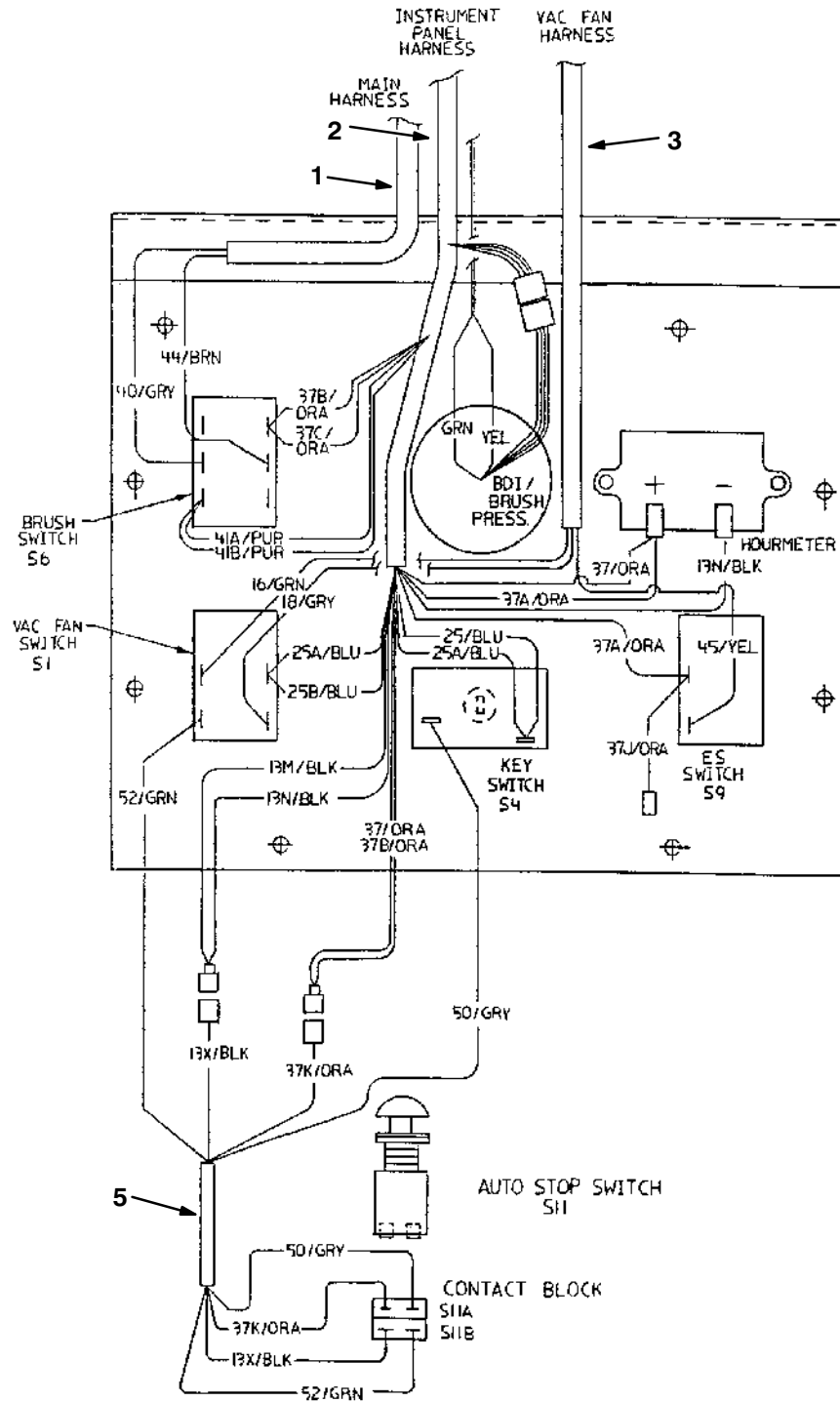


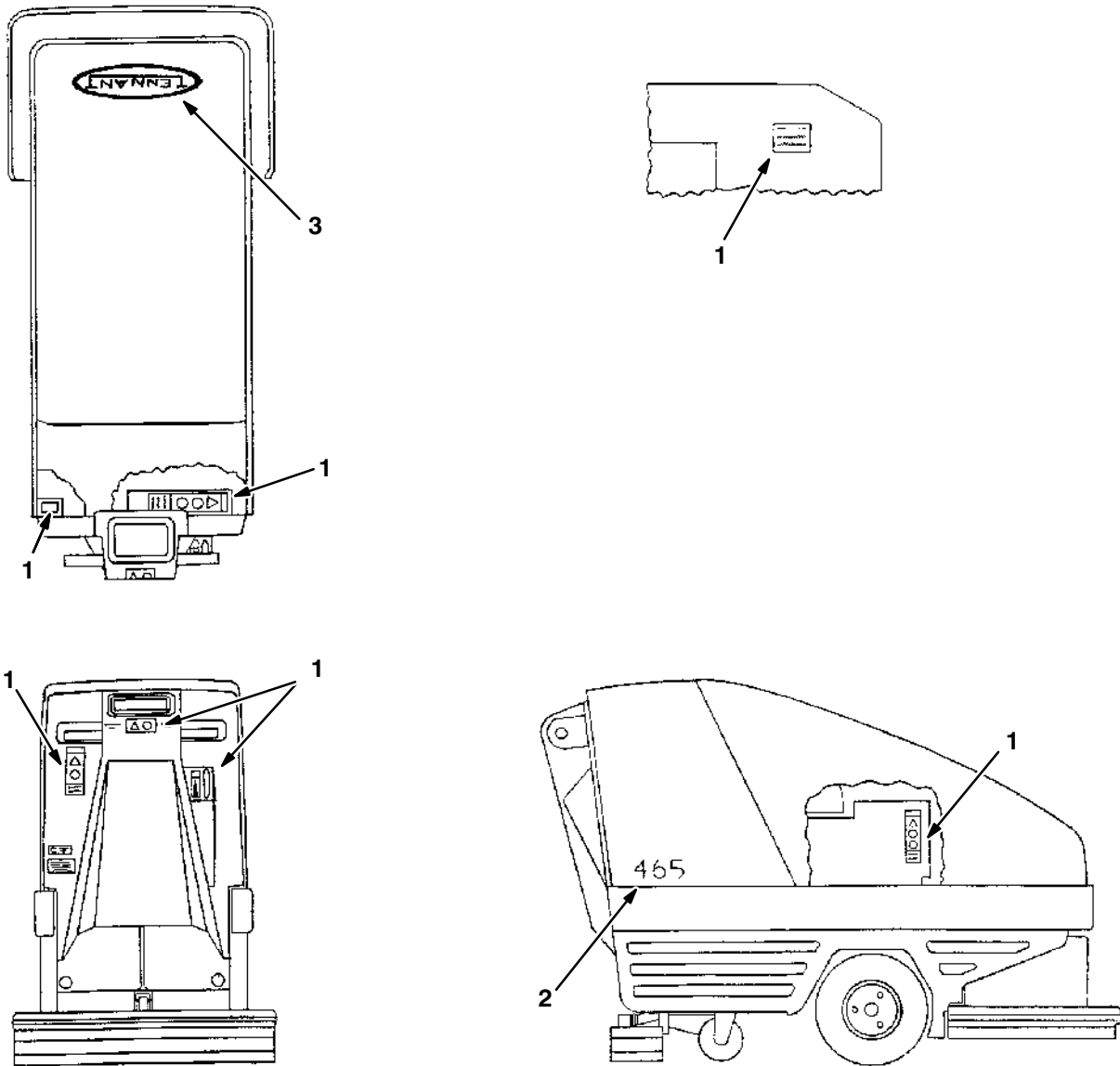
Fig. 19 – Wire Harness Group



06339/06339

Ref.	Tennant Part No.	Machine Serial Number	Description	Qty.
1	27817	(020000- )	Harness, Main Wire, EE	1
2	27815	(020000- )	Harness, Wire, Instrument Panel, EE	1
3	27818	(020000- )	Harness, Wire, Vacuum Fan, EE	1
4	27816	(020000- )	Harness, Wire, Scrub Head, EE	1
5	65696	(020000- )	Harness, Wire, Switch	1

**Fig. 20 – Label Group**



05100/05098

Ref.	Tennant Part No.	Machine Serial Number	Description	Qty.
1	11541	(020000– )	Label Set, Information and Hazard	1
2	28262	(020000– )	Label, Numerals 480EE	2
3	09806	(020000– )	Label, TENNANT Logo, Blue	1
	08823	(020000– )	Label, EE	2

## SECTION 9

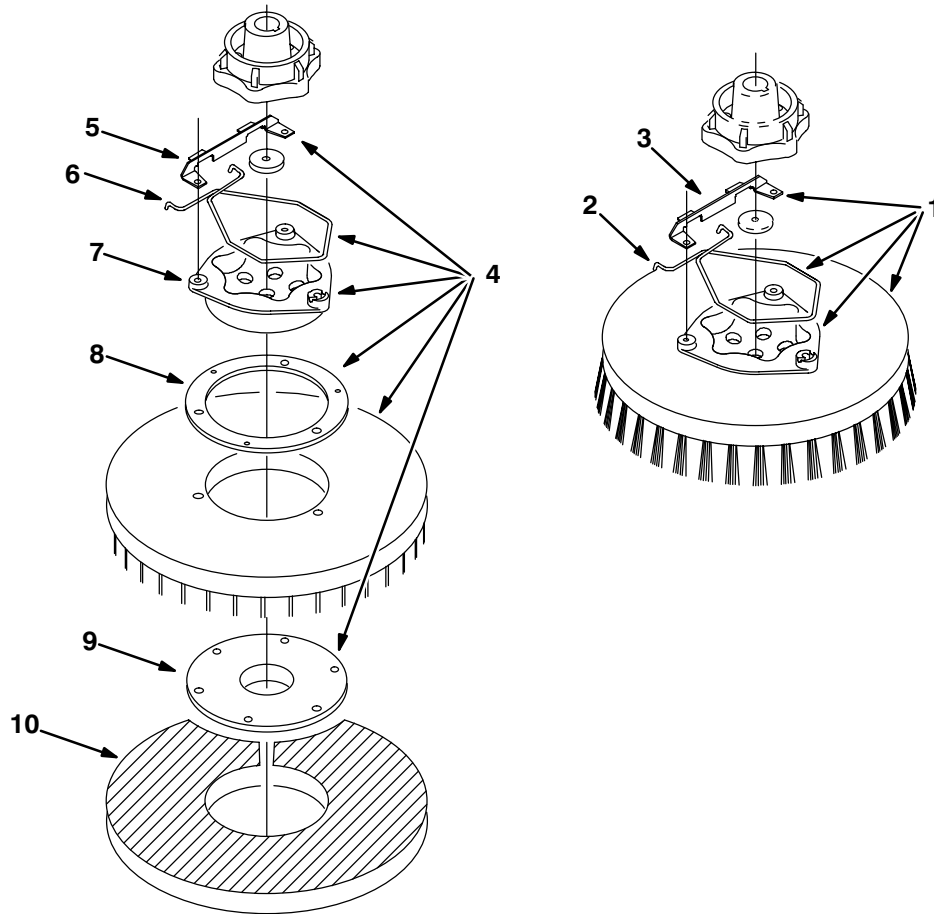
## CONTENTS

	Page
Fig. 1 – Recommended General Maintenance Items .....	9-2
Fig. 2 – Replacement Brushes .....	9-3
Fig. 3 – Hood and Bumper Group .....	9-4
Fig. 4 – Main Frame Group .....	9-6
Fig. 5 – Front Shroud Group .....	9-8
Fig. 6 – Scrub Head Lift Group .....	9-10
Fig. 7 – Scrub Head Group .....	9-12
Fig. 8 – Tire and Rim Assembly .....	9-13
Fig. 9 – Single Drive Group .....	9-14
Fig. 10 – Solution and Recovery Tanks Group .....	9-16
Fig. 11 – Vacuum Fan Group .....	9-18
Fig. 12 – Solution Control Group .....	9-20
Fig. 13 – Battery Group .....	9-22
Fig. 14 – Steering Control Group .....	9-24
Fig. 15 – Rear Electrical Panel Group .....	9-26
Fig. 16 – Electrical Controller Group .....	9-28
Fig. 17 – Rear Electrical Group .....	9-29
Fig. 18 – Rear Squeegee Link Group .....	9-30
Fig. 19 – Rear Squeegee Group .....	9-32
Fig. 20 – Label Group .....	9-33
Fig. 21 – Wire Harness Group .....	9-34

**Fig. 1 – Recommended General Maintenance Items**

<b>Ref.</b>	<b>Tennant Part No.</b>	<b>Machine Serial Number</b>	<b>Description</b>	<b>Qty.</b>
▽	33475	(060000–	) Squeegee Blade Kit	1
▲	33588	(060000–	) Squeegee Blade Assembly, Front	1
▲	33590	(060000–	) Squeegee Blade Assembly, Rear	1
▲	11283	(060000–	) Blade, Squeegee End	2
	78548	(060000–	) Squeegee Blade Assembly, Front, Urethane	1
	78549	(060000–	) Squeegee Blade Assembly, Rear, Urethane	1

Fig. 2 – Replacement Brushes



06301/06301

Ref.	Tennant Part No.	Machine Serial Number	Description	Qty.
▽	1	11771	(000000– ) Scrub Brush Assembly, Polypropylene	2
▲	2	14838	(000000– ) Spring, Brush Retaining	1
▲	3	24299	(000000– ) Bracket, Spring Retainer	1
▽		11773	(000000– ) Scrub Brush Assembly, Soft Nylon	2
▲		14838	(000000– ) Spring, Brush Retaining	1
▲		24299	(000000– ) Bracket, Spring Retainer	1
▽		11772	(000000– ) Scrub Brush Assembly, Abrasive	2
▲		14838	(000000– ) Spring, Brush Retaining	1
▲		24299	(000000– ) Bracket, Spring Retainer	1
▽	4	11776	(000000– ) Scrub Driver Pad Assembly, Polypropylene	1
▲	5	24299	(000000– ) Bracket, Retainer Spring	1
▲	6	14838	(000000– ) Spring, Brush Retaining	1
▲	7	15539	(000000– ) Adaptor, Brush	1
▲	8	11218	(000000– ) Spacer, Pad Holder	1
▲	9	19783	(000000– ) Holder, Pad	1
	10	11777	(000000– ) Pad, Stripper, Brown	2
		11778	(000000– ) Pad, Scrubber, Blue	2
		11780	(000000– ) Pad, Buffer, Red	2
		11781	(000000– ) Pad, Polish, White	2

Fig. 3 – Hood and Bumper Group

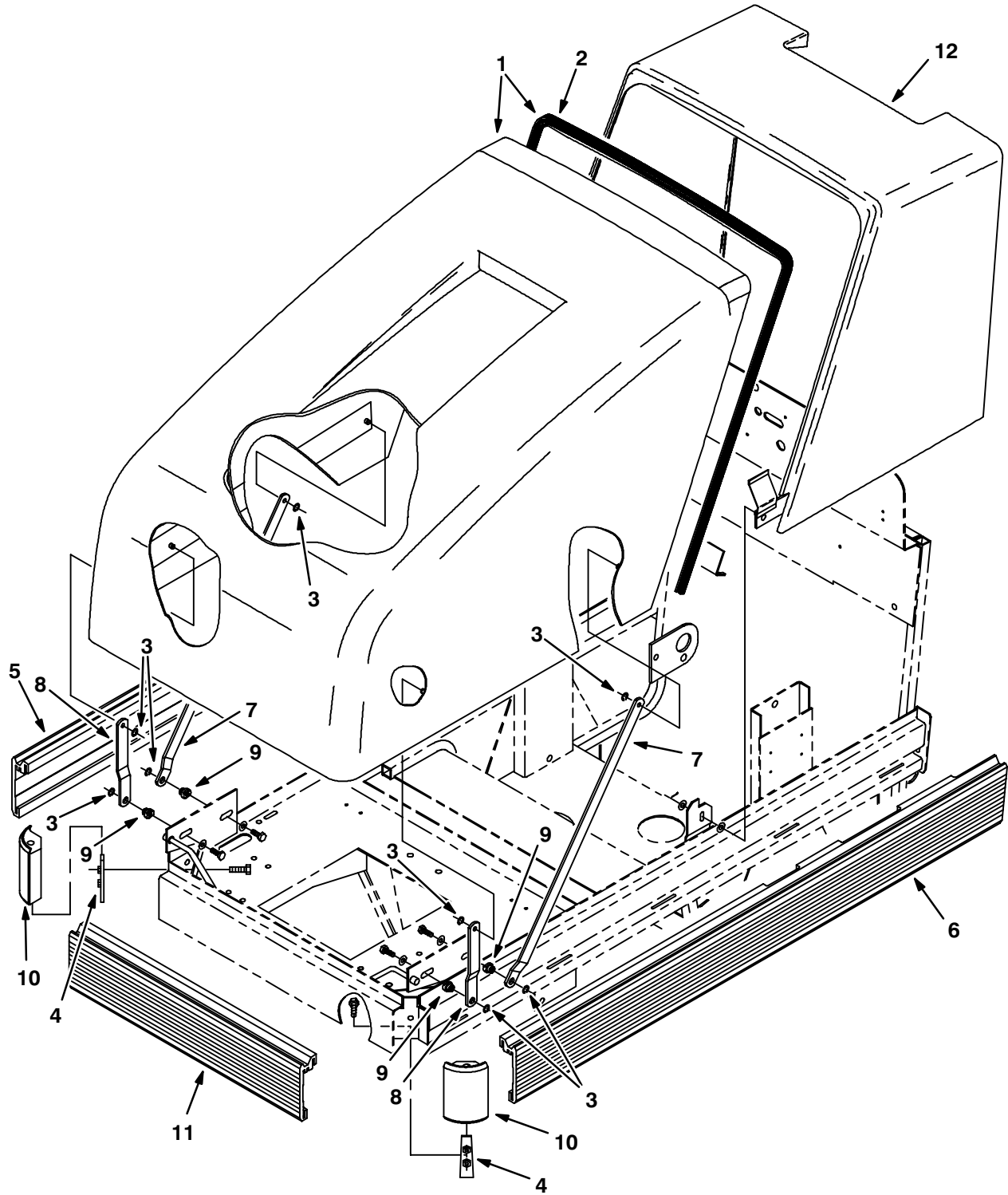


Fig. 3 – Hood and Bumper Group

	Ref.	Tennant Part No.	Machine Serial Number	Description	Qty.
▽	1	05044	(060000– )	Cover, Front	1
▲	2	33360	(060000– )	Seal	1
	3	05284	(060000– )	Clip, Retainer	8
	4	33454	(060000– )	Plate, Mount	2
	5	33537	(060000– )	Bumber, Side, R.H.	1
	6	33536	(060000– )	Bumper, Side, L.H.	1
	7	05236	(060000– )	Bar, Hinge Long	2
	8	05223	(060000– )	Bar, Hinge Short	2
	9	05272	(060000– )	Spacer, Hinge	4
	10	33407	(060000– )	Block, Corner Frame	2
	11	05073	(060000– )	Bumper, Front	1
	12	05081	(060000– )	Cover, Rear	1

Fig. 4 – Main Frame Group

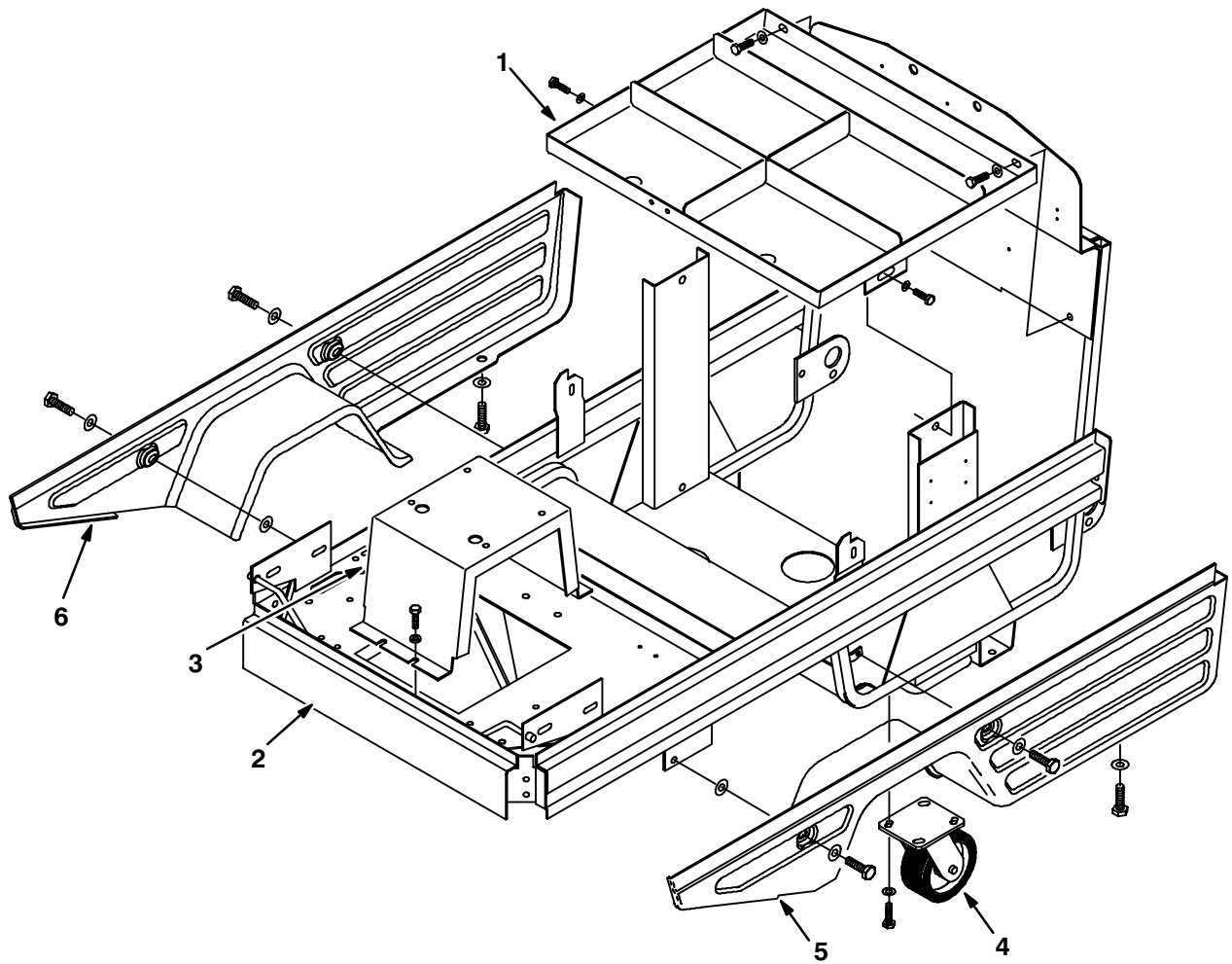
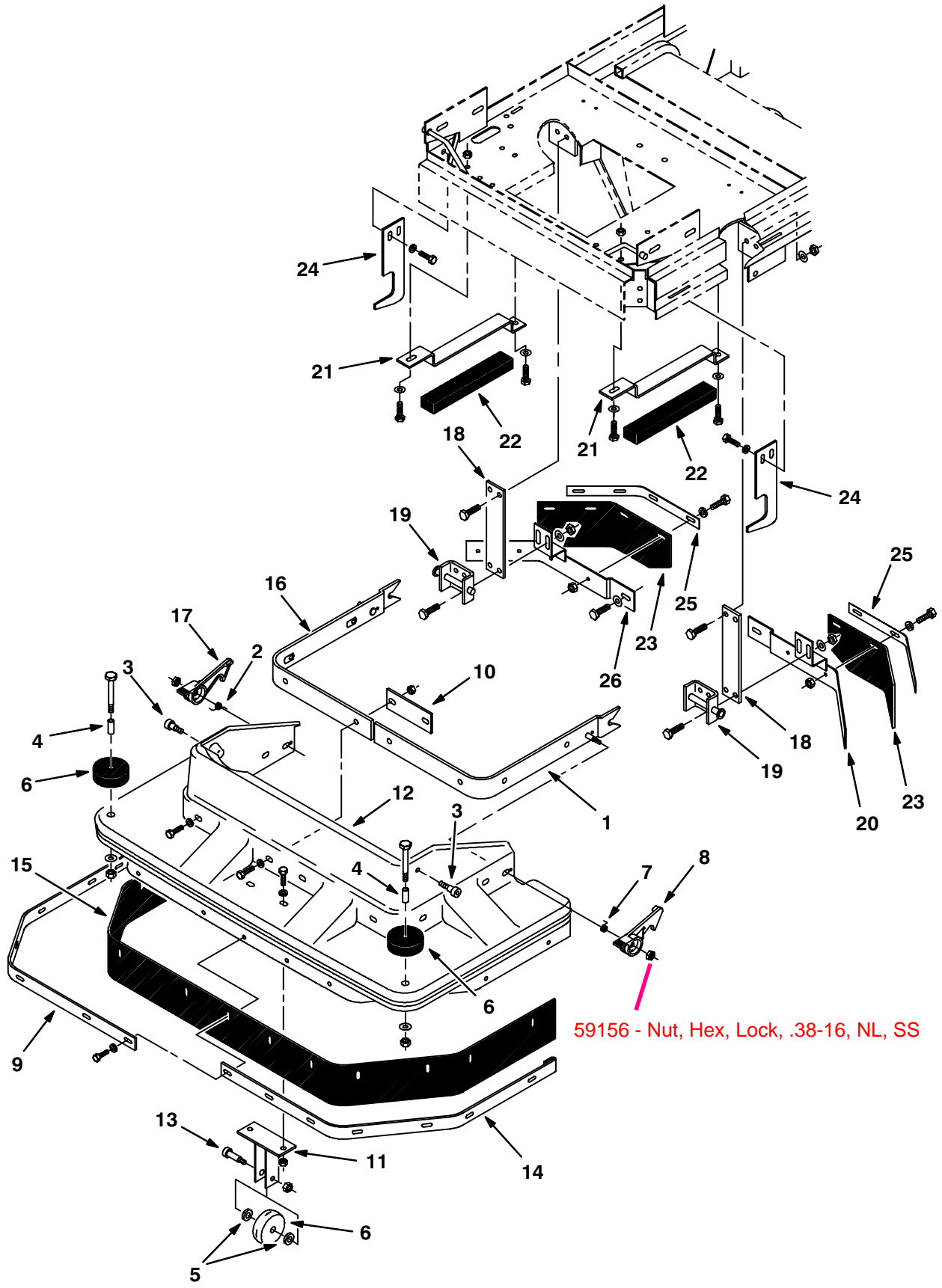


Fig. 4 – Main Frame Group

Ref.	Tennant Part No.	Machine Serial Number	Description	Qty.
1	28163	(060000– )	Tray, Battery	1
2	33419	(060000– )	Frame, Main	1
3	33416	(060000– )	Channel	1
4	65690	(060000– )	Caster	2
5	24931	(060000– )	Panel, Cover, L.H.	1
6	24932	(060000– )	Panel, Lower, R.H.	1

Fig. 5 – Front Shroud Group



59156 - Nut, Hex, Lock, .38-16, NL, SS

Fig. 5 – Front Shroud Group

Ref.	Tennant Part No.	Machine Serial Number	Description	Qty.
▽	28498	(060000–	) Scrub Shroud Replacemant Kit	1
▲ 1	28493	(060000	) Strap, Shroud, L.H.	1
▲ 2	10928	(060000–	) Spring, Torsion, R.H.	1
▲ 3	36758	(060000–	) Screw, Shoulder	2
▲ 4	33427	(060000–	) Sleeve	2
▲ 5	59633	(060000–	) Bearing, Thrust, Fiberglide	2
▲ 6	86800	(060000–	) Wheel	3
▲ 7	10927	(060000–	) Spring, Torsion, L.H.	1
▲ 8	11613	(060000–	) Latch, Shroud, L.H.	1
▲ 9	28489	(060000–	) Strip, Skirt Retainer, R.H.	1
▲ 10	28542	(060000–	) Plate	1
▲ 11	28545	(060000–	) Bracket, Wheel	1
▲ 12	28415	(060000–	) Panel, Scrub Shroud Mounting	1
▲ 13	86791	(060000–	) Screw, Shoulder	1
▲ 14	28470	(060000–	) Strip, Skirt Retainer, L.H.	1
▲ 15	28491	(060000–	) Skirt, Scrub Head	1
▲ 16	28465	(060000–	) Strap, Shroud, R.H.	1
▲ 17	11612	(060000–	) Latch, Shroud, R.H.	1
18	06108	(060000–	) Spring	2
19	05214	(060000–	) Bracket, Shroud Mounting	2
20	24760	(060000–	) Bracket, Skirt, L.H.	1
21	28082	(060000–	) Bracket, Head Stop	2
22	04832	(060000–	) Pad, Head Stop	2
23	24679	(060000–	) Skirt, Side	2
24	24852	(060000–	) Plate, Mount	2
25	24796	(060000–	) Strip, Backup	2
26	24785	(060000–	) Bracket, Skirt, R.H.	1

Fig. 6 – Scrub Head Lift Group

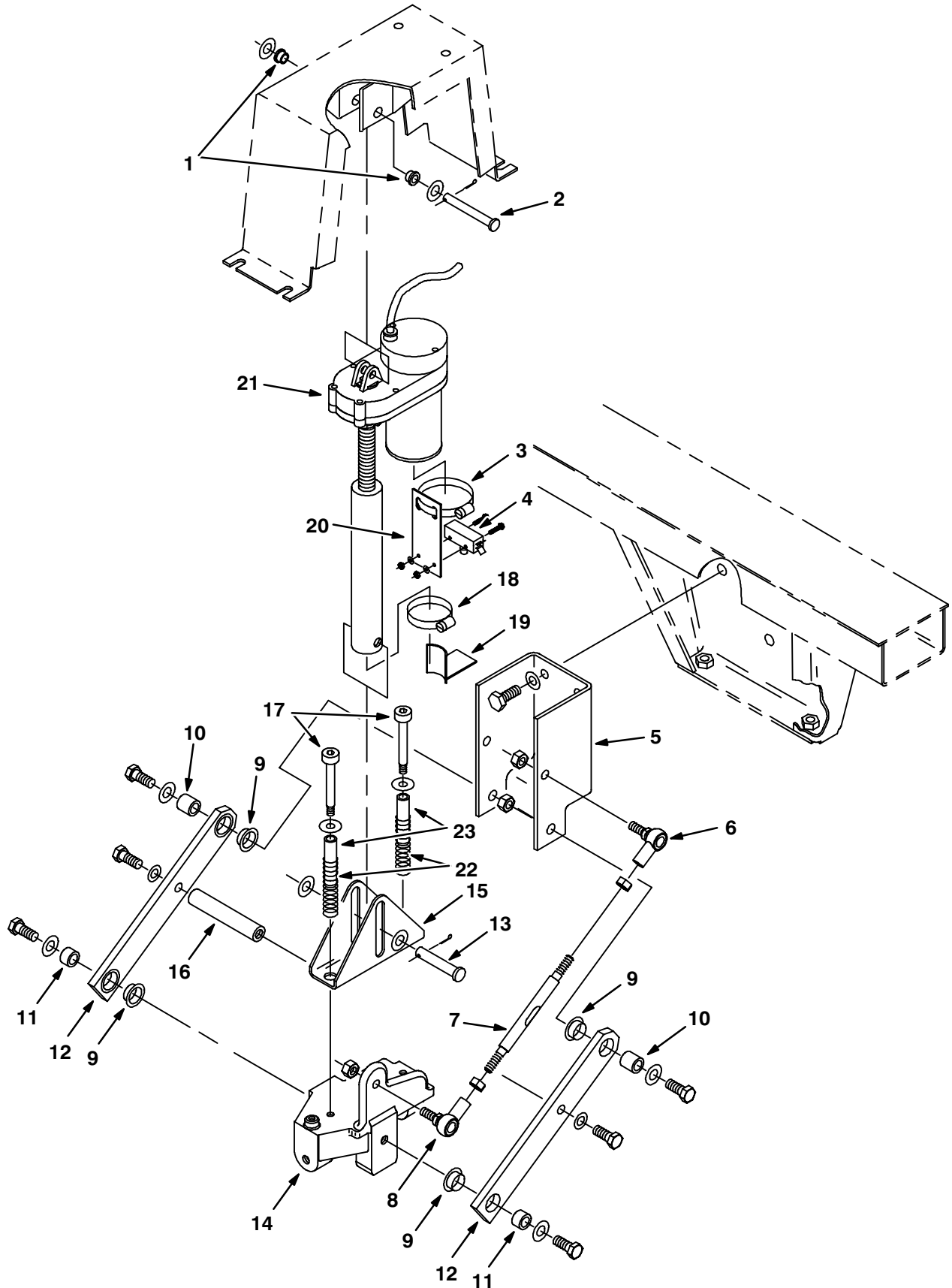
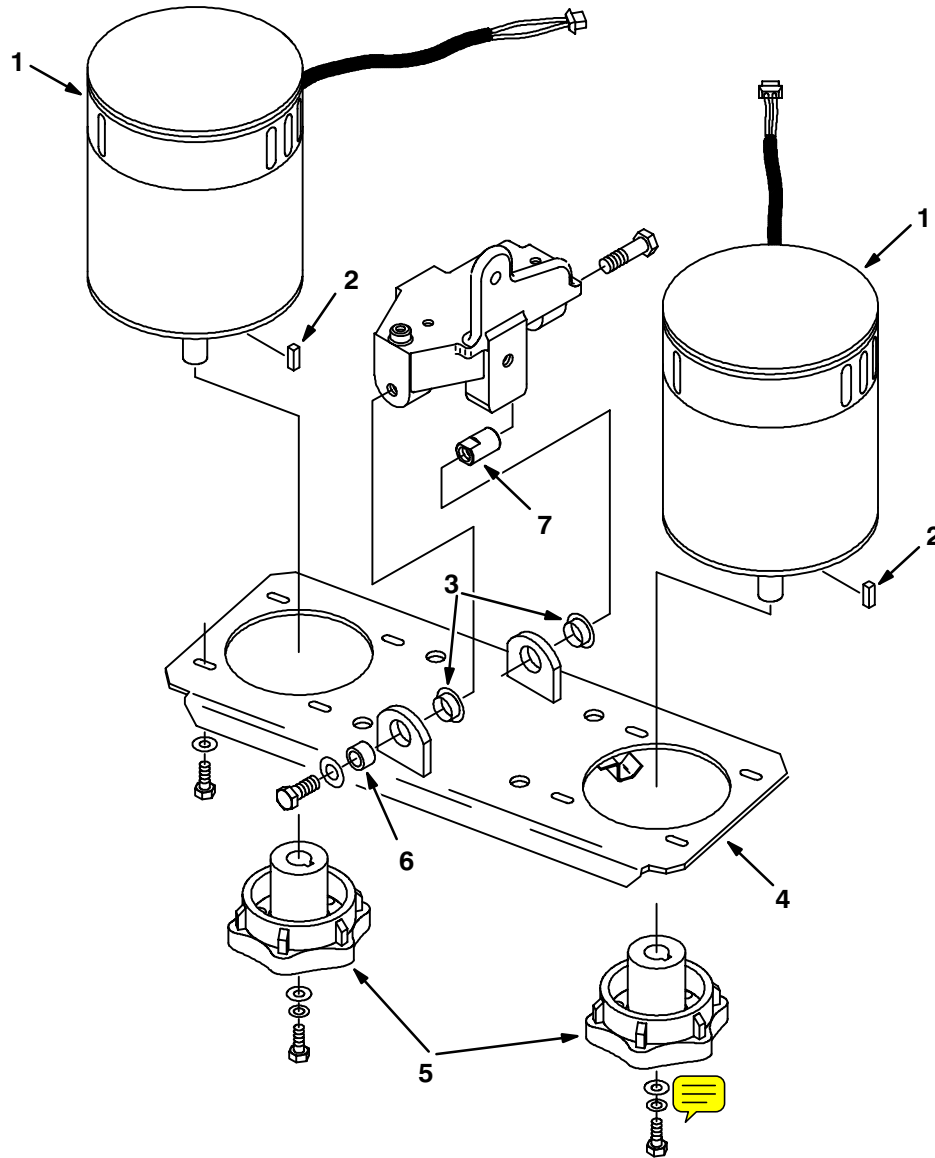


Fig. 6 – Scrub Head Lift Group

Ref.	Tennant Part No.	Machine Serial Number	Description	Qty.
1	44238-10	(060000-	) Bushing, Flange	2
2	29584	(060000-	) Pin, Clevis	1
3	14432	(060000-	) Clamp, Worm Drive	1
4	63846	(060000-	) Switch, Push Button	1
5	28434	(060000-	) Bracket, Link Mount	1
6	05685	(060000-	) Rod End, M10, L.H.	1
7	04921	(060000-	) Rod, Adjusting	1
8	05686	(060000-	) Rod End, M10, R.H.	1
9	04928	(060000-	) Bearing, Flange	4
10	05019	(060000-	) Sleeve	2
11	04927	(060000-	) Sleeve	2
12	04920	(060000-	) Bar, Pivot	2
13	11211	(060000-	) Pin, Clevis	1
14	04924	(060000-	) Pivot, Scrub Head	1
15	10957	(060000-	) Bracket, Head Lift	1
16	04942	(060000-	) Spacer, Rod	1
17	10964	(060000-	) Screw, Shoulder	2
18	11399	(060000-	) Clamp, Worm Drive	1
19	10954	(060000-	) Bracket, Switch	1
20	10951	(060000-	) Bracket, Switch	1
21	10963	(060000-	) Actuator, 36 V	1
22	45261	(060000-	) Spring, Compression	2
23	50682	(060000-	) Sleeve	2

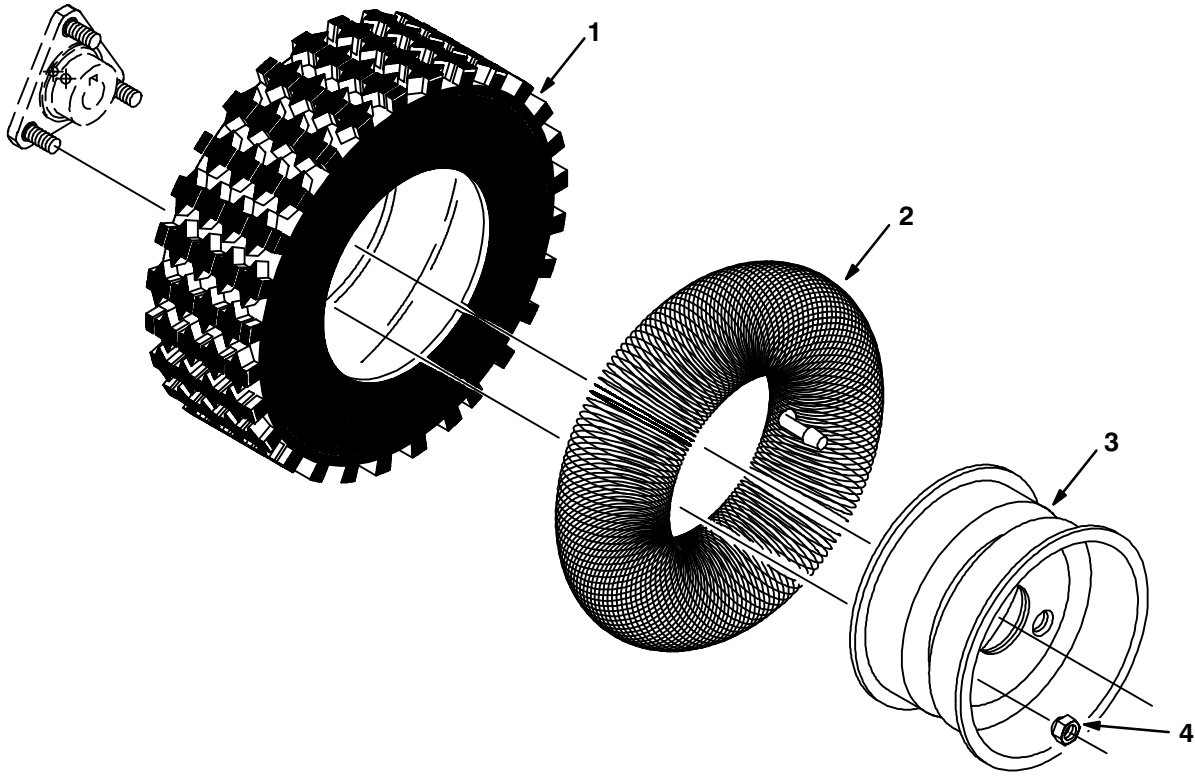
Fig. 7 – Scrub Head Group



06254/06292

Ref.	Tennant Part No.	Machine Serial Number	Description	Qty.
1	04922	(060000–	) Motor, 36 V (See Breakdowns)	2
2	00926	(060000–	) Key, Square	2
3	04928	(060000–	) Bearing, Flange	2
4	24578	(060000–	) Plate, Brush Drive	1
5	14841	(060000–	) Hub, Brush Drive	2
6	04927	(060000–	) Sleeve	1
7	05612	(060000–	) Sleeve, Scrub Head Rear	1

Fig. 8 – Tire and Rim Assembly



06255/04200

	Ref.	Tennant Part No.	Machine Serial Number	Description	Qty.
▽		61597	(060000–	) Tire and Rim Assembly	2
▲	1	61596	(060000–	) Tire	1
▲	2	04658	(060000–	) Tube, Inner	1
▲	3	04657	(060000–	) Rim	1
	4	11109	(060000–	) Nut, Wheel	6

Fig. 9 – Single Drive Group

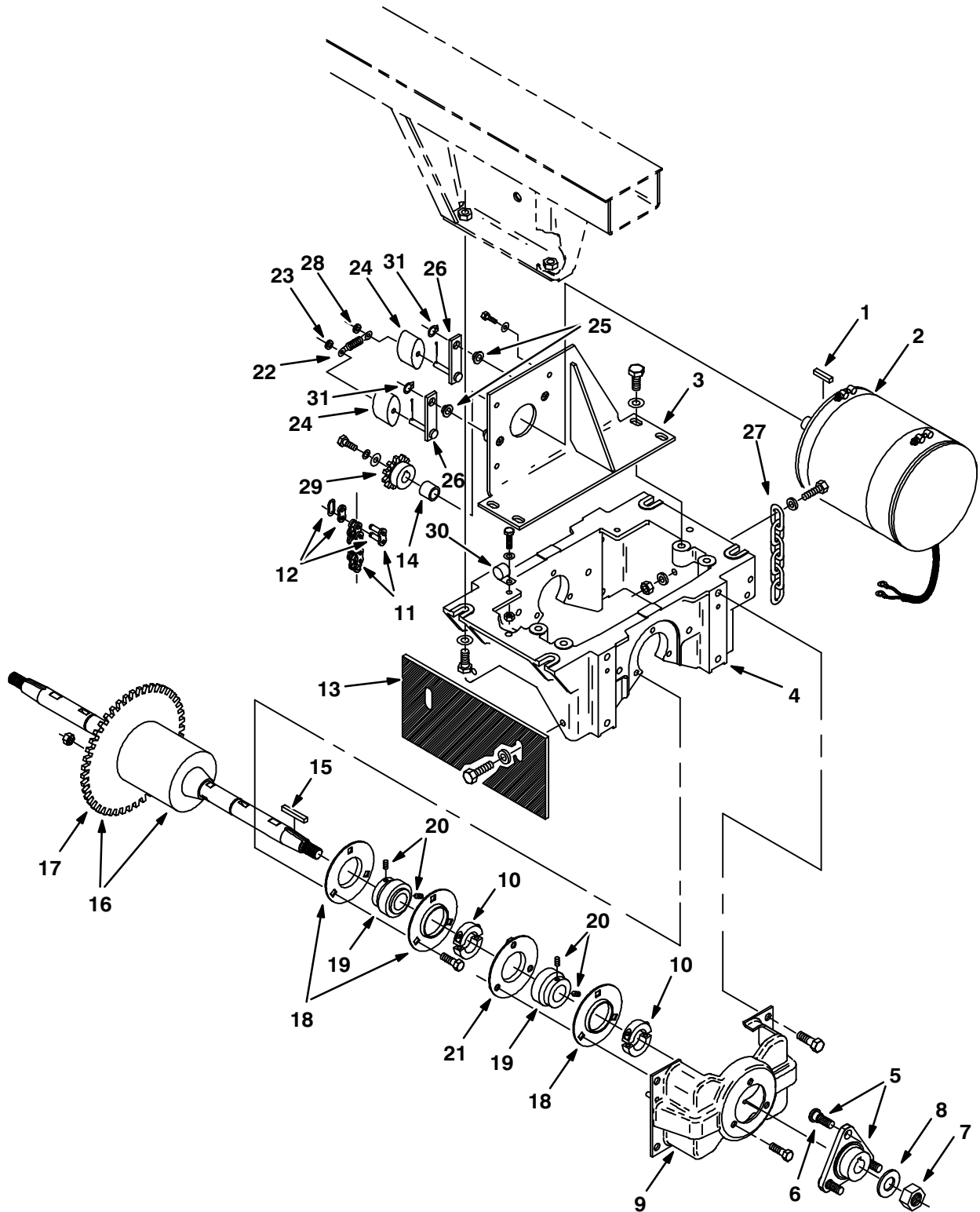


Fig. 9 – Single Drive Group

Ref.	Tennant Part No.	Machine Serial Number	Description	Qty.
1	00926	(060000–	) Key, Square	1
2	05680	(060000–	) Motor, Electric (See Breakdowns)	1
3	24552	(060000–	) Plate, Motor Mounting	1
4	05191	(060000–	) Housing, Drive Wheel Support	1
▽	5	05606	(060000–) Hub Assembly, Single Drive	2
▲	6	11117	(060000–) Stud, Wheel	3
	7	33342	(060000–) Nut, Nylon Hex, M16	2
	8	04400	(060000–) Washer, M16	2
	9	11088	(060000–) Bracket, Support Bearing	2
	10	05696	(060000–) Collar, Clamping	4
▽	11	61416	(060000–) Chain and Link Assembly	1
▲	12	28272	(060000–) Link, Roller Chain	1
	13	24645	(060000–) Skirt	1
	14	04744	(060000–) Spacer	1
	15	00927	(060000–) Key, Square	2
▽	16	24682	(060000–) Differential and Sprocket Replacement Kit	1
▲	17	11127	(060000–) Sprocket	1
▲	18	36190	(060000–) Flange	6
▲▽	19	24684	(060000–) Bearing Replacement Kit	4
▲▲	20	79599	(060000–) Screw, Nylon Set	2
▲	21	04746	(060000–) Flange, Bearing	2
	22	05605	(060000–) Wire, Spring, Long	1
	23	04720	(060000–) Spring, Compression	1
	24	04671	(060000–) Puck, Chain Tensioner	2
	25	15877	(060000–) Bearing, Flange	2
	26	24547	(060000–) Arm, Chain Tensioner	2
	27	47277	(060000–) Chain, Static	1
	28	05604	(060000–) Wire, Spring, Short	1
	29	04721	(060000–) Sprocket	1
	30	40678–1	(060000–) Clamp, Cable	1
	31	24555	(060000–) E-Ring, External	2

Fig. 10 – Solution and Recovery Tanks Group

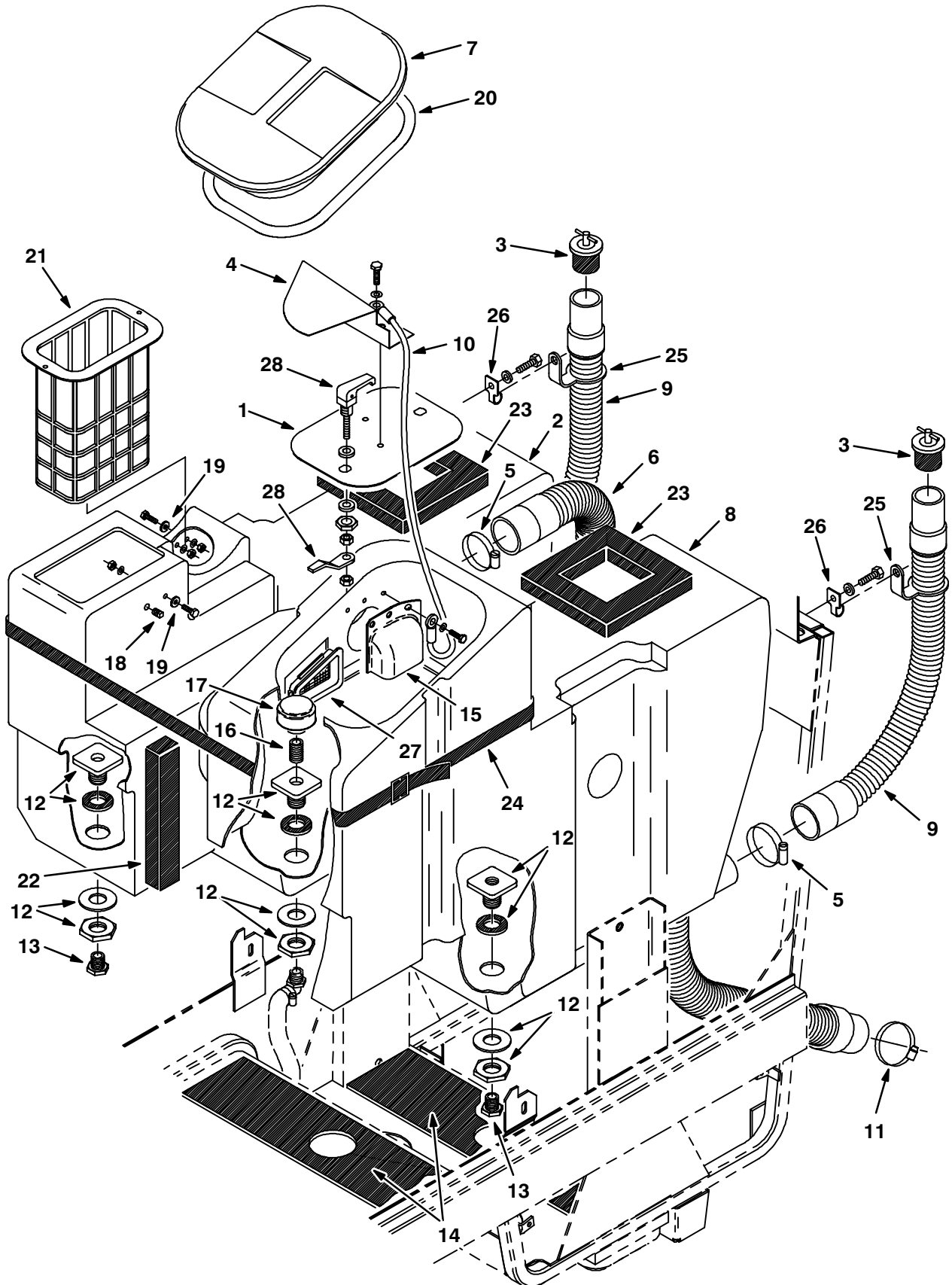


Fig. 10 – Solution and Recovery Tanks Group

Ref.	Tennant Part No.	Machine Serial Number	Description	Qty.
1	65552	(060000-060110 )	Baffle Kit	1
1	65551	(060111-	) Plate, Baffle	1
2	05016	(060000-	) Tank, Solution	1
3	222396	(060000-	) Stopper Assembly	2
4	11746	(060000-	) Baffle, Tank	1
5	22297	(060000-	) Clamp, Worm Drive	3
6	05216	(060000-	) Hose, Squeegee	1
7	06137	(060000-	) Cover, Recovery Tank	1
8	05017	(060000-	) Tank Recovery	1
9	05127	(060000-	) Hose, Drain	2
10	19676	(060000-	) Lanyard	1
11	33344	(060000-	) Clamp, Worm Drive	1
12	65566	(060000-	) Fitting, Straight	3
13	75611	(060000-	) Fitting, Plug	2
14	05675	(060000-	) Pad, Tank	2
15	11750	(060000-	) Baffle, Vacuum Fan	1
16	69784	(060000-	) Fitting, Nipple	1
17	05218	(060000-	) Strainer, Solution Tank	1
18	56119	(060000-	) Fitting, Plug	1
19	76426	(060000-	) Washer, Sealing	3
20	05165	(060000-	) Seal, Recovery Tank Lid	1
21	43516A	(060000-	) Basket, Soap	1
22	04832	(060000-	) Pod, Foam	1
23	57828	(060000-	) Foam	2
24	04836	(060000-	) Strap, Poly	1
25	24663	(060000-	) Strap, Drain Hose	2
26	24638	(060000-	) Clip, Drain Hose	2
27	05089	(060000-	) Screen	1
28	65695	(060111-	) Latch, Lift and Turn, Adjustable	2

Fig. 11 – Vacuum Fan Group

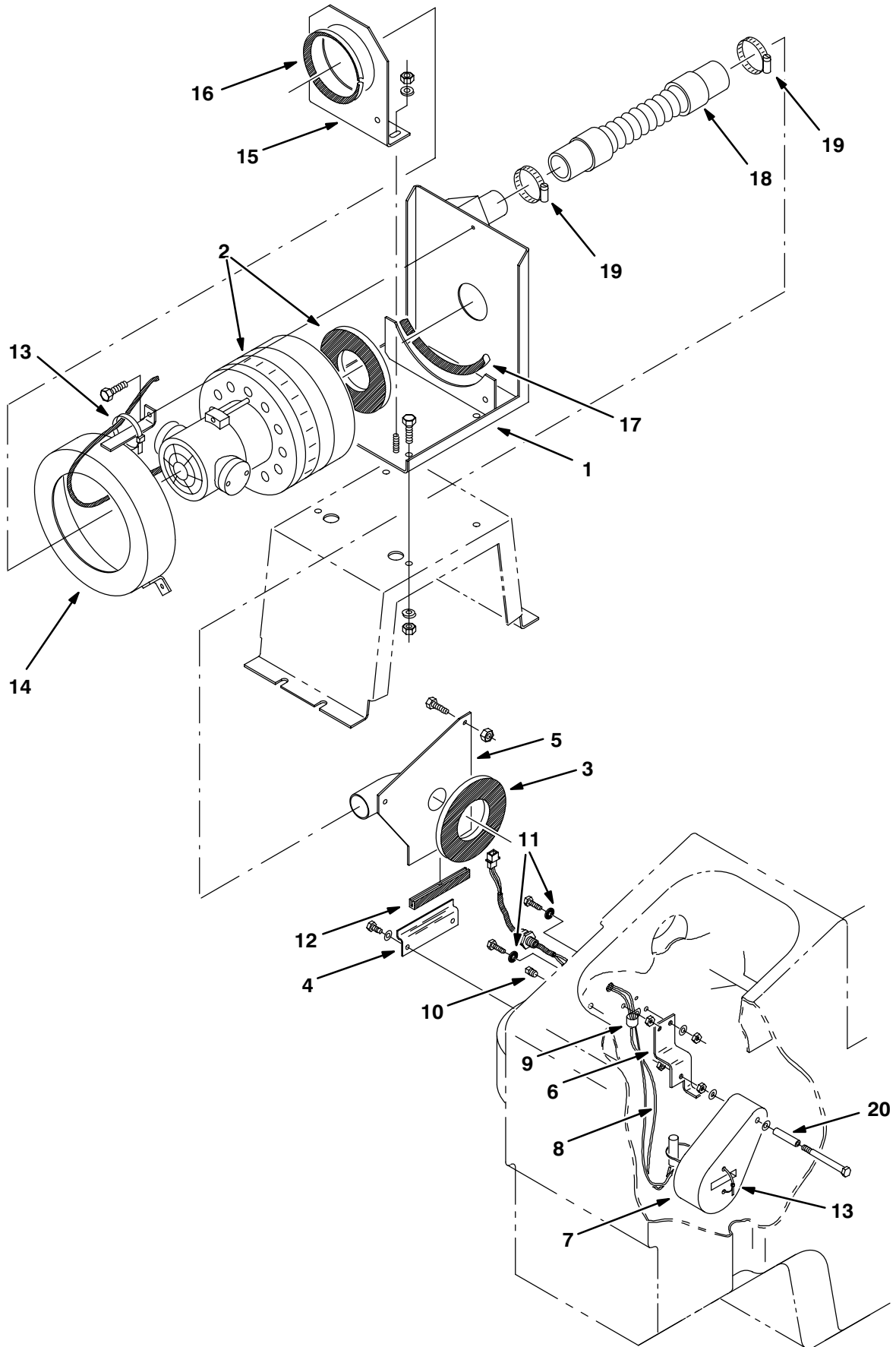


Fig. 11 – Vacuum Fan Group

Ref.	Tenant Part No.	Machine Serial Number	Description	Qty.
1	28400	(060000–	) Bracket, Fan Mount	1
2	28386	(060000–	) Fan, Vacuum (See Breakdowns)	1
3	10912	(060000–	) Seal	1
4	06146	(060000–	) Bracket, Mounting	1
5	60171	(060000–	) Plate and Label Assembly, Tank	1
6	05567	(060000–	) Bracket, Water Level Control	1
7	65683	(060000–	) Float, Water Level	1
8	28346	(060000–	) Mercury Switch Assembly	1
9	33584	(060000–	) Clamp, Cable	1
10	56119	(060000–	) Fitting, Plug	1
11	76426	(060000–	) Washer, Sealing	3
12	10911	(060000–	) Isolator, Vacuum Fan	1
13	49266	(060000–	) Tie, Cable	2
14	28405	(060000–	) Ring, Fan	1
15	28410	(060000–	) Bracket, Rear Fan Mount	1
16	28414	(060000–	) Strip, Rubber	1
17	28413	(060000–	) Strip, Rubber	1
18	28412	(060000–	) Hose, Vacuum Fan	1
19	11531	(060000–	) Clamp, Worm Drive	2
20	78551	(060000–	) Tube	1

Fig. 12 – Solution Control Group

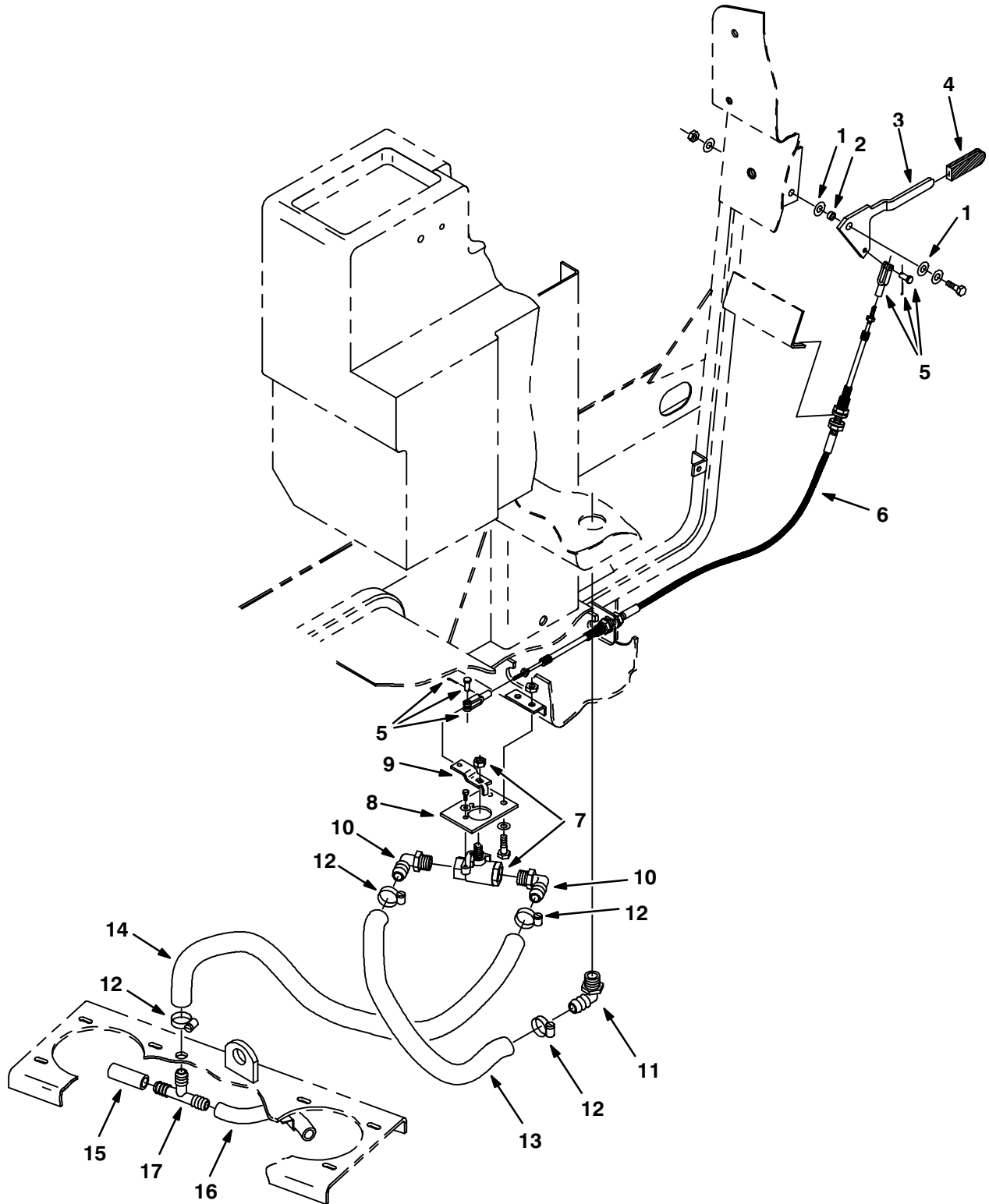


Fig. 12 – Solution Control Group

Ref.	Tennant Part No.	Machine Serial Number	Description	Qty.
1	43611	(060000–	) Washer, Nylon	2
2	63342	(060000–	) Sleeve	1
3	33438	(060000–	) Lever, Control	1
4	33439	(060000–	) Grip, Handle	1
5	27880	(060000–	) Yoke Assembly	2
6	05670	(060000–	) Cable, Push Pull	1
7	12083	(060000–	) Water, Valve	1
8	05294	(060000–	) Bracket, Valve Mounting	1
9	05669	(060000–	) Arm, Water Valve	1
10	63244–1	(060000–	) Fitting, Barbed Elbow	2
11	63244–3	(060000–	) Fitting, Barbed Elbow	1
12	54333	(060000–	) Clamp, Worm Drive	4
13	05714	(060000–	) Hose, PVC	1
14	60164	(060000–	) Hose, Clear Vinyl	1
15	05711	(060000–	) Hose, Clear Vinyl	1
16	60165	(060000–	) Hose, Clear Vinyl	1
17	63245–1	(060000–	) Fitting, Barbed Tee	1

Fig. 13 – Battery Group

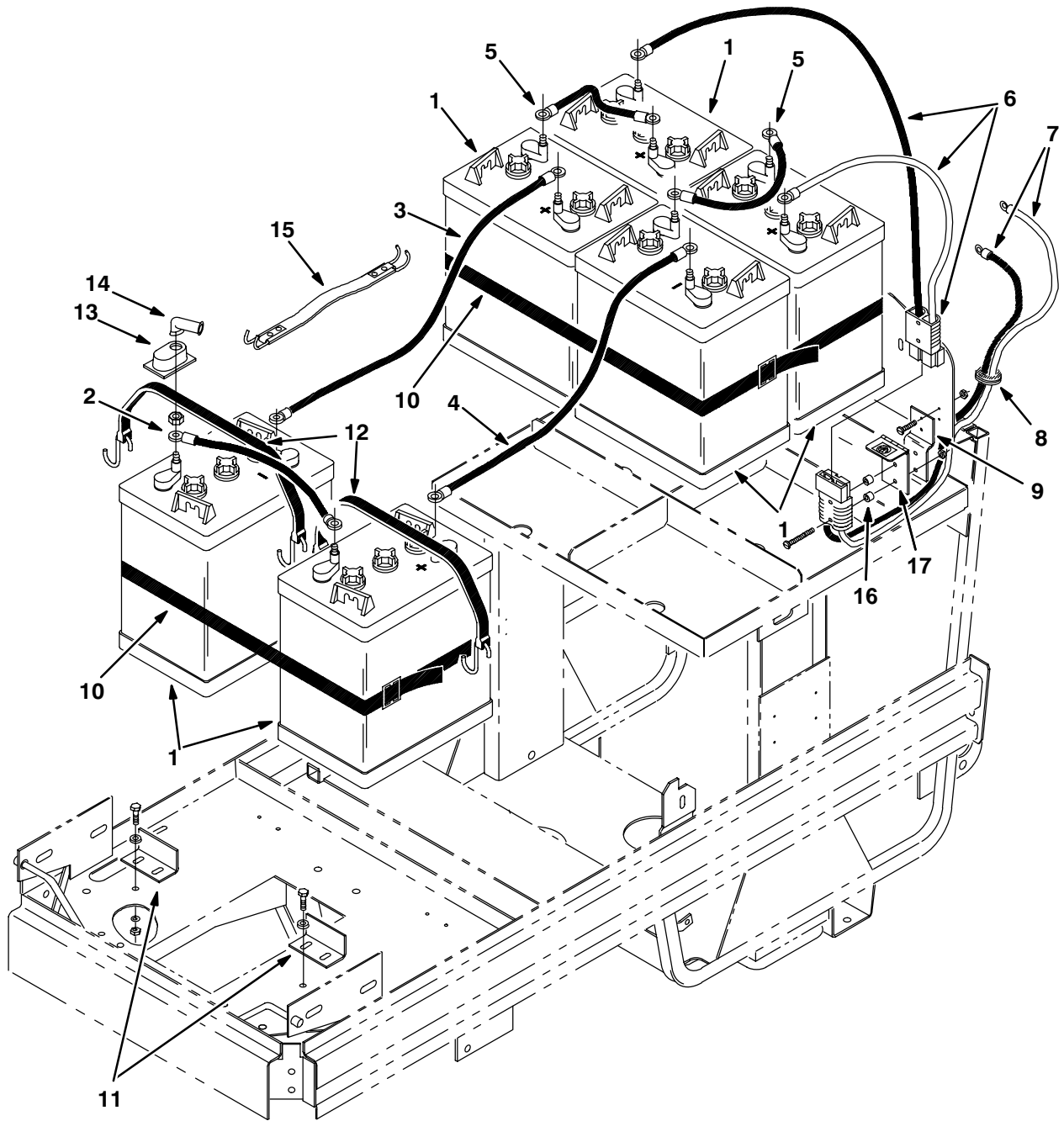


Fig. 13 – Battery Group

Ref.	Tenant Part No.	Machine Serial Number	Description	Qty.
1	10155	(060000–	) Battery, 6 V, Wet	6
1	11229	(060000–	) Battery, 6 V, Dry (International Only)	6
2	28333	(060000–	) Cable, Battery	1
3	28334	(060000–	) Cable, Battery	1
4	28335	(060000–	) Cable, Battery	1
5	63740	(060000–	) Cable, Battery	2
6	60096	(060000–	) Harness, Battery Wire	1
7	60098	(060000–	) Harness, Machine Wire	1
8	10632	(060000–	) Grommet, Rubber	1
9	60095	(060000–	) Bracket, Connector	1
10	04836	(060000–	) Strap, Poly, Webbing	2
11	24843	(060000–	) Angle, Battery Stop	2
12	33671	(060000–	) Strap, Rubber, Tie-down	2
13	45962	(060000–	) Cover, Terminal	12
14	02076	(060000–	) Cover, Terminal	12
15	28286	(060000–	) Strap, Battery Lift	1
16	01275	(060000–	) Sleeve	2
17	65745	(060000–	) Hinge, W/Label, SB175	1

Fig. 14 – Steering Control Group

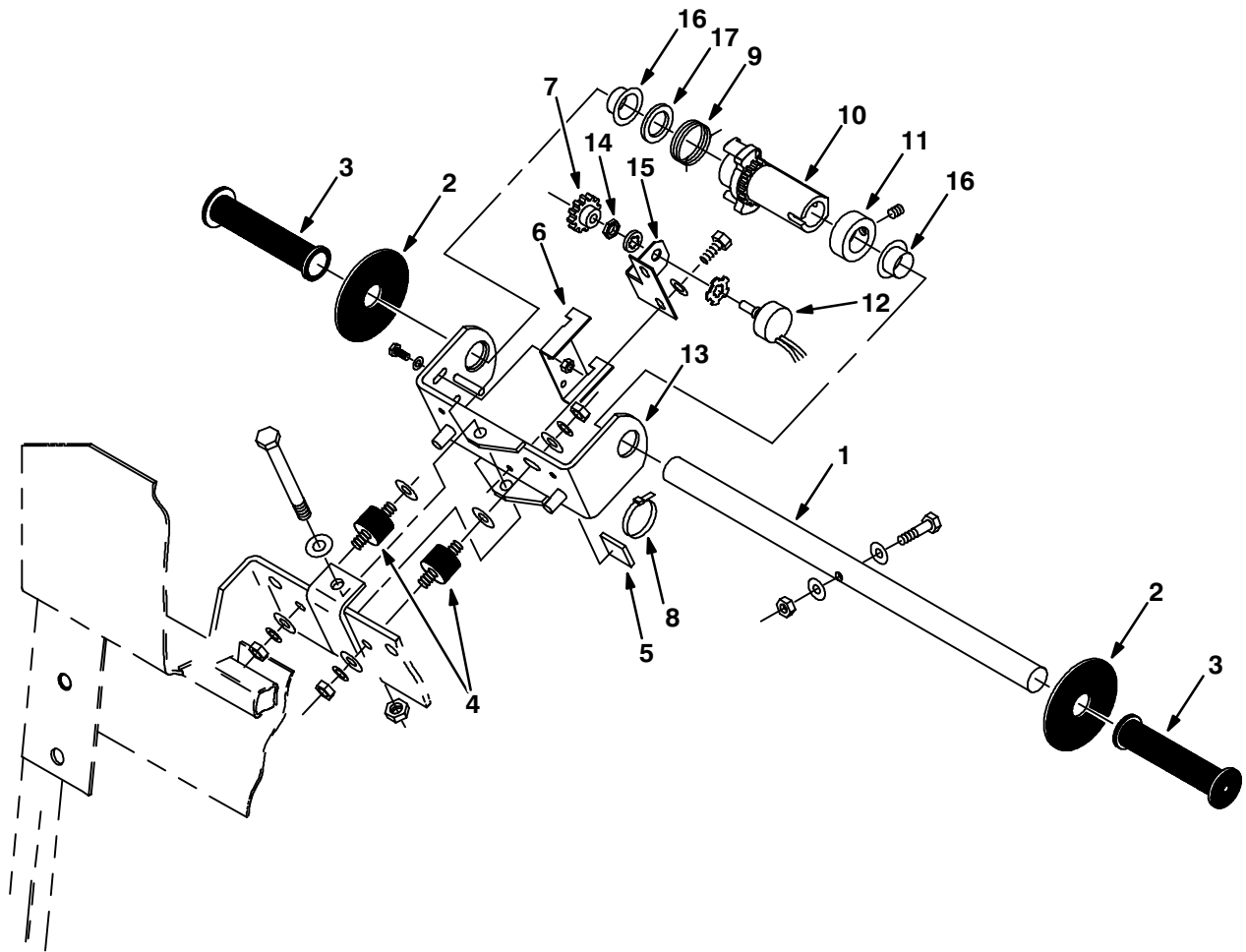


Fig. 14 – Steering Control Group

Ref.	Tennant Part No.	Machine Serial Number	Description	Qty.
1	04760	(060000–	) Handle, Speed Control	1
2	06208	(060000–	) Washer, Neoprene	2
3	04765	(060000–	) Grip, Handle	2
4	05611	(060000–	) Isolator, Vibration	2
5	55248	(060000–	) Mount, Cable Tie	5
6	04767	(060000–	) Stop, Spring	1
7	27974	(060000–	) Gear	1
8	49266	(060000–	) Tie, Cable	10
9	04762	(060000–	) Spring, Torsion Centering	1
10	04763	(060000–	) Hub And Gear	1
11	04766	(060000–	) Collar, Shaft	1
12	27955	(060000–	) Potentiometer Replacement Kit	1
13	27934	(060000–	) Bracket, Handle	1
14	86730	(060000–	) Nut, Hex, Thin	1
15	27973	(060000–	) Bracket, Potentiometer	1
16	27937	(060000–	) Bearing, Flange	2
17	82226	(060000–	) Washer	1

Fig. 15 – Rear Electrical Panel Group

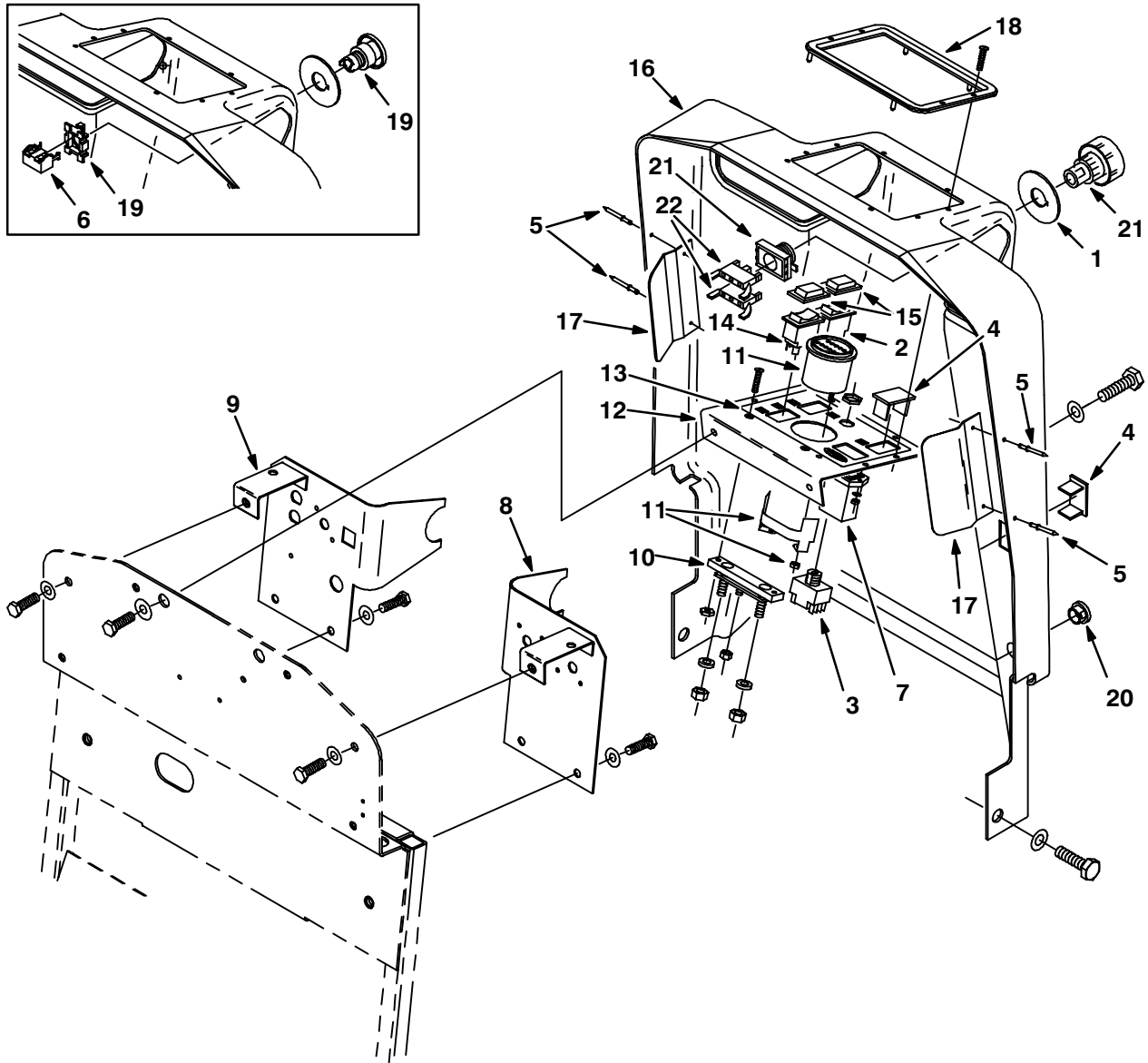
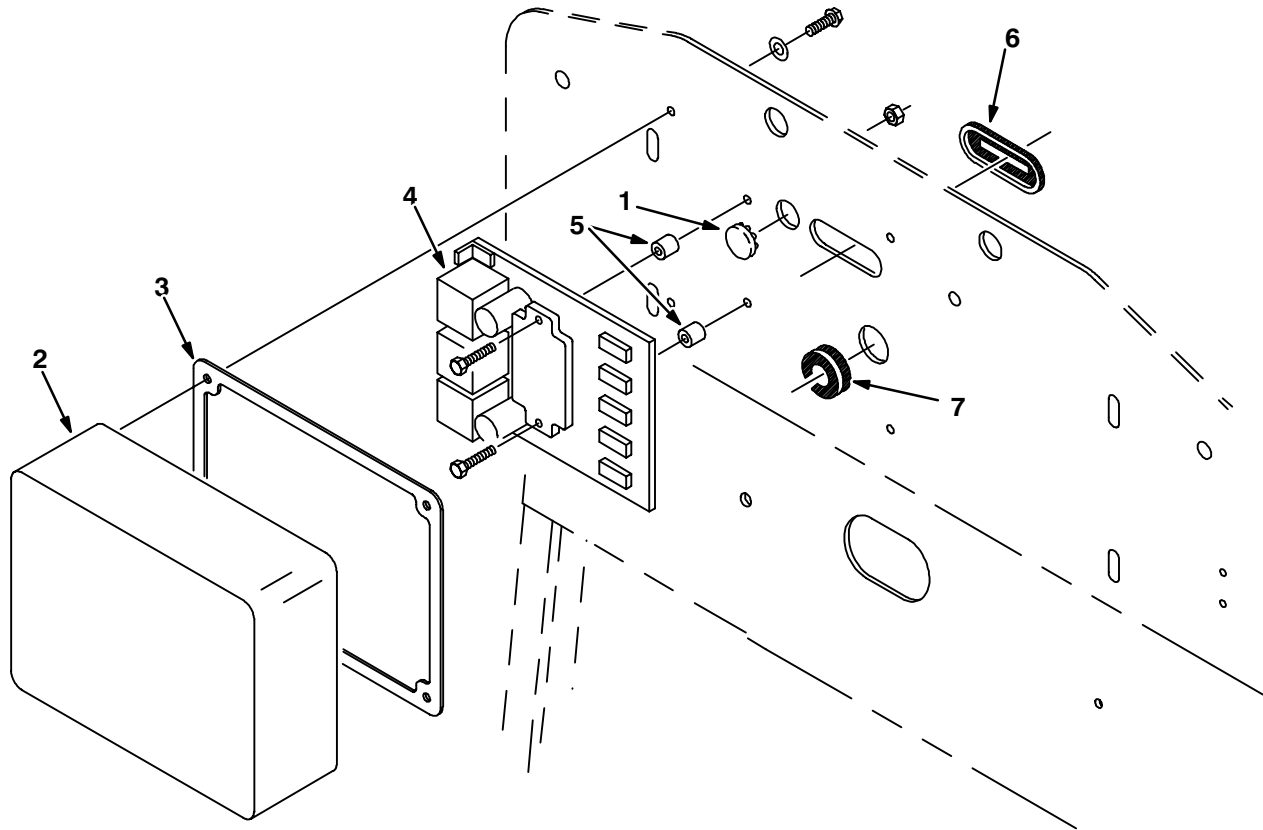


Fig. 15 – Rear Electrical Panel Group

Ref.	Tennant Part No.	Machine Serial Number	Description	Qty.
1	28428	(060000– )	Plate, Stop Button	1
2	65554	(060000– )	Switch, Progressive Rocker	1
▽ 3	31203	(060000– )	Switch Assembly, Key	1
▲ 4	31204	(060000– )	Key, Switch	1
4	57772	(060000– )	Plate, Cover	2
5	56799	(060000– )	Rivet, Pop	4
6	11608	(060000–060133 )	Contacts, Switch	2
7	31988	(060000– )	Hourmeter	1
8	04957	(060000– )	Plate, Circuit Breaker Mounting	1
9	28416	(060000– )	Plate, Circuit Breaker Mounting	1
10	28427	(060000– )	Shunt	1
11	11488	(060000– )	Brush Pressure/Battery Gauge	1
12	33501	(060000– )	Panel, Instrument	1
13	10960	(060000– )	Label, Instrument Panel	1
14	65559	(060000– )	Switch, Rocker, DPDT	1
15	57807	(060000– )	Cover, Rocker Switch Seal	2
16	65598	(060000– )	Panel and Label Assembly, Rear	1
17	05027	(060000– )	Guide, Cover, Rear	2
18	33492	(060000– )	Bezel, Touch Panel	1
19	28429	(060000–060133 )	Switch, Push Button	1
20	65584	(060000– )	Plugbutton	1
21	65664	(060134– )	Switch, Push Button	1
22	65665	(060134– )	Contacts, Switch	2

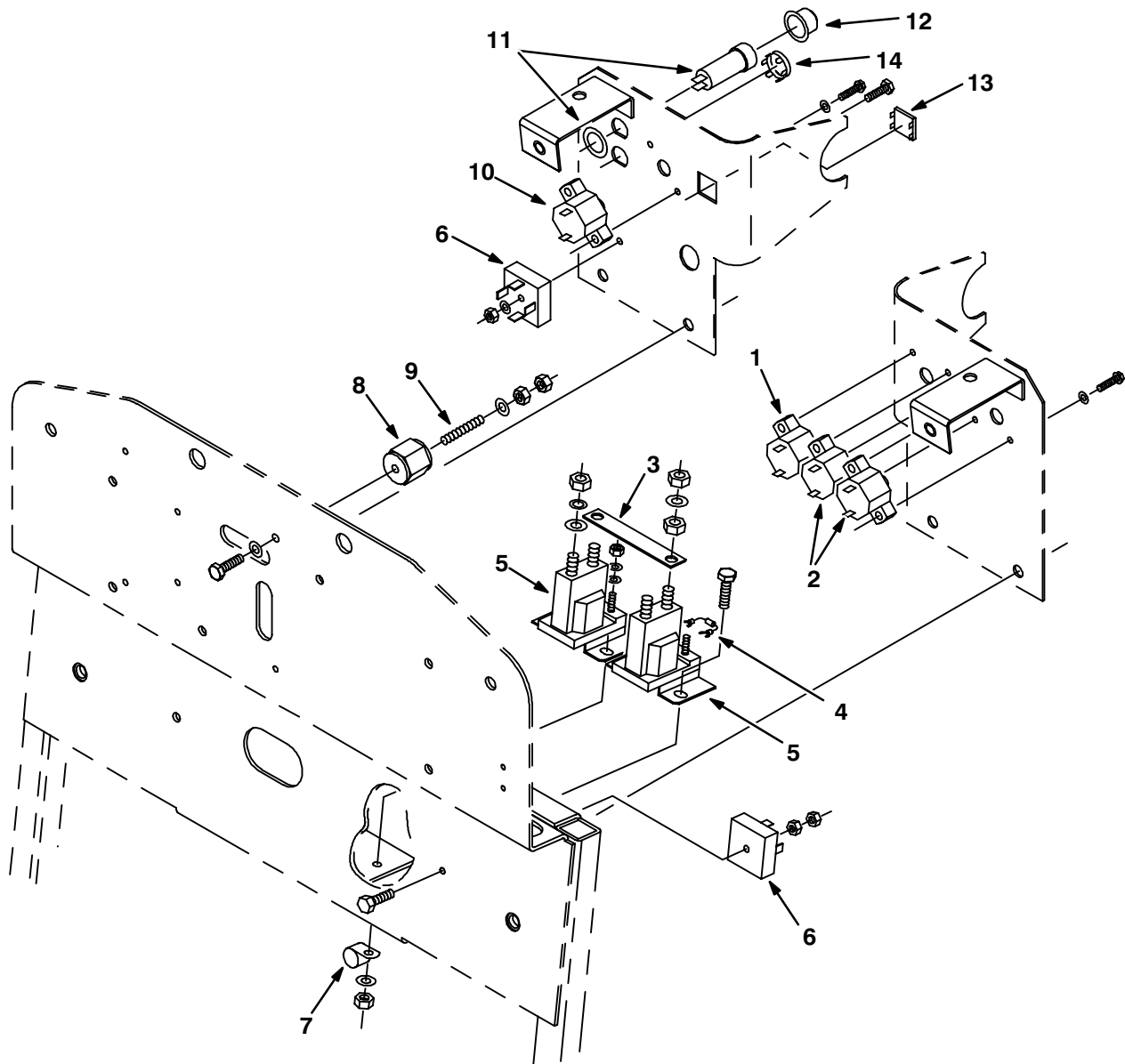
**Fig. 16 – Electrical Controller Group**



06263/04779

Ref.	Tennant Part No.	Machine Serial Number	Description	Qty.
1	57167	(060000– )	Plugbutton	1
2	11713	(060000– )	Cover and Label Assembly, Circuit Board	1
3	11341	(060000– )	Gasket, Controller	1
4	27963	(060000– )	Controller Kit, Single	1
5	65742	(060000– )	Sleeve	2
6	27928	(060000– )	Grommet, Ribbon Cable	1
7	10632–9	(060000– )	Grommet	1

Fig. 17 – Rear Electrical Group



06264/06295

Ref.	Tenant Part No.	Machine Serial Number	Description	Qty.
1	27969	(060000– )	Breaker, Circuit, 35 A	1
2	63030–2	(060000– )	Breaker, Circuit, 25 A	2
3	10967	(060000– )	Busbar, Relay	1
4	32234	(060000– )	Diode Assembly	1
5	04685	(060000– )	Contactor, SPST	2
6	10962	(060000– )	Diode, Bridge, 12 A	2
7	26395–1	(060000– )	Clamp, Cable	1
8	76062	(060000– )	Insulator, Panel and Switch Board	1
9	41702	(060000– )	Rod, Threaded	1
10	27967	(060000– )	Breaker, Circuit, 20 A	1
11	87977	(060000– )	Breaker, Circuit, 7 A	1
12	57751	(060000– )	Boot, Circuit Breaker	1
13	28426	(060000– )	Plugbutton	1
14	57167	(060000– )	Plugbutton	1

Fig. 18 – Rear Squeegee Link Group

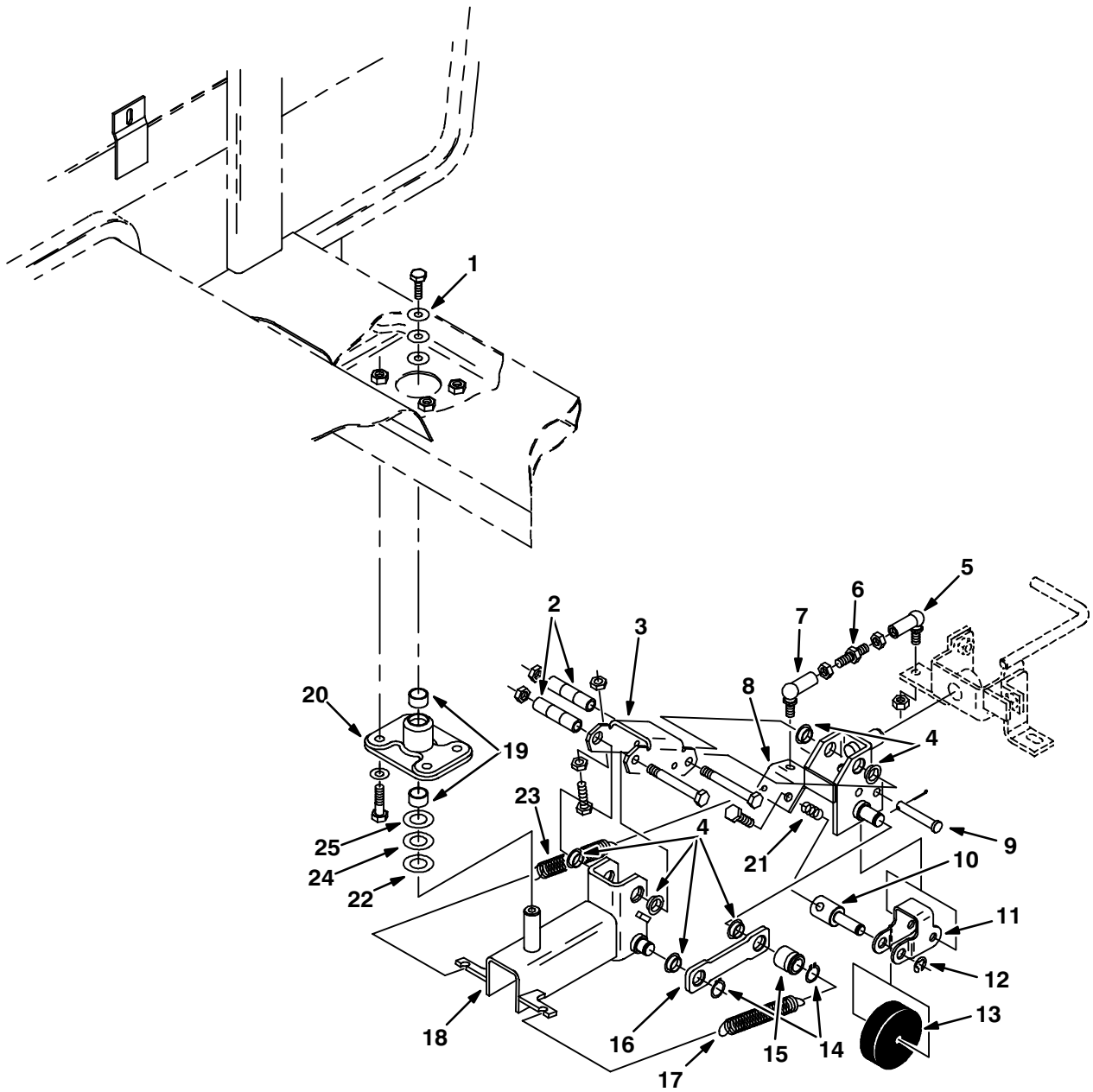
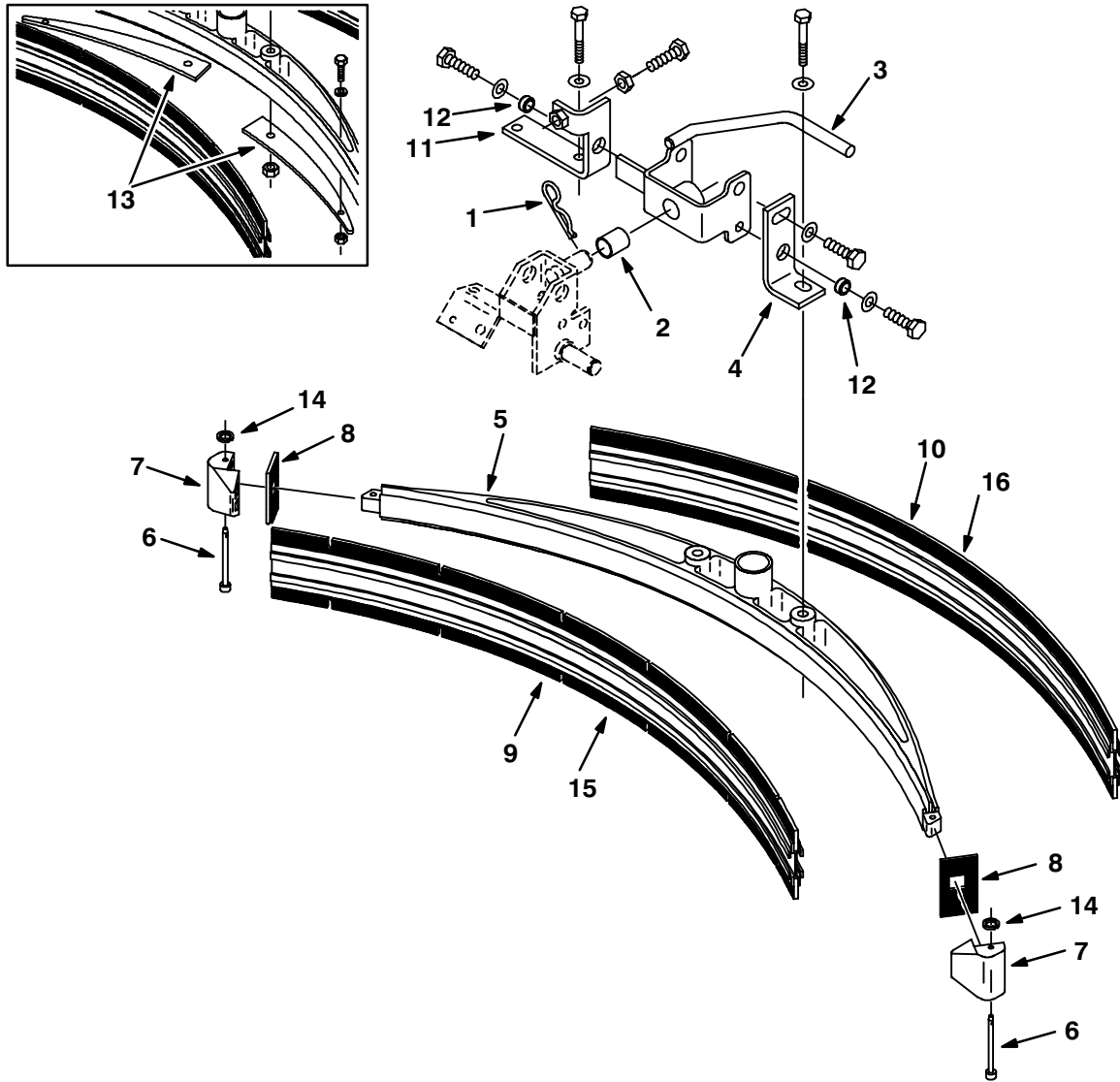


Fig. 18 – Rear Squeegee Link Group

Ref.	Tennant Part No.	Machine Serial Number	Description	Qty.
1	05624	(060000–	) Washer	1
2	05145	(060000–	) Sleeve, Squeegee Lift	2
3	33385	(060000–	) Bracket, Squeegee Lift	1
4	04843	(060000–	) Bearing, Flange	6
5	63282	(060000–	) Ball Joint, R.H.	1
6	24926	(060000–	) Stud, Adjustment	1
7	82962	(060000–	) Ball Joint, L.H.	1
8	33365	(060000–	) Bracket, Squeegee Lift	1
9	33355	(060000–	) Pin, Clevis	1
10	33379	(060000–	) Axle, Caster Adjustment	1
11	33499	(060000–	) Bracket, Caster	1
12	05284	(060000–	) Clip, Retainer	1
13	86800	(060000–	) Wheel	1
14	33373	(060000–	) Ring, Retainer	2
15	33358	(060000–	) Retainer, Spring	2
16	33371	(060000–	) Link, Connecting	1
17	33404	(060000–	) Spring, Tension	1
18	33390	(060000–	) Bracket, Squeegee, Pivot	1
19	64377	(060000–	) Bearing, Journal	2
20	05099	(060000–	) Flange, Squeegee Mounting	1
21	33498	(060000–	) Spring	1
22	64489	(060000–	) Washer	–
23	33372	(060000–	) Spring, Tension	1
24	40847–1	(060000–	) Shim	–
25	04846	(060000–	) Washer, Thrust	1

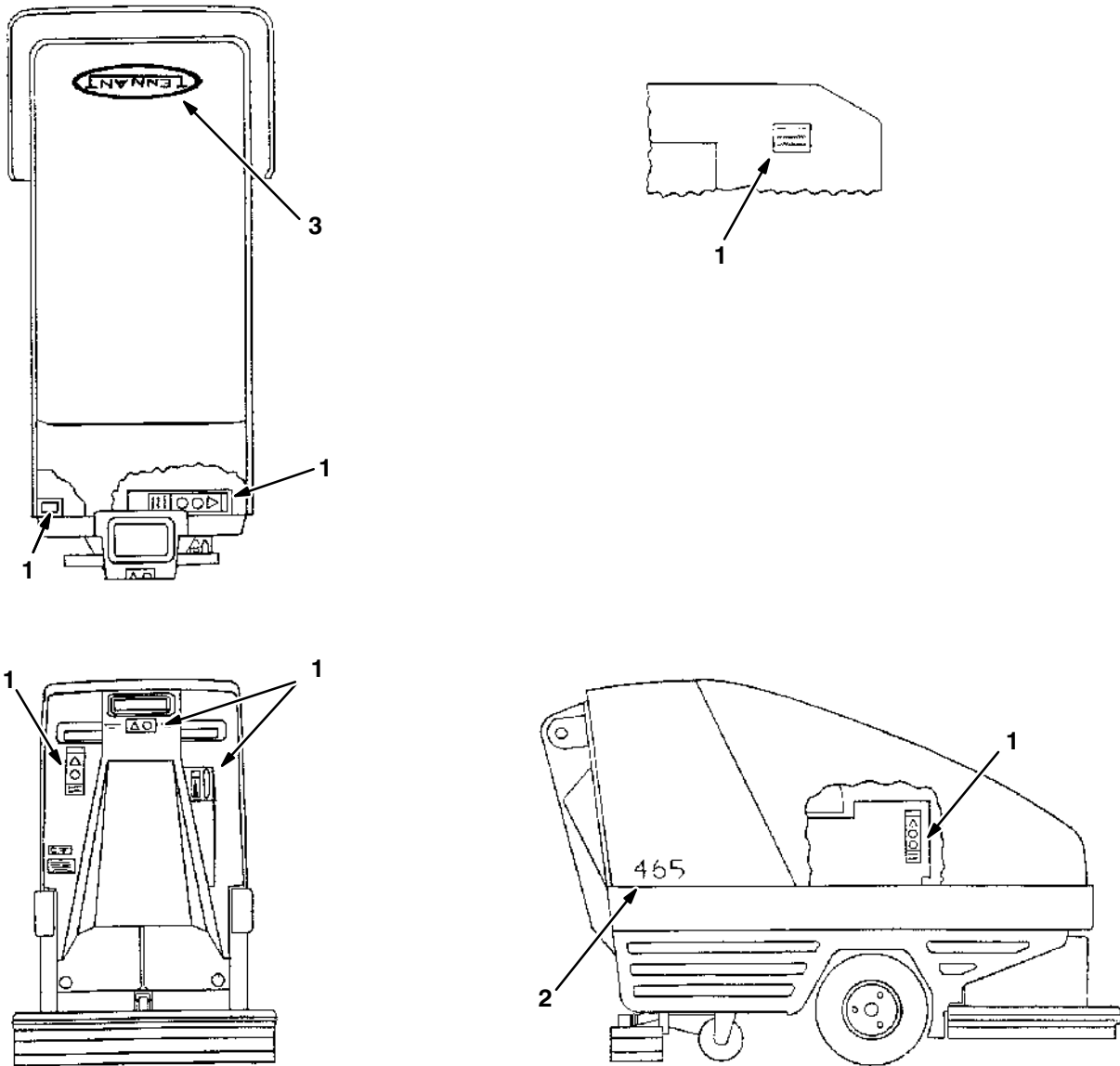
Fig. 19 – Rear Squeegee Group



06266/06296

Ref.	Tennant Part No.	Machine Serial Number	Description	Qty.	
1	55094	(060000– )	Pin, Hair Cotter	1	
2	04844	(060000– )	Bearing, Journal	1	
3	04816	(060000– )	Bracket, Squeegee Mounting	1	
4	04808	(060000– )	Bracket, Adjustment, L.H.	1	
5	65684	(060000– )	Body, Squeegee	1	
6	33403	(060000– )	Pin, Clevis	2	
7	04752	(060000– )	Bumper, Squeegee	2	
∇	33475	(060000– )	Squeegee Blade Kit	1	
▲	8	11283	(060000– )	Blade, Squeegee End	2
▲	9	33588	(060000– )	Squeegee Blade Assembly, Front	1
▲	10	33590	(060000– )	Squeegee Blade Assembly, Rear	1
	11	24919	(060000– )	Bracket, Adjustment, R.H.	1
	12	33369	(060000– )	Sleeve, Squeegee	2
	13	28501	(060000–xxxxxx)	Plate, Support (replaced by none)	2
	14	49708	(060000– )	Ring, Split	2
	15	78548	(060000– )	Squeegee Blade Assembly, Front, Urethane	1
	16	78549	(060000– )	Squeegee Blade Assembly, Rear, Urethane	1

Fig. 20 – Label Group

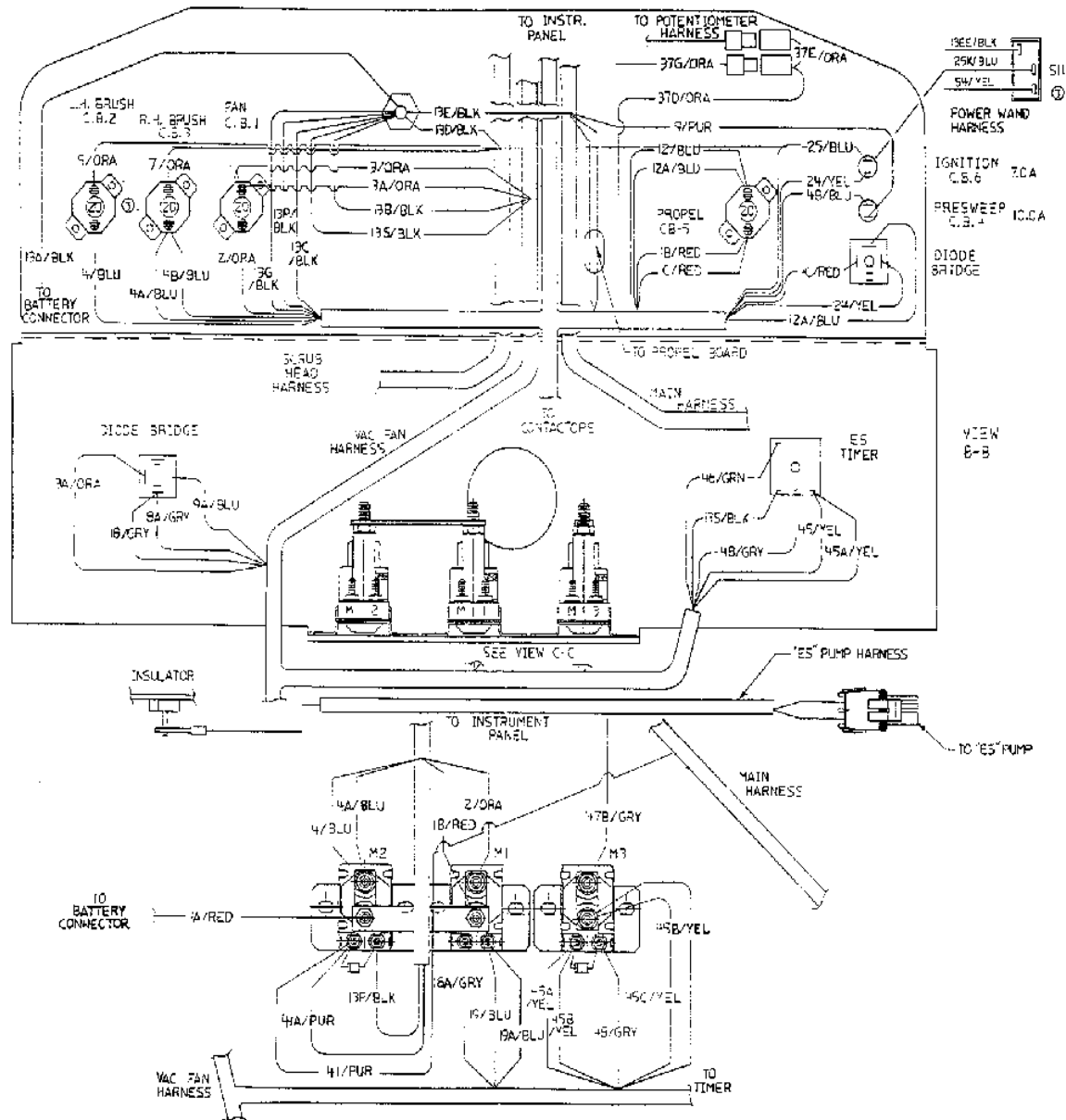


06267/05098

Ref.	Tennant Part No.	Machine Serial Number	Description	Qty.
1	11541	(060000–	) Label Set, Information and Hazard	1
2	28435	(060000–	) Label, Numerals, 490	2
3	09806	(060000–	) Label, TENNANT Logo, Blue	1



Fig. 21 – Wire Harness Group



06268/05209

Ref.	Tenant Part No.	Machine Serial Number	Description	Qty.
1	10940	(060000— )	Harness, Wire, Main	1
2	10938	(060000— )	Harness, Wire, Instrument Panel	1
3	28348	(060000— )	Harness, Wire, Vacuum Fan	1
4	10939	(060000— )	Harness, Wire, Scrub Head	1
5	65696	(060000— )	Harness, Wire, Switch	1

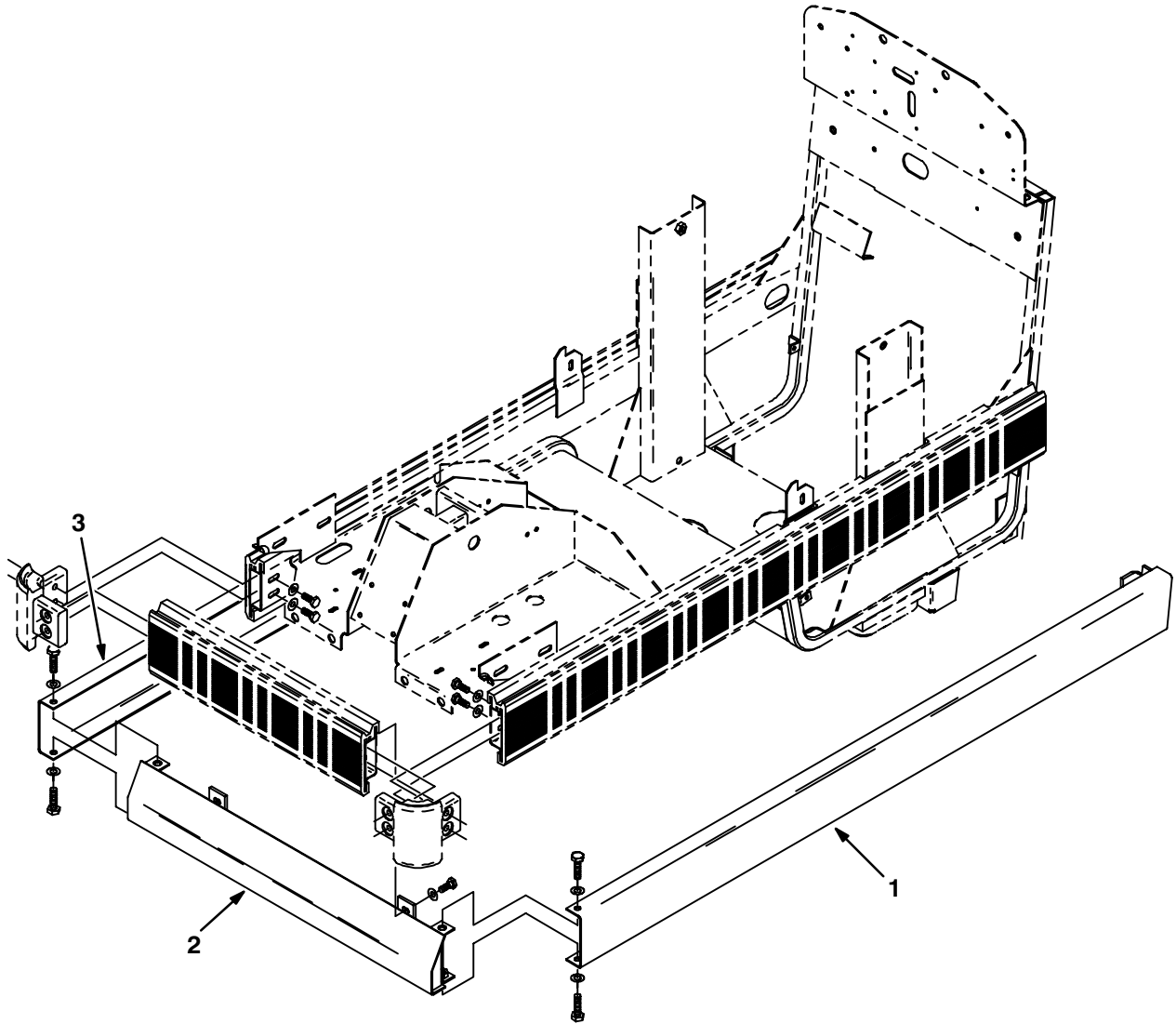


**SECTION 10**

**CONTENTS**

	Page
Fig. 1 – Heavy Duty Bumper Kit, 465 .....	10-2
Fig. 2 – Heavy Duty Bumper Kit, 465 .....	10-3
Fig. 3 – Heavy Duty Bumper Kit, 480 .....	10-4
Fig. 4 – Heavy Duty Bumper Kit, 480 .....	10-5
Fig. 5 – Heavy Duty Bumper Kit, 490 .....	10-6
Fig. 6 – Demo Group, 465 .....	10-7
Fig. 7 – Demo Group, 480 .....	10-8
Fig. 8 – Demo Group, 490 .....	10-9
Fig. 9 – Vacuum Wand Kit .....	10-10
Fig. 10 – Pre-Sweep™ Mounting Group, 465 .....	10-12
Fig. 11 – Pre-Sweep™ Mounting Group, 480 .....	10-13
Fig. 12 – Pre-Sweep™ Drive Group, 465 .....	10-14
Fig. 13 – Pre-Sweep™ Drive Group, 480 .....	10-16
Fig. 14 – Pre-Sweep™ Frame Group, 465 .....	10-18
Fig. 15 – Pre-Sweep™ Frame Group, 480 .....	10-20
Fig. 16 – Extended Scrub Group, 465 .....	10-22
Fig. 17 – Extended Scrub Group, 480 .....	10-24
Fig. 18 – Extended Scrub Group, 490 .....	10-26
Fig. 19 – Extended Scrub Electrical Group .....	10-28
Fig. 20 – Single Parking Brake Group .....	10-30
Fig. 21 – GS Group, 465 .....	10-32
Fig. 22 – GS Group, 480 .....	10-34
Fig. 23 – Battery Charger Group, 60 Hz (220 Ah batteries) .....	10-36
Fig. 24 – Battery Charger Group, 50 Hz (220 Ah batteries) .....	10-37
Fig. 25 – Battery Charger Group, 40A, 36V, 50 Hz (305 Ah batteries) .....	10-38
Fig. 26 – Battery Charger Group, 36A, 36V, 115V (305 Ah batteries) .....	10-39
Fig. 27 – Battery Charger Group, 60 Hz (220 Ah batteries) .....	10-40
Fig. 28 – Battery Charger Group, 50 Hz, 230V (220 Ah batteries) .....	10-41
Fig. 29 – Battery Charger Group, 50 Hz, 245V (220 Ah batteries) .....	10-41
Fig. 30 – Battery Charger Group, 60 Hz (305 Ah batteries) .....	10-42
Fig. 31 – Battery Charger Group, 50 Hz (305 Ah batteries) .....	10-43
Fig. 32 – Heavy Duty Battery Kit, Wet, 480 .....	10-44
Fig. 33 – Heavy Duty Battery Kit, Dry, 480 .....	10-45
Fig. 34 – Battery Tray Group, 465 .....	10-46
Fig. 35 – Battery Tray Group, 480, 490 .....	10-47
Fig. 36 – Heavy Duty Battery Tray Group, 480, 490 .....	10-48
Fig. 37 – Wheel Cover Group .....	10-49
Fig. 38 – Foam Filled Tire Group .....	10-50
Fig. 39 – Power Wand Hose Assembly .....	10-51
Fig. 40 – Power Wand Assembly .....	10-52
Fig. 41 – Power Wand Pump and Electrical Group .....	10-54
Fig. 42 – Power Wand Mount Group .....	10-56

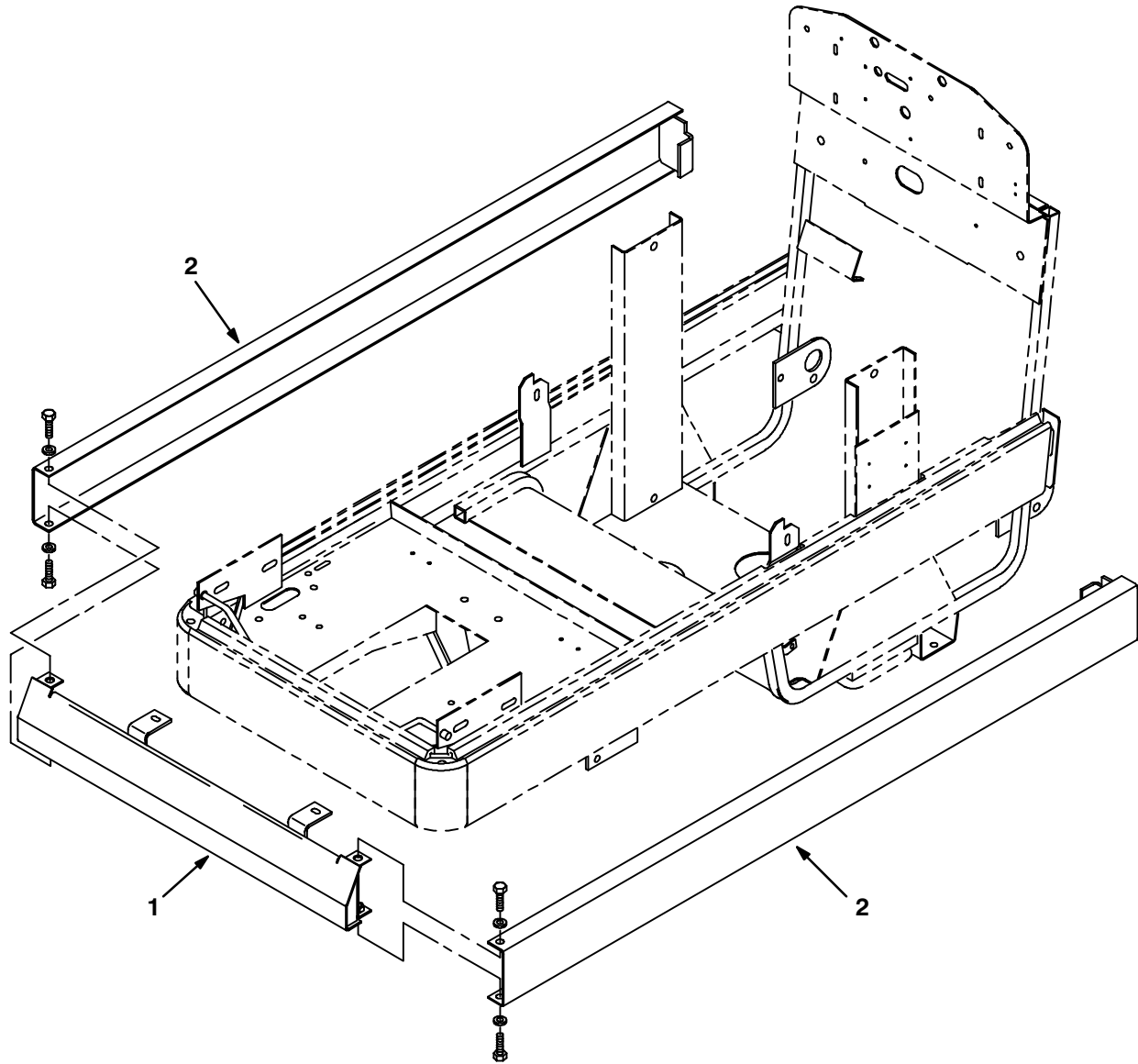
**Fig. 1 – Heavy Duty Bumper Kit, 465**



05078/04209

Ref.	Tennant Part No.	Machine Serial Number	Description	Qty.
▽	05650	(010000–010961 )	Heavy Duty Bumper Kit	1
▲	1 11647	(010000–010961 )	Bumper, Heavy Duty, L.H.	1
▲	2 11643	(010000–010961 )	Bumper, Front	1
▲	3 11648	(010000–010961 )	Bumper, Heavy Duty, R.H.	1

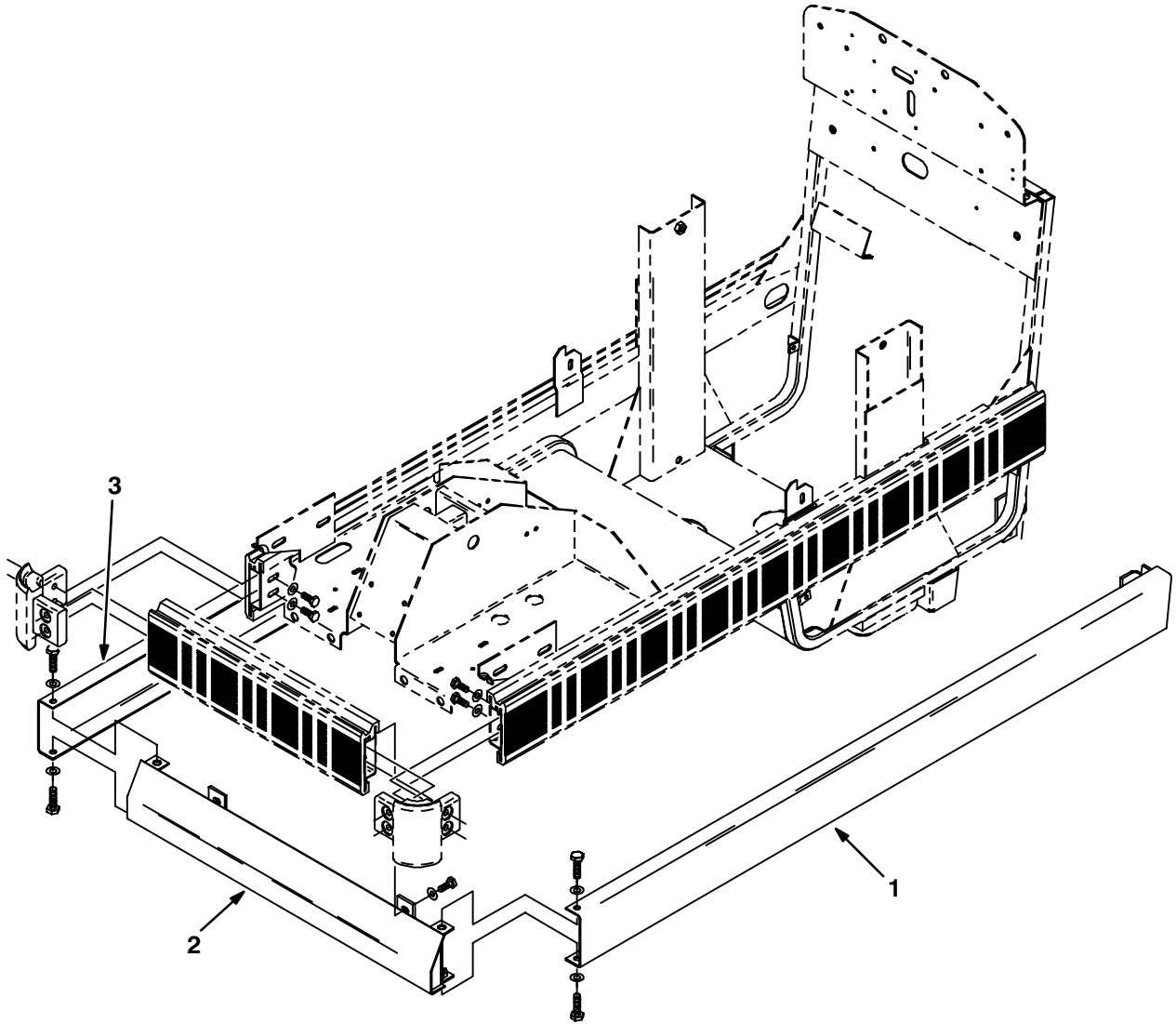
Fig. 2 – Heavy Duty Bumper Kit, 465



06148/06152

	Ref.	Tennant Part No.	Machine Serial Number	Description	Qty.
▽		24836	(010962– )	Heavy Duty Bumper Kit	1
▲	1	24801	(010962– )	Bumper, Front	1
▲	2	24942	(010962– )	Bumper, Side Channel	2

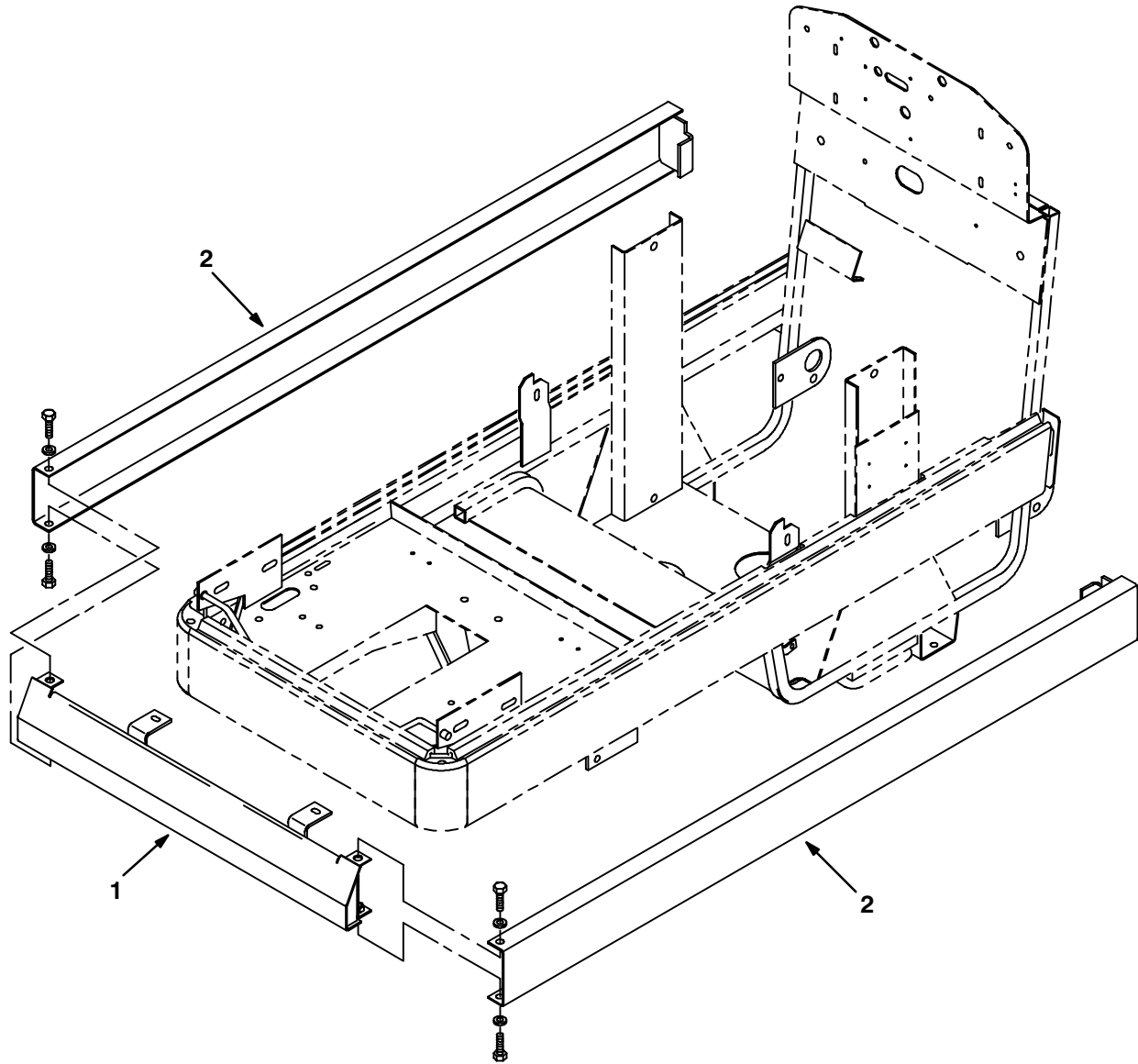
**Fig. 3 – Heavy Duty Bumper Kit, 480**



05079/04209

Ref.	Tennant Part No.	Machine Serial Number	Description	Qty.
▽	11467	(020000–021045 )	Heavy Duty Bumper Kit	1
▲	1 11647	(020000–021045 )	Bumper, Heavy Duty, L.H.	1
▲	2 11644	(020000–021045 )	Bumper, Front	1
▲	3 11648	(020000–021045 )	Bumper, Heavy Duty, R.H.	1

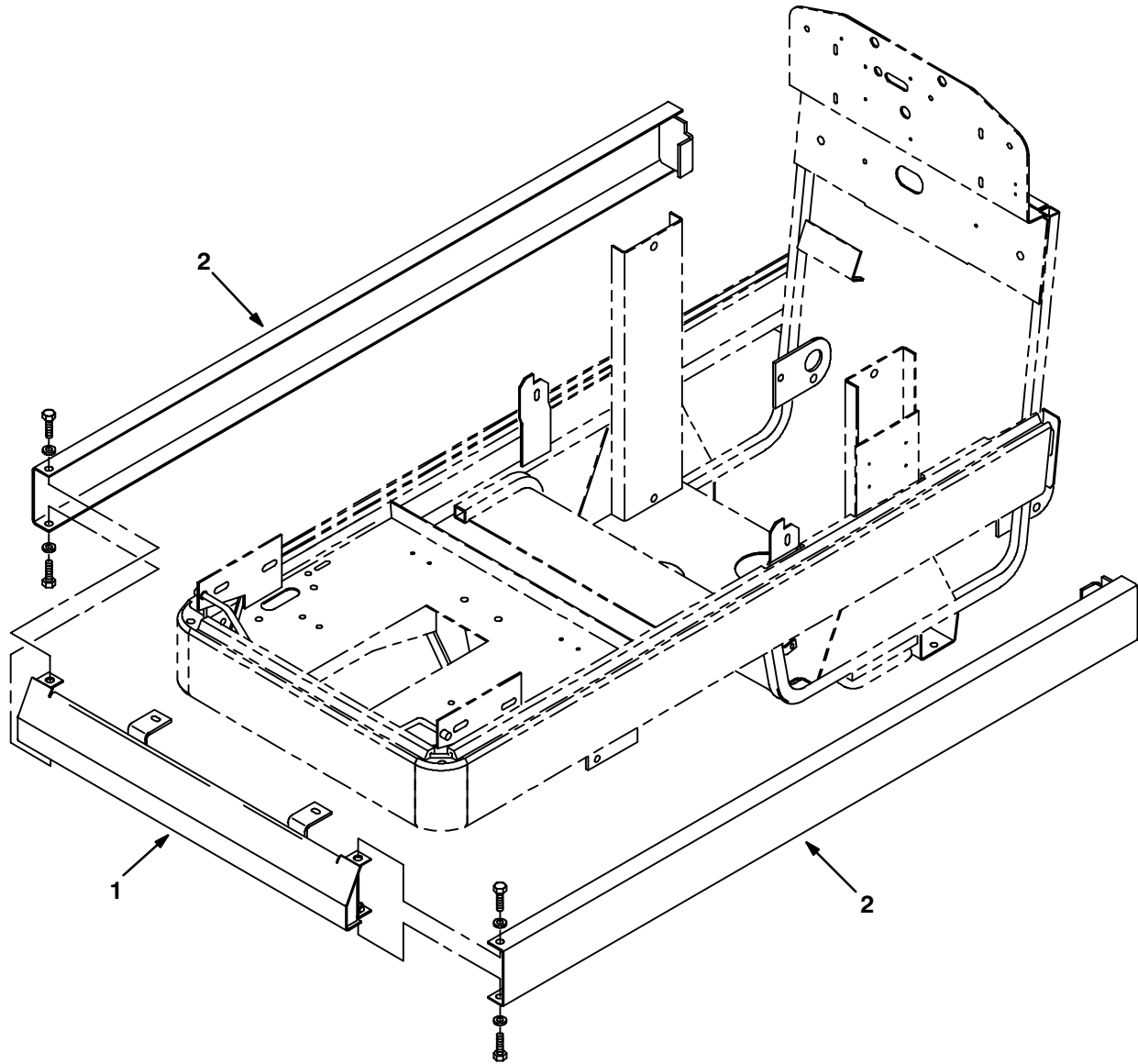
Fig. 4 – Heavy Duty Bumper Kit, 480



06149/06152

Ref.	Tennant Part No.	Machine Serial Number	Description	Qty.
▽	24837	(021046– )	Heavy Duty Bumper Kit	1
▲ 1	24798	(021046– )	Bumper, Front	1
▲ 2	24942	(021046– )	Bumper, Side Channel	2

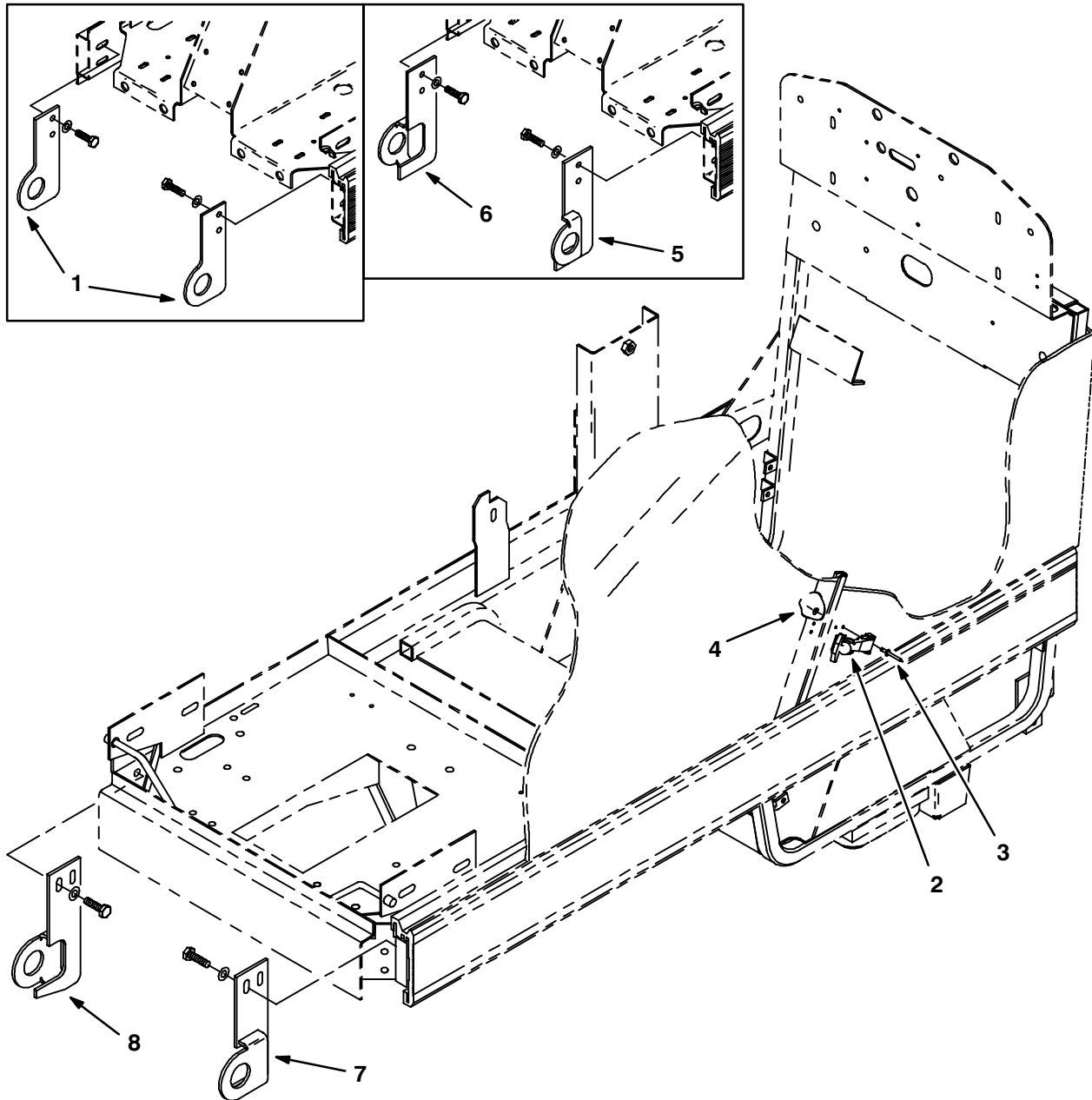
**Fig. 5 – Heavy Duty Bumper Kit, 490**



06302/06152

	Ref.	Tennant Part No.	Machine Serial Number	Description	Qty.
▽		24837	(060000–	) Heavy Duty Bumper Kit	1
▲	1	24798	(060000–	) Bumper, Front	1
▲	2	24942	(060000–	) Bumper, Side Channel	2

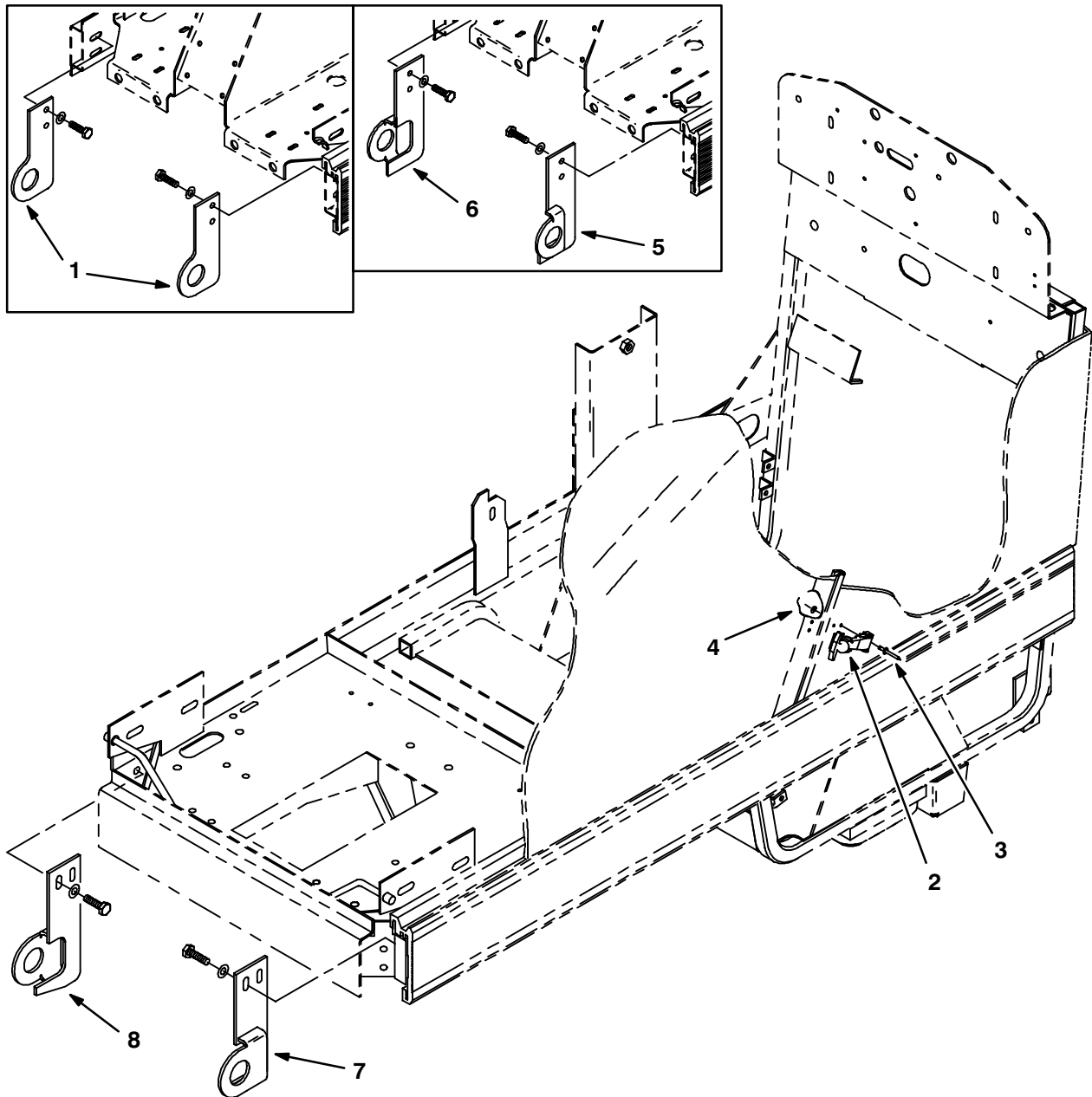
Fig. 6 – Demo Group, 465



06154/05077

Ref.	Tennant Part No.	Machine Serial Number	Description	Qty.
1	33497	(010000–010559 )	Bracket Kit, Tie Down	1
2	11636	(010000– )	Latch, Flexible Draw	2
3	08875	(010000– )	Rivet, Pop	8
4	02892	(010000– )	Washer	8
5	28356	(010560–010961 )	Plate, Tie Down, L.H.	1
6	28357	(010560–010961 )	Plate, Tie Down, R.H.	1
7	33530	(010962– )	Plate, Cover Mount, L.H.	1
8	33531	(010962– )	Plate, Cover Mount, R.H.	1

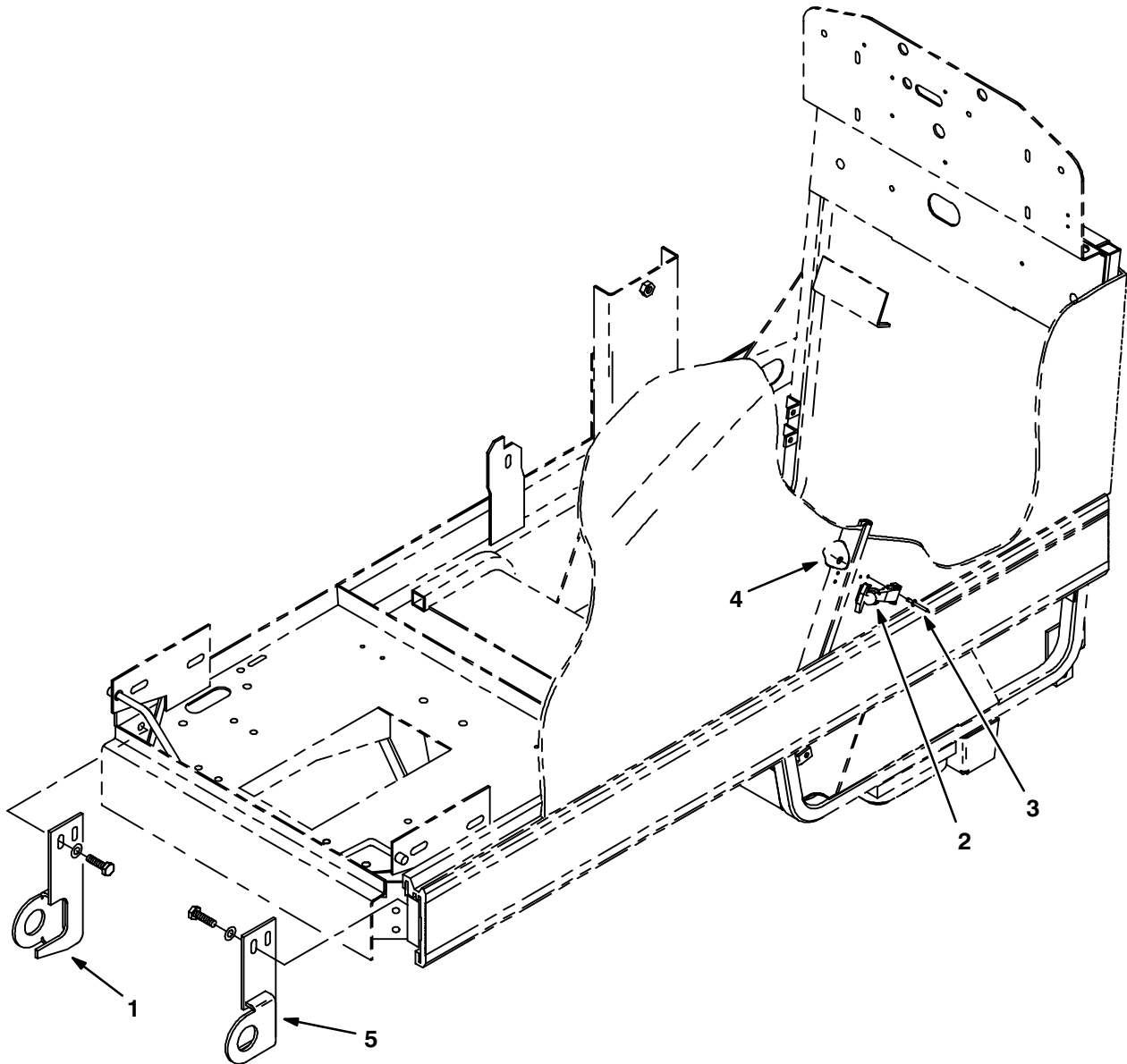
**Fig. 7 – Demo Group, 480**



06155/05077

Ref.	Tennant Part No.	Machine Serial Number	Description	Qty.
1	33497	(020000–020585 )	Bracket Kit, Tie Down	1
2	11636	(020000– )	Latch, Flexible Draw	2
3	08875	(020000– )	Rivet, Pop	8
4	02892	(020000– )	Washer	8
5	28356	(020586–021045 )	Plate, Tie Down, L.H.	1
6	28357	(020586–021045 )	Plate, Tie Down, R.H.	1
7	33530	(021046– )	Plate, Cover Mount, L.H.	1
8	33531	(021046– )	Plate, Cover Mount, R.H.	1

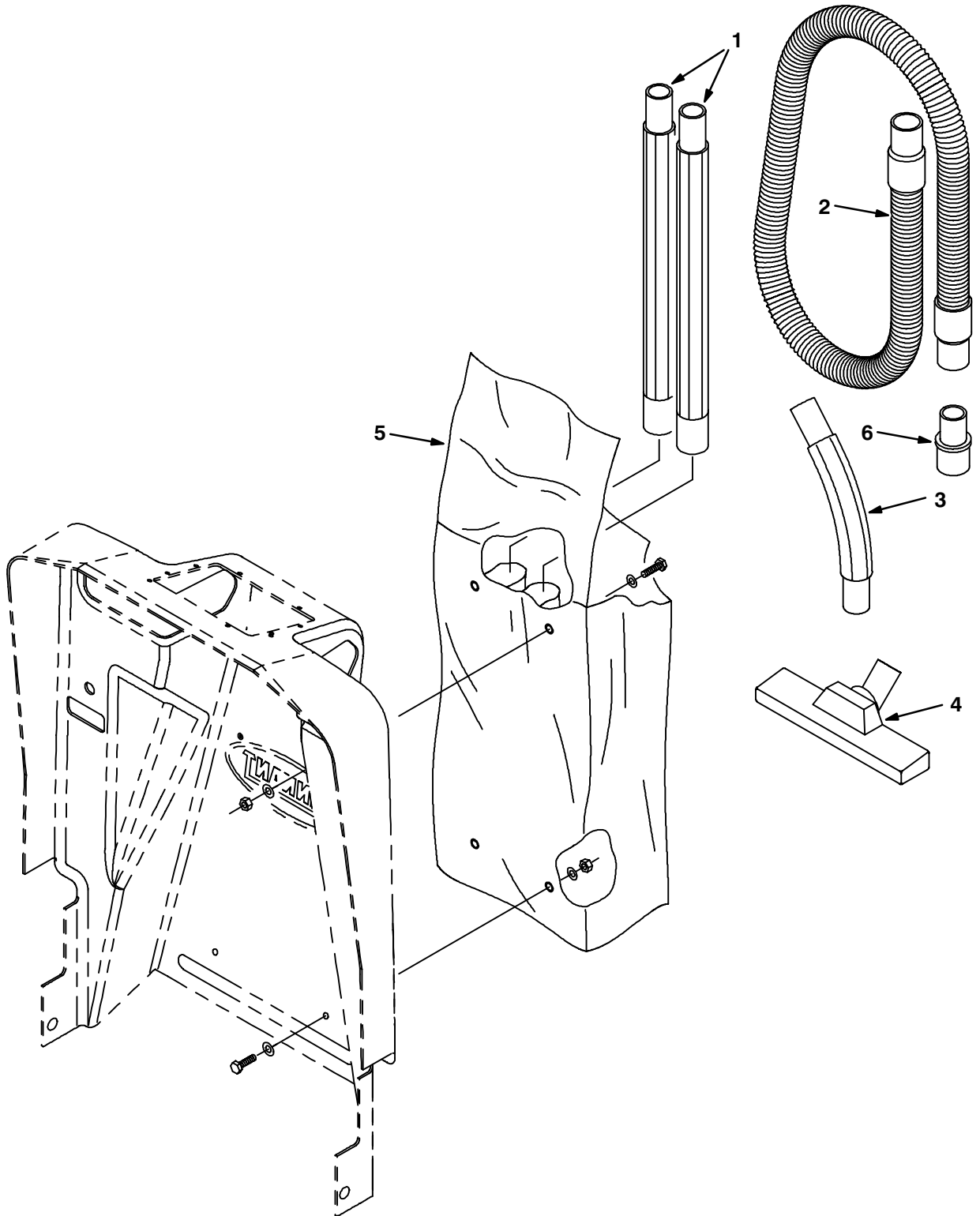
Fig. 8 – Demo Group, 490



06304/05077

Ref.	Tennant Part No.	Machine Serial Number	Description	Qty.
1	28584	(060000— )	Plate, Cover Mount, R.H.	1
2	11636	(060000— )	Latch, Flexible Draw	2
3	82457	(060000— )	Rivet, Pop	8
4	02892	(060000— )	Washer	8
5	28583	(060000— )	Plate, Cover Mount, L.H.	1

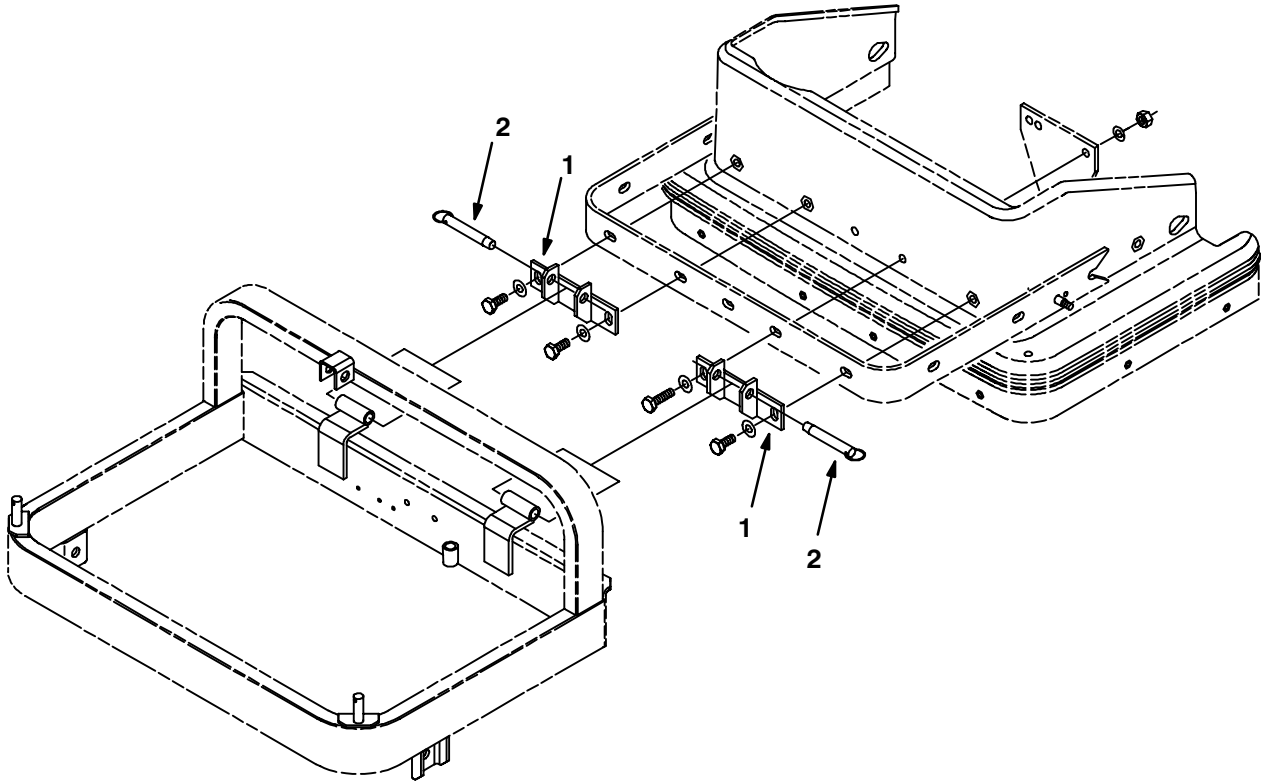
Fig. 9 – Vacuum Wand Kit



**Fig. 9 – Vacuum Wand Kit**

	<b>Ref.</b>	<b>Tennant Part No.</b>	<b>Machine Serial Number</b>	<b>Description</b>	<b>Qty.</b>
▽		11667	(000000–	) Wand Kit, Vacuum	1
▲	1	05579	(000000–	) Wand, Vacuum	2
▲	2	05594	(000000–	) Hose Assembly, Vacuum Wand	1
▲	3	05584	(000000–	) Hose End, Curved	1
▲	4	05578	(000000–	) Nozzle, Vacuum Wand	1
▲	5	65580	(000000–	) Bag, Power Wand	1
▲	6	04701	(000000–	) Fitting, Reducer	1

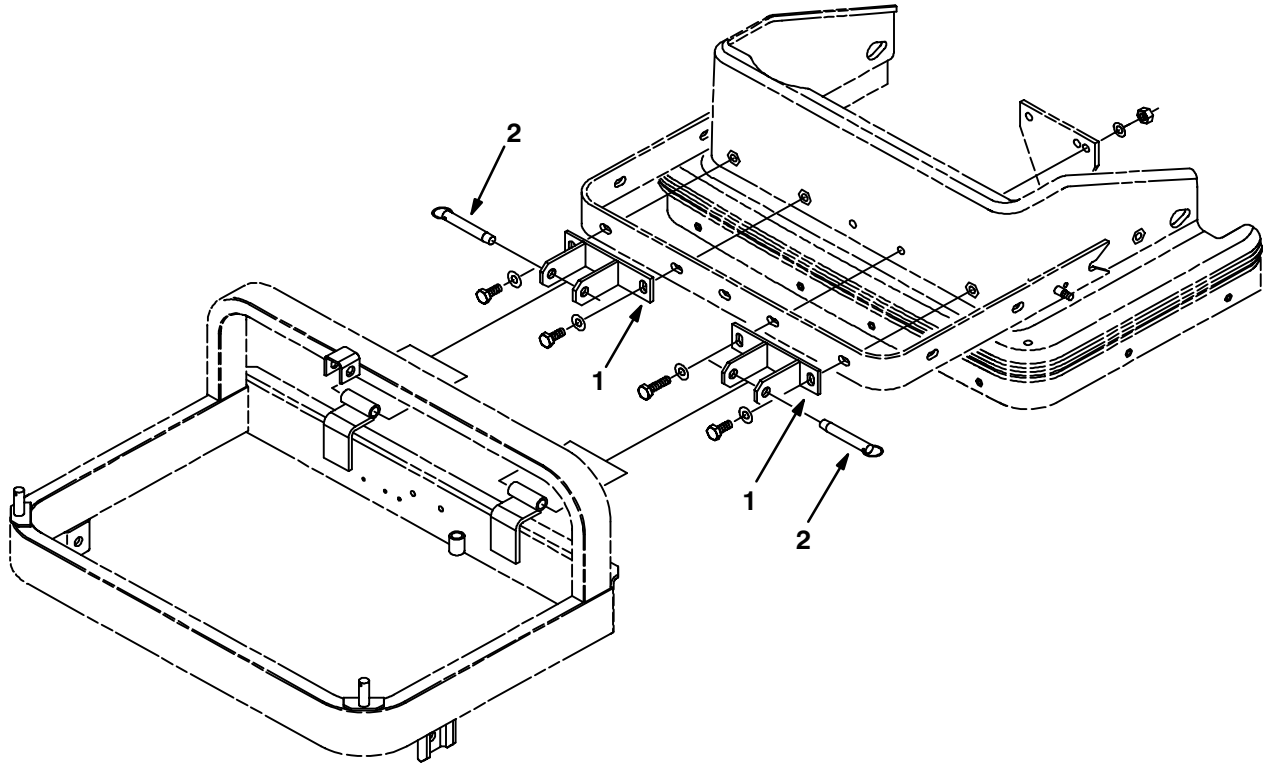
**Fig. 10 – Pre-Sweep™ Mounting Group, 465**



04213/04213

Ref.	Tennant Part No.	Machine Serial Number	Description	Qty.
1	11480	(000000– )	Bracket, Pivot Mounting	2
2	10985	(000000– )	Pin, Hitch	2

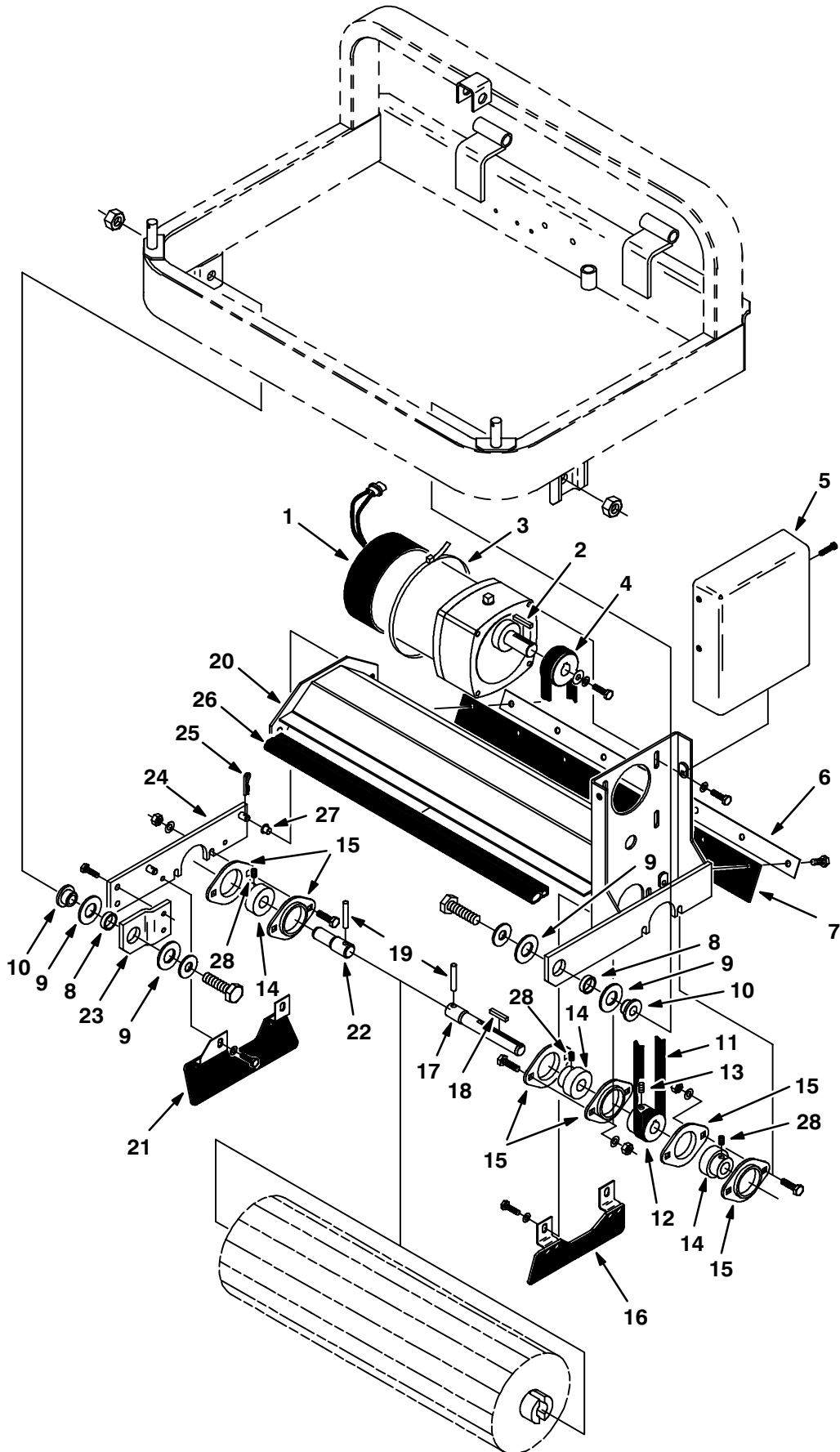
Fig. 11 – Pre-Sweep™ Mounting Group, 480



04214/04214

Ref.	Tennant Part No.	Machine Serial Number	Description	Qty.
1	05795	(000000– )	Bracket, Pivot Mounting	2
2	10985	(000000– )	Pin, Hitch	2

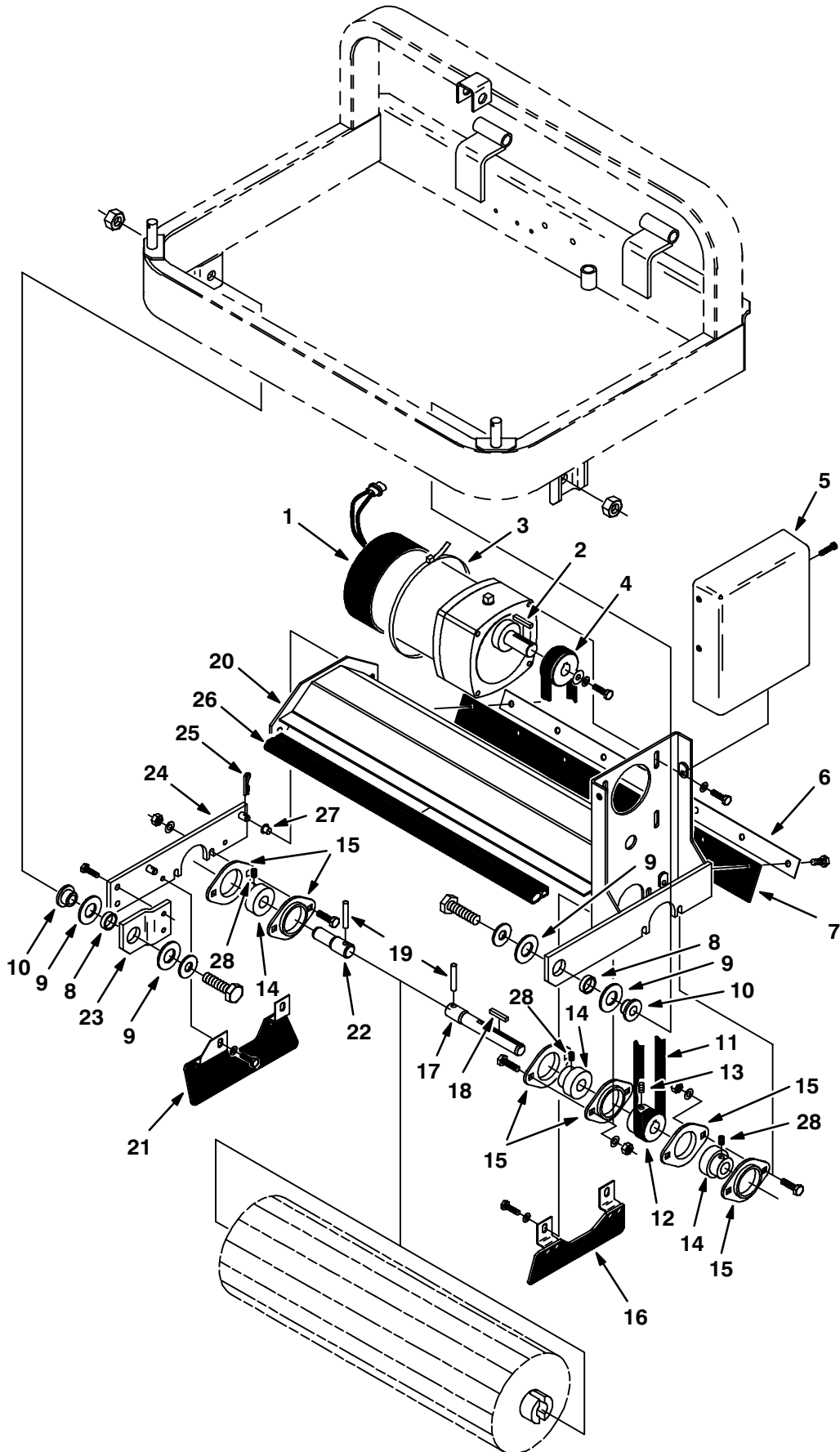
Fig. 12 – Pre-Sweep™ Drive Group, 465



**Fig. 12 – Pre-Sweep™ Drive Group, 465**

Ref.	Tennant Part No.	Machine Serial Number	Description	Qty.
1	04656	(000000– )	Motor, Electric (See Breakdowns)	1
2	00911	(000000– )	Key, Square	1
3	44961	(000000– )	Tie, Cable	1
4	04620	(000000– )	Sheave	1
5	04707	(000000– )	Cover, Belt	1
6	11239	(000000– )	Retainer, Recirculation Flap	1
7	11238	(000000– )	Flap, Recirculation	1
8	04710	(000000– )	Bearing	2
9	76979	(000000– )	Bearing, Thrust	4
10	04632	(000000– )	Bushing, Shoulder	2
11	04618	(000000– )	Belt, Multi-V	1
12	04619	(000000– )	Sheave	1
13	09162	(000000– )	Screw, Nylon Lock Set, M6	1
14	48635	(000000– )	Bearing and Collar	3
15	48636	(000000– )	Flange, Bearing	6
16	11213	(000000– )	Skirt Assembly, L.H.	1
17	04629	(000000– )	Shaft, Drive	1
18	00913	(000000– )	Key, Square	1
19	26315	(000000– )	Pin, Roll	2
20	11236	(000000– )	Housing, Brush	1
21	11214	(000000– )	Skirt Assembly, R.H.	1
22	04630	(000000– )	Shaft, Idler	1
23	04645	(000000– )	Arm, Front Brush, R.H.	1
24	04642	(000000– )	Arm, Brush, R.H.	1
25	86866	(000000– )	Pin, Hair Cotter	1
26	11241	(000000– )	Seal, Hopper	1
27	11747	(000000– )	Bearing, Nylon	2
57496	28 <del>57497</del>	(000000– )	Screw, Set	3

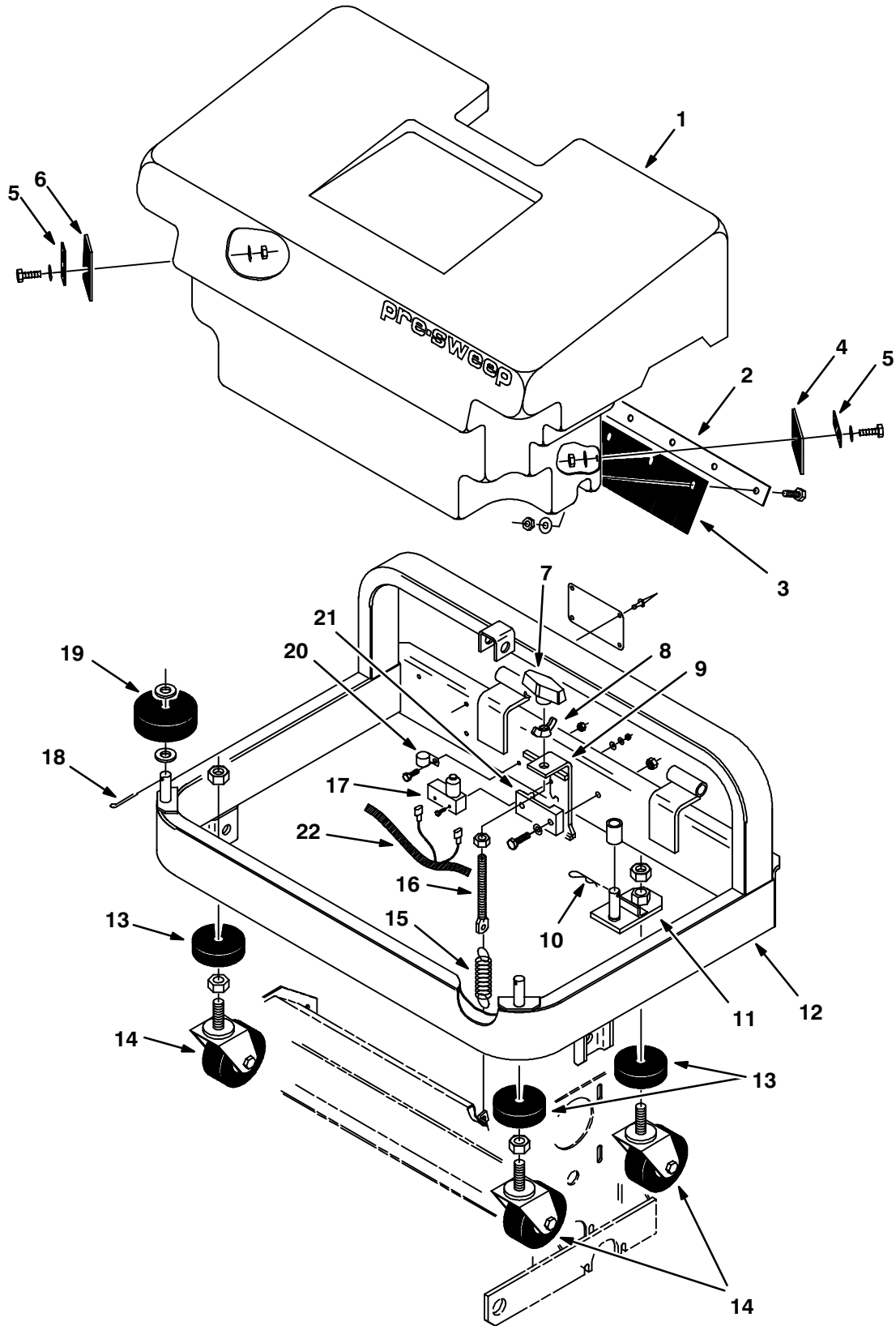
Fig. 13 – Pre-Sweep™ Drive Group, 480



**Fig. 13 – Pre-Sweep™ Drive Group, 480**

<b>Ref.</b>	<b>Tennant Part No.</b>	<b>Machine Serial Number</b>	<b>Description</b>	<b>Qty.</b>
1	04656	(000000– )	Motor, Electric, 480 (See Breakdowns)	1
1	27851	(000000– )	Motor, Electric, 480EE (See Breakdowns)	1
2	00911	(000000– )	Key, Square	1
3	44961	(000000– )	Tie, Cable	1
4	04620	(000000– )	Sheave	1
5	04707	(000000– )	Cover, Belt	1
6	04745	(000000– )	Retainer, Recirculation Flap	1
7	04713	(000000– )	Flap, Recirculation	1
8	04710	(000000– )	Bearing	2
9	76979	(000000– )	Bearing, Thrust	4
10	04632	(000000– )	Bushing, Shoulder	2
11	04618	(000000– )	Belt, Multi-V	1
12	04619	(000000– )	Sheave	1
13	09162	(000000– )	Screw, Nylon Lock Set, M6	1
14	48635	(000000– )	Bearing and Collar	3
15	48636	(000000– )	Flange, Bearing	6
16	11213	(000000– )	Skirt Assembly, L.H.	1
17	04629	(000000– )	Shaft, Drive	1
18	00913	(000000– )	Key, Square	1
19	26315	(000000– )	Pin, Roll	2
20	04636	(000000– )	Housing, Brush	1
21	11214	(000000– )	Skirt Assembly, R.H.	1
22	04630	(000000– )	Shaft, Idler	1
23	04645	(000000– )	Arm, Front Brush, R.H.	1
24	04642	(000000– )	Arm, Brush, R.H.	1
25	86866	(000000– )	Pin, Hair Cotter	1
26	04664	(000000– )	Seal, Hopper	1
27	11747	(000000– )	Bearing, Nylon	2
28	57497	(000000– )	Screw, Set	3

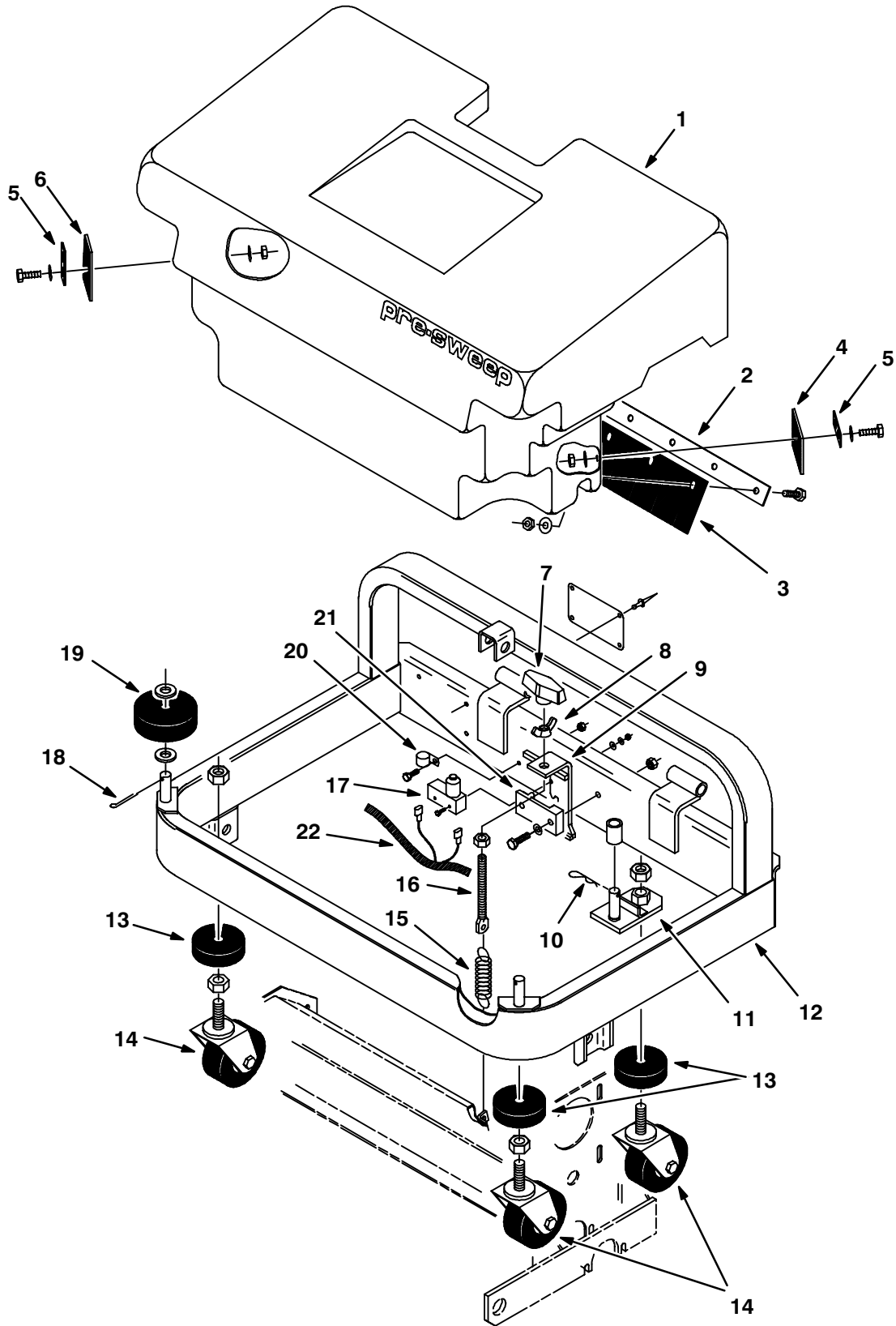
Fig. 14 – Pre-Sweep™ Frame Group, 465



**Fig. 14 – Pre-Sweep™ Frame Group, 465**

<b>Ref.</b>	<b>Tennant Part No.</b>	<b>Machine Serial Number</b>	<b>Description</b>	<b>Qty.</b>
1	11149	(000000–	) Hopper, Pre-Sweep™	1
2	11243	(000000–	) Strip, Retainer	1
3	11242	(000000–	) Skirt, Hopper Slit	1
4	06211	(000000–	) Skirt, Hopper, L.H.	1
5	06213	(000000–	) Retainer, Hopper Skirt	2
6	05621	(000000–	) Skirt, Hopper, R.H.	1
7	04706	(000000–	) Handle, Brush Lift	1
8	39273	(000000–	) Nut, Wing	1
9	10970	(000000–	) Bracket, Brush Lift	1
10	02942	(000000–	) Pin, Hair Cotter	1
11	11580	(000000–	) Plate, Caster	1
12	11235	(000000–	) Frame, Pre-Sweep™	1
13	75968	(000000–	) Seal, Bearing	3
14	75977	(000000–	) Caster, Swivel	3
15	04665	(000000–	) Spring, Tension	1
16	04637	(000000–	) Screw, Adjust	1
17	10982	(000000–	) Switch, Micro, SPDT	1
18	08182	(000000–	) Pin, Cotter	2
19	86800	(000000–	) Wheel	2
20	26395–2	(000000–	) Clamp, Cable	1
21	10976	(000000–	) Block, Brush Lift Mounting	1
22	10983	(000000–	) Harness, Pre-Sweep™	1

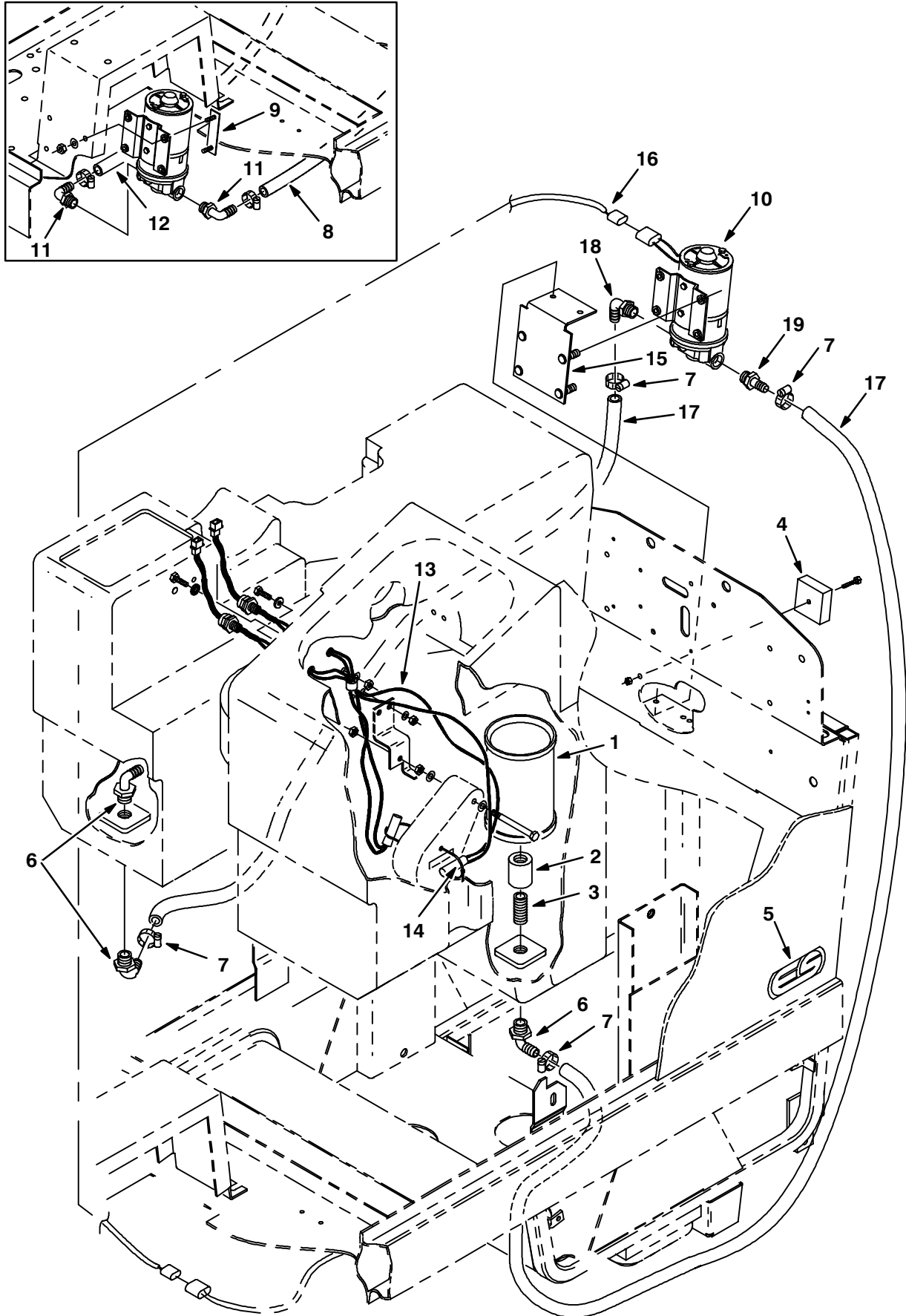
Fig. 15 – Pre-Sweep™ Frame Group, 480



**Fig. 15 – Pre-Sweep™ Frame Group, 480**

<b>Ref.</b>	<b>Tennant Part No.</b>	<b>Machine Serial Number</b>	<b>Description</b>	<b>Qty.</b>
1	04625	(000000–	) Hopper, Pre-Sweep™	1
2	04641	(000000–	) Strip, Retainer	1
3	04640	(000000–	) Skirt, Hopper Slit	1
4	06211	(000000–	) Skirt, Hopper, L.H.	1
5	06213	(000000–	) Retainer, Hopper Skirt	2
6	05621	(000000–	) Skirt, Hopper, R.H.	1
7	04706	(000000–	) Handle, Brush Lift	1
8	39273	(000000–	) Nut, Wing	1
9	10970	(000000–	) Bracket, Brush Lift	1
10	02942	(000000–	) Pin, Hair Cotter	1
11	11580	(000000–	) Plate, Caster	1
12	04644	(000000–	) Frame, Pre-Sweep™	1
13	75968	(000000–	) Seal, Bearing	3
14	75977	(000000–	) Caster, Swivel	3
15	04665	(000000–	) Spring, Tension	1
16	04637	(000000–	) Screw, Adjust	1
17	10982	(000000–	) Switch, Micro, SPDT	1
18	08182	(000000–	) Pin, Cotter	2
19	86800	(000000–	) Wheel	2
20	26395–2	(000000–	) Clamp, Cable	1
21	10976	(000000–	) Block, Brush Lift Mounting	1
22	10983	(000000–	) Harness, Pre-Sweep™, 480	1
22	27820	(000000–	) Harness, Pre-Sweep™, 480EE	1

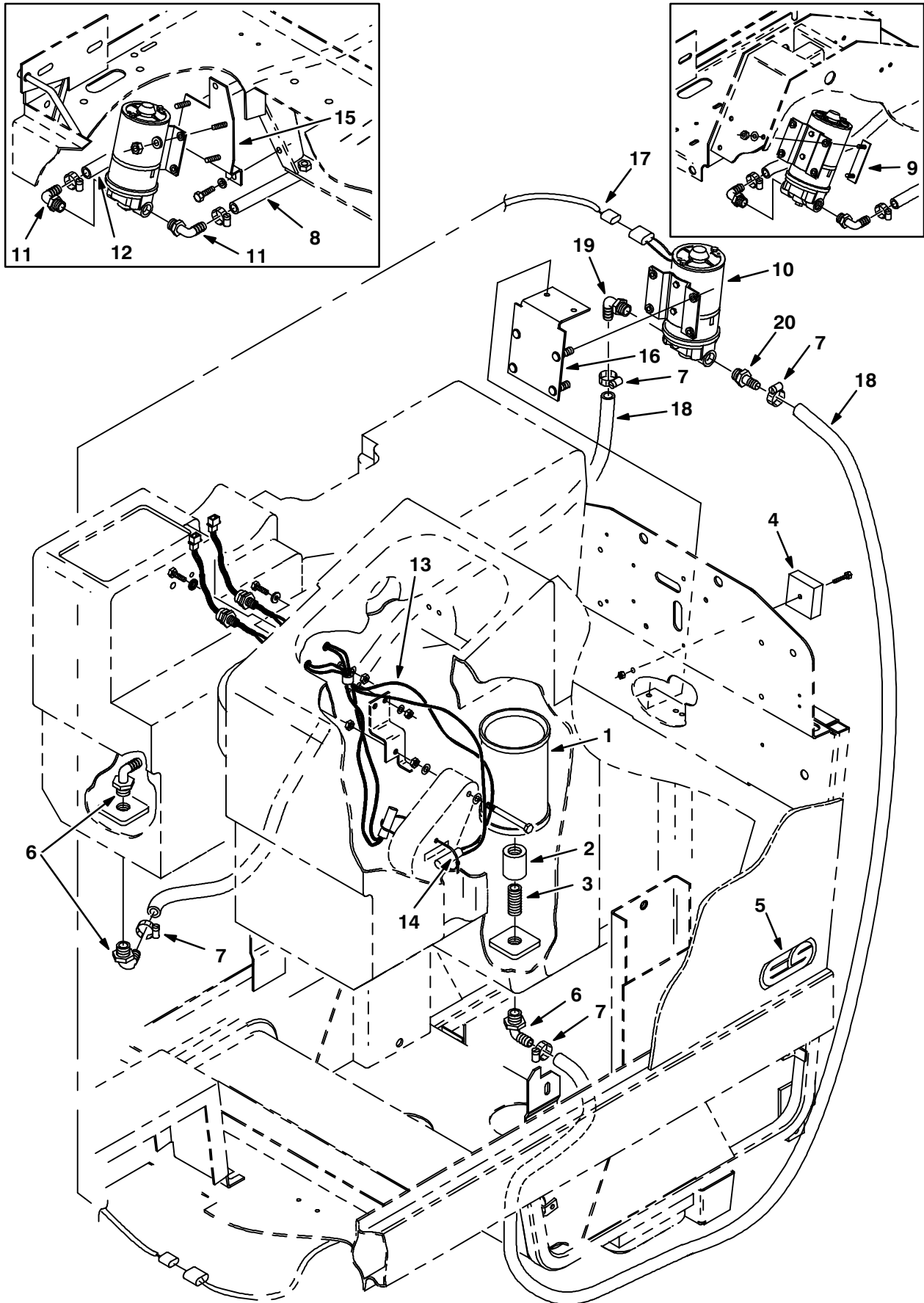
Fig. 16 – Extended Scrub Group, 465



**Fig. 16 – Extended Scrub Group, 465**

<b>Ref.</b>	<b>Tennant Part No.</b>	<b>Machine Serial Number</b>	<b>Description</b>	<b>Qty.</b>
1	41304	(010000–	) Screen, Double Cylinder Solution	1
2	05134	(010000–	) Fitting, Coupling	1
3	69784	(010000–	) Fitting, Nipple	1
4	10968	(010000–	) Timer, ES™	1
5	14715	(010000–	) Label, ES™ Logo	2
6	63244–3	(010000–	) Fitting, Barbed Elbow	3
7	54333	(010000–	) Clamp, Worm Drive	4
8	05713	(010000–013431	) Hose, PVC	1
9	04740	(010000–013431	) Plate, Pump Mounting	2
10	10916	(010000–	) Pump, Water (See Breakdowns)	1
11	64778	(010000–013431	) Fitting, Barbed Elbow	2
12	05716	(010000–013431	) Hose, Vinyl	1
13	10935	(010000–010640	) Mercury Switch Assembly	1
13	28346	(010641–	) Mercury Switch Assembly	1
14	49266	(010000–	) Tie, Cable	2
15	65698	(013432–	) Bracket, Water Pump	1
16	65718	(013432–	) Wire Harness, 465	1
17	65713	(013432–	) Hose, PVC	2
18	64778	(013432–	) Fitting, Barbed Elbow	1
19	64743	(013432–	) Fitting, Barbed Straight	1

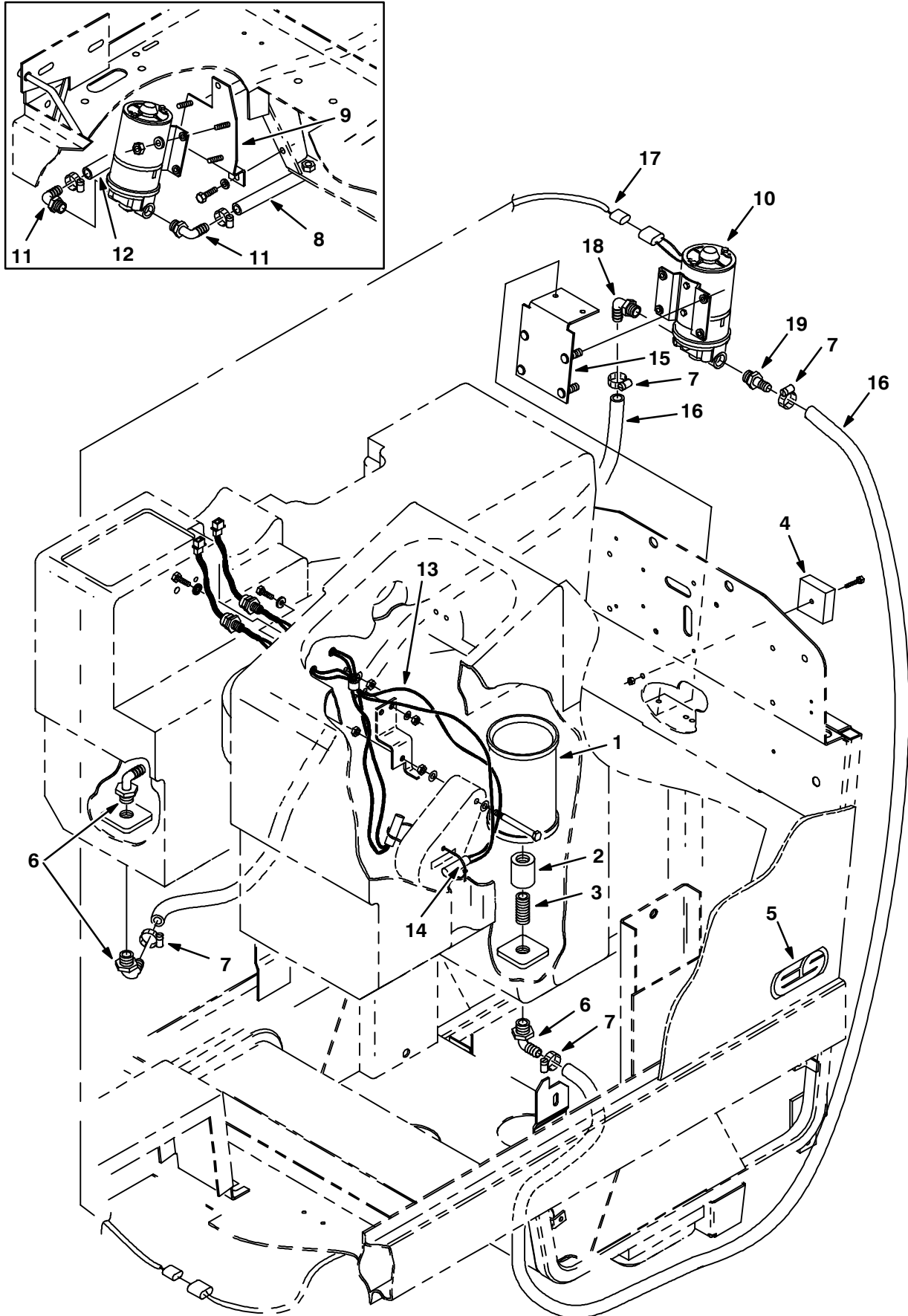
Fig. 17 – Extended Scrub Group, 480



**Fig. 17 – Extended Scrub Group, 480**

<b>Ref.</b>	<b>Tenant Part No.</b>	<b>Machine Serial Number</b>	<b>Description</b>	<b>Qty.</b>
1	41304	(020000–	) Screen, Double Cylinder Solution	1
2	05134	(020000–	) Fitting, Coupling	1
3	69784	(020000–	) Fitting, Nipple	1
4	10968	(020000–	) Timer, ES™	1
5	14715	(020000–	) Label, ES™ Logo	2
6	63244–3	(020000–	) Fitting, Barbed Elbow	3
7	54333	(020000–	) Clamp, Worm Drive	4
8	05713	(020000–023367	) Hose, PVC	1
9	04740	(020000–021045	) Plate, Pump Mounting	2
10	10916	(020000–	) Pump, Water, 480 (See Breakdowns)	1
10	27839	(020000–	) Pump, Water, 480EE (See Breakdowns)	1
11	64778	(020000–023367	) Fitting, Barbed Elbow	2
12	05716	(020000–023367	) Hose, Vinyl	1
13	10935	(020000–020635	) Mercury Switch Assembly	1
13	28346	(020636–	) Mercury Switch Assembly	1
14	49266	(020000–	) Tie, Cable	2
15	27953	(021046–023367	) Bracket, Mount	1
16	65698	(023368–	) Bracket, Water Pump	1
17	65718	(023368–	) Wire Harness, 480	1
17	65716	(023368–	) Wire Harness, 480EE	1
18	65713	(023368–	) Hose, PVC	2
19	64778	(023368–	) Fitting, Barbed Elbow	1
20	64743	(023368–	) Fitting, Barbed Straight	1

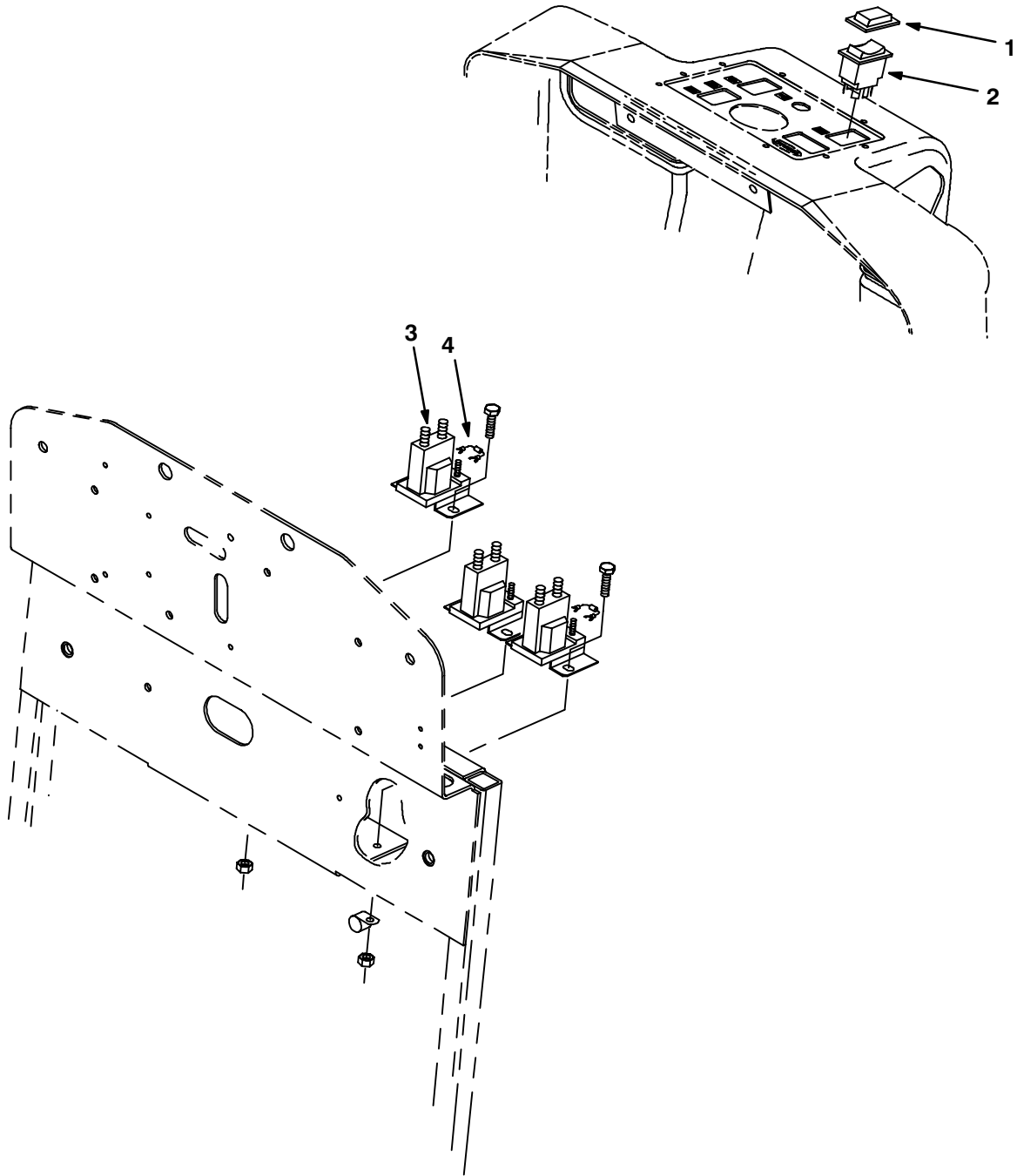
Fig. 18 – Extended Scrub Group, 490



**Fig. 18 – Extended Scrub Group, 490**

<b>Ref.</b>	<b>Tennant Part No.</b>	<b>Machine Serial Number</b>	<b>Description</b>	<b>Qty.</b>
1	41304	(060000–	) Screen, Double Cylinder Solution	1
2	05134	(060000–	) Fitting, Coupling	1
3	69784	(060000–	) Fitting, Nipple	1
4	10968	(060000–	) Timer, ES™	1
5	14715	(060000–	) Label, ES™ Logo	2
6	63244–3	(060000–	) Fitting, Barbed Elbow	3
7	54333	(060000–	) Clamp, Worm Drive	4
8	05713	(060000–060229	) Hose, PVC	1
9	27953	(060000–060229	) Bracket, Mount	1
10	10916	(060000–	) Pump, Water (See Breakdowns)	1
11	64778	(060000–060229	) Fitting, Barbed Elbow	2
12	05716	(060000–060229	) Hose, Vinyl	1
13	28346	(060000–	) Mercury Switch Assembly	1
14	49266	(060000–	) Tie, Cable	2
15	65698	(060230–	) Bracket, Water Pump	1
16	65713	(060230–	) Hose, PVC	2
17	65718	(060230–	) Wire Harness, 490	1
18	64778	(060230–	) Fitting, Barbed Elbow	1
19	64743	(060230–	) Fitting, Barbed Straight	1

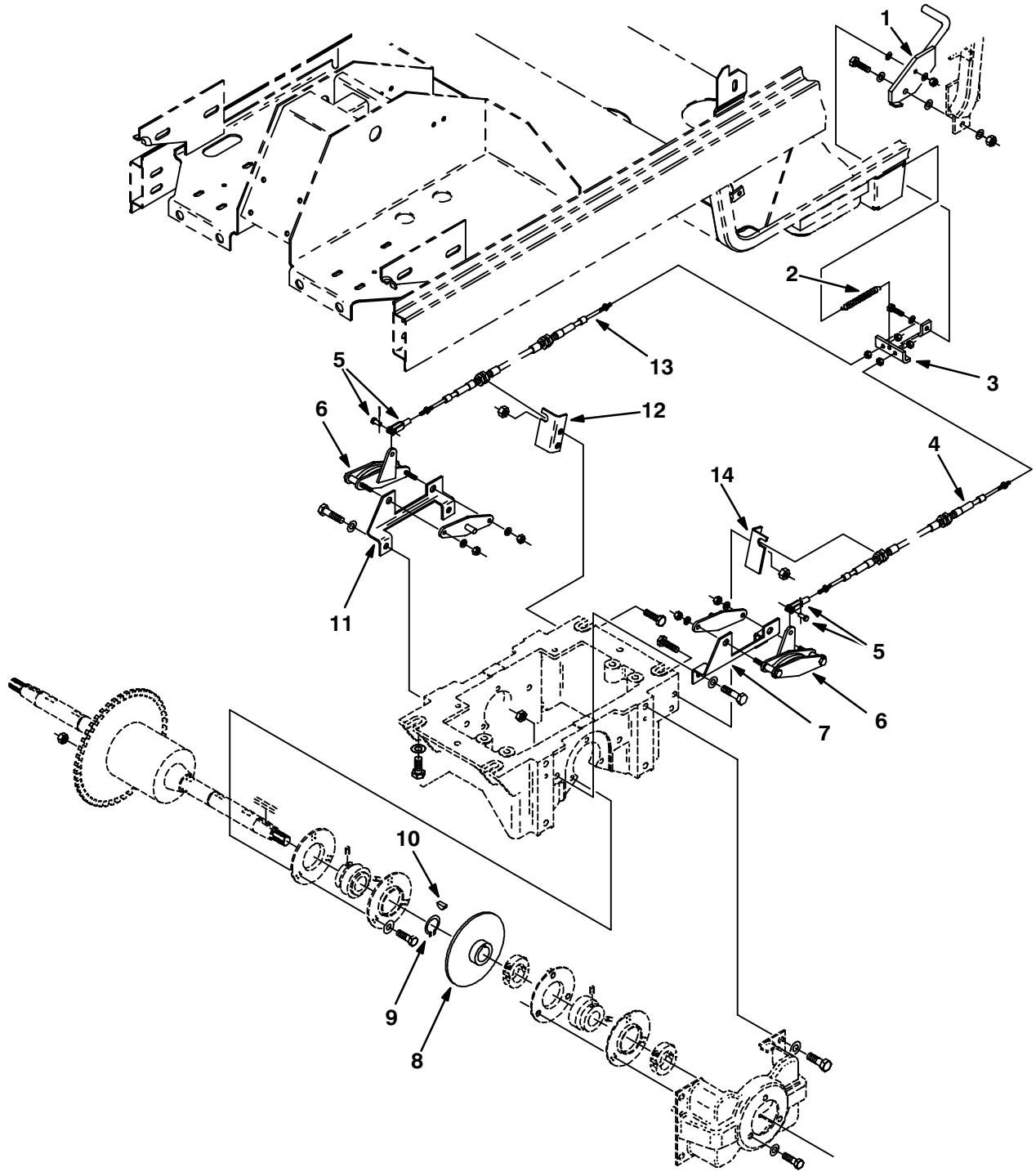
Fig. 19 – Extended Scrub Electrical Group



**Fig. 19 – Extended Scrub Electrical Group**

<b>Ref.</b>	<b>Tennant Part No.</b>	<b>Machine Serial Number</b>	<b>Description</b>	<b>Qty.</b>
1	57807	(000000–	) Cover, Rocker Switch Seal	1
2	65561	(000000–	) Switch, Rocker, SPST	1
3	04685	(000000–	) Contactor, SPST	1
4	32234	(000000–	) Diode Assembly	1

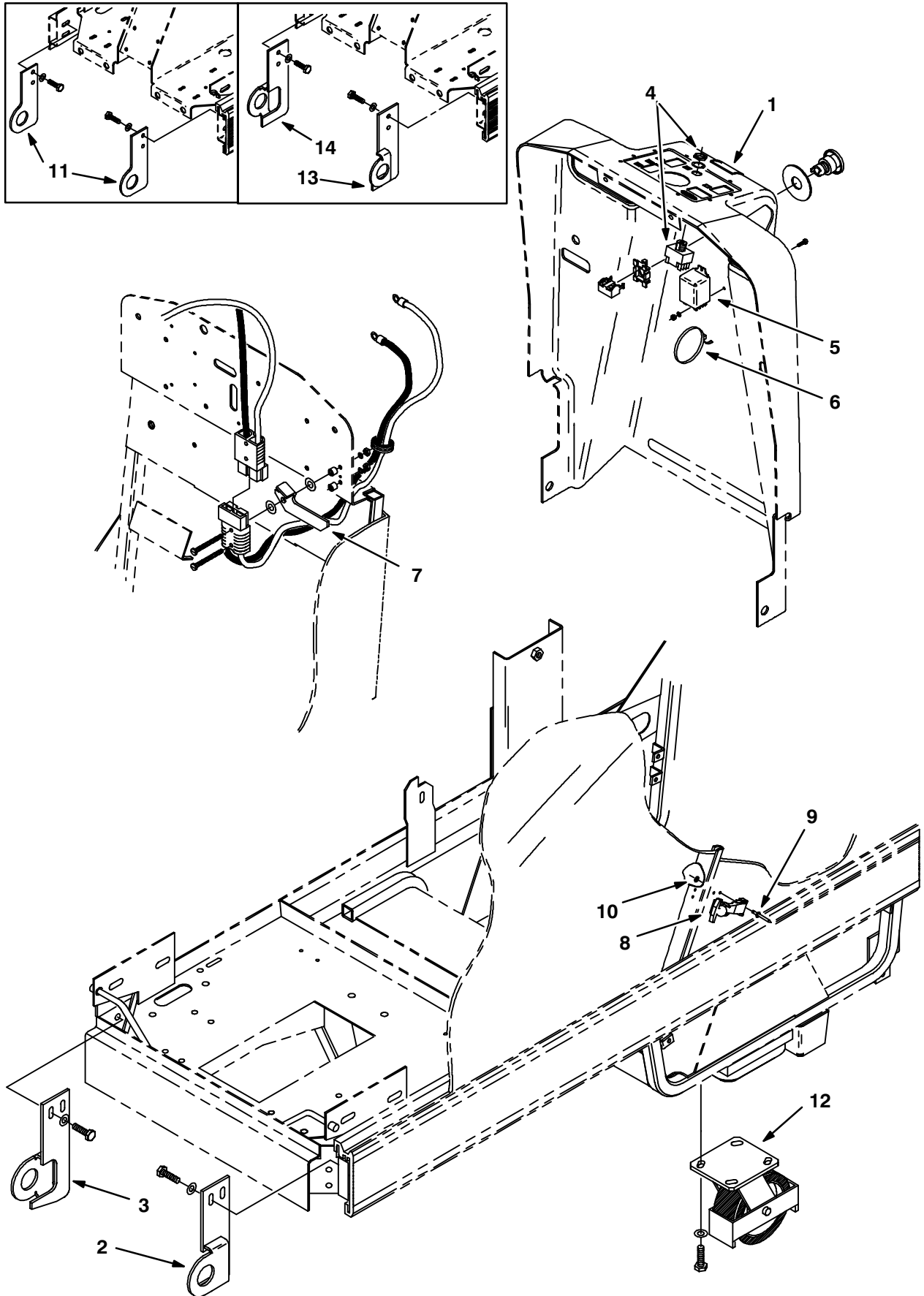
Fig. 20 – Single Parking Brake Group



**Fig. 20 – Single Parking Brake Group**

<b>Ref.</b>	<b>Tennant Part No.</b>	<b>Machine Serial Number</b>	<b>Description</b>	<b>Qty.</b>
1	05409	(000000– )	Pedal, Brake	1
2	05552	(000000– )	Spring, Tension	1
3	05396	(000000– )	Bracket, Brake	1
4	05520	(000000– )	Cable, Push Pull	1
5	27880	(000000– )	Yoke Assembly	2
6	35921	(000000– )	Disc Brake Assembly	2
7	05609	(000000– )	Bracket, Caliper, L.H.	1
8	05297	(000000– )	Hub and Disc Assembly	2
9	09005	(000000– )	Ring, Retaining	2
10	00500–15	(000000– )	Key, Woodruff	2
11	05610	(000000– )	Bracket, Caliper, R.H.	1
12	06210	(000000– )	Bracket, Brake Cable, R.H.	1
13	05532	(000000– )	Cable, Push Pull	1
14	06209	(000000– )	Bracket, Brake Cable, L.H.	1

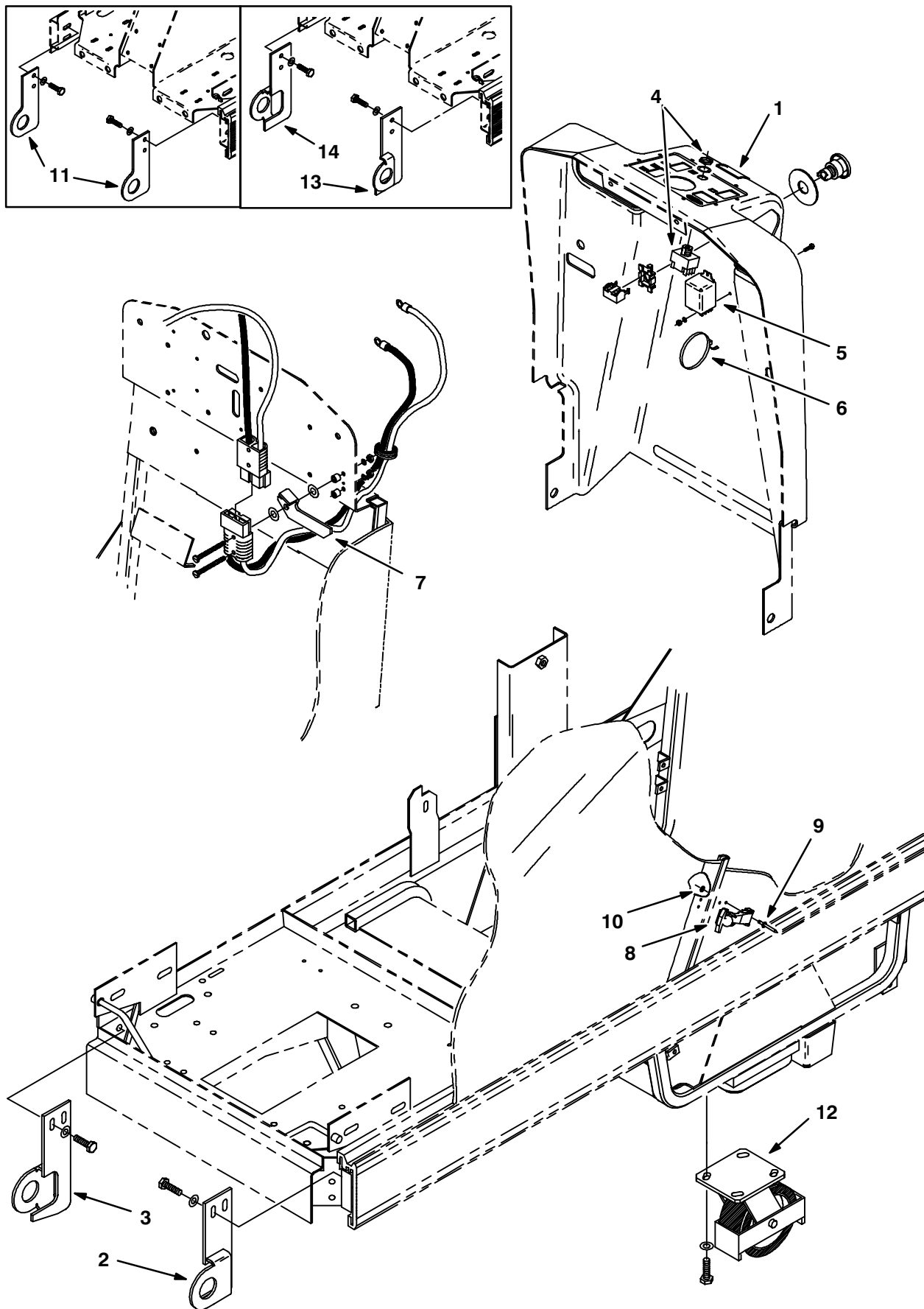
Fig. 21 – GS Group, 465



**Fig. 21 – GS Group, 465**

Ref.	Tennant Part No.	Machine Serial Number	Description	Qty.
1	33444	(010000– )	Label, For Safety, GS	1
2	33530	(010962– )	Plate, Cover Mount, L.H.	1
3	33531	(010962– )	Plate, Cover Mount, R.H.	1
▽ 4	11651	(010000– )	Switch Assembly, Key	1
▲	31204	(010000– )	Key, Switch	1
5	87284	(010000– )	Relay, DPDT	1
6	49266	(010000– )	Tie, Cable	2
7	11610	(010000– )	Bracket, Hood	1
8	11636	(010000– )	Latch, Flexible Draw	2
9	08875	(010000– )	Rivet, Pop	8
10	02892	(010000– )	Washer	8
11	33497	(010000–010559 )	Bracket Kit, Tie Down	1
12	24853	(010000– )	Caster, Protection, GS	2
13	28356	(010560–010961 )	Plate, Tie Down, L.H.	1
14	28357	(010560–010961 )	Plate, Tie Down, R.H.	1

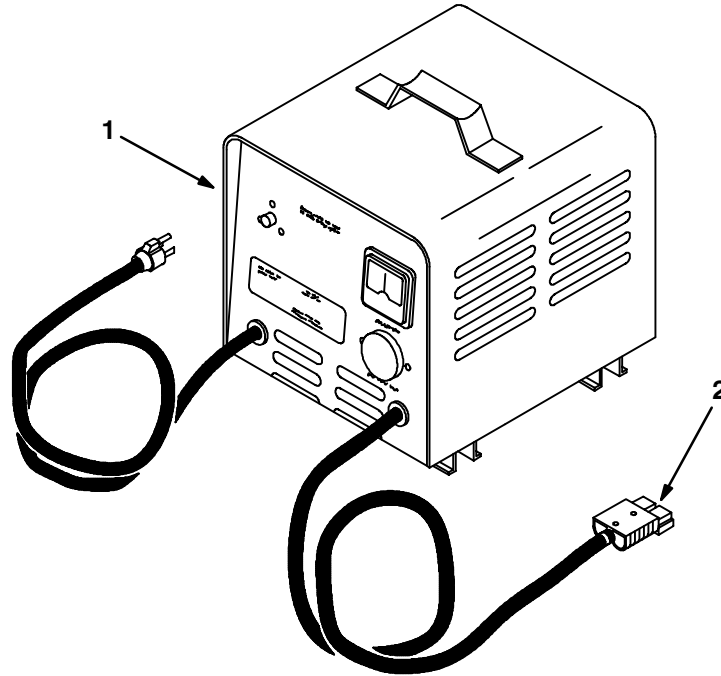
Fig. 22 – GS Group, 480



**Fig. 22 – GS Group, 480**

Ref.	Tenant Part No.	Machine Serial Number	Description	Qty.
1	33444	(020000– )	Label, For Safety, GS	1
2	33530	(021046– )	Plate, Cover Mount, L.H.	1
3	33531	(021046– )	Plate, Cover Mount, R.H.	1
▽ 4	11651	(020000– )	Switch Assembly, Key	1
▲	31204	(020000– )	Key, Switch	1
5	87284	(020000– )	Relay, DPDT	1
6	49266	(020000– )	Tie, Cable	2
7	11610	(020000– )	Bracket, Hood	1
8	11636	(020000– )	Latch, Flexible Draw	2
9	08875	(020000– )	Rivet, Pop	8
10	02892	(020000– )	Washer	8
11	33497	(020000–020585 )	Bracket Kit, Tie Down	1
12	24853	(020000– )	Caster, Protection, GS	2
13	28356	(020586–021045 )	Plate, Tie Down, L.H.	1
14	28357	(020586–021045 )	Plate, Tie Down, R.H.	1

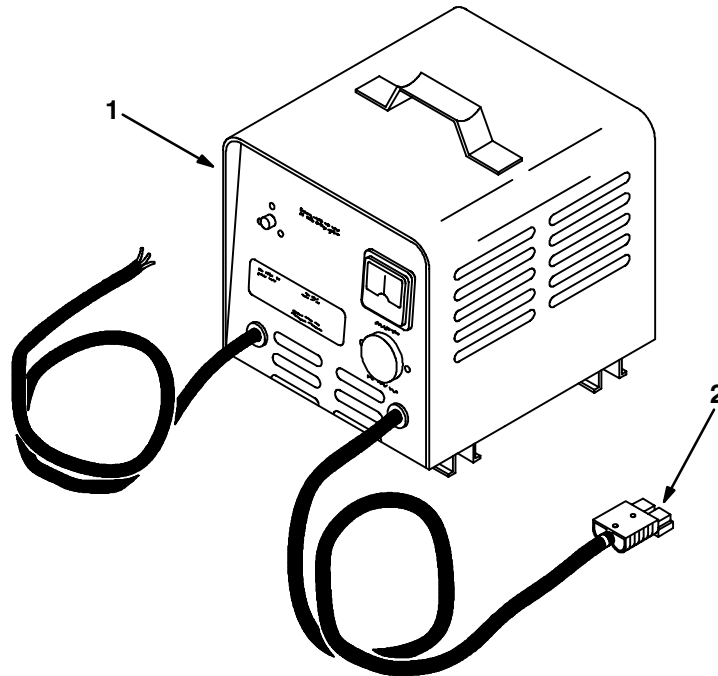
**Fig. 23 – Battery Charger Group, 60 Hz (220 Ah batteries)**



04766/04766

	Ref.	Tennant Part No.	Machine Serial Number	Description	Qty.
∇	1	05263	(000000-xxxxxx )	Charger, Battery, 36V, 25A, 115V (Replaced By 65570)	1
▲	2	24881	(000000-xxxxxx )	Connector, Grey, SB50	1
▲		05264	(000000-xxxxxx )	Ammeter	1
▲		05265	(000000-xxxxxx )	Capacitor	1
▲		05266	(000000-xxxxxx )	Fuse Assembly	1
▲		28009	(000000-xxxxxx )	Diode Assembly	1

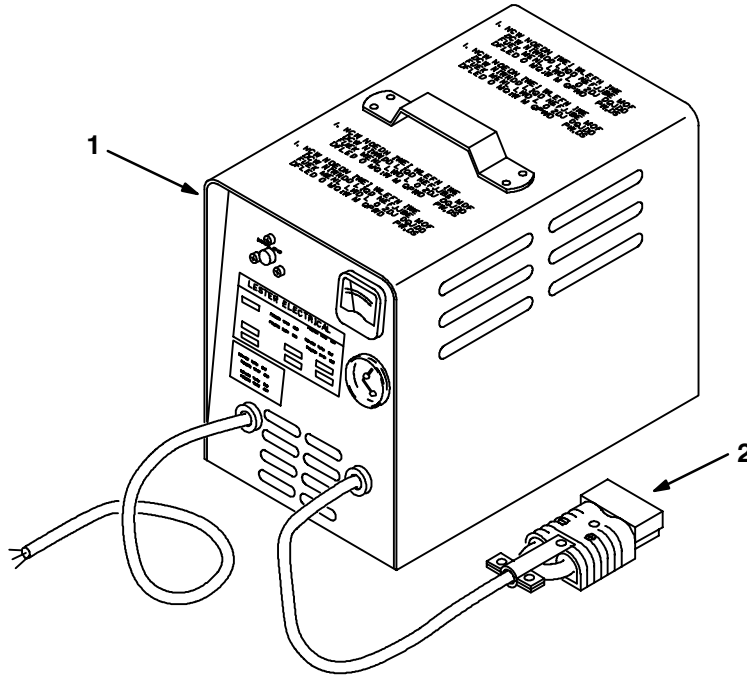
Fig. 24 – Battery Charger Group, 50 Hz (220 Ah batteries)



04767/04767

Ref.	Tennant Part No.	Machine Serial Number	Description	Qty.
∇ 1	05247	(000000-xxxxxx )	Charger, Battery, 36V, 25A, 230V (Replaced By 65572)	1
▲ 2	24881	(000000-xxxxxx )	Connector, Grey, SB50	1
▲	05264	(000000-xxxxxx )	Ammeter	1
▲	05265	(000000-xxxxxx )	Capacitor	1
▲	05266	(000000-xxxxxx )	Fuse Assembly	1
▲	28009	(000000-xxxxxx )	Diode Assembly	1

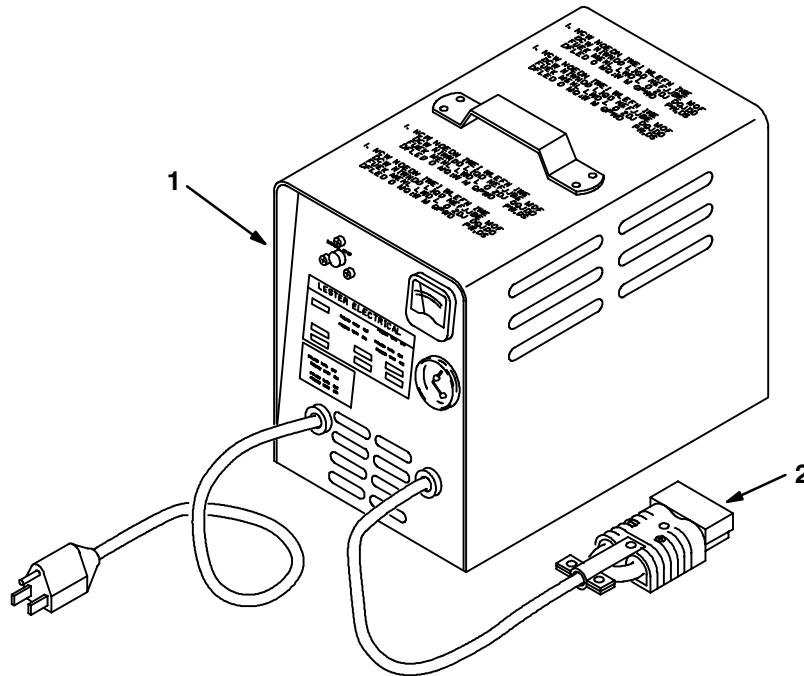
**Fig. 25 – Battery Charger Group, 40A, 36V, 50 Hz (305 Ah batteries)**



03569/03569

	Ref.	Tennant Part No.	Machine Serial Number	Description	Qty.
▽	1	87834	(000000-xxxxxx )	Charger, Battery, 40A, 36V, 50 Hz (Replaced By 65573)	1
▲	2	22892	(000000-xxxxxx )	Connector, Grey, SB175	1
▲		87994	(000000-xxxxxx )	Ammeter	1
▲		87995	(000000-xxxxxx )	Capacitor	1
▲		87996	(000000-xxxxxx )	Fuse Assembly	1
▲		87997	(000000-xxxxxx )	Heatsink Assembly	1
▲		87999	(000000-xxxxxx )	Timer Kit, Electric	1

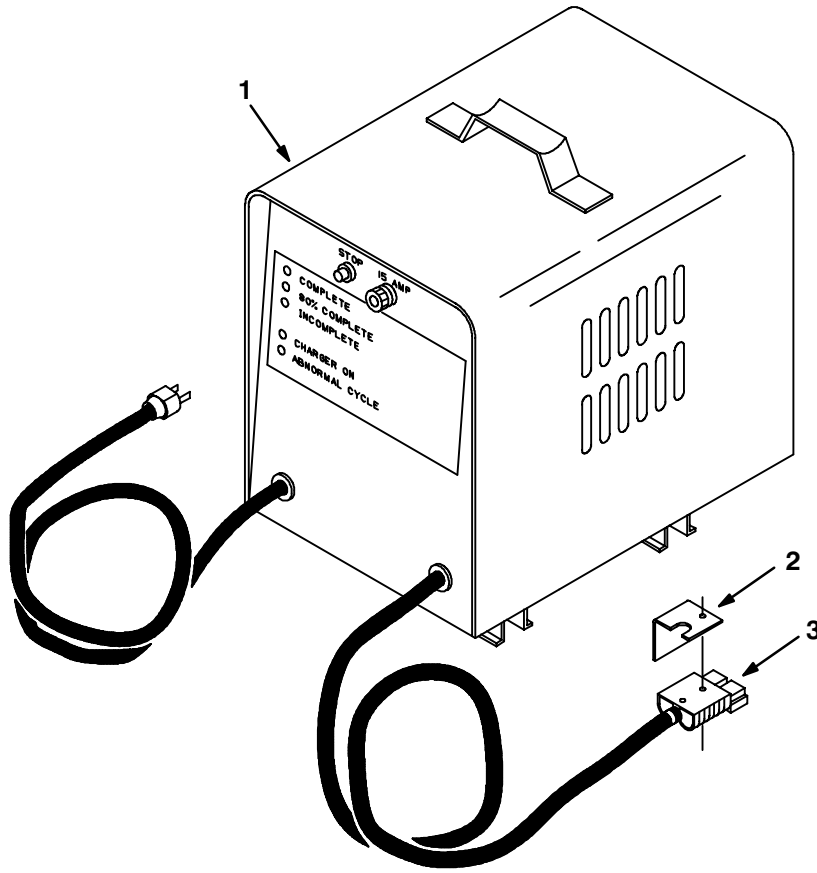
Fig. 26 – Battery Charger Group, 36A, 36V, 115V (305 Ah batteries)



03360/03360

Ref.	Tennant Part No.	Machine Serial Number	Description	Qty.
▽ 1	87028	(000000–	) Charger, Battery, 36A, 36V, 115V	1
▲ 2	22892	(000000–	) Connector, Grey, SB175	1
▲	87994	(000000–	) Ammeter	1
▲	87995	(000000–	) Capacitor	1
▲	87996	(000000–	) Fuse Assembly	1
▲	87997	(000000–	) Heatsink Assembly	1
▲	87998	(000000–	) Timer Kit, Electric	1

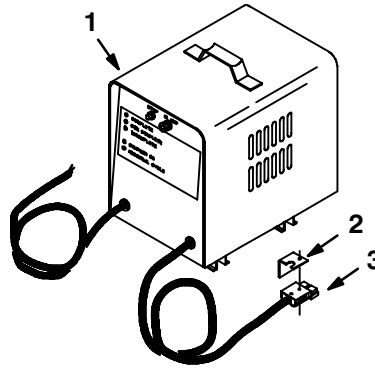
**Fig. 27 – Battery Charger Group, 60 Hz (220 Ah batteries)**



08079/08080

Ref.	Tennant Part No.	Machine Serial Number	Description	Qty.
∇ 1	65570	(xxxxxx- )	Charger, 20A, 60Hz	1
▲ 2	10969	(xxxxxx- )	Bracket, Charger	1
▲ 3	24881	(xxxxxx- )	Connector, Grey, SB50	1
▲	30059	(xxxxxx- )	Fuse	1
▲	65638	(xxxxxx- )	Capacitor	1
▲	65954	(xxxxxx- )	Circuit Breaker	1
▲	65629	(xxxxxx- )	Control Circuit	1
▲	65621	(xxxxxx- )	Power Transformer	1
▲	61837	(xxxxxx- )	Rectifier	1
▲	65626	(xxxxxx- )	Control Circuit Tx2	1
▲	30058	(xxxxxx- )	Fuse Holder	1
▲	49811	(xxxxxx- )	Triac, Charger	1

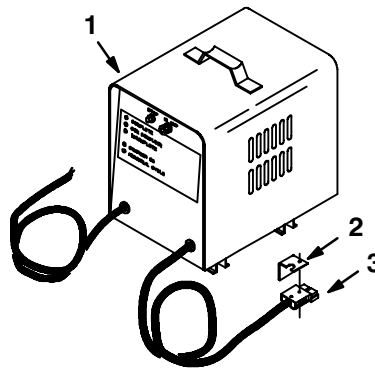
Fig. 28 – Battery Charger Group, 50 Hz, 230V (220 Ah batteries)



08081/08082

Ref.	Tennant Part No.	Machine Serial Number	Description	Qty.
∇ 1	65572	(xxxxxx- )	Charger, 20A, 50Hz, 230V	1
▲ 2	10969	(xxxxxx- )	Bracket, Charger	1
▲ 3	24881	(xxxxxx- )	Connector, Grey, SB50	1
▲	65958	(xxxxxx- )	Condenser	1
▲	65632	(xxxxxx- )	A.C. Fuse 10Amp	1
▲	30058	(xxxxxx- )	Fuse Holder	1
▲	61837	(xxxxxx- )	Rectifier Assembly	1
▲	65959	(xxxxxx- )	Control Transformer	1
▲	65634	(xxxxxx- )	Transformer	1
▲	65954	(xxxxxx- )	Circuit Breaker	1
▲	65620	(xxxxxx- )	Charger Control Assembly	1

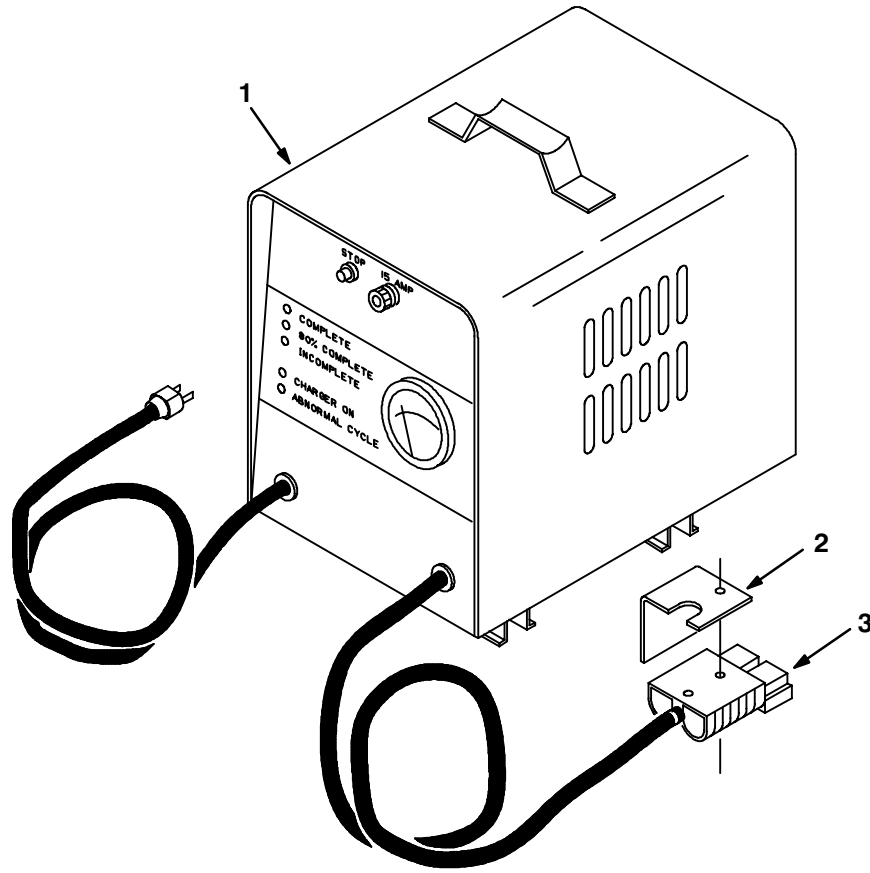
Fig. 29 – Battery Charger Group, 50 Hz, 245V (220 Ah batteries)



10179/08082

Ref.	Tennant Part No.	Machine Serial Number	Description	Qty.
∇ 1	78550	(xxxxxx- )	Charger, 20A, 50Hz, 245V	1
▲ 2	10969	(xxxxxx- )	Bracket, Charger	1
▲ 3	24881	(xxxxxx- )	Connector, Grey, SB50	1
▲	65958	(xxxxxx- )	Condenser	1
▲	65632	(xxxxxx- )	A.C. Fuse 10Amp	1
▲	30058	(xxxxxx- )	Fuse Holder	1
▲	61837	(xxxxxx- )	Rectifier Assembly	1
▲	65959	(xxxxxx- )	Control Transformer	1
▲	65724	(xxxxxx- )	Power Tran	1
▲	65954	(xxxxxx- )	Circuit Breaker	1
▲	65620	(xxxxxx- )	Charger Control Assembly	1

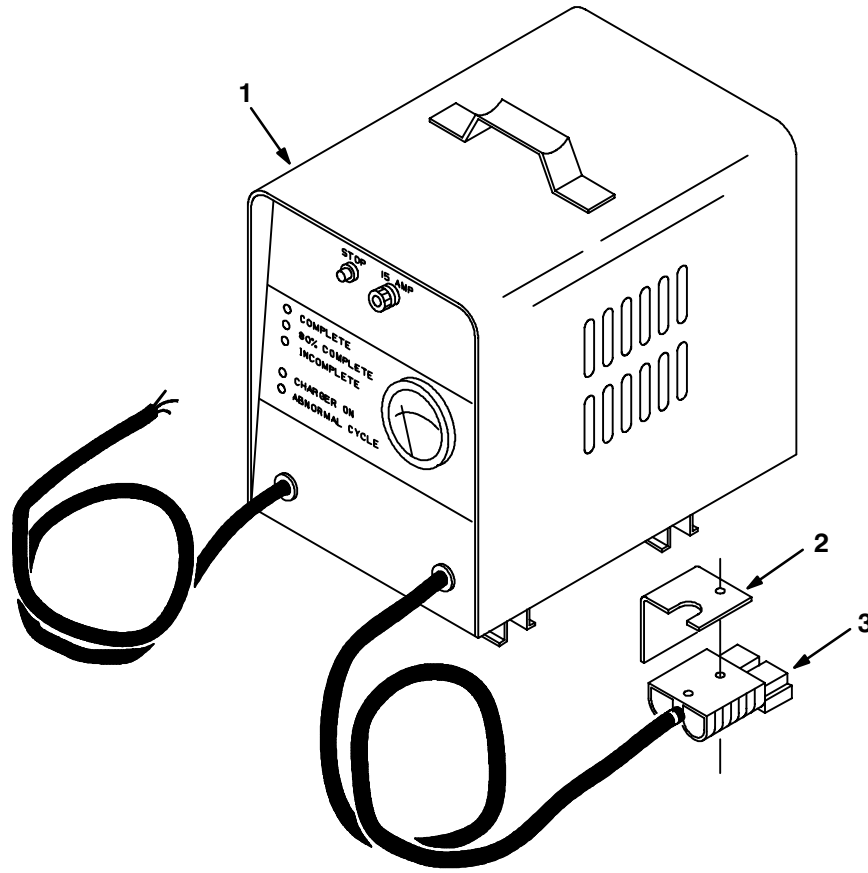
**Fig. 30 – Battery Charger Group, 60 Hz (305 Ah batteries)**



08083/08084

Ref.	Tennant Part No.	Machine Serial Number	Description	Qty.
∇ 1	65571	(xxxxxx- )	Charger, 30A, 60Hz	1
▲ 2	65568	(xxxxxx- )	Bracket, Charger	1
▲ 3	22892	(xxxxxx- )	Connector, Grey, SB175	1
▲	38889	(xxxxxx- )	Ammeter	1
▲	30059	(xxxxxx- )	A.C. Fuse	1
▲	30058	(xxxxxx- )	Fuse Holder	1
▲	65613	(xxxxxx- )	Condensor, 12.5 mfd	1
▲	65619	(xxxxxx- )	Circuit Breaker	1
▲	65629	(xxxxxx- )	Control Circuit	1
▲	65626	(xxxxxx- )	Control Circuit Tx2	1
▲	65628	(xxxxxx- )	Power Transformer	1
▲	49811	(xxxxxx- )	Triac, Charger	1
▲	65630	(xxxxxx- )	Varistor	1

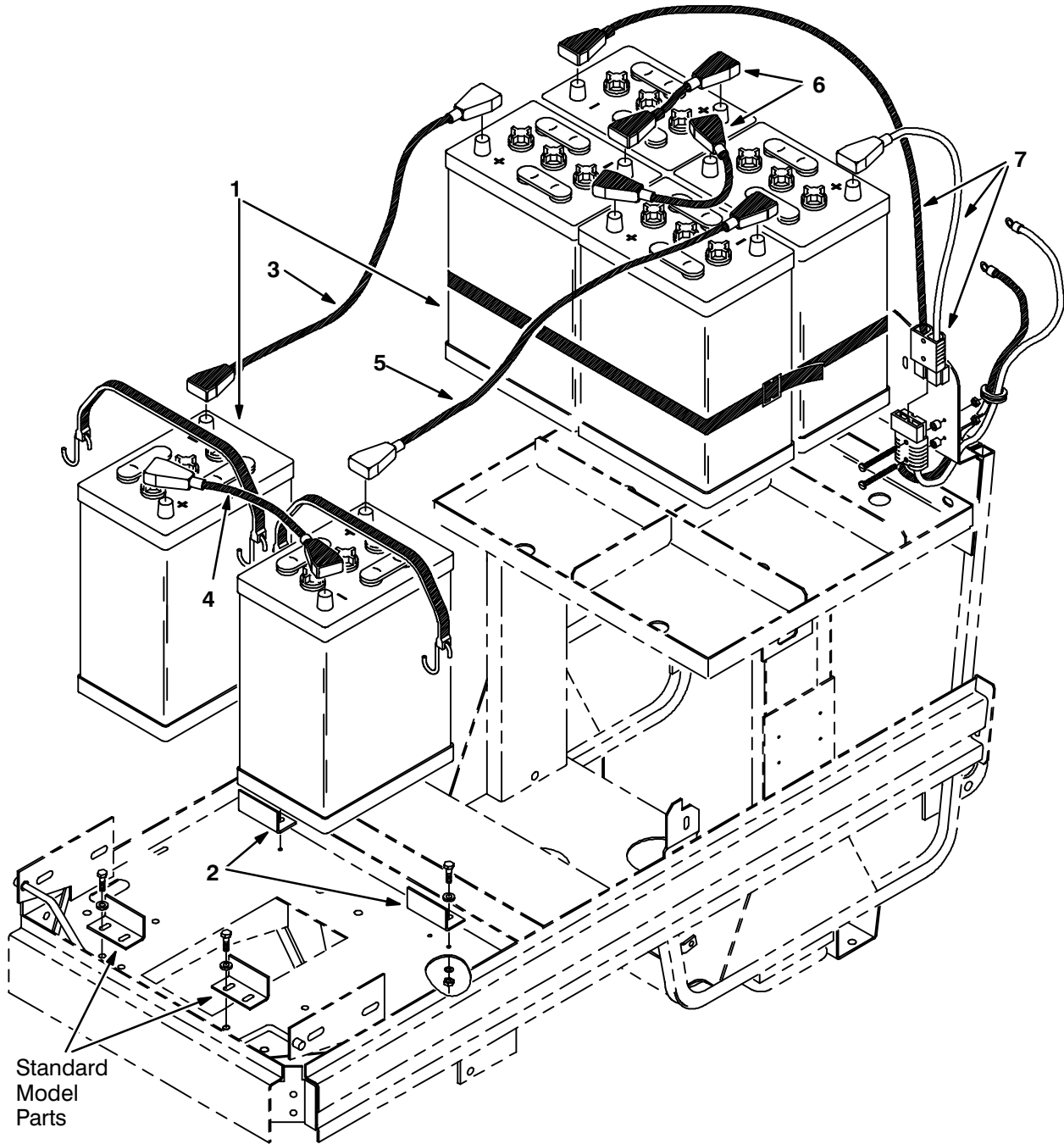
Fig. 31 – Battery Charger Group, 50 Hz (305 Ah batteries)



08085/08086

Ref.	Tennant Part No.	Machine Serial Number	Description	Qty.
∇ 1	65573	(xxxxxx- )	Charger, 30A, 50Hz	1
▲ 2	65568	(xxxxxx- )	Bracket, Charger	1
▲ 3	22892	(xxxxxx- )	Connector, Grey, SB175	1
▲	38889	(xxxxxx- )	Ammeter	1
▲	65613	(xxxxxx- )	Condenser 12.5Mfd	1
▲	65614	(xxxxxx- )	A.C. Fuse 15Amp	1
▲	30058	(xxxxxx- )	Fuse Holder	1
▲	65616	(xxxxxx- )	Diode	1
▲	65959	(xxxxxx- )	Control Transformer	1
▲	65618	(xxxxxx- )	Transformer	1
▲	65619	(xxxxxx- )	Circuit Breaker	1
▲	65620	(xxxxxx- )	Charger Control Assembly	1

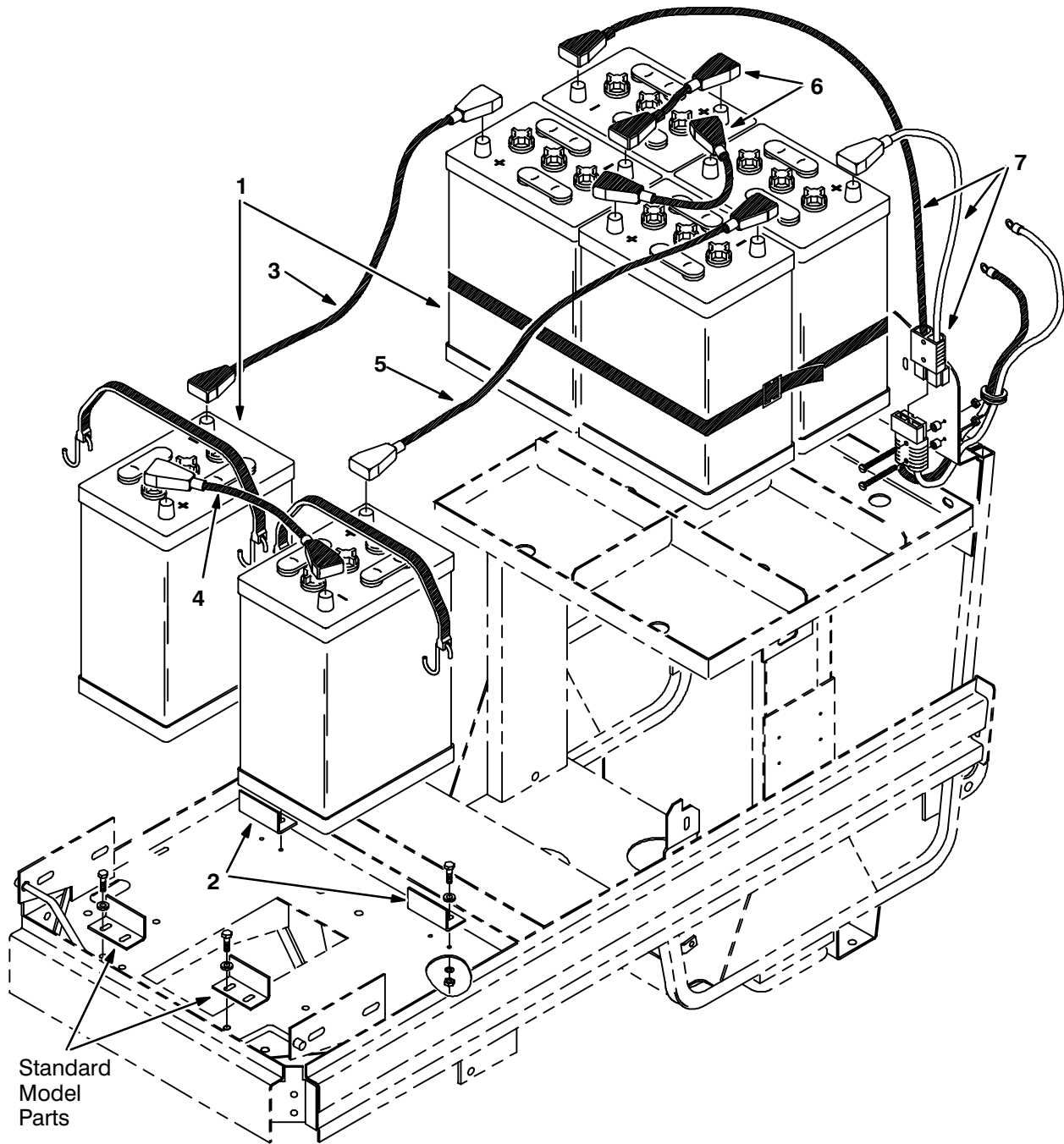
**Fig. 32 – Heavy Duty Battery Kit, Wet, 480**



05094/04210

Ref.	Tennant Part No.	Machine Serial Number	Description	Qty.
▽	05652	(000000– )	Battery Kit, 36 V, 305 Ah, Wet	1
▲	1	10138	(000000– ) Battery, 6 V, Wet	6
▲	2	24843	(000000– ) Angle, Battery Stop	2
▲	3	63757	(000000– ) Cable, Battery	1
▲	4	05251	(000000– ) Cable, Battery	1
▲	5	05252	(000000– ) Cable, Battery	1
▲	6	63755	(000000– ) Cable, Battery	2
▲	7	05671	(000000– ) Cable, Battery	1

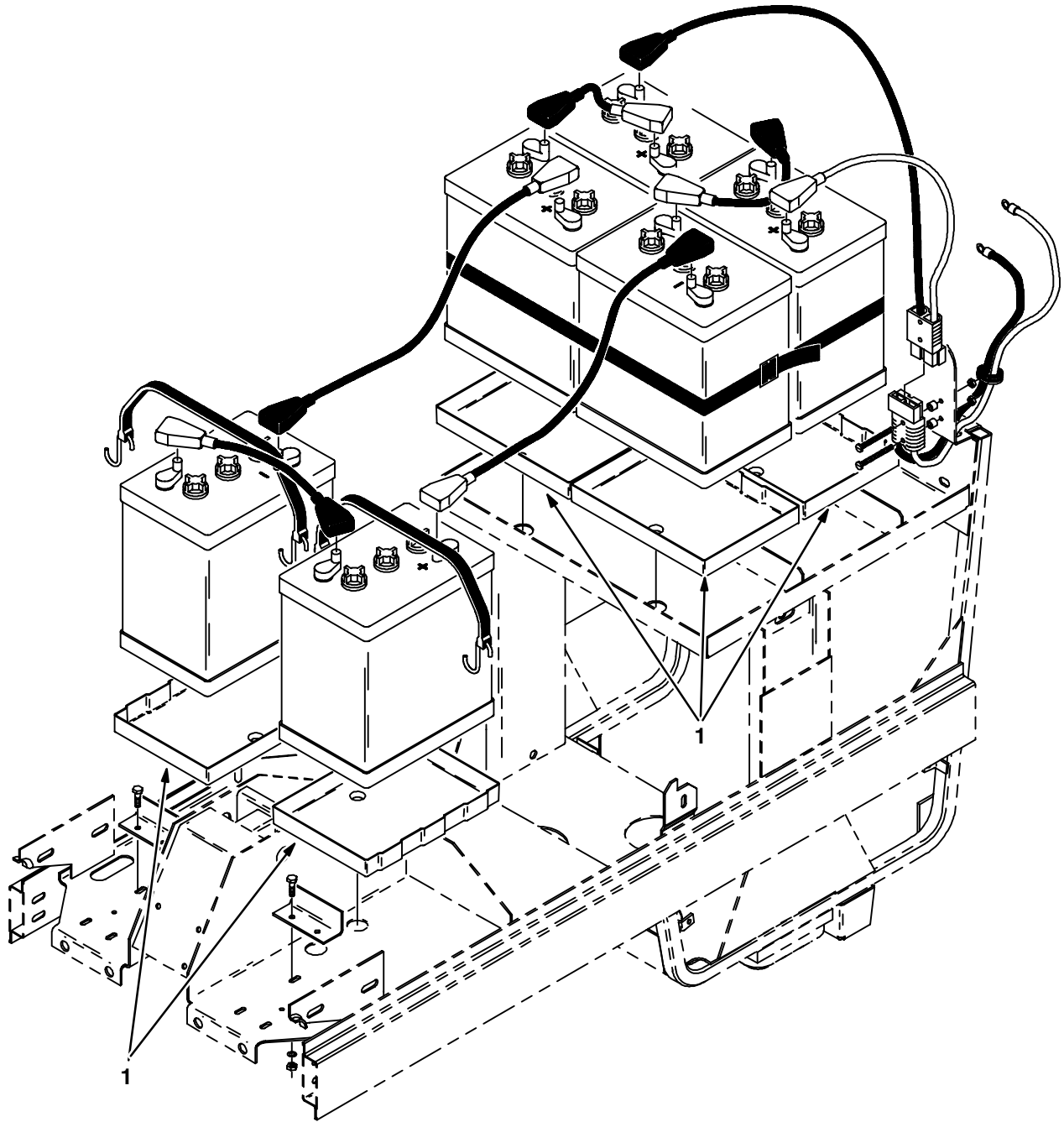
Fig. 33 – Heavy Duty Battery Kit, Dry, 480



05095/04210

Ref.	Tennant Part No.	Machine Serial Number	Description	Qty.
∇	11568	(000000– )	Battery Kit, 36 V, 305 Ah, Dry	1
▲	1	10140	(000000– ) Battery, 6 V, Dry (International Only)	6
▲	2	24843	(000000– ) Angle, Battery Stop	2
▲	3	63757	(000000– ) Cable, Battery	1
▲	4	05251	(000000– ) Cable, Battery	1
▲	5	05252	(000000– ) Cable, Battery	1
▲	6	63755	(000000– ) Cable, Battery	2
▲	7	05671	(000000– ) Cable, Battery	1

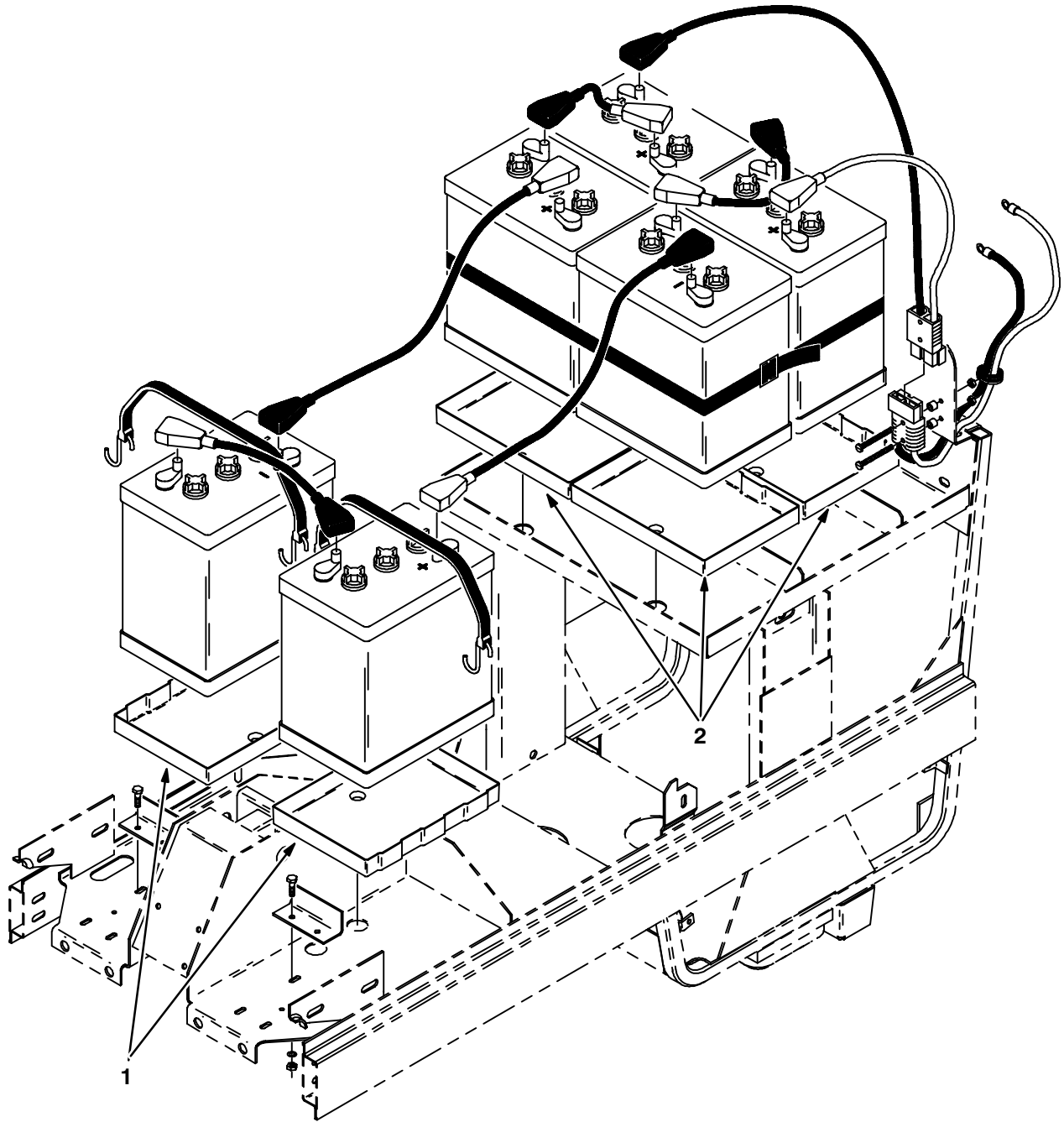
**Fig. 34 – Battery Tray Group, 465**



05381/04769

Ref.	Tennant Part No.	Machine Serial Number	Description	Qty.
1	04900	(000000– )	Liner, Tray Battery	6

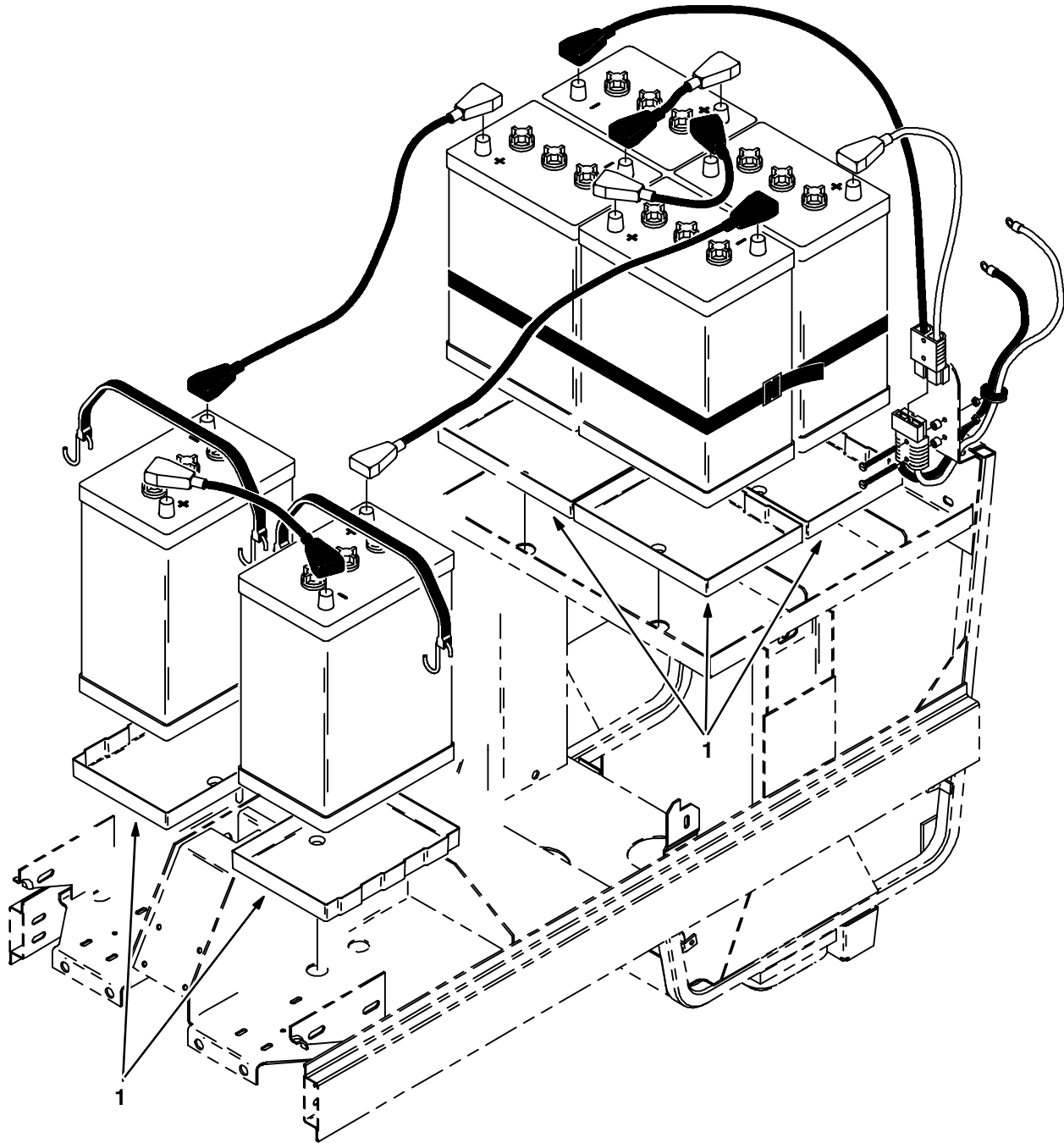
Fig. 35 – Battery Tray Group, 480, 490



05383/04769

Ref.	Tennant Part No.	Machine Serial Number	Description	Qty.
1	04900	(000000– )	Liner, Tray Battery	2
2	04899	(000000– )	Liner, Tray Battery	4

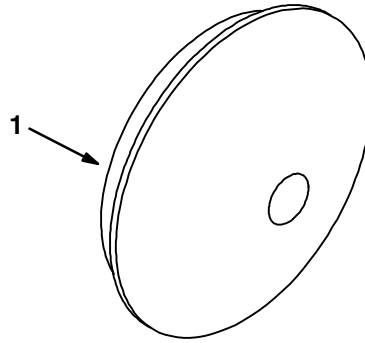
**Fig. 36 – Heavy Duty Battery Tray Group, 480, 490**



05412/05371

Ref.	Tennant Part No.	Machine Serial Number	Description	Qty.
1	04899	(000000– )	Liner, Tray Battery	6

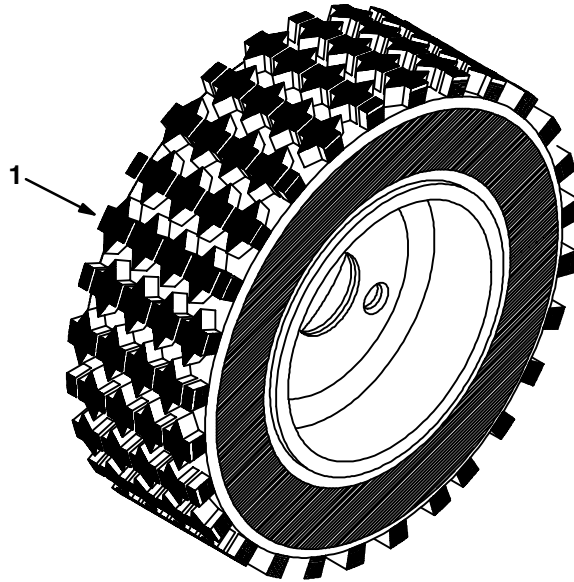
**Fig. 37 – Wheel Cover Group**



05380/05380

<b>Ref.</b>	<b>Tennant Part No.</b>	<b>Machine Serial Number</b>	<b>Description</b>	<b>Qty.</b>
1	11581	(000000– )	Cover, Wheel	2

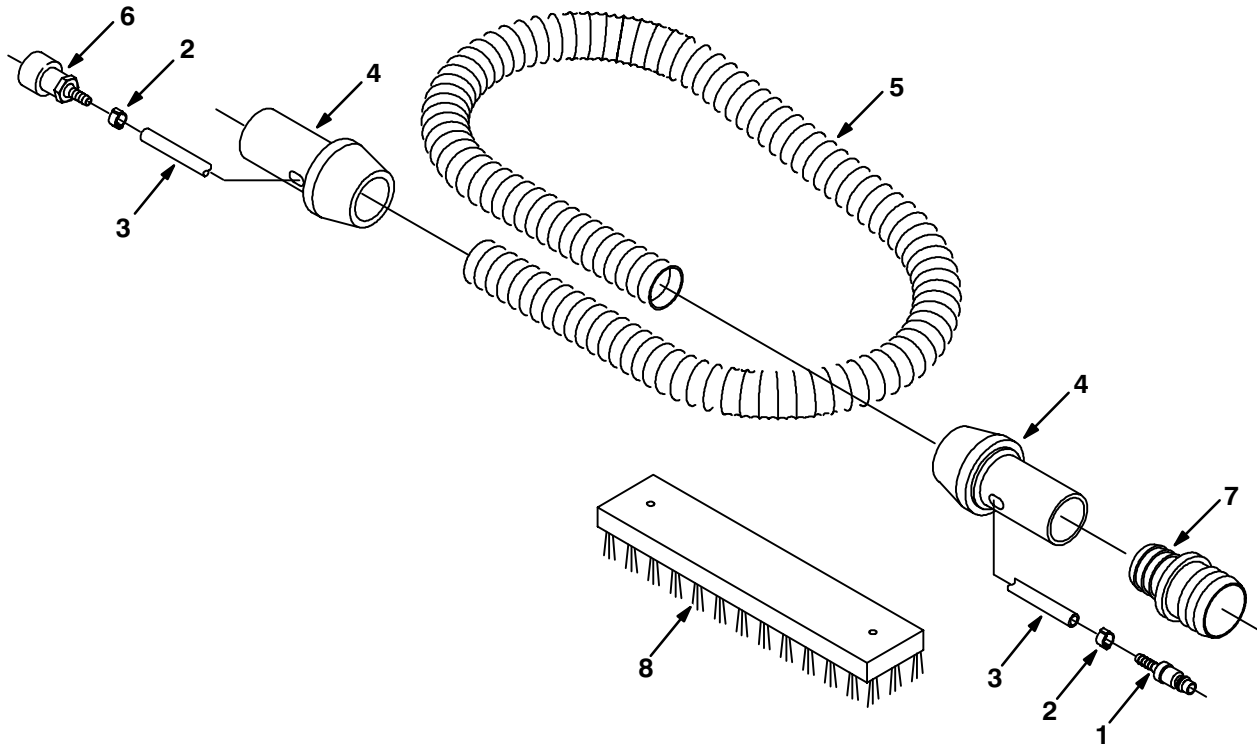
**Fig. 38 – Foam Filled Tire Group**



04765/04765

<b>Ref.</b>	<b>Tennant Part No.</b>	<b>Machine Serial Number</b>	<b>Description</b>	<b>Qty.</b>
1	61598	(000000–	) Tire and Rim Assembly, Foam Filled	2

Fig. 39 – Power Wand Hose Assembly

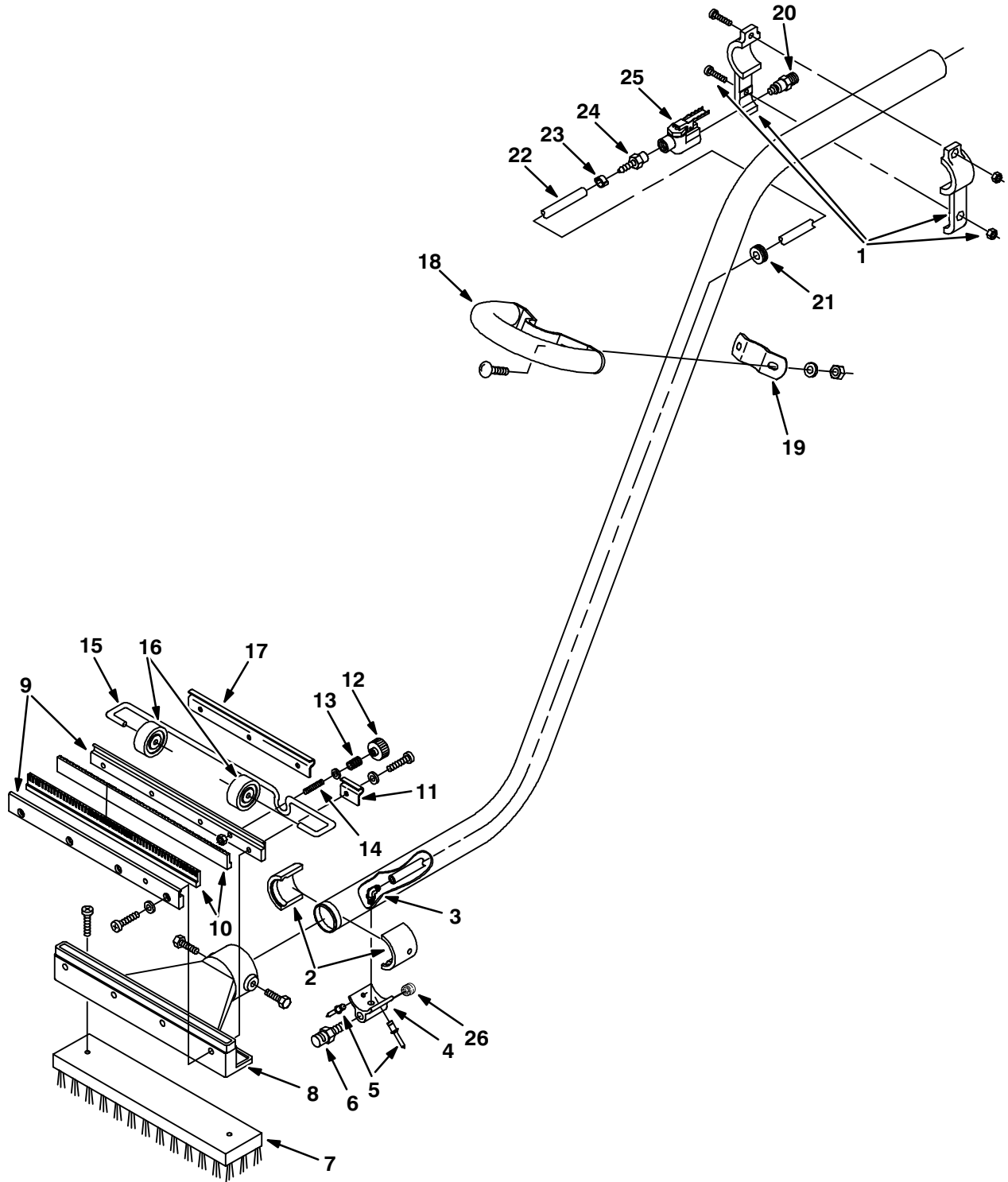


08073/08042

NOTE: Power Wand Kit, TENNANT Part Number 65578, includes Fig. 39, Fig. 40, Fig. 41, and Fig. 42.

Ref.	Tennant Part No.	Machine Serial Number	Description	Qty.
▽	65341	(000000–	) Hose Assembly	1
▲	1 578318	(000000–	) Fitting, Quick Disconnect	1
▲	2 578160	(000000–	) Clamp, Hose	2
▲	3 578820	(000000–	) Hose	1
▲	4 578072	(000000–	) Cuff, Swivel	2
▲	5 578276	(000000–	) Hose, Vacuum	1
▲	6 578071	(000000–	) Fitting, Quick Disconnect	1
	7 12694	(000000–	) Fitting, Plastic	1
	8 65582	(000000–	) Brush, Wand AB	1

Fig. 40 – Power Wand Assembly

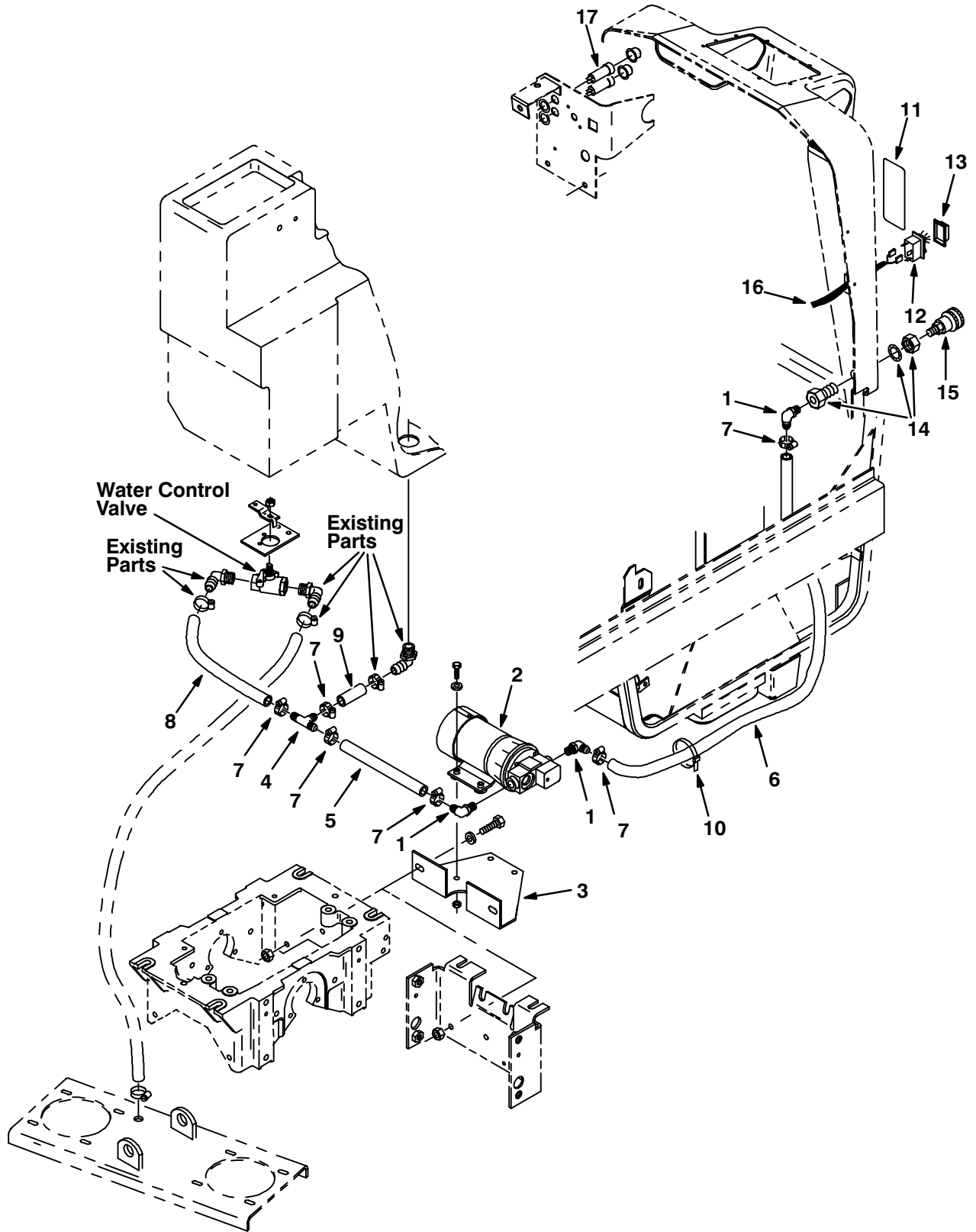


**Fig. 40 – Power Wand Assembly**

*NOTE: Power Wand Kit, TENNANT Part Number 65578, includes Fig. 39, Fig. 40, Fig. 41, and Fig. 42.*

Ref.	Tennant Part No.	Machine Serial Number	Description	Qty.
▽	65340	(000000–	) Wand Assembly	1
▲ 1	578077	(000000–	) Bracket, Valve Mounting	1
▲ 2	578061	(000000–	) Adapter, Head	2
▲ 3	578214	(000000–	) Fitting, 90° Elbow	1
▲ 4	579112	(000000–	) Adapter, Nozzle	1
▲ 5	579198	(000000–	) Rivet, Pop	2
▲ 6	578066	(000000–	) Nozzle, Spray	1
▲ 7	578073	(000000–	) Brush, Wand, Nylon	1
▲ 8	578063	(000000–	) Head, Wand	1
▲ 9	578078	(000000–	) Strip, Retainer	2
▲ 10	578074	(000000–	) Blade, Squeegee	2
▲ 11	578124	(000000–	) Bracket, Axle	1
▲ 12	578439	(000000–	) Knob, Adjustable, Squeegee	1
▲ 13	578228	(000000–	) Spring, Compression	1
▲ 14	578143	(000000–	) Stud, Adjustable	1
▲ 15	578126	(000000–	) Axle, Wand	1
▲ 16	578125	(000000–	) Wheel, Guide	2
▲ 17	578123	(000000–	) Bracket, Axle	1
▲ 18	578155	(000000–	) Handle, Wand	1
▲ 19	578154	(000000–	) Bracket, Handle Mounting	1
▲ 20	578091	(000000–	) Fitting, Quick Disconnect	1
▲ 21	578164	(000000–	) Grommet	1
▲ 22	578821	(000000–	) Hose, Solution	1
▲ 23	578161	(000000–	) Clamp, Hose	2
▲ 24	578094	(000000–	) Fitting, Straight	1
▲ 25	578064	(000000–	) Valve, Water	1
▲ 26	579148	(000000–	) Fitting, Plug	1

Fig. 41 – Power Wand Pump and Electrical Group

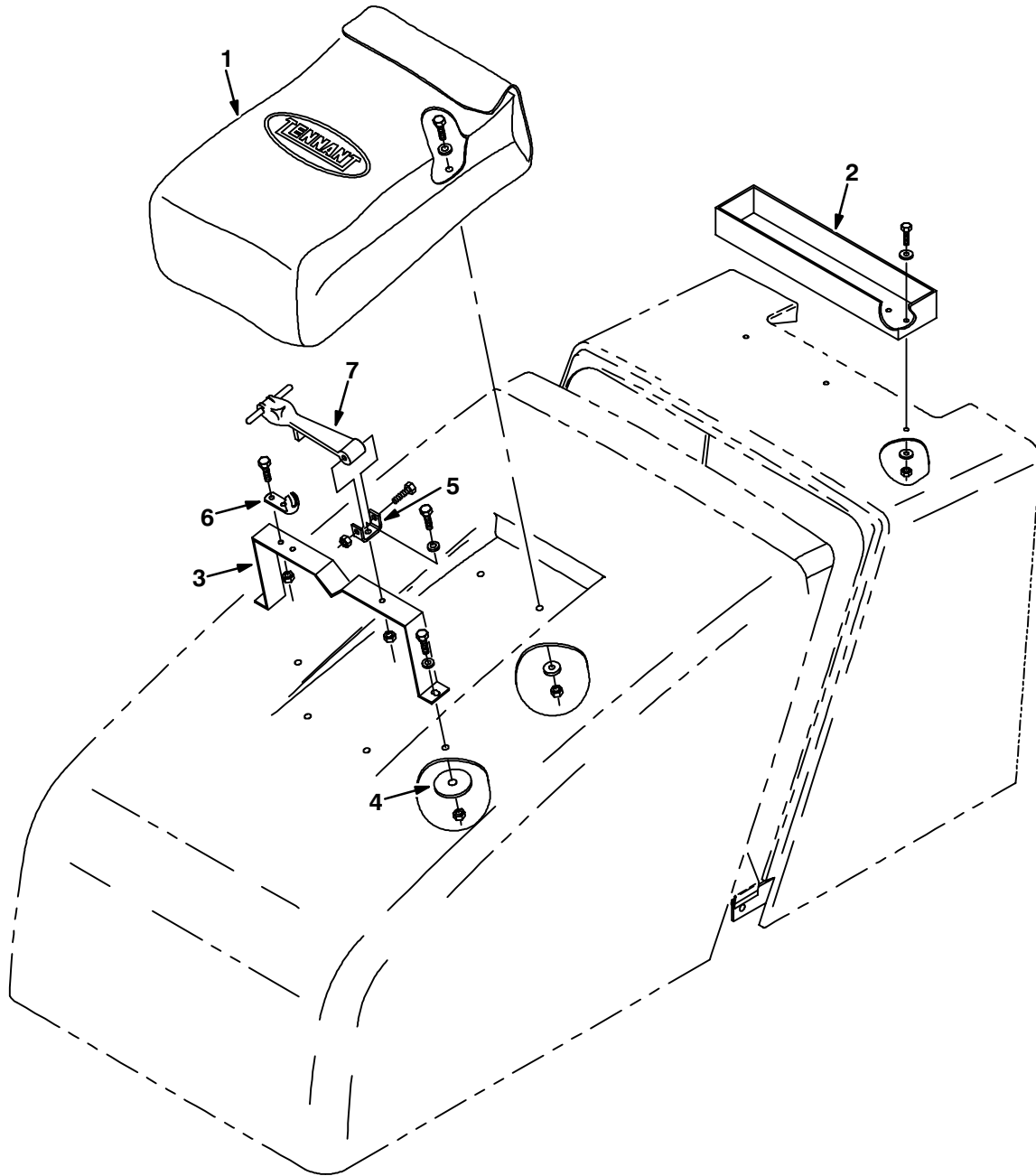


**Fig. 41 – Power Wand Pump and Electrical Group**

*NOTE: Power Wand Kit, TENNANT Part Number 65578, includes Fig. 39, Fig. 40, Fig. 41, and Fig. 42.*

<b>Ref.</b>	<b>Tennant Part No.</b>	<b>Machine Serial Number</b>	<b>Description</b>	<b>Qty.</b>
1	65581	(000000– )	Fitting, Barbed Elbow	3
2	65590	(000000– )	Pump Assembly, Power Wand (See Breakdowns)	1
3	61211	(000000– )	Plate, Pump Mount	1
4	63245–1	(000000– )	Fitting, Barbed Tee	1
5	65607	(000000– )	Hose (465)	1
5	65586	(000000– )	Hose (480, 490)	1
6	65587	(000000– )	Hose (465)	1
6	65588	(000000– )	Hose (480, 490)	1
7	54333	(000000– )	Clamp, Worm Drive	6
8	65591	(000000– )	Hose	1
9	65592	(000000– )	Hose	1
10	49266	(000000– )	Tie, Cable	6
11	19800	(000000– )	Label, Solution Control	1
12	65557	(000000– )	Switch, Rocker SPST	1
13	57807	(000000– )	Cover, Rocker Switch Seal	1
14	78122	(000000– )	Fitting, Bulkhead	1
15	65342	(000000– )	Fitting, Quick Disconnect, Female	1
16	61214	(000000– )	Harness, Wire, Pump	1
17	87977	(000000– )	Breaker, Circuit, 7A	1

**Fig. 42 – Power Wand Mount Group**



08075/07460

*NOTE: Power Wand Kit, TENNANT Part Number 65578, includes Fig. 39, Fig. 40, Fig. 41, and Fig. 42.*

Ref.	Tennant Part No.	Machine Serial Number	Description	Qty.
1	65580	(000000– )	Bag, Power Wand	1
2	61212	(000000– )	Tray, Wand	1
3	65599	(000000– )	Bracket	1
4	63288	(000000– )	Washer	2
5	40671	(000000– )	Bracket, U	1
6	40670	(000000– )	Catch, Rubber	1
7	75118	(000000– )	Hook, Rubber	1

**SECTION 11****CONTENTS**

	Page
Fig. 1 – Electric Motor Breakdown, 10914 .....	11-2
Fig. 2 – Electric Motor Breakdown, 28386 .....	11-4
Fig. 3 – Electric Motor Breakdown, 04742 .....	11-6
Fig. 4 – Electric Motor Breakdown, 05680 .....	11-7
Fig. 5 – Electric Motor Breakdown, 04656 .....	11-8
Fig. 6 – Electric Motor Breakdown, 27851 .....	11-9
Fig. 7 – Water Pump Breakdown, 10916 .....	11-10
Fig. 8 – Water Pump Breakdown, 27839 .....	11-11
Fig. 9 – Electric Motor Breakdown, 04922 .....	11-12
Fig. 10 – Water Pump Breakdown, 65590 .....	11-13

Fig. 1 – Electric Motor Breakdown, 10914

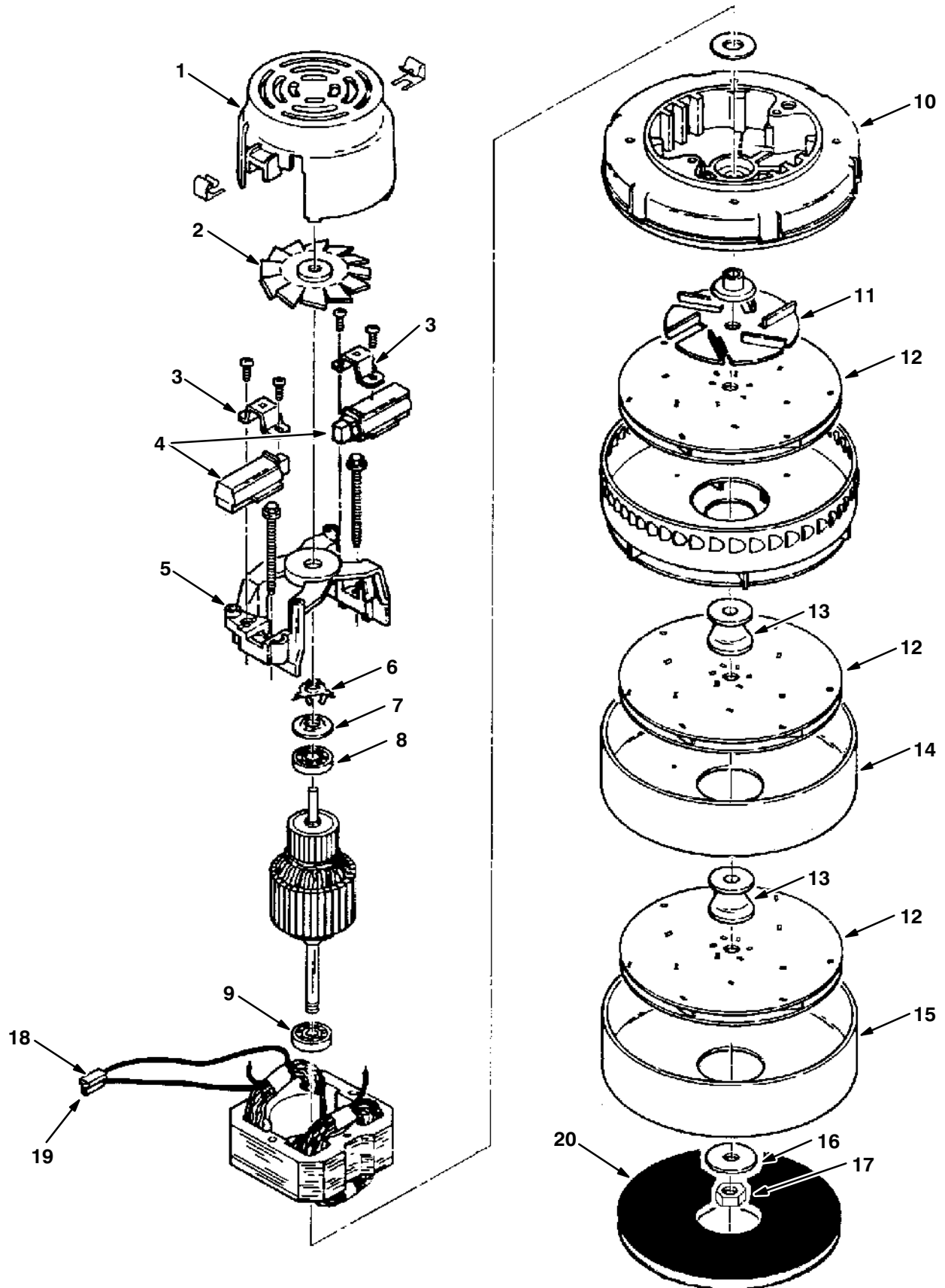


Fig. 1 – Electric Motor Breakdown, 10914

	Ref.	Tennant Part No.	Machine Serial Number	Description	Qty.
▽		10914	(000000–	) Motor, Electric	1
▲	1	37926	(000000–	) Housing	1
▲	2	37923	(000000–	) Fan	1
▲	3	01982	(000000–	) Clamp	2
▲	4	11756	(000000–	) Brush Assembly	2
▲	5	01983	(000000–	) Bracket, Connector	1
▲	6	01856	(000000–	) Spring	1
▲	7	37909	(000000–	) Disc	1
▲	8	01842	(000000–	) Bearing	1
▲	9	01837	(000000–	) Bearing	1
▲	10	01970	(000000–	) Bracket, Fan	1
▲	11	01971	(000000–	) Fan	1
▲	12	18628	(000000–	) Fan, Vacuum	3
▲	13	18630	(000000–	) Spacer	2
▲	14	61297	(000000–	) Fan, Stationary	1
▲	15	18631	(000000–	) Shell, Fan	1
▲	16	18632	(000000–	) Washer	1
▲	17	37929	(000000–	) Nut	1
▲	18	10925	(000000–	) Connector	1
▲	19	10926	(000000–	) Terminal, Female	2
▲	20	10912	(000000–	) Seal	1

**Fig. 2 – Electric Motor Breakdown, 28386**

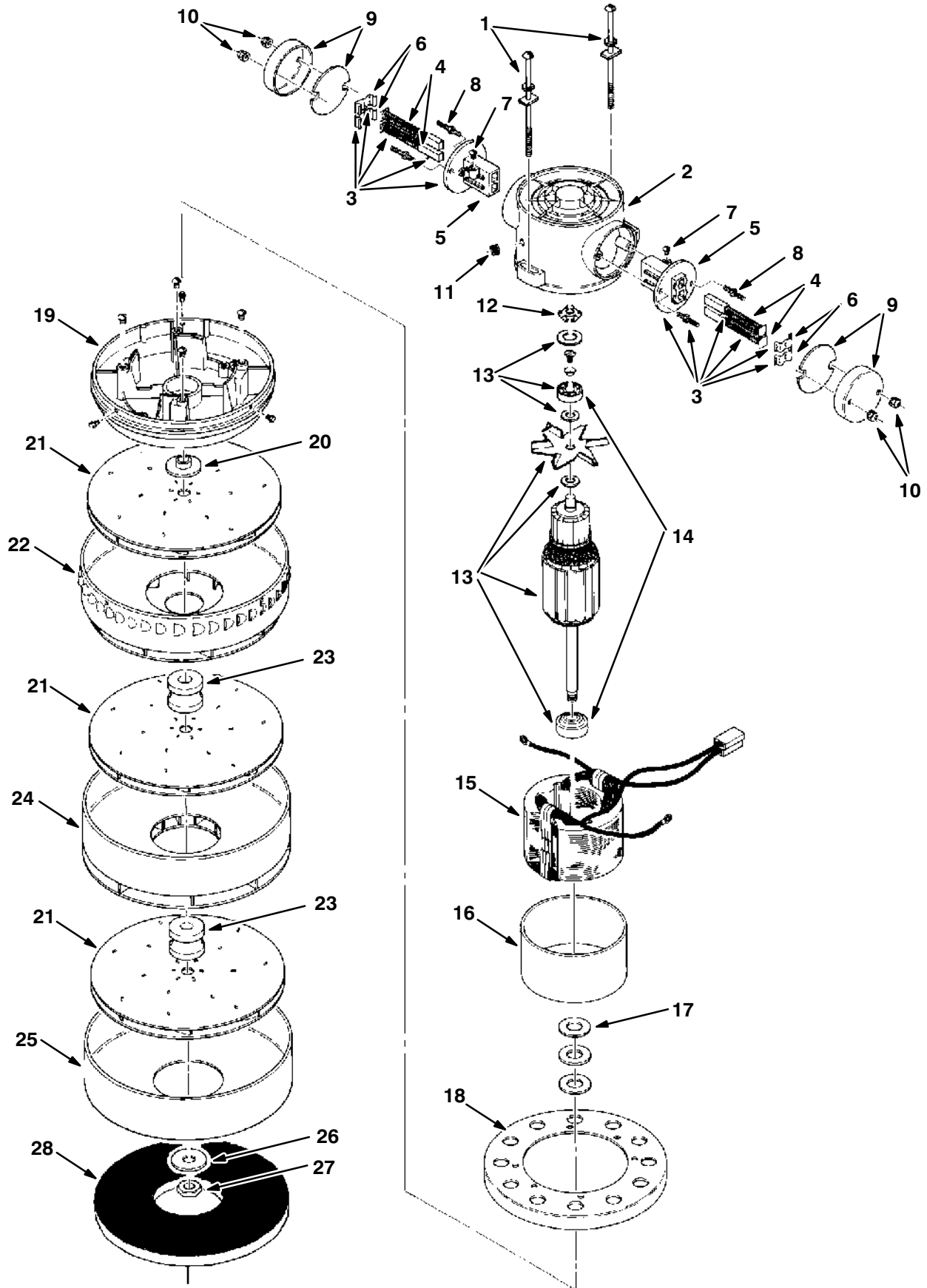
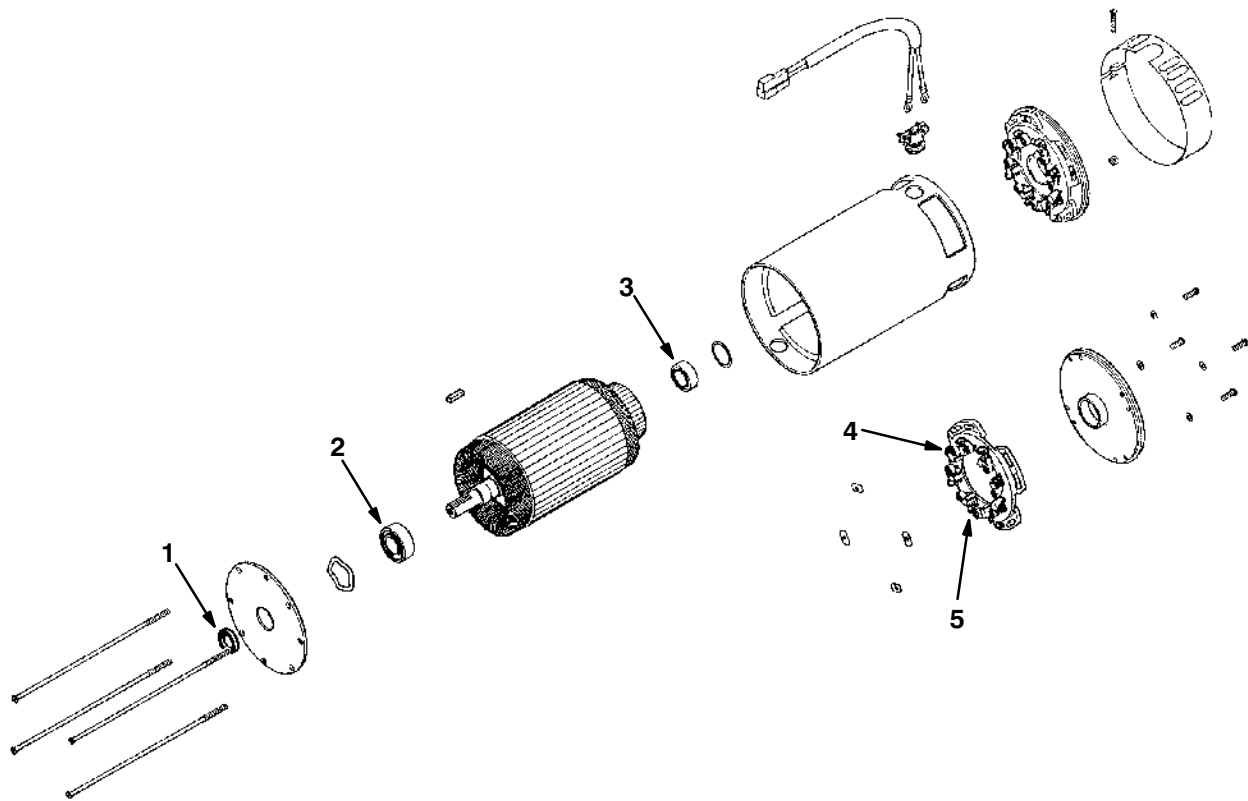


Fig. 2 – Electric Motor Breakdown, 28386

Ref.	Tenant Part No.	Machine Serial Number	Description	Qty.
▽	28386	(000000–	) Motor, Electric	1
▲	1 01981	(000000–	) Screw	2
▲	2 01848	(000000–	) Bracket	1
▲▽	3 32324	(000000–	) Brush Assembly	2
▲▲	4 37925	(000000–	) Brush and Spring	2
▲▲	5 01972	(000000–	) Holder, Brush	1
▲▲	6 01973	(000000–	) Clip, Brush Assembly	2
▲	7 38303	(000000–	) Screw	2
▲	8 01974	(000000–	) Stud	4
▲	9 38327	(000000–	) Cap	2
▲	10 01975	(000000–	) Nut	4
▲	11 01976	(000000–	) Bushing	1
▲	12 01856	(000000–	) Spring	1
▲▽	13 01841	(000000–	) Armature	1
▲▲	14 38438	(000000–	) Bearing Kit	1
▲	15 01978	(000000–	) Field	1
▲	16 01979	(000000–	) Band	1
▲	17 01980	(000000–	) Washer	1
▲	18 38362	(000000–	) Shell	1
▲	19 01854	(000000–	) Bracket	1
▲	20 45419	(000000–	) Spacer	1
▲	21 45420A	(000000–	) Fan, Rotating	3
▲	22 45418A	(000000–	) Fan, Stationary	1
▲	23 45421	(000000–	) Spacer	2
▲	24 45422A	(000000–	) Fan, Stationary	1
▲	25 45424A	(000000–	) Shell	1
▲	26 45423	(000000–	) Washer	1
▲	27 37939	(000000–	) Nut	1
▲	28 10912	(000000–	) Seal	1
▲	10925	(000000–	) Connector	1
▲	10926	(000000–	) Terminal	2

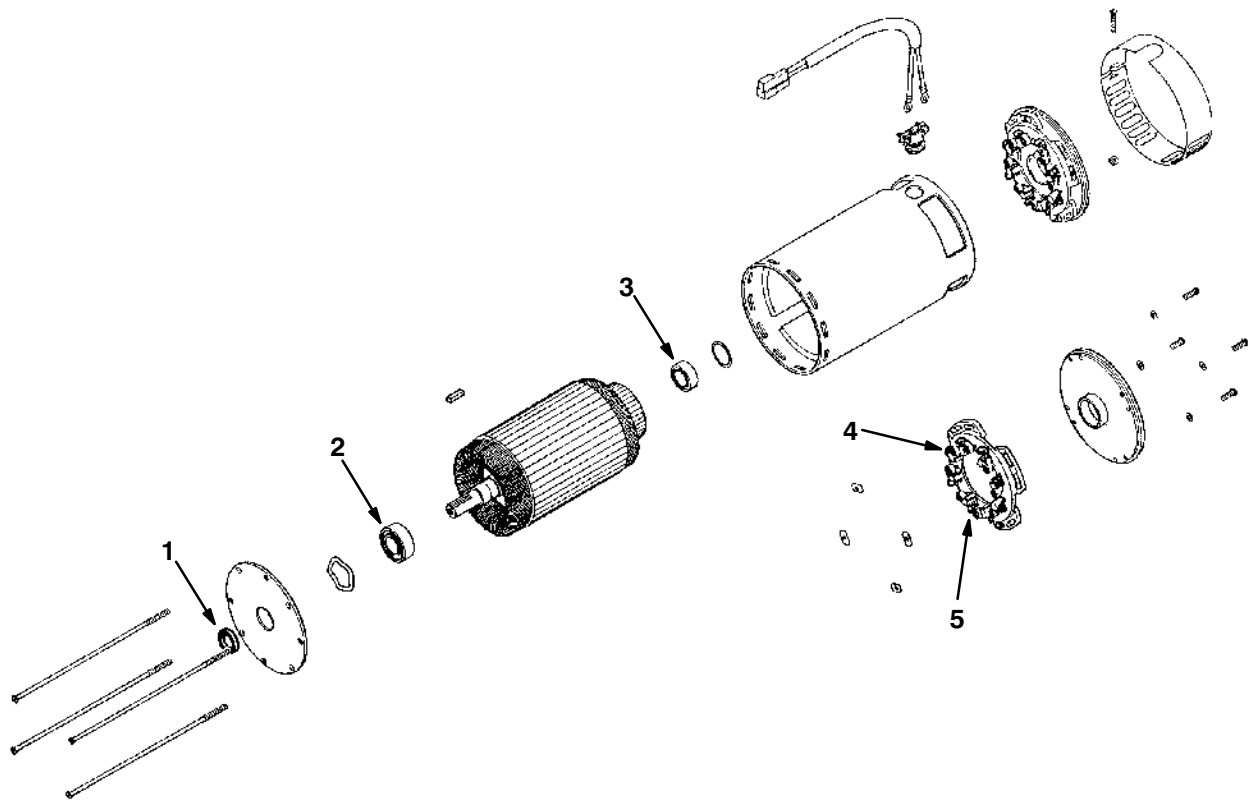
**Fig. 3 – Electric Motor Breakdown, 04742**



05197/00169

Ref.	Tennant Part No.	Machine Serial Number	Description	Qty.
▽	04742	(000000–	) Motor, Electric	1
▲	1 37637	(000000–	) Seal, Oil	1
▲	2 18626	(000000–	) Bearing	1
▲	3 38378	(000000–	) Bearing	1
▲	4 37643	(000000–	) Spring, Brush	4
▲	5 37638	(000000–	) Brush Assembly	4

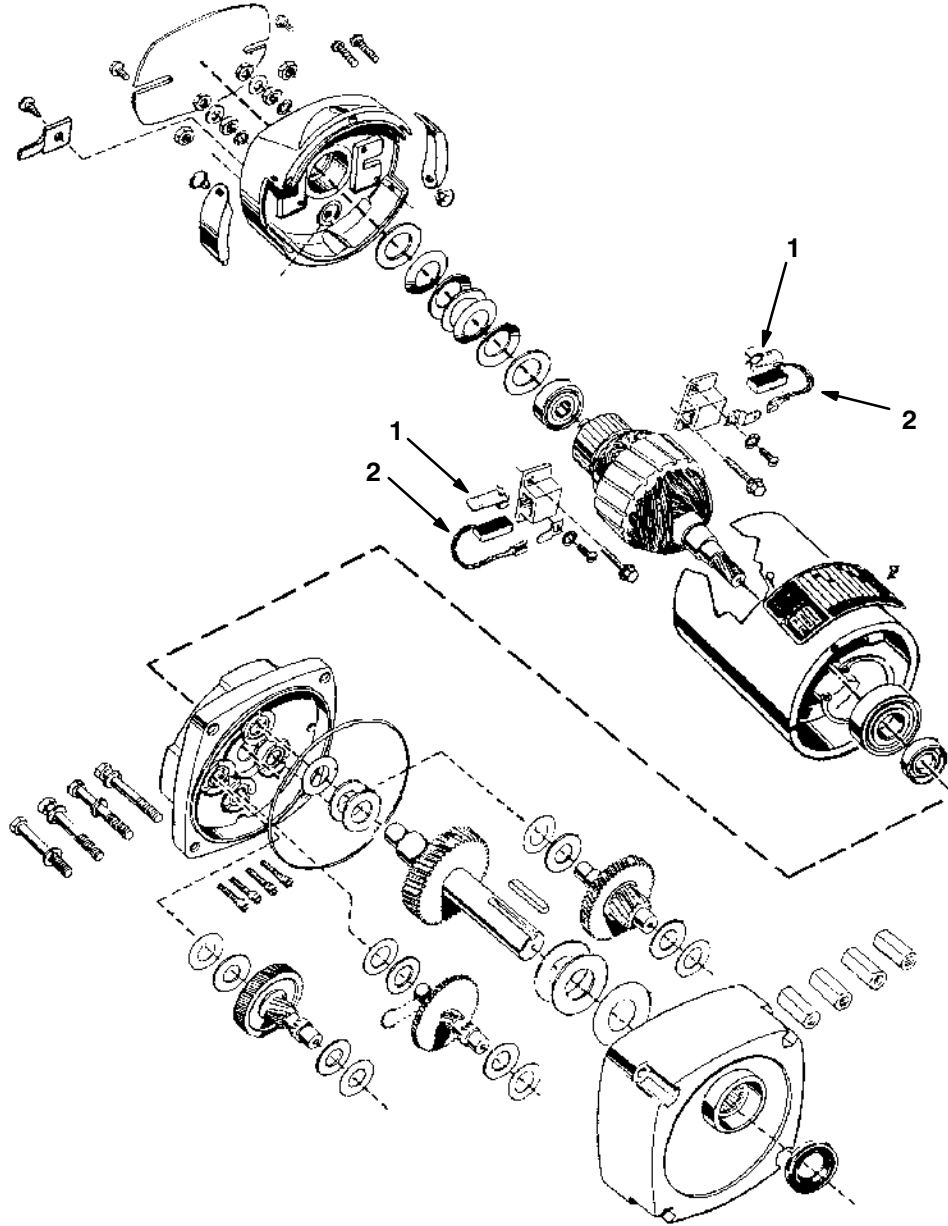
**Fig. 4 – Electric Motor Breakdown, 05680**



05198/00169

Ref.	Tennant Part No.	Machine Serial Number	Description	Qty.
▽	05680	(000000–	) Motor, Electric	1
▲	1 37637	(000000–	) Seal, Oil	1
▲	2 18626	(000000–	) Bearing	1
▲	3 38378	(000000–	) Bearing	1
▲▽	18634	(000000–	) Brush Holder Assembly	1
▲▲	4 37643	(000000–	) Spring, Brush	4
▲▲	5 37638	(000000–	) Brush	4
▲▲	48856	(000000–	) Holder, Brush	1

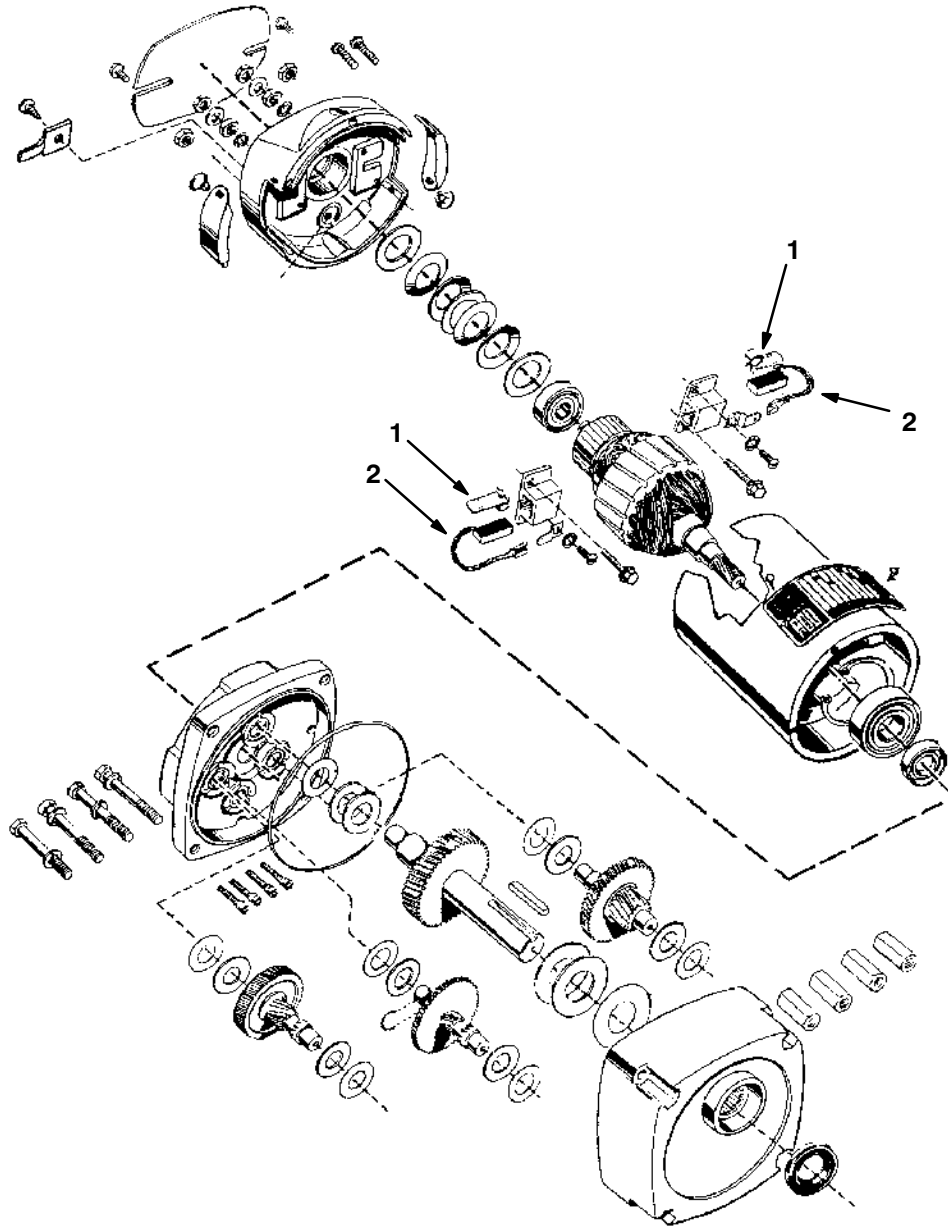
**Fig. 5 – Electric Motor Breakdown, 04656**



05196/06452

Ref.	Tennant Part No.	Machine Serial Number	Description	Qty.
▽	04656	(000000– )	Motor, Electric	1
▲	1 11751	(000000– )	Spring, Brush	2
▲	2 11752	(000000– )	Brush, Pigtail, Clip	2

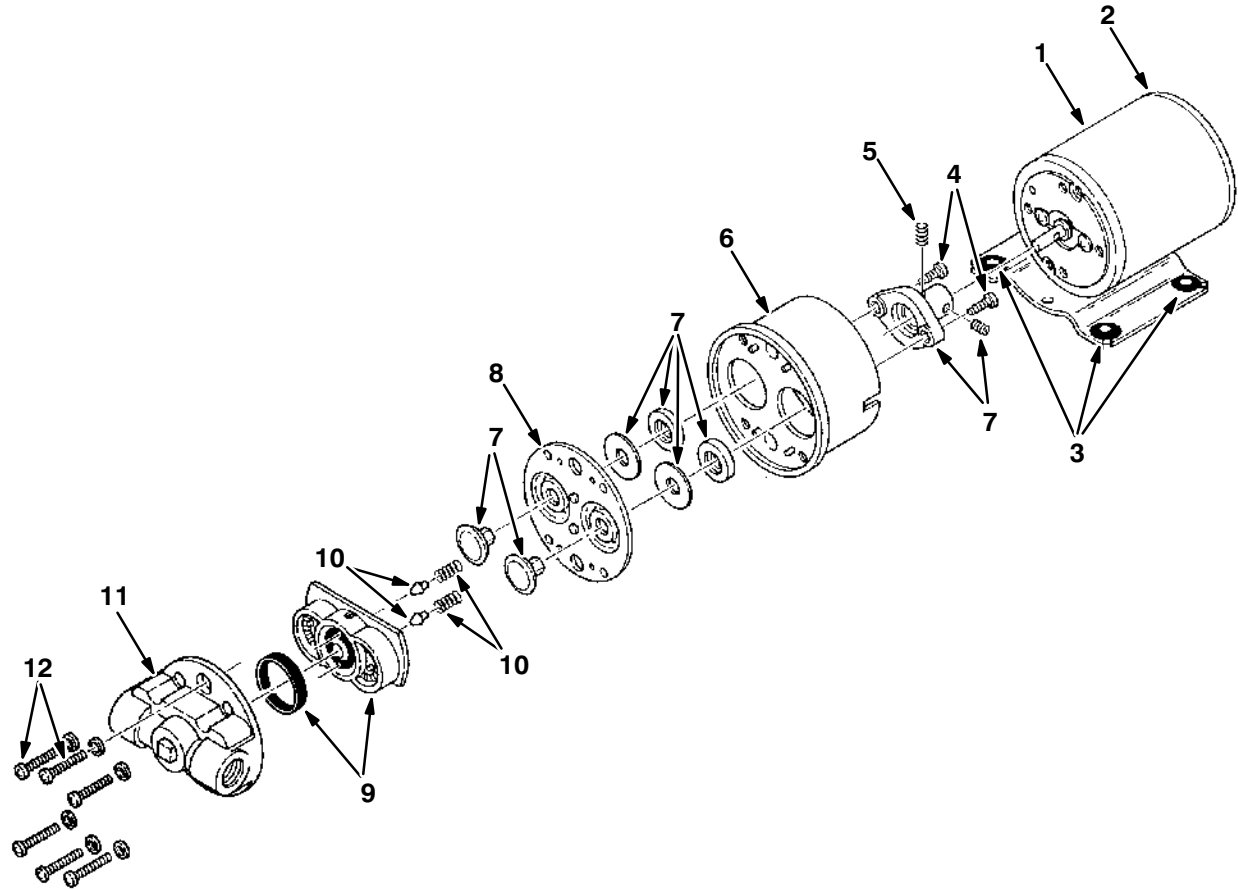
**Fig. 6 – Electric Motor Breakdown, 27851**



06450/06452

	Ref.	Tennant Part No.	Machine Serial Number	Description	Qty.
▽		27851	(000000–	) Motor, Electric	1
▲	1	11751	(000000–	) Spring, Brush	2
▲	2	11752	(000000–	) Brush, Pigtail, Clip	2

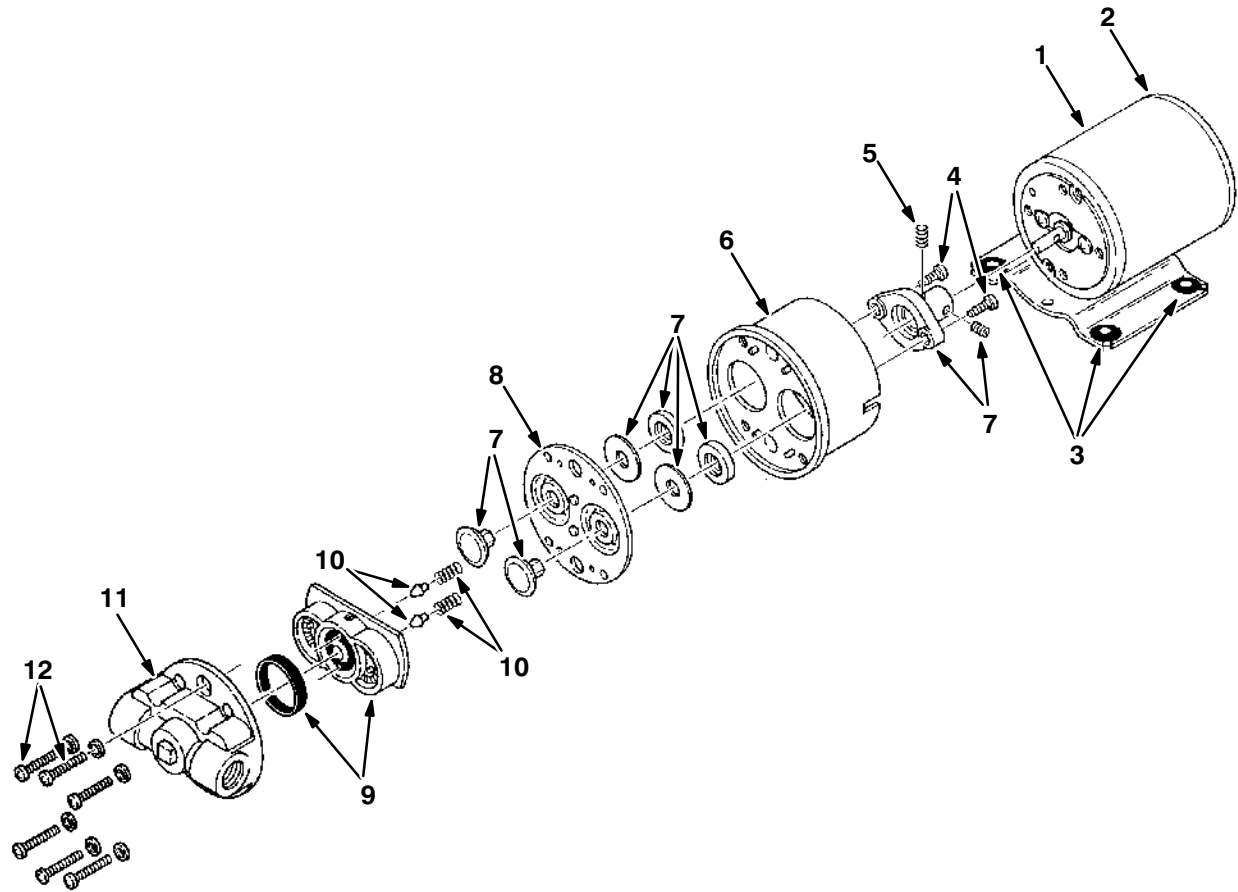
**Fig. 7 – Water Pump Breakdown, 10916**



05207/05092

Ref.	Tennant Part No.	Machine Serial Number	Description	Qty.
∇	10916	(000000– )	Pump, Water	1
▲∇	1 65700	(000000– )	Motor, 36V DC	1
▲▲	2 65701	(000000– )	Brush, Endbell	1
▲▲	65702	(000000– )	Brush Kit	1
▲	3 65703	(000000– )	Grommets	4
▲∇	65710	(000000– )	Pump Head Assembly	1
▲▲	4 65667	(000000– )	Cam/Bearing Screw	2
▲▲	5 65668	(000000– )	Cam/Bearing Set Screw	1
▲▲	65705	(000000– )	Cam/Bearing Set	1
▲▲	6 49901	(000000– )	Bearing Cover	1
▲▲	7 65706	(000000– )	Piston, Inner/Out	1
▲▲	8 65707	(000000– )	Diaphragm Kit	1
▲▲	9 65708	(000000– )	Check Valve	1
▲▲	10 65709	(000000– )	Bypass, Poppet	1
▲▲	11 49886	(000000– )	Housing, Pump	1
▲▲	12 65675	(000000– )	Pump Screws	6

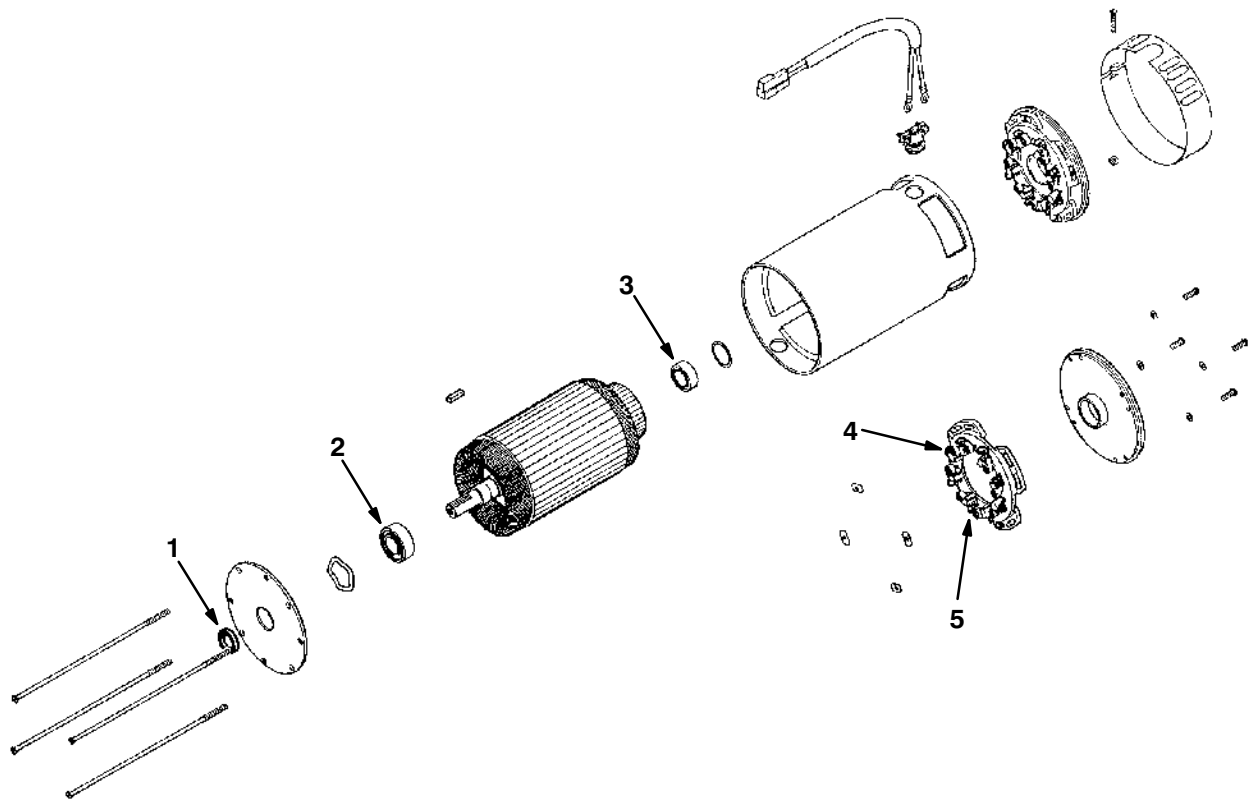
**Fig. 8 – Water Pump Breakdown, 27839**



06451/05092

Ref.	Tennant Part No.	Machine Serial Number	Description	Qty.
▽	27839	(000000– )	Pump, Water	1
▲▽	1 65700	(000000– )	Motor, 36V DC	1
▲▲	2 65701	(000000– )	Brush, Endbell	1
▲▲	65702	(000000– )	Brush Kit	1
▲	3 65703	(000000– )	Grommets	4
▲▽	65710	(000000– )	Pump Head Assembly	1
▲▲	4 65667	(000000– )	Cam/Bearing Screw	2
▲▲	5 65668	(000000– )	Cam/Bearing Set Screw	1
▲▲	65705	(000000– )	Cam/Bearing Set	1
▲▲	6 49901	(000000– )	Bearing Cover	1
▲▲	7 65706	(000000– )	Piston, Inner/Out	1
▲▲	8 65707	(000000– )	Diaphragm Kit	1
▲▲	9 65708	(000000– )	Check Valve	1
▲▲	10 65709	(000000– )	Bypass, Poppet	1
▲▲	11 49886	(000000– )	Housing, Pump	1
▲▲	12 65675	(000000– )	Pump Screws	6

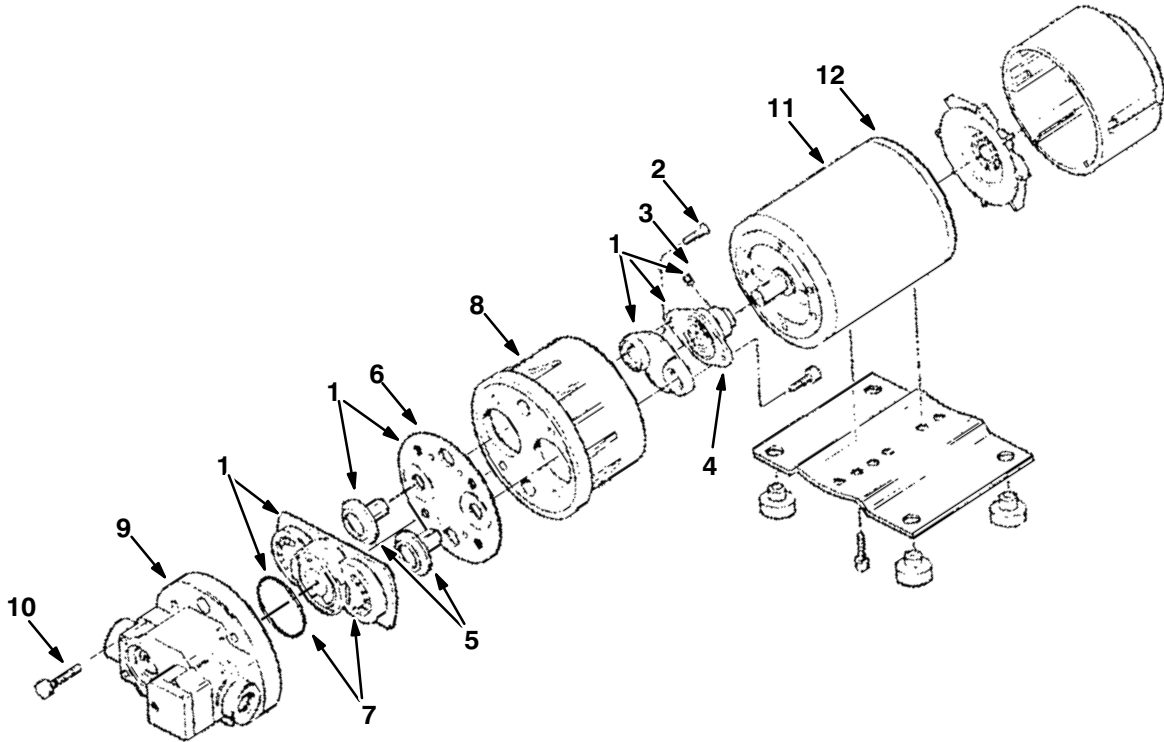
**Fig. 9 – Electric Motor Breakdown, 04922**



05208/00169

Ref.	Tennant Part No.	Machine Serial Number	Description	Qty.
▽	04922	(000000–	) Motor, Electric	1
▲	1 37637	(000000–	) Seal, Oil	1
▲	2 18626	(000000–	) Bearing	1
▲	3 38378	(000000–	) Bearing	1
▲	4 11757	(000000–	) Spring, Brush	4
▲	5 37638	(000000–	) Brush Assembly	4

**Fig. 10 – Water Pump Breakdown, 65590**



07525/07526

Ref.	Tennant Part No.	Machine Serial Number	Description	Qty.
▽	65590	(000000–	) Pump, Water	1
▲	1	65678	(000000–) Seal Kit	1
▲	2	65667	(000000–) Cam/Bearing Screw	1
▲	3	65668	(000000–) Cam/Bearing Set Screw	1
▲	4	65669	(000000–) Cam/Bearing Kit	1
▲	5	65671	(000000–) Piston, Inner/Out	1
▲	6	65672	(000000–) Diaphragm Kit	1
▲	7	65673	(000000–) Check Valve Assembly	1
▲	8	65670	(000000–) Bearing Cover	1
▲	9	65674	(000000–) Switch Assembly/Housing	1
▲	10	65675	(000000–) Pump Screws	1
▲	11	65676	(000000–) Motor, 36VDC	1
▲	12	65677	(000000–) Brush/Rectifier Assembly	1
▲	10923	(000000–)	) Connector, 2 Conductor	1
▲	10924	(000000–)	) Terminal, Male	2
▲	10917	(000000–)	) Seal, Connector	2



# SECTION 12

## CONTENTS

.....	PAGE
PART NUMBER TO PAGE NUMBER CROSS REFERENCE LIST .....	12-2

# CROSS REFERENCE

## PART NUMBER TO PAGE NUMBER CROSS REFERENCE LIST

Part Number	Page Number	Part Number	Page Number
00500-15	10-31	04701	10-11
00911	10-15, 10-17	04706	10-19, 10-21
00912	8-19	04707	10-15, 10-17
00913	10-15, 10-17	04710	10-15, 10-17
00926	6-16, 6-19, 7-16, 7-19, 8-12, 8-15, 9-12, 9-15	04713	10-17
00927	6-19, 7-19, 8-15, 9-15	04720	6-19, 7-19, 8-15, 9-15
00954	8-19	04721	6-19, 7-19, 8-15, 9-15
01275	8-23, 9-23	04740	10-23, 10-25
01543	8-19	04742	6-16, 7-16, 11-6
01837	11-3	04744	6-19, 7-19, 8-15, 9-15
01841	11-5	04745	10-17
01842	11-3	04746	6-19, 7-19, 8-15, 9-15
01845	8-19	04752	6-41, 7-41, 8-33, 9-32
01848	11-5	04760	6-31, 7-31, 8-25, 9-25
01854	11-5	04761	6-31, 7-31, 8-25
01856	11-3, 11-5	04762	6-31, 7-31, 8-25, 9-25
01970	11-3	04763	6-31, 7-31, 8-25, 9-25
01971	11-3	04765	6-31, 7-31, 8-25, 9-25
01972	11-5	04766	6-31, 7-31, 8-25, 9-25
01973	11-5	04767	6-31, 7-31, 8-25, 9-25
01974	11-5	04790	6-13, 7-13
01975	11-5	04808	6-41, 7-41, 8-33, 9-32
01976	11-5	04816	6-41, 7-41, 8-33, 9-32
01978	11-5	04819	6-41, 7-41, 8-33
01979	11-5	04832	6-13, 6-21, 7-13, 7-21, 8-9, 8-17, 9-9, 9-17
01980	11-5	04836	6-21, 6-27, 6-29, 7-21, 7-27, 7-29, 8-17, 8-23, 9-17, 9-23
01981	11-5	04843	6-39, 7-39, 8-31, 9-31
01982	11-3	04844	6-41, 7-41, 8-33, 9-32
01983	11-3	04846	6-39, 7-39, 8-31, 9-31
02076	6-29, 7-29, 9-23	04869	6-37, 7-37
02892	10-7, 10-8, 10-9, 10-33, 10-35	04894	6-2, 6-41
02942	10-19, 10-21	04898	6-2, 6-41
04400	6-19, 7-19, 8-15, 9-15	04899	10-47, 10-48
04618	10-15, 10-17	04900	10-46, 10-47
04619	10-15, 10-17	04916	7-2, 7-41, 8-2, 8-33
04620	10-15, 10-17	04919	7-2, 7-41, 8-2, 8-33
04625	10-21	04920	6-15, 7-15, 8-11, 9-11
04629	10-15, 10-17	04921	6-15, 7-15, 8-11, 9-11
04630	10-15, 10-17	04922	9-12, 11-12
04632	10-15, 10-17	04924	6-15, 7-15, 8-11, 9-11
04636	10-17	04927	6-15, 6-16, 7-15, 7-16, 8-11, 8-12, 9-11, 9-12
04637	10-19, 10-21	04928	6-15, 6-16, 7-15, 7-16, 8-11, 8-12, 9-11, 9-12
04640	10-21	04929	7-15, 8-11
04641	10-21	04942	6-15, 7-15, 8-11, 9-11
04642	10-15, 10-17	04944	7-5
04644	10-21	04945	6-5, 7-5
04645	10-15, 10-17	04957	6-33, 7-33, 9-27
04656	10-15, 10-17, 11-8	04993	6-5
04657	6-17, 7-17, 8-13, 9-13	05006	6-8, 6-9
04658	6-17, 7-17, 8-13, 9-13	05014	6-21
04664	10-17	05015	6-21
04665	10-19, 10-21	05016	7-21, 8-17, 9-17
04671	6-19, 7-19, 8-15, 9-15	05017	7-21, 8-17, 9-17
04684	6-27, 6-29, 7-27, 7-29		
04685	6-35, 7-35, 8-29, 9-29, 10-29		

**CROSS REFERENCE**

<b>Part Number</b>	<b>Page Number</b>	<b>Part Number</b>	<b>Page Number</b>
05019	6-15, 7-15, 8-11, 9-11	05532	10-31
05027	6-33, 7-33, 8-27, 9-27	05552	10-31
05033	6-3	05567	6-23, 7-23, 8-19, 9-19
05034	6-3	05578	10-11
05036	7-3, 8-3	05579	10-11
05038	7-3, 8-3	05582	6-19, 6-31, 7-19, 7-31, 8-19, 8-25
05043	6-5, 6-7	05584	10-11
05044	7-5, 7-7, 9-5	05594	10-11
05045	7-8	05604	6-19, 7-19, 8-15, 9-15
05046	7-8	05605	6-19, 7-19, 8-15, 9-15
05047	6-8	05606	6-19, 7-19, 8-15, 9-15
05048	6-8	05609	10-31
05050	6-13	05610	10-31
05054	6-5, 6-7	05611	6-31, 7-31, 8-25, 9-25
05058	7-13, 8-9	05612	6-16, 7-16, 8-12, 9-12
05070	6-5, 7-5	05621	10-19, 10-21
05072	6-5, 6-7	05624	6-39, 7-39, 8-31, 9-31
05073	7-5, 7-7, 8-5, 9-5	05646	6-11
05075	6-16	05650	10-2
05076	7-16, 8-12	05652	10-44
05081	7-5, 7-7, 8-5, 9-5	05669	6-25, 7-25, 8-21, 9-21
05089	6-21, 7-21, 8-17, 9-17	05670	6-25, 7-25, 8-21, 9-21
05099	6-39, 7-39, 8-31, 9-31	05671	6-27, 7-27, 10-44, 10-45
05127	6-21, 7-21, 8-17, 9-17	05672	6-27, 6-29, 7-27, 7-29
05134	10-23, 10-25, 10-27	05675	6-21, 7-21, 8-17, 9-17
05145	6-39, 7-39, 8-31, 9-31	05680	6-19, 7-19, 9-15, 11-7
05165	6-21, 7-21, 8-17, 9-17	05681	7-11
05191	6-19, 7-19, 8-15, 9-15	05685	6-15, 7-15, 8-11, 9-11
05214	6-13, 7-13, 8-9, 9-9	05686	6-15, 7-15, 8-11, 9-11
05216	6-21, 7-21, 8-17, 9-17	05696	6-19, 7-19, 8-15, 9-15
05218	6-21, 7-21, 8-17, 9-17	05711	6-25, 7-25, 8-21, 9-21
05222	6-13	05712	6-25, 7-25, 8-21
05223	6-5, 6-7, 7-5, 7-7, 8-5, 9-5	05713	10-23, 10-25, 10-27
05233	6-13	05714	6-25, 7-25, 8-21, 9-21
05236	6-5, 6-7, 7-5, 7-7, 8-5, 9-5	05715	6-25
05240	6-13	05716	10-23, 10-25, 10-27
05241	7-13, 8-9	05717	7-25, 8-21
05244	7-13, 8-9	05724	7-3, 8-3
05247	10-37	05725	7-3, 8-3
05251	6-27, 7-27, 8-23, 10-44, 10-45	05726	7-3, 8-3
05252	6-27, 7-27, 8-23, 10-44, 10-45	05728	6-3
05263	10-36	05729	6-3
05264	10-36, 10-37	05730	6-3
05265	10-36, 10-37	05795	10-13
05266	10-36, 10-37	06103	6-13, 7-13
05272	6-5, 6-7, 7-5, 7-7, 8-5, 9-5	06108	6-13, 7-13, 8-9, 9-9
05276	6-5, 7-5	06137	6-21, 7-21, 8-17, 9-17
05280	6-33, 7-33	06146	6-23, 7-23, 8-19, 9-19
05284	6-5, 6-7, 6-39, 7-5, 7-7, 7-39, 8-5, 8-31, 9-5, 9-31	06174	6-23, 7-23
05290	6-37, 7-37	06208	6-31, 7-31, 8-25, 9-25
05291	6-37, 7-37	06209	10-31
05292	6-15	06210	10-31
05294	6-25, 7-25, 8-21, 9-21	06211	10-19, 10-21
05297	10-31	06213	10-19, 10-21
05396	10-31	08182	10-19, 10-21
05409	10-31	08823	8-36
05520	10-31	08875	10-7, 10-8, 10-33, 10-35
		09005	10-31
		09162	10-15, 10-17

## CROSS REFERENCE

Part Number	Page Number	Part Number	Page Number
09806	6-44, 7-44, 8-36, 9-33	11214	10-15, 10-17
10138	8-23, 10-44	11218	6-3, 7-3, 8-3, 9-3
10140	8-23, 10-45	11229	6-27, 6-29, 7-27, 7-29, 9-23
10155	6-29, 7-29, 9-23	11230	6-27, 7-27
10632	6-27, 6-29, 7-27, 7-29, 8-23, 9-23	11235	10-19
10632-19	8-27	11236	10-15
10632-9	6-34, 7-34, 8-27, 9-28	11238	10-15
10891	8-27	11239	10-15
10911	6-23, 7-23, 8-19, 9-19	11241	10-15
10912	8-19, 9-19, 11-3, 11-5	11242	10-19
10914	6-23, 7-23, 11-3	11243	10-19
10916	10-23, 10-25, 10-27, 11-10	11283	6-2, 6-41, 7-2, 7-41, 8-2, 8-33, 9-2, 9-32
10917	11-13	11341	6-34, 7-34, 9-28
10923	11-13	11372	6-41, 7-41, 8-33
10924	11-13	11399	6-15, 7-15, 8-11, 9-11
10925	11-3, 11-5	11467	10-4
10926	11-3, 11-5	11480	10-12
10927	6-13, 7-13, 8-9, 9-9	11484	6-2, 6-41
10928	6-13, 7-13, 8-9, 9-9	11485	7-2, 7-41, 8-2, 8-33
10929	6-8	11488	6-33, 7-33, 8-27, 9-27
10930	6-8	11489	6-13, 7-13
10931	6-8	11531	8-19, 9-19
10932	7-8	11541	6-44, 7-44, 8-36, 9-33
10933	7-8	11568	10-45
10934	7-8	11580	10-19, 10-21
10935	6-23, 7-23, 10-23, 10-25	11581	10-49
10936	6-23, 7-23	11608	6-33, 7-33, 8-27, 9-27
10938	6-43, 7-43, 9-35	11610	10-33, 10-35
10939	6-43, 7-43, 9-35	11612	6-13, 7-13, 8-9, 9-9
10940	6-43, 7-43, 9-35	11613	6-13, 7-13, 8-9, 9-9
10946	6-37, 7-37	11636	10-7, 10-8, 10-9, 10-33, 10-35
10949	6-37, 7-37	11643	10-2
10950	6-37, 7-37	11644	10-4
10951	6-15, 7-15, 8-11, 9-11	11647	10-2, 10-4
10954	6-15, 7-15, 8-11, 9-11	11648	10-2, 10-4
10956	6-41, 7-41, 8-33	11651	6-33, 7-33, 10-33, 10-35
10957	6-15, 7-15, 8-11, 9-11	11661	6-44
10960	6-33, 7-33, 8-27, 9-27	11663	7-44
10962	6-35, 7-35, 8-29, 9-29	11667	10-11
10963	6-15, 7-15, 9-11	11676	6-39, 7-39, 8-31
10964	6-15, 7-15, 8-11, 9-11	11679	6-37, 7-37
10967	6-35, 7-35, 8-29, 9-29	11681	6-3
10968	10-23, 10-25, 10-27	11682	7-3, 8-3
10969	10-40, 10-41	11708	6-34, 7-34
10970	10-19, 10-21	11713	6-34, 7-34, 9-28
10973	6-33, 7-33, 8-29	11746	6-21, 7-21, 8-17, 9-17
10976	10-19, 10-21	11747	10-15, 10-17
10982	8-11, 10-19, 10-21	11750	6-21, 7-21, 8-17, 9-17
10983	10-19, 10-21	11751	11-8, 11-9
10985	10-12, 10-13	11752	11-8, 11-9
10987	6-5, 7-5	11756	11-3
10988	6-5, 7-5	11757	11-12
11088	6-19, 7-19, 8-15, 9-15	11771	9-3
11109	6-17, 7-17, 8-13, 9-13	11772	9-3
11117	6-19, 7-19, 8-15, 9-15	11773	9-3
11127	6-19, 7-19, 8-15, 9-15	11776	9-3
11149	10-19	11777	9-3
11211	6-15, 7-15, 8-11, 9-11		
11213	10-15, 10-17		

## CROSS REFERENCE

Part Number	Page Number	Part Number	Page Number
11778	9-3	24919	9-32
11780	9-3	24926	9-31
11781	9-3	24931	7-9, 8-7, 9-7
12083	6-25, 7-25, 8-21, 9-21	24932	7-9, 8-7, 9-7
12694	10-51	24933	6-13, 7-13
14432	6-15, 7-15, 8-11, 9-11	24942	10-3, 10-5, 10-6
14715	10-23, 10-25, 10-27	26315	10-15, 10-17
14838	6-3, 7-3, 8-3, 9-3	26395-1	6-35, 7-35, 9-29
14841	6-16, 7-16, 8-12, 9-12	26395-2	10-19, 10-21
15539	6-3, 7-3, 8-3, 9-3	26565	6-25, 7-25, 8-21
15644	8-19	27815	8-35
15740	8-29	27816	8-35
15877	6-19, 7-19, 8-15, 9-15	27817	8-35
16651	8-29	27818	8-35
18217	8-29	27819	8-29
18626	11-6, 11-7, 11-12	27820	10-21
18628	11-3	27825	8-27
18630	11-3	27826	8-27
18631	11-3	27832	8-19
18632	11-3	27836	8-12
18634	11-7	27837	8-15
19676	6-21, 7-21, 8-17, 9-17	27838	8-11
19783	6-3, 7-3, 8-3, 9-3	27839	10-25, 11-11
19800	10-55	27851	10-17, 11-9
20020	8-19	27856	8-27
222396	6-21, 7-21, 8-17, 9-17	27862	8-27
22297	6-21, 7-21, 8-17, 9-17	27880	6-25, 7-25, 8-21, 9-21, 10-31
22892	10-38, 10-39, 10-42, 10-43	27884	8-19
23514-1	6-37, 7-37	27885	8-19
24299	6-3, 7-3, 8-3, 9-3	27901	8-19
24547	6-19, 7-19, 8-15, 9-15	27906	8-19
24548	6-19, 7-19	27907	8-19
24552	6-19, 7-19, 8-15, 9-15	27909	8-19
24553	6-19, 7-19	27916	8-19
24555	6-19, 7-19, 8-15, 9-15	27918	8-27
24578	9-12	27928	6-34, 7-34, 9-28
24589	6-41	27929	6-8, 7-8
24633	7-41, 8-33	27934	6-31, 7-31, 8-25, 9-25
24638	6-21, 7-21, 8-17, 9-17	27937	6-31, 7-31, 8-25, 9-25
24645	6-19, 7-19, 8-15, 9-15	27946	8-29
24663	6-21, 7-21, 8-17, 9-17	27952	6-41, 7-41, 8-33
24679	9-9	27953	10-25, 10-27
24682	6-19, 7-19, 8-15, 9-15	27955	6-31, 7-31, 8-25, 9-25
24684	6-19, 7-19, 8-15, 9-15	27963	6-34, 7-34, 8-29, 9-28
24686	6-2, 6-41	27967	6-35, 7-35, 9-29
24687	7-2, 7-41, 8-2, 8-33	27969	9-29
24760	9-9	27971	6-31, 7-31, 8-25
24785	9-9	27973	6-31, 7-31, 8-25, 9-25
24796	9-9	27974	6-31, 7-31, 8-25, 9-25
24798	10-5, 10-6	28009	10-36, 10-37
24801	10-3	28082	8-9, 9-9
24836	10-3	28120	8-5
24837	10-5, 10-6	28151	8-5
24843	6-29, 7-29, 9-23, 10-44, 10-45	28154	8-5
24852	6-13, 7-13, 8-9, 9-9	28163	7-8, 7-9, 8-7, 9-7
24853	10-33, 10-35	28238	6-13, 7-13
24863	6-8	28262	8-36
24865	7-8	28272	6-19, 7-19, 8-15, 9-15
24881	10-36, 10-37, 10-40, 10-41	28280	8-15

## CROSS REFERENCE

Part Number	Page Number	Part Number	Page Number
28286	6-29, 7-29, 9-23	32536	6-37, 7-37
28325	8-5	33342	6-19, 7-19, 8-15, 9-15
28332	6-29, 7-29	33344	6-21, 7-21, 8-17, 9-17
28333	6-29, 7-29, 9-23	33352	6-2, 6-41
28334	6-29, 7-29, 9-23	33354	7-2, 7-41, 8-2, 8-33
28335	6-29, 7-29, 9-23	33355	6-39, 7-39, 8-31, 9-31
28338	8-29	33357	6-2, 6-41
28346	6-23, 7-23, 8-19, 9-19, 10-23, 10-25, 10-27	33358	6-39, 7-39, 8-31, 9-31
28348	6-43, 7-43, 9-35	33360	6-5, 6-7, 7-5, 7-7, 8-5, 9-5
28349	6-43, 7-43	33365	6-39, 7-39, 8-31, 9-31
28356	10-7, 10-8, 10-33, 10-35	33369	6-41, 7-41, 8-33, 9-32
28357	10-7, 10-8, 10-33, 10-35	33371	6-39, 7-39, 8-31, 9-31
28360	6-13, 7-13	33372	6-39, 7-39, 8-31, 9-31
28365	6-13, 7-13, 8-9	33373	6-39, 7-39, 8-31, 9-31
28366	6-13, 7-13	33377	6-41, 7-41, 8-33
28386	9-19, 11-5	33378	6-41, 7-41, 8-33
28400	9-19	33379	6-39, 7-39, 8-31, 9-31
28405	9-19	33385	6-39, 7-39, 8-31, 9-31
28410	9-19	33390	6-39, 7-39, 8-31, 9-31
28412	9-19	33393	6-41, 7-41, 8-33
28413	9-19	33403	6-41, 7-41, 8-33, 9-32
28414	9-19	33404	6-37, 6-39, 7-37, 7-39, 8-31, 9-31
28415	9-9	33407	6-7, 7-7, 8-5, 9-5
28416	6-33, 7-33, 9-27	33416	7-9, 9-7
28426	6-35, 7-35, 9-29	33419	7-9, 8-7, 9-7
28427	9-27	33424	7-2, 7-41, 8-2, 8-33
28428	6-33, 7-33, 8-27, 9-27	33427	6-13, 7-13, 8-9, 9-9
28429	6-33, 7-33, 8-27, 9-27	33437	6-2, 6-41, 7-2, 7-41, 8-2, 8-33
28434	9-11	33438	6-25, 7-25, 8-21, 9-21
28435	9-33	33439	6-25, 7-25, 8-21, 9-21
28465	9-9	33441	6-25, 7-25, 8-21
28470	9-9	33444	10-33, 10-35
28489	9-9	33454	6-7, 7-7, 8-5, 9-5
28491	9-9	33475	9-2, 9-32
28493	9-9	33477	6-13
28494	6-13	33490	6-9
28495	7-13, 8-9	33492	6-33, 7-33, 8-27, 9-27
28496	6-13	33497	10-7, 10-8, 10-33, 10-35
28497	7-13, 8-9	33498	6-39, 7-39, 8-31, 9-31
28498	9-9	33499	6-39, 7-39, 8-31, 9-31
28501	9-32	33501	6-33, 7-33, 9-27
28542	9-9	33511	6-33, 7-33
28545	9-9	33515	6-9
28583	10-9	33530	10-7, 10-8, 10-33, 10-35
28584	10-9	33531	10-7, 10-8, 10-33, 10-35
29584	6-15, 7-15, 8-11, 9-11	33532	6-13
30058	10-40, 10-41, 10-42, 10-43	33533	6-13
30059	10-40, 10-42	33535	6-13
30215	6-3	33536	6-7, 7-7, 8-5, 9-5
30216	7-3, 8-3	33537	6-7, 7-7, 8-5, 9-5
30240	6-3	33544	7-13, 8-9
30241	7-3, 8-3	33546	7-13, 8-9
31203	6-33, 7-33, 9-27	33548	6-9
31204	6-33, 7-33, 9-27, 10-33, 10-35	33553	7-13, 8-9
31988	6-33, 7-33, 8-27, 9-27	33566	7-13, 8-9
32234	6-35, 7-35, 8-29, 9-29, 10-29	33583	6-9
32324	11-5	33584	6-23, 7-23, 8-19, 9-19
		33588	9-2, 9-32

## CROSS REFERENCE

Part Number	Page Number	Part Number	Page Number
33590	9-2, 9-32	54333	6-25, 7-25, 8-21, 9-21, 10-23, 10-25, 10-27, 10-55
33671	6-27, 6-29, 7-27, 7-29, 9-23	55094	6-41, 7-41, 8-33, 9-32
35921	10-31	55248	6-31, 7-31, 8-25, 9-25
36190	6-19, 7-19, 8-15, 9-15	56119	6-21, 6-23, 7-21, 7-23, 8-17, 8-19, 9-17, 9-19
36758	6-13, 7-13, 8-9, 9-9	56799	6-33, 7-33, 8-27, 9-27
37637	11-6, 11-7, 11-12	57164	6-35, 7-35, 8-29
37638	11-6, 11-7, 11-12	57167	6-34, 7-34, 9-28, 9-29
37643	11-6, 11-7	57497	10-15, 10-17
37909	11-3	57751	6-35, 7-35, 8-29, 9-29
37923	11-3	57772	6-33, 7-33, 8-27, 9-27
37925	11-5	578061	10-53
37926	11-3	578063	10-53
37929	11-3	578064	10-53
37939	11-5	578066	10-53
38303	11-5	57807	6-33, 7-33, 8-27, 9-27, 10-29, 10-55
38327	11-5	578071	10-51
38362	11-5	578072	10-51
38378	11-6, 11-7, 11-12	578073	10-53
38438	11-5	578074	10-53
38889	10-42, 10-43	578077	10-53
39273	10-19, 10-21	578078	10-53
40282	8-27	578091	10-53
40670	10-56	578094	10-53
40671	10-56	578123	10-53
40678-1	6-19, 7-19, 8-15, 9-15	578124	10-53
40847-1	6-39, 7-39, 8-31, 9-31	578125	10-53
40847-3	6-37, 7-37	578126	10-53
41304	10-23, 10-25, 10-27	578143	10-53
41698	8-19	578154	10-53
41702	6-35, 7-35, 8-27, 9-29	578155	10-53
43516A	6-21, 7-21, 8-17, 9-17	578160	10-51
43611	6-25, 7-25, 8-21, 9-21	578161	10-53
44238-10	6-15, 7-15, 9-11	578164	10-53
44961	10-15, 10-17	578214	10-53
45261	6-15, 7-15, 8-11, 9-11	578228	10-53
45412	8-19	578276	10-51
45418A	11-5	57828	6-21, 7-21, 8-17, 9-17
45419	11-5	578318	10-51
45420A	11-5	578439	10-53
45421	11-5	578820	10-51
45422A	11-5	578821	10-53
45423	11-5	579112	10-53
45424A	11-5	579148	10-53
45430	8-19	579198	10-53
45962	6-29, 7-29, 9-23	59633	6-13, 7-13, 8-9, 9-9
46236	6-11, 7-11	60095	8-23, 9-23
47277	6-19, 7-19, 9-15	60096	9-23
48635	10-15, 10-17	60097	8-23
48636	10-15, 10-17	60098	8-23, 9-23
48856	11-7	60164	9-21
49266	6-23, 6-31, 7-23, 7-31, 8-19, 8-25, 9-19, 9-25, 10-23, 10-25, 10-27, 10-33, 10-35, 10-55	60165	9-21
49708	6-41, 7-41, 8-33, 9-32	60170	8-27
49811	10-40, 10-42	60171	8-19, 9-19
49886	11-10, 11-11	61211	10-55
49901	11-10, 11-11	61212	10-56
50682	6-15, 7-15, 8-11, 9-11	61214	10-55
		61297	11-3

## CROSS REFERENCE

Part Number	Page Number	Part Number	Page Number
61416	6-19, 7-19, 8-15, 9-15	65614	10-43
61596	6-17, 7-17, 8-13, 9-13	65616	10-43
61597	6-17, 7-17, 8-13, 9-13	65618	10-43
61598	10-50	65619	10-42, 10-43
61837	10-40, 10-41	65620	10-41, 10-43
63030-2	9-29	65621	10-40
63212	6-37, 7-37	65626	10-40, 10-42
63244-1	6-25, 7-25, 8-21, 9-21	65628	10-42
63244-3	6-25, 7-25, 8-21, 9-21, 10-23, 10-25, 10-27	65629	10-40, 10-42
63245-1	6-25, 7-25, 8-21, 9-21, 10-55	65630	10-42
63248-1	7-3, 8-3	65632	10-41
63248-2	7-3, 8-3	65634	10-41
63248-3	7-3, 8-3	65638	10-40
63248-4	7-3, 8-3	65664	6-33, 7-33, 8-27, 9-27
63282	6-39, 7-39, 8-31, 9-31	65665	6-33, 7-33, 8-27, 9-27
63288	10-56	65667	11-10, 11-11, 11-13
63342	6-25, 7-25, 8-21, 9-21	65668	11-10, 11-11, 11-13
63740	6-29, 7-29, 9-23	65669	11-13
63755	6-27, 7-27, 8-23, 10-44, 10-45	65670	11-13
63757	6-27, 7-27, 8-23, 10-44, 10-45	65671	11-13
63846	6-15, 7-15, 9-11	65672	11-13
63878	6-37, 7-37	65673	11-13
64377	6-39, 7-39, 8-31, 9-31	65674	11-13
64489	6-39, 7-39, 8-31, 9-31	65675	11-10, 11-11, 11-13
64743	10-23, 10-25, 10-27	65676	11-13
64778	10-23, 10-25, 10-27	65677	11-13
65340	10-53	65678	11-13
65341	10-51	65683	6-23, 7-23, 8-19, 9-19
65342	10-55	65684	9-32
65551	6-21, 7-21, 8-17, 9-17	65690	6-8, 6-9, 7-8, 7-9, 8-7, 9-7
65552	6-21, 7-21, 8-17, 9-17	65695	6-21, 7-21, 8-17, 9-17
65554	6-33, 7-33, 8-27, 9-27	65696	6-43, 7-43, 8-35, 9-35
65557	10-55	65698	10-23, 10-25, 10-27
65559	6-33, 7-33, 8-27, 9-27	65700	11-10, 11-11
65561	10-29	65701	11-10, 11-11
65566	6-21, 7-21, 8-17, 9-17	65702	11-10, 11-11
65568	10-42, 10-43	65703	11-10, 11-11
65570	10-40	65705	11-10, 11-11
65571	10-42	65706	11-10, 11-11
65572	10-41	65707	11-10, 11-11
65573	10-43	65708	11-10, 11-11
65580	10-11, 10-56	65709	11-10, 11-11
65581	10-55	65710	11-10, 11-11
65582	10-51	65713	10-23, 10-25, 10-27
65584	6-33, 7-33, 8-27, 9-27	65716	10-25
65586	10-55	65718	10-23, 10-25, 10-27
65587	10-55	65724	10-41
65588	10-55	65742	6-27, 6-29, 6-34, 7-27, 7-29, 7-34, 8-29, 9-28
65590	10-55, 11-13	65744	6-29, 7-29
65591	10-55	65745	8-23, 9-23
65592	10-55	65954	10-40, 10-41
65597	6-33	65958	10-41
65598	7-33, 8-27, 9-27	65959	10-41, 10-43
65599	10-56	67004	6-21, 7-21, 8-17
65607	10-55	68106	8-27
65613	10-42, 10-43	69784	6-21, 7-21, 8-17, 9-17, 10-23, 10-25, 10-27
		75118	10-56
		75611	6-21, 7-21, 8-17, 9-17

<b>Part Number</b>	<b>Page Number</b>
75968 .....	10-19, 10-21
75977 .....	10-19, 10-21
76062 .....	6-35, 7-35, 8-27, 9-29
76426 .....	6-21, 6-23, 7-21, 7-23, 8-17, 8-19, 9-17, 9-19
76979 .....	10-15, 10-17
78122 .....	10-55
78544 .....	6-2, 6-41
78545 .....	6-2, 6-41
78546 .....	7-2, 7-41, 8-2, 8-33
78547 .....	7-2, 7-41, 8-2, 8-33
78548 .....	9-2, 9-32
78549 .....	9-2, 9-32
78550 .....	10-41
78551 .....	6-23, 7-23, 8-19, 9-19
79599 .....	6-19, 7-19, 8-15, 9-15
82226 .....	6-31, 7-31, 8-25, 9-25
82457 .....	10-9
82962 .....	6-39, 7-39, 8-31, 9-31
86366 .....	8-29
86730 .....	6-31, 7-31, 8-25, 9-25
86791 .....	6-13, 7-13, 8-9, 9-9
86800 .....	6-13, 6-39, 7-13, 7-39, 8-9, 8-31, 9-9, 9-31, 10-19, 10-21
86866 .....	10-15, 10-17
87028 .....	10-39
87284 .....	6-33, 7-33, 10-33, 10-35
87834 .....	10-38
87865 .....	8-27
87977 .....	6-35, 7-35, 8-29, 9-29, 10-55
87994 .....	10-38, 10-39
87995 .....	10-38, 10-39
87996 .....	10-38, 10-39
87997 .....	10-38, 10-39
87998 .....	10-39
87999 .....	10-38
89046 .....	6-3
89047 .....	6-3
89048 .....	6-3
89049 .....	6-3





Fold along dotted lines

Tape here



NO POSTAGE  
NECESSARY  
IF MAILED  
IN THE  
UNITED STATES

**BUSINESS REPLY MAIL**

FIRST CLASS MAIL      PERMIT NO. 94      MINNEAPOLIS, MN

POSTAGE WILL BE PAID BY ADDRESSEE

**TENNANT COMPANY**

Technical Publications #15  
701 North Lilac Drive  
P.O. Box 1452  
Minneapolis, MN 55440-9947





Fold along dotted lines

Tape here



NO POSTAGE  
NECESSARY  
IF MAILED  
IN THE  
UNITED STATES

**BUSINESS REPLY MAIL**

FIRST CLASS MAIL      PERMIT NO. 94      MINNEAPOLIS, MN

POSTAGE WILL BE PAID BY ADDRESSEE

**TENNANT COMPANY**

Technical Publications #15  
701 North Lilac Drive  
P.O. Box 1452  
Minneapolis, MN 55440-9947



# TENNANT COMPANY SERVICE LITERATURE AVAILABLE...

A variety of information is available to you in forms to suit your needs. The following is a list of those publications that relate to the Model 465 and 480 family of machines:

<b>Machine Model</b>	<b>Publication</b>	<b>Form</b>	<b>TENNANT Part No.</b>
465/480/490	Operation, Maintenance, and Parts Manual	Printed	MM184
465/480/490	Operation, Maintenance, and Parts Manual	Microfiche	85184
465/480/490	Operator Handbook, English, French, Spanish, German	Printed	MM186

Keep your manuals in a safe, convenient location for your future reference in order to operate, maintain, and order repair parts for your machine. Everyone who operates, maintains, or purchases parts for the machine should have easy access to a copy of the manual.

To get pricing information or to order copies of these publications, contact your nearest Tennant Company parts warehouse, distributor, or sales representative.