



## Electronic Service Manuals

This electronic document is provided as a service to our customers. We do not create the contents of the information contained in this document. Should you have detailed questions pertaining to the information contained in this document, you may contact Michco, or the manufacturer which provided the original information in this electronic deliverable. Michco's only part in this electronic deliverable was the electronic assembly process. By providing this manual on line we are not guaranteeing parts availability.

You may contact Michco through the following methods:

Phone (517) 484-9312 or (800) 331-3339

2011 N. High St. -- Lansing, Michigan -- 48906

Fax: (517) 484-9836

Email: [CustServe@Michco.com](mailto:CustServe@Michco.com)

Web site: [www.Michco.Com](http://www.Michco.Com)

Parts Web site: [www.FloorMachineParts.Com](http://www.FloorMachineParts.Com)

Order Parts on Line at:

**[www.FloorMachineParts.Com](http://www.FloorMachineParts.Com)**

Directly to Parts & Service:

By Email: **[Shop@Michco.com](mailto:Shop@Michco.com)**

By Fax: (517) 702-2041

By Voice: Use numbers above.

**Serving the Cleaning Industry Since 1922**

Notice: All copyrighted material remains property of original owners, all trademarks are property of respective owners. Manuals are subject to Manufacturer's reproduction limitations. Originals or reproductions were provided by manufacturers through a request. We make no warranty as to the correctness of information provided in this document and you assume all risk. By placing these manuals on line we are not declaring our corporation to be an manufacturer authorized dealer or provider, please check our web site for authorized manufacturers we represent.



**Parts Manual**  
**E RIDE 26 Riding Scrubber**

## Table of Contents

For Safety When Servicing or Maintaining Machine .....	1
Main Assembly .....	2
Main Assembly I .....	2
Main Assembly II .....	3
Main Assembly III .....	4
Main Assembly IV .....	5
Main Assembly V .....	6
Main Assembly BOM .....	7
Front Drive Assembly .....	8
Front Drive Assembly BOM .....	9
Front Drive Subassembly .....	10
Idler Subassembly .....	10
Bearing Subassembly .....	10
Rear Wheel Assembly .....	11
Roller Bumper Assembly .....	12
Linkage Assembly .....	13
Linkage Assembly BOM .....	14
Steering Assembly .....	15
Steering Assembly BOM .....	18
Console Assembly .....	19
Solution Tank Assembly .....	20
Solution Tank Assembly I .....	20
Solution Tank Assembly II .....	21
Solution Tank Assembly BOM .....	22
Hose Assembly - Drain, Solution Tank .....	23
Electrical Box Assembly .....	24
Electrical Box Assembly BOM .....	25
Electrical Panel Assembly .....	26
Control Panel Subassembly I .....	26
Control Panel Subassembly II .....	27
Solution Tank Assembly .....	28
Pump Subassembly .....	28
Pump Subassembly BOM .....	29
Recovery Tank Assembly .....	30
Recovery Tank Assembly I .....	30
Recovery Tank Assembly II .....	31
Recovery Tank Assembly III .....	32
Recovery Tank Assembly IV .....	33
Recovery Tank Assembly BOM .....	34
Dump Hose Assembly .....	35

## Table of Contents cont'd.

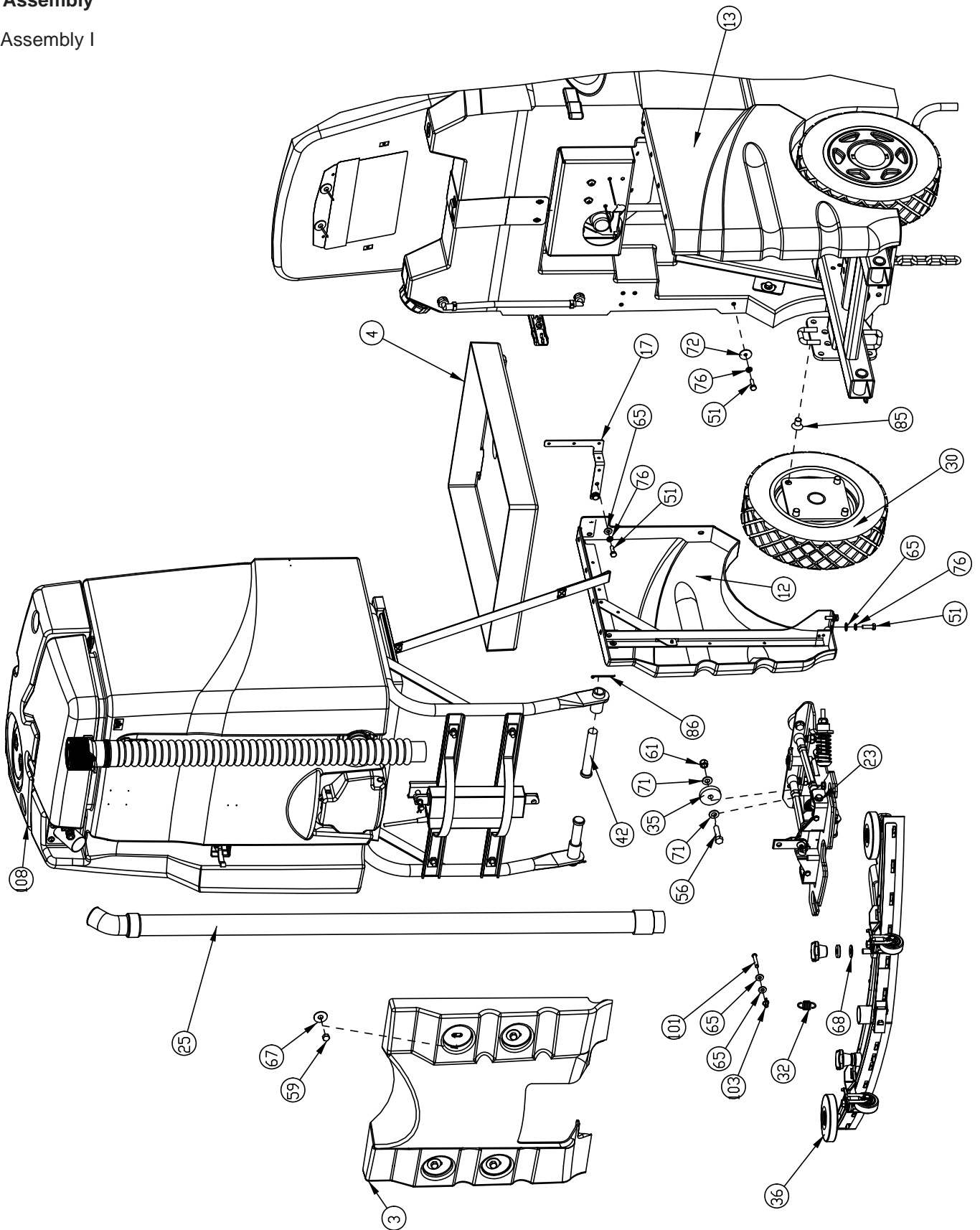
Battery Panel Assembly .....	36
Left Hand Side .....	36
Right Hand Side .....	37
Attachment Assembly .....	38
Dashboard Assembly .....	39
Seat Assembly .....	40
Horn Assembly .....	41
Cable Guide Assembly .....	42
Disc Scrubdeck Main Assembly .....	44
Side Squeegee Subassembly - Left Hand Side .....	45
Side Squeegee Subassembly - Right Hand Side .....	46
Disc Scrubdeck Subassemblies .....	47
Disc Scrubdeck Subassembly I .....	47
Disc Scrubdeck Subassembly II .....	48
Disc Scrubdeck BOM .....	49
Solution Feed Hose Subassembly .....	50
Cylindrical Deck Assembly w/Side Squeegees .....	51
26" Cylindrical Deck W/O Side Squeegees .....	52
26" Cylindrical Deck W/O Side Squeegees BOM .....	54
Left Cylindrical Deck Side Squeegee Assembly .....	55
Right Cylindrical Deck Side Squeegee Assembly .....	56
Cylindrical Scrubdeck .....	57
Drive Hub Subassembly .....	57
Idler Subassembly I .....	57
Idler Subassembly II .....	58
Spray Bar Subassembly .....	58
Rear Squeegee Assembly .....	59
Rear Squeegee Assembly BOM .....	60
Switch Panel Assembly .....	61
Squeegee Mechanism Assembly .....	62
Squeegee Mechanism Assembly BOM .....	63
Plumbing Diagram .....	64
Electrical Diagrams .....	65
WARRANTY .....	71

### **For Safety When Servicing or Maintaining Machine**

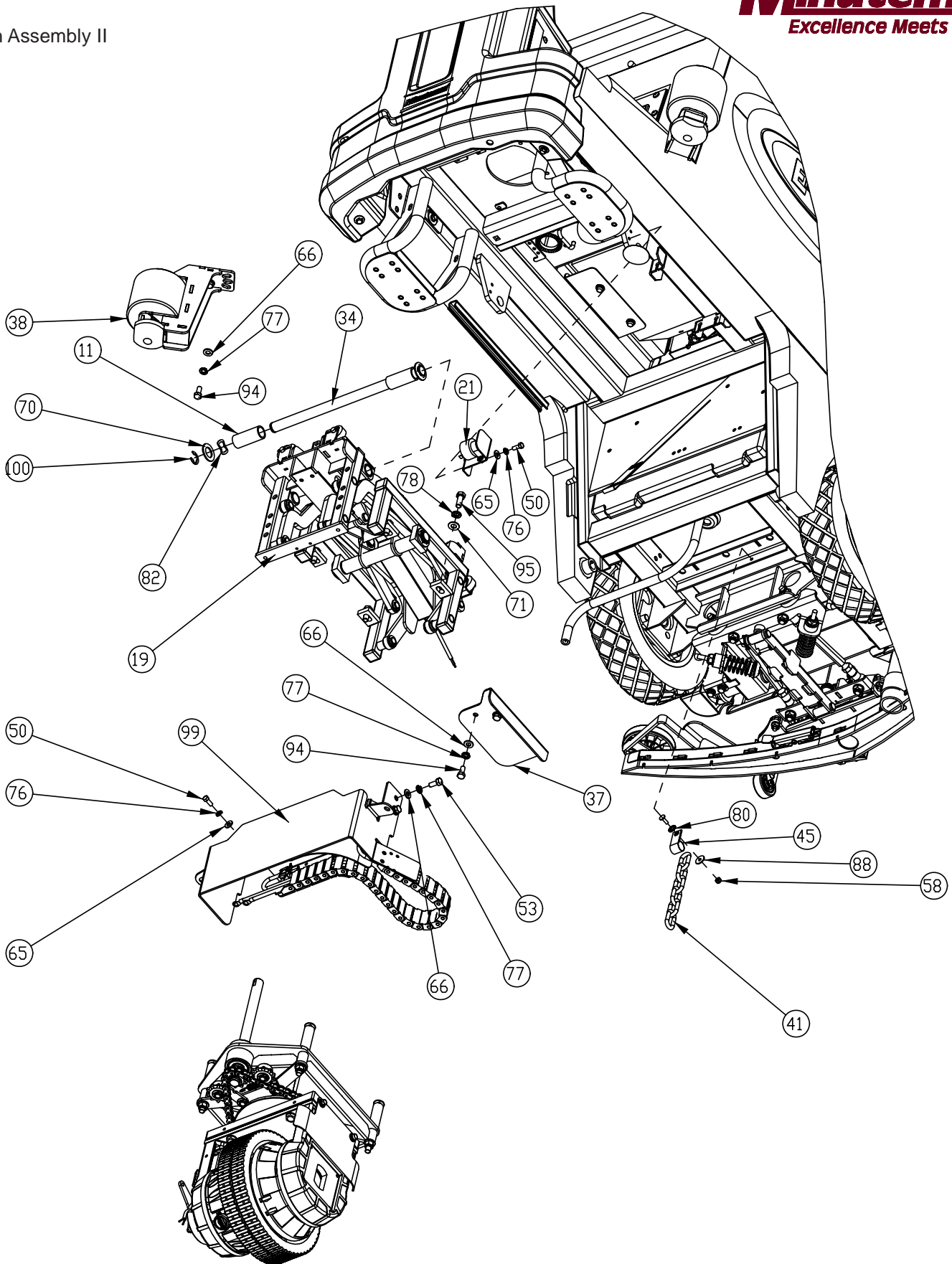
- Stop on level surface.
- Disconnect the power to the machine by pulling the red Battery Connector located under the recovery tank near the batteries.
- Avoid moving parts. Do not wear loose jackets, shirts, or sleeves when working on machine.
- Avoid contact with battery acid. Battery acid can cause burns. When working on or around batteries, wear protective clothing and safety glasses. Remove metal jewelry. Do not lay tools or metal objects on top of batteries.
- Do not clean machine with a pressure washer.
- Authorized personnel must perform repairs and maintenance. Use Minuteman supplied replacement parts.

Main Assembly

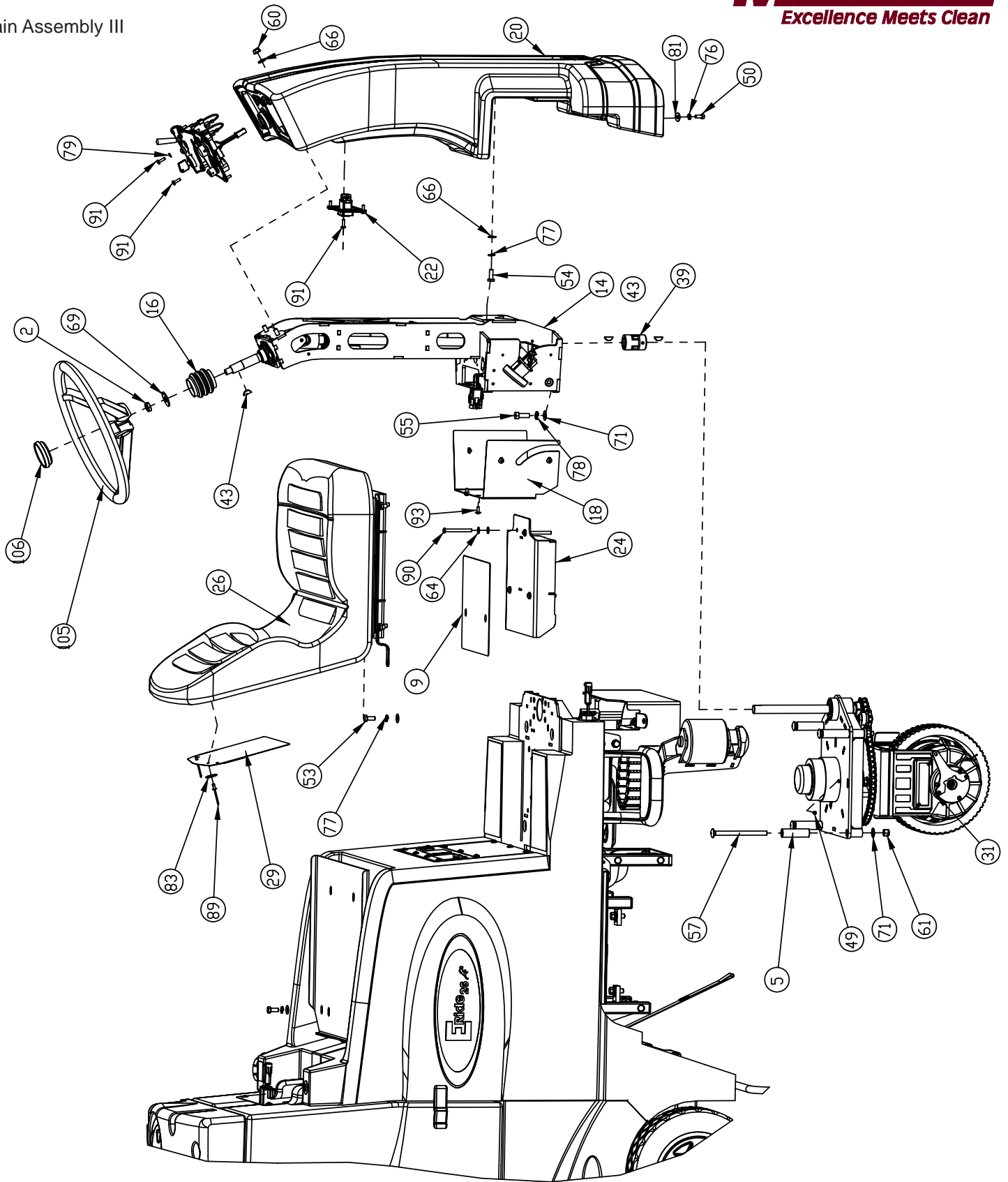
Main Assembly I



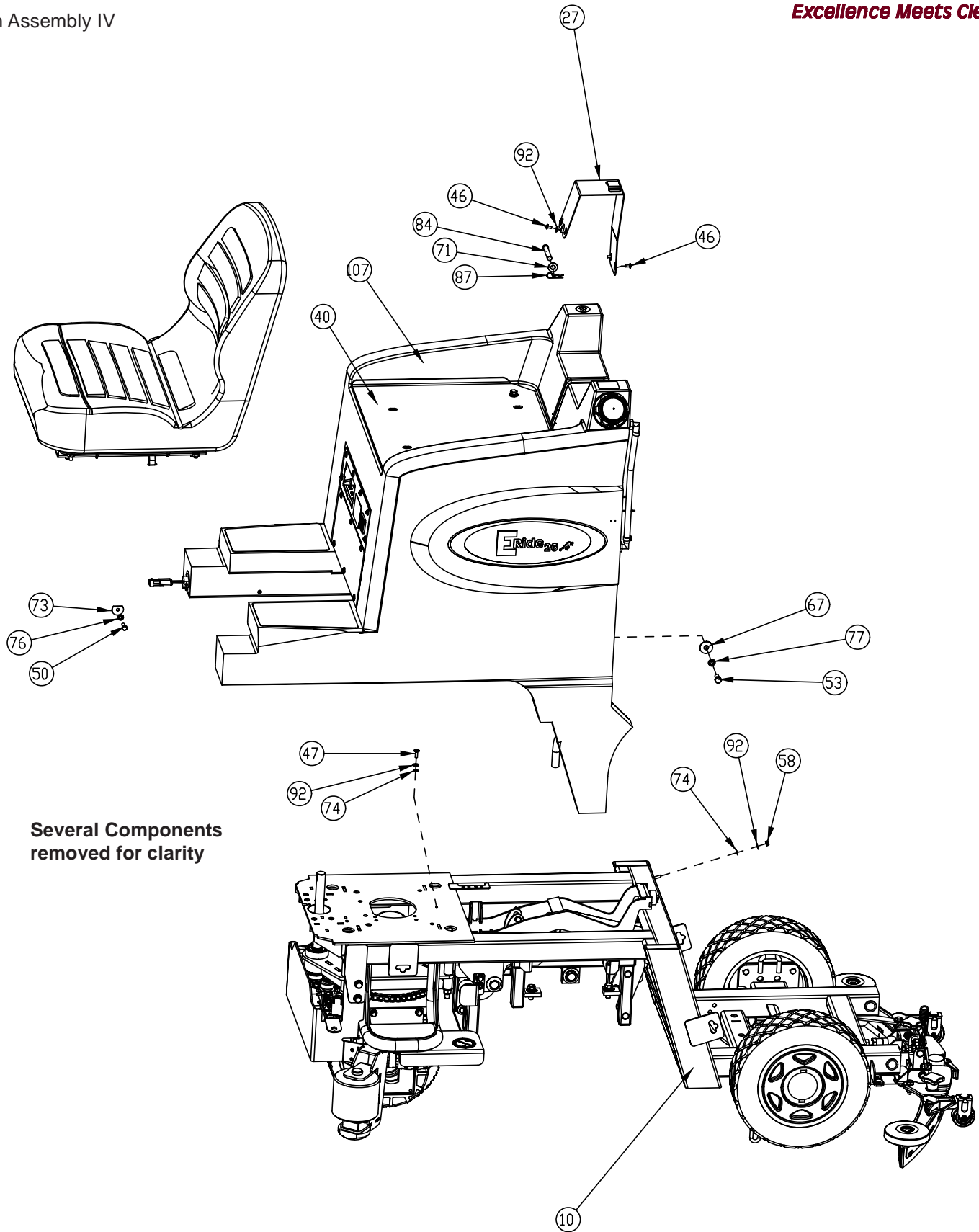
Main Assembly II

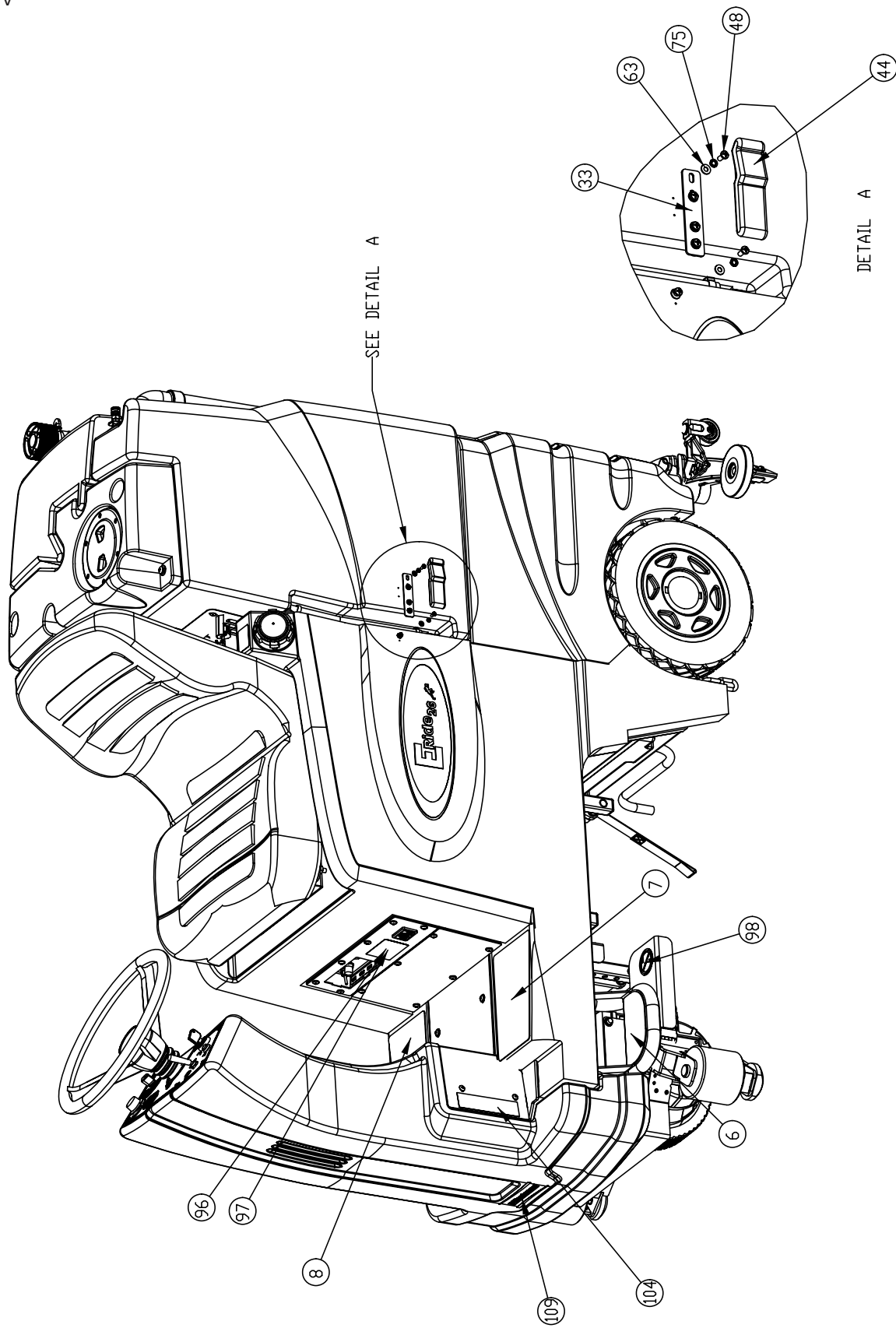


Main Assembly III



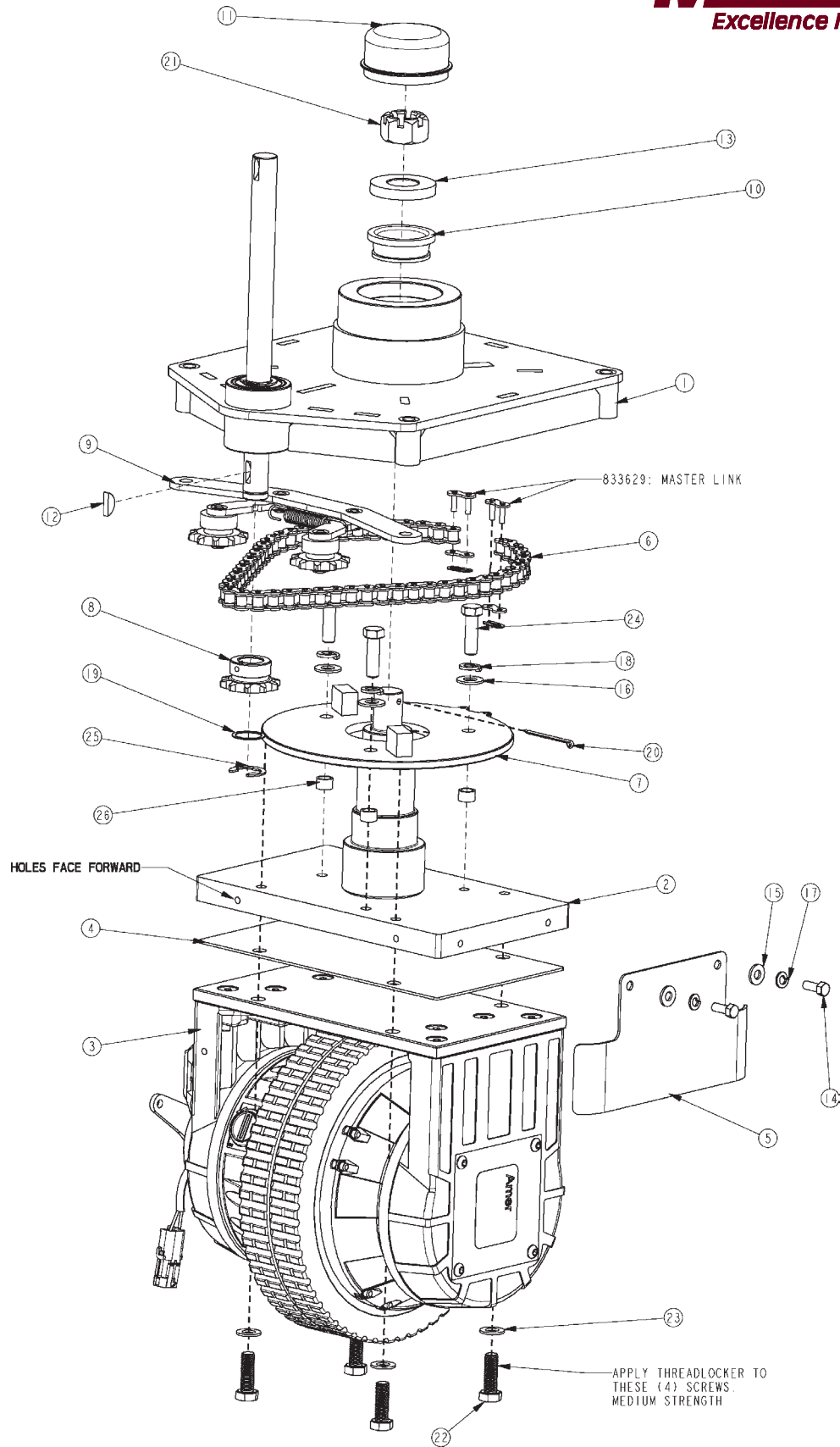
Main Assembly IV





BILL OF MATERIAL - SC2426M							
ITEM	PART NO.	REQ'D	DESCRIPTION	ITEM	PART NO.	REQ'D	DESCRIPTION
1	82-54-A	1	CLAMP, MS21333-114	56	711243	2	SCR-HEX 3/8 -16X1.50 ZP
2	368-816	1	HALF NUT NYLOC 1/2-20	57	711262	4	BLT-CARR 3/8-16 X 5 #5 ZINC PL
3	241023	1	REAR BATTERY COVER	58	711350	2	NUT-NYLOC 10-32
4	241024	1	BATTERY BOX	59	711353	4	NUT, ACORN 5/16-18
5	241048	4	DRIVE MOTOR STANDOFF	60	711379	2	NUT, FLANGED WIZZ 5/16-18
6	241117	2	FRONT FOOT STEP ANTISKID	61	711380	6	NUT-NYLOC 3/8-16 NUT
7	241137	1	FOOT REST ANTISKID, LH	62	711425	2	NUT - HEX 1/4-20, WHIZ NUT
8	241138	1	FOOT REST ANTISKID, RH	63	711502	10	WSR-FLT .170 x.38 x.032 STL ZINC
9	241139	1	FLOOR PANEL ANTISKID	64	711504	12	WSR-FLAT 1/4 ID SS
10	241200	1	MAIN FRAME WMT	65	711505	15	1/4 FLAT WASHER, STEEL
11	241217	2	SPACER TUBE	66	711506	14	WSR-FLT .344 X .690 X .062, STEEL
12	241218	1	BATTERY COVER ASSEMBLY LH	67	711507	14	WSR-FLAT .37 X 1.12 X .06
13	241219	1	BATTERY COVER ASSEMBLY RH	68	711508	2	WSR-FLAT .44X 1.0X.08
14	241220	1	STEERING ASSEMBLY	69	711510	1	WSR FLAT .5 X 1.37 X .100
15	241221	1	DASHBOARD ASSEMBLY	70	711512	2	WSR-FLAT .75X1.37X.08
16	241224	1	BOOT - SHAFT	71	711515	19	WSR-FLAT .406 X .812 X .0625
17	241236	1	WIRE ROUTING BRACKET	72	711519	2	WSR-FLAT .25 X 1.01 X .06
18	241239	1	STEERING COVER - LOWER	73	711519	2	WSR-FLAT .25 X 1.01 X .06 (MODIFIED)
19	241242	1	LINKAGE ASSY W/O ACTUATOR	74	711534	2	WSR-EXTERNAL LOCK #10
20	241245	1	CONSOLE ASSEMBLY	75	711542	11	WSR-HELICAL #8
21	241258	1	HORN ASSY.	76	711544	18	WSR-HELICAL 1/4
22	241263	1	SWITCH PANEL ASY	77	711545	21	WSR-HELICAL 5/16
23	241300	1	SQUEEGEE MECHANISM	78	711546	10	WSR-HELICAL 3/8
24	241303	1	FLOOR PANEL WELDMENT	79	711553	1	WSR-INTERNAL LOCK #10
25	241356	1	VACUUM HOSE - 48" FLEXIBLE W/PVC CUFFS	80	711565	1	WSR-EXTERNAL LOCK 5/16
26	241365-1	1	SEAT ASSEMBLY	81	711575	8	WSR-FLT .31x.75x.06ST
27	241370	1	BRACKET - HOLDING STRAP	82	711583	2	WSR-WAVE .78 X 1.00 X .02
28	241371	1	BRACKET - BATTERY CONNECTOR	83	711599	2	WSR-FLT .187 X 1.00 X .06
29	241372	1	USER MANUAL POUCH - PLASTIC	84	711678	1	CLEVIS PIN 3/8 X 2-1/4
30	241398	2	REAR WHEEL ASSY	85	711685	8	SCR - FL HD 1/2-13 UNC X .75" SOC
31	241411	1	FRONT DRIVE ASSEMBLY (-10")	86	711807	2	COTTER PIN .12 X 1.75
32	241423	1	SPRING, EXTENSION	87	711808	1	COTTER PIN-HAIR #13
33	241434	1	RECOVERY TANK LATCH MTG. EXT. BRKT.	88	711852	1	WSR - FLAT, #10 X .75 O.D., STEEL, ZP
34	241480	1	LINKAGE ATTACHMENT SHAFT	89	711923	2	POP RIVET 3/16"
35	241497	2	SPACER - 3/8 THICK X 1.75 O.D., STEEL	90	712328	4	SCR-SC BH 1/4-20 X 2.5 SS
36	241499	1	REAR SQUEEGEE, 34" (860 mm)	91	712530	13	SCR-MC 10-24 X .62 SS
37	241566	1	SHIELD - IGUS CHAIN	92	712764	4	WSR #10 SS
38	241639	2	ROLLER BUMPER ASSEMBLY	93	712822	6	SCR-MC TR HD 10-24 X .50 SS
39	281051	1	SPIDER COUPLING, 3/4"	94	713026	6	BLT-HH 5/16-18 X 3/4 #5
40	283210	1	PLATE, SEAT SUPPORT	95	713042	4	BLT-HH 3/8-16 X 1 #5
41	320996	1	STATIC GROUNDING CHAIN	96	715029	1	DECAL-NAME PLATE SERIAL
42	360017	2	3/4" X 4.50 CLEVIS PIN	97	715047	1	DECAL-CLEAR LAMINATE 2X3
43	383277	3	KEYWOODRUFF 3/16 X 3/4	98	715644	1	WARNING LABEL - "DO NOT STEP"
44	450207	2	LATCH, SOFT #C7-10	99	748214	1	CABLE ASSY - DRIVE MOTOR
45	670139	1	LUMINA 20", CHAIN MTG STRAP	100	809148	2	RETAINING RING -"E" TYPE, EXT., 3/4"
46	710025	4	SCR-MC TR HD 8-32 X .375 SS	101	832974	1	CLEVIS PIN, 1/4 x 1-3/8
47	710154	1	SCR-MC TR HD 10-32 X .625 SS	102	840118	2	BUSHING .375 ID X .625 X .75 STL
48	710328	10	SCR-MC RD HD 8-32X.37 STL	103	3400125	1	PIN-COTTER 3/8 RUE RING
49	711011	1	SCR-SK 1/4-20 X .25 - CUP PT. SET SCR	104	17267451	1	ADHESIVE LABEL - GENERAL SAFETY
50	711203	8	BLT-HH 1/4-20 X 0.62 STPL	105	90511270	1	STEERING WHEEL - 14" OD, SOFT GRIP. BLACK
51	711206	11	BLT-HH 1/4-20 X .87 STL ZINC	106	90759606	1	STEERING WHEEL CAP
52	711213	2	BLT-HH 1/4-20 X 1.62	107	241012M	1	SOLUTION TANK ASSY
53	711228	12	BLT-HH 5/16-18 X .75 ST PL	108	241013M	1	RECOVERY TANK ASSEMBLY
54	711229	2	BLT-HH 5/16-18 x .875	109	715914W	1	DECAL, SWOOSHES, WHITE

Front Drive Assembly

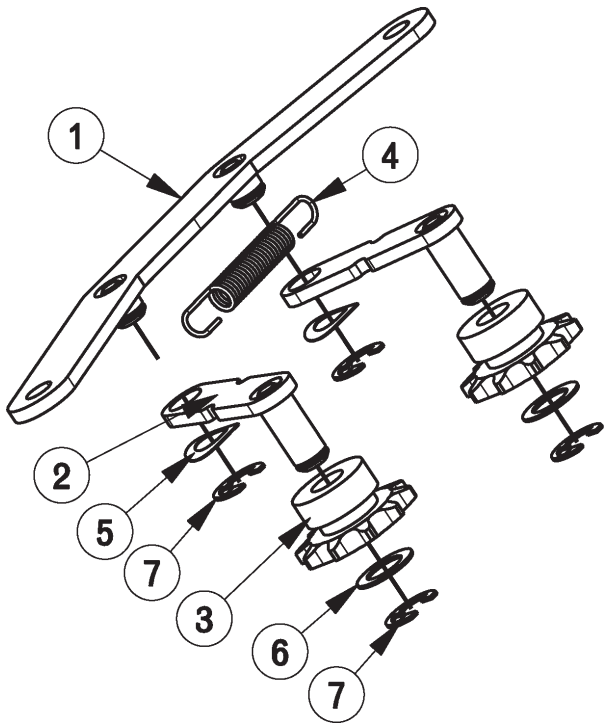


Front Drive Assembly BOM

BILL OF MATERIAL - 241411			
ITEM	PART NO.	REQ'D	DESCRIPTION
1	REF ONLY	1	FRONT DRIVE W/ BEARING ASSY
2	241392	1	SPINDLE WELDMENT
3	241400	1	ELECTRIC CHASSIS DRIVE (10.0")
4	241450	1	SPACER, DRIVE MOUNTING PLATE
5	241564	1	SHIELD - AMER MOTOR, SIDE
6	281054	1	CHAIN, STEERING No. 40, 27.5"
7	281254	1	STEERING DISC WMT
8	281268	1	SPROCKET-RC #40, 10 TEETH, 3/4" BORE
9	281285	1	IDLER ASSY, FRONT DRIVE
10	383077	1	BEARING CONE (LM104949)
11	383250	1	GREASE CAP
12	383277	1	KEY WOODRUFF 3/16 X 3/4
13	383364	1	THRUST WASHER
14	711203	2	BLT-HH 1/4-20 X .62
15	711505	2	WSR-FLAT 1/4
16	711515	3	WSR-FLAT .406 X .812 X .0625
17	711544	2	WSR-HELICAL 1/4
18	711546	3	WSR-HELICAL 3/8
19	711588	1	WSR-FLAT .75X1.00X.025
20	711807	1	COTTER PIN .12 X 1.75
21	712113	1	CASTLE NUT
22	712330	4	METRIC HEX CAP SCREW M10x1.5x30
23	712767	4	FLAT WASHER .406 ID X .75 OD X .
24	713043	3	BLT-HH 3/8-16 X 1 1/4 #5
25	809148	1	RETAINING RING - "E" TYPE EXT .75
26	809247	3	STEERING PLATE SPACER
27	833629	2	MASTER CHAIN LINK

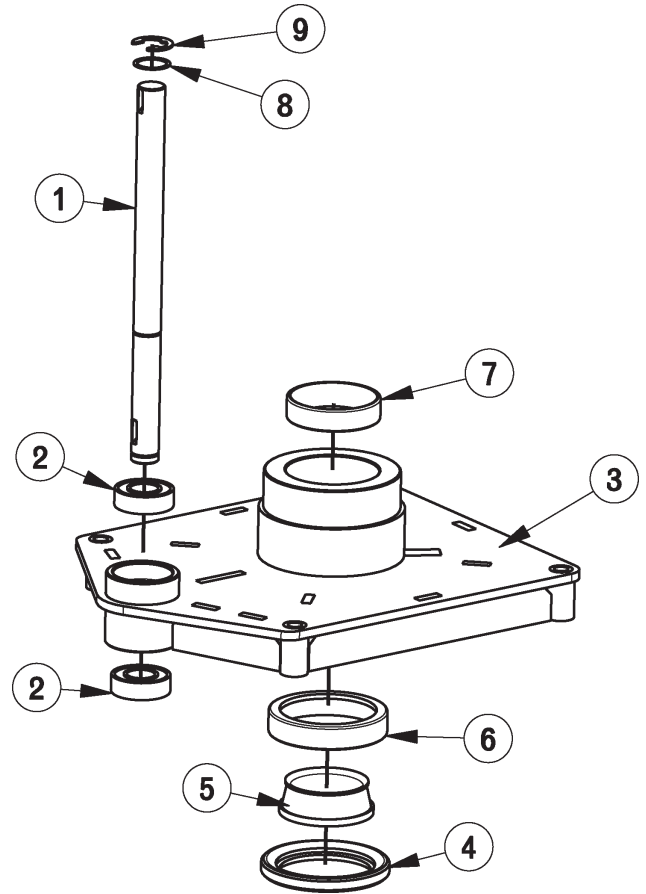
Front Drive Subassembly

Idler Subassembly

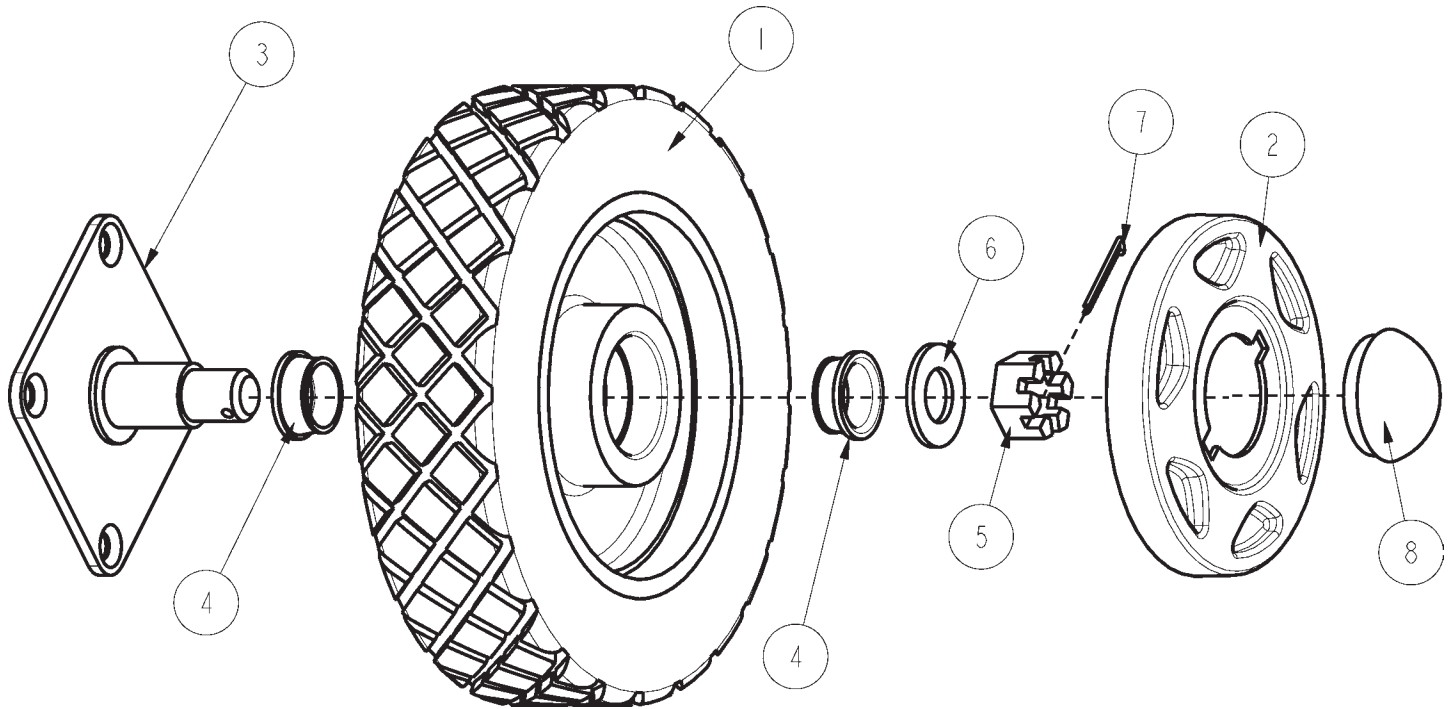


BILL OF MATERIAL - 281285			
ITEM	PART NO.	REQ'D	DESCRIPTION
1	281276	1	IDLER BASE WMT , FRONT DRIVE
2	281279	2	IDLER ARM WMT , FRONT DRIVE
3	281282	2	IDLER SPROCKET -RC #40, 10 TEETH, 1/2" BORE, NYLON
4	430051	1	SPRING-RETURN .313 X .438 X 2.93 SS
5	711524	2	WSR-WAVE .52 X .87 X .01
6	711594	2	WSR-FLAT .56 X .88 X .03 NICKEL
7	711713	4	RET RING-E TYPE EXT .50

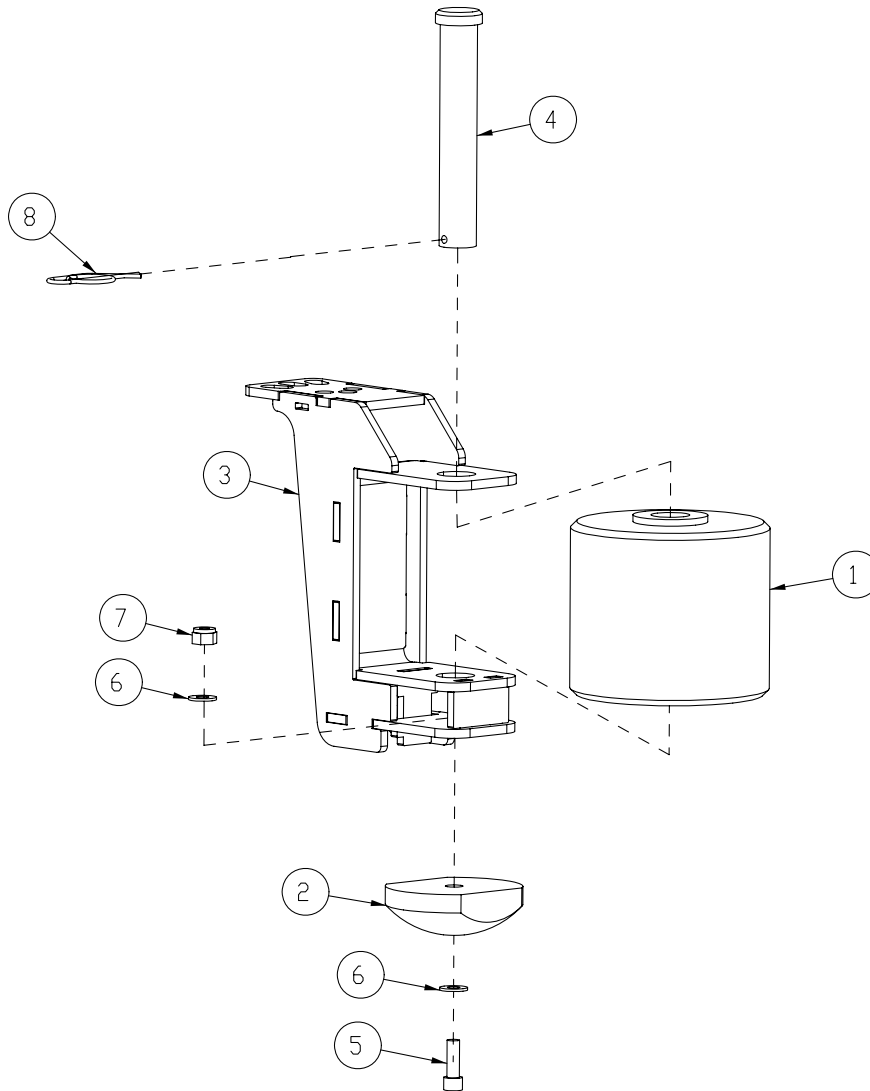
Bearing Subassembly



BILL OF MATERIAL - 241257			
ITEM	PART NO.	REQ'D	DESCRIPTION
1	241267	1	STEERING SPROCKET SHAFT , SCV 24/26
2	281057	2	BEARING-RADIAL .750 X 1.625 X .500
3	281260	1	MOUNT WMT , FRONT DRIVE
4	383074	1	SEAL-LIP
5	383075	1	BEARING-ROLL 2.00 X 2.975 X .930
6	383076	1	BEARING-RACE (CONE) 3.250 X .650
7	383078	1	BEARING-RACE (CONE) 2.562 X .620
8	711588	1	WSR-FLT .75 X 1.00 X .025
9	809148	1	RET RING-E TYPE .75 5133-75

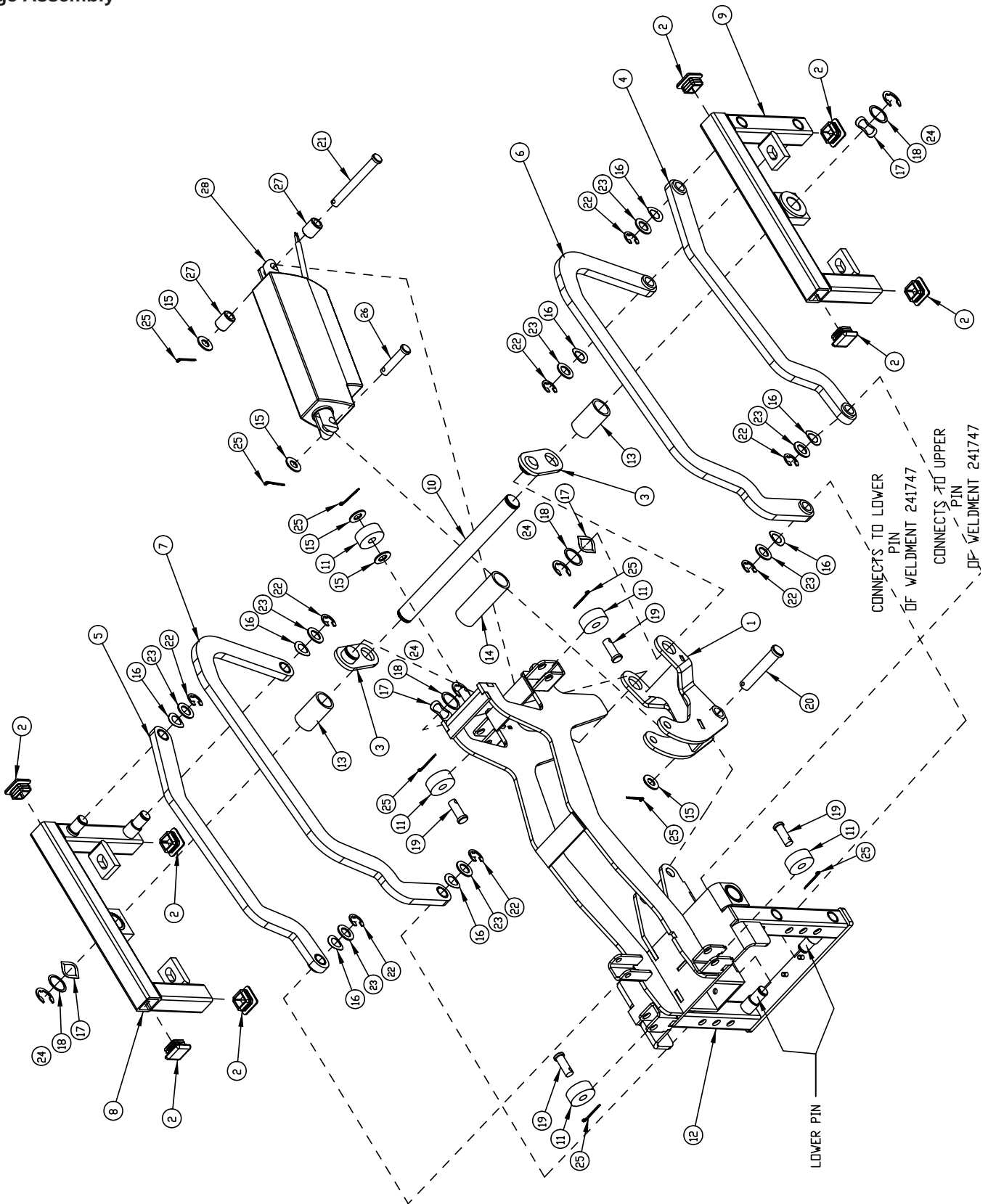


BILL OF MATERIAL - 241398			
ITEM	PART NO.	REQ'D	DESCRIPTION
1	241210	1	REAR WHEEL ASSY
2	241212	1	HUB CAP, WHEEL
3	241495	1	AXLE WELDMENT, REAR
4	383194	2	BEARING CONE, 1.250X .660
5	711450	1	NUT-SLOTTED, 1-14 UNS - 2A
6	711514	1	WSR-FLT, I.O. ID X 2.0 OD
7	380-632-20	1	3/16 COTTER PIN
8	383241PTD	1	GREASE CAP WHEEL-PAINTED



BILL OF MATERIAL - 241639			
ITEM	PART NO.	REQ'D	DESCRIPTION
1	66-436-A	1	ROLLER
2	241151	1	ANTI-TIP PAD
3	241595	1	ROLLER BUMPER WELDMENT
4	360017	1	3/4" X 4.50 CLEVIS PIN
5	710825	1	SCR-SC 1/4-20 X .75 ST PL
6	711504	2	WSR-FLAT 1/4 ID SS
7	712667	1	NUT, HEX 1/4-20 NYLOC SS
8	3400661	1	PIN-COTTER 5/8 RUE-RING

Linkage Assembly

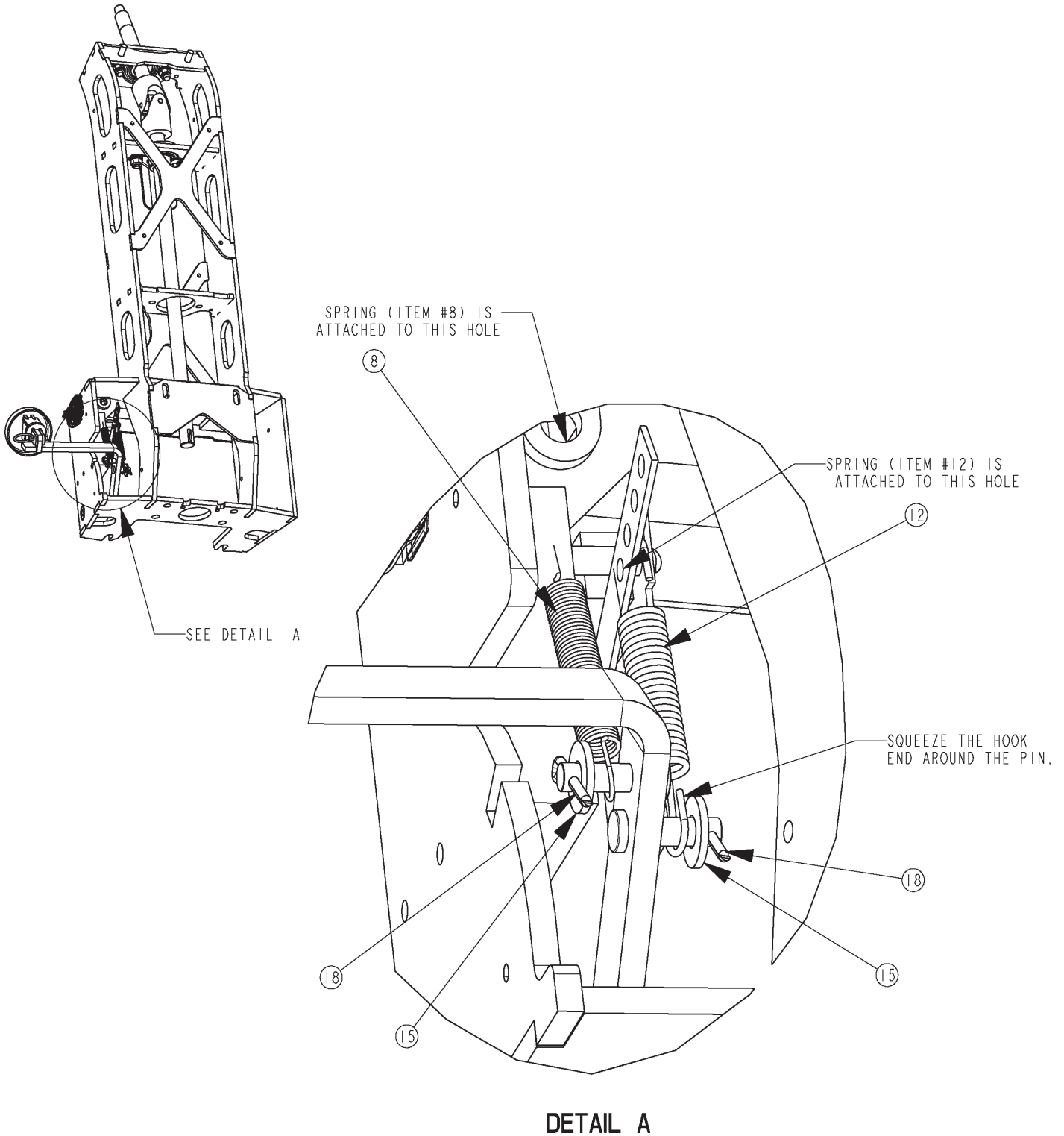


Linkage Assembly BOM

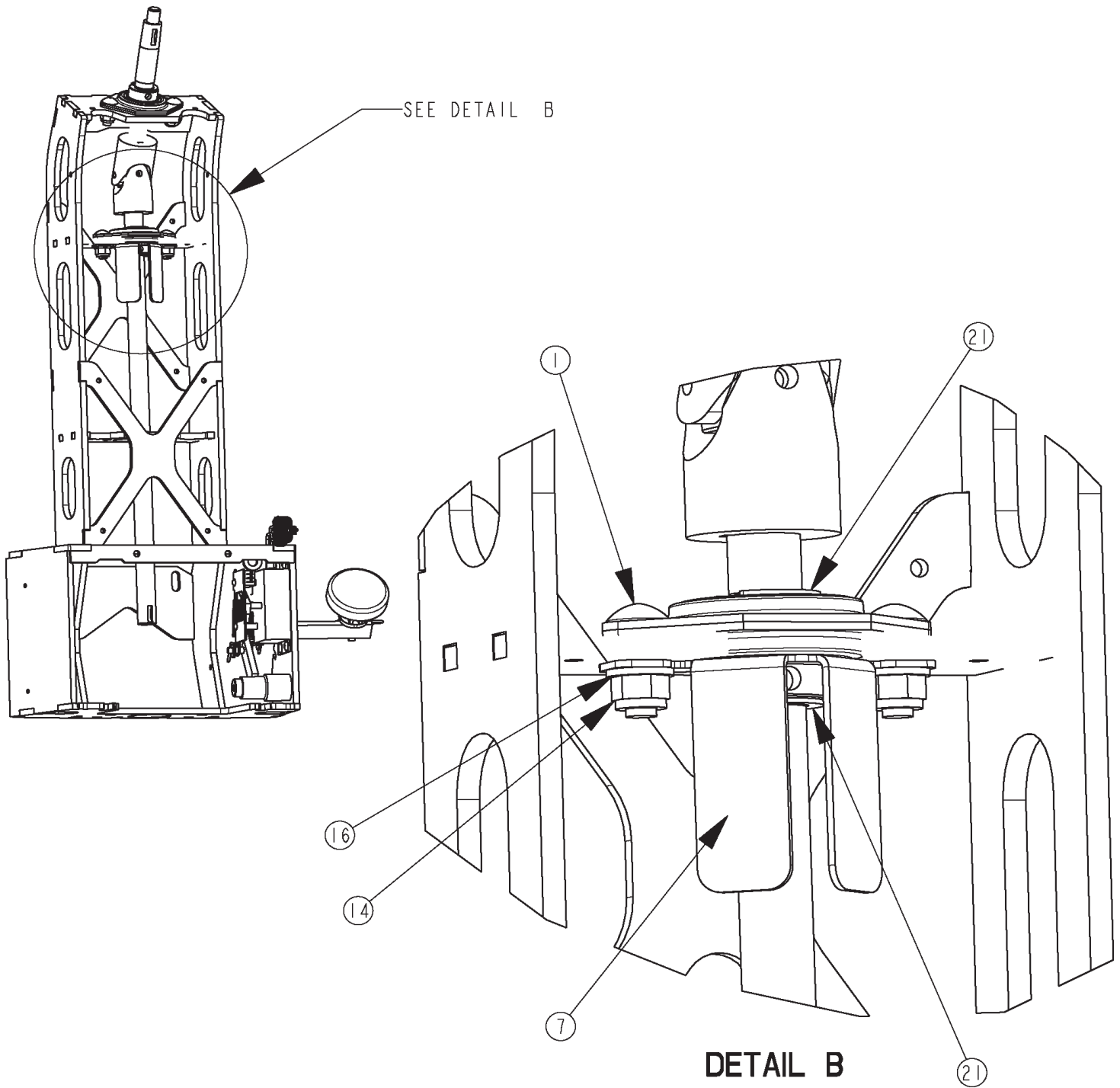
BILL OF MATERIAL - 241242			
ITEM	PART NO.	REQ'D	DESCRIPTION
1	241350	1	LINKAGE ARM WELDMENT
2	241355	8	SQUARE POLYETHYLENE PLUG
3	241367	2	DECK LINK WELDMENT
4	241462	1	LEFT UPPER LINK ASSEMBLY
5	241464	1	RIGHT UPPER LINK ASSEMBLY
6	241465	1	LEFT LOWER LINK ASSEMBLY
7	241467	1	RIGHT LOWER LINK ASSEMBLY
8	241468	1	LEFT LIFT WELDMENT W/BUSHING
9	241470	1	RIGHT LIFT WELDMENT W/BUSHING
10	241472	1	LINK ATTACHMENT SHAFT
11	241485	5	URETHANE ROLLER - .375 ID X 1.25 OD
12	241747	1	FIXED PIVOT WELDMENT
13	241971	2	SPACER TUBE - 1.63" L
14	241972	1	SPACER TUBE - 2.81" L
15	711515	5	WSR-FLAT .406 X .812 X .0625
16	711524	8	WSR-WAVE .52 X .87 X .01
17	711583	4	WSR-WAVE .78 X 1.00 X .02
18	711588	4	WASHER - FLAT, .76 ID X 1.00 OD X .020
19	711668	4	CLEVIS PIN, 3/8X1 11-141
20	711669	1	CLEVIS PIN - STEEL, .50 O.D. X 2.50 L
21	711681	1	PIN CLEVIS, 3/8 X 3-1/4 ZP
22	711713	8	RETAINING RING - "E" TYPE EXT .500
23	712310	8	WSR- FLAT .52 X .87 X .06 PL
24	809148	4	RETAINING RING - "E" TYPE, EXT ., 3/4"
25	809311	8	PIN-COTTER 7/64 DIA X 1
26	831965	1	3/8 x 1.63" CLEVIS PIN
27	840118	2	BUSHING .375 ID X .625 X .75 STL
28	740822-1	1	LINAK ACTUATOR, 100MM STROKE, 75 W/T ERMINALS



Steering Assembly



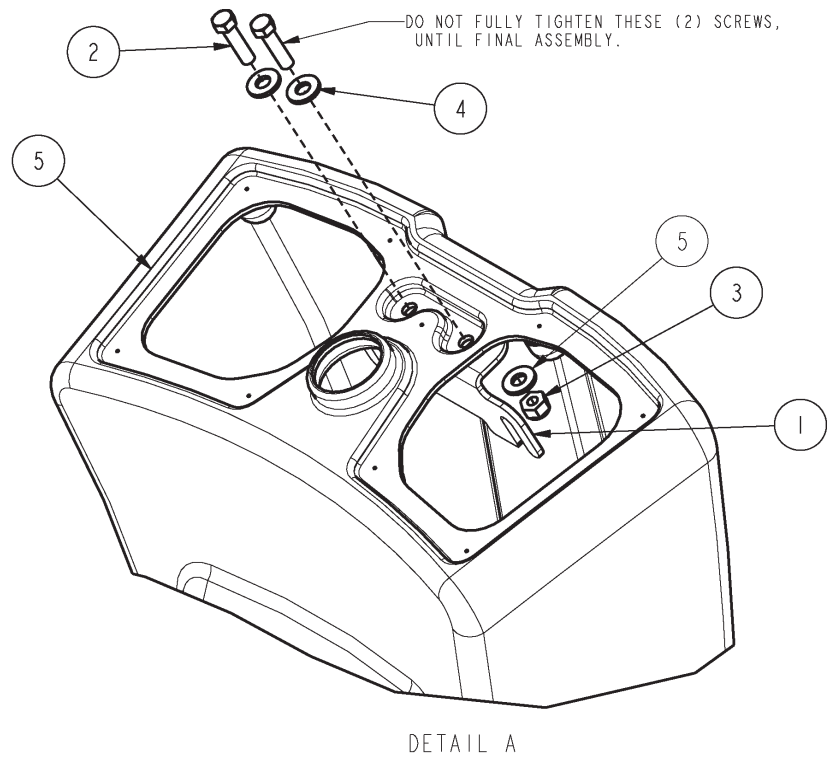
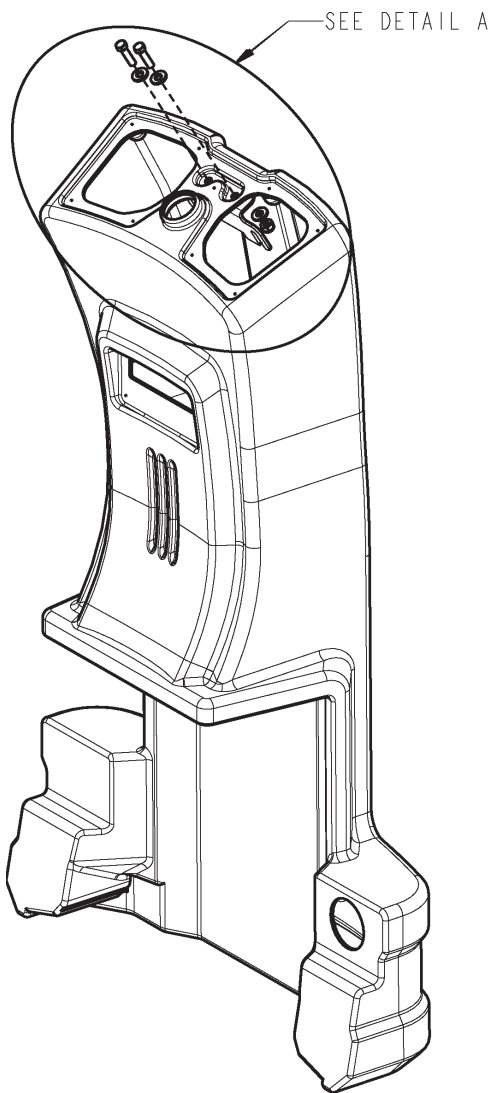
Steering Assembly



## Steering Assembly BOM

BILL OF MATERIAL - 241220			
ITEM	PART NO.	REQ'D	DESCRIPTION
1	70-516-16	4	BLT-CARR 5/16-18 X 1
2	241161	1	SHAFT - SCV STEERING
3	241163	1	SHAFT-STEERING
4	241175	1	WELDMENT-STEERING FRAME
5	241222	1	WELDMENT-ACCELERATOR PEDAL ROUND STYLE
6	241244	1	WELDMENT-ACCELERATOR ARM
7	241364	1	SHIELD - STEERING FRAME
8	281047	1	SPRING-EXT 2.75
9	281392	2	BEARING ASSEMBLY 3/4"
10	383098	1	JOINT-UNIVERSAL 3/4"
11	383277	2	KEY-WOODRUFF 3/16 X 3/4
12	430051	1	SPRING-RETURN .313 X .438 X 2.93 SS
13	710153	4	SCR-MC 10-32 X .37 ZINC
14	711374	4	NUT-NYLOC 5/16-18
15	711505	2	WSR-FLT 1/4
16	711506	4	WSR- FLAT , 5/16 TYPE A, SERIES N (NARROW), ST PL
17	711682	1	PIN-QUICK REL, 1/4 X .50 UL
18	711951	2	PIN-COTTER - 3/32" X .75" ZINC
19	712102	1	BLT-SHOULDER 1/2 X 1.5
20	748013-2	1	RET RING-E TYPE .75 5133-75
21	809148	4	POTENTIOMETER BOX ASY, W/PACKARD

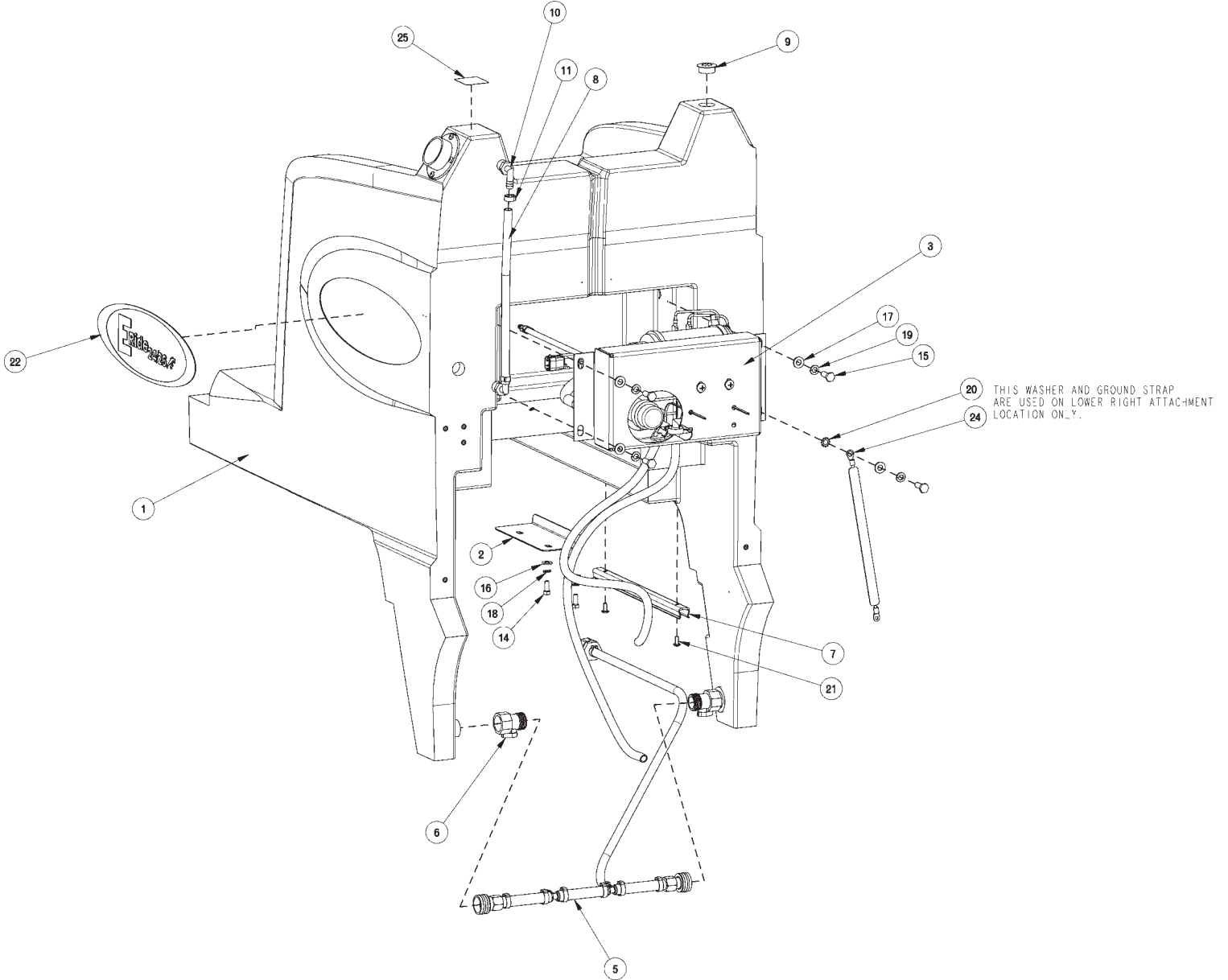
Console Assembly



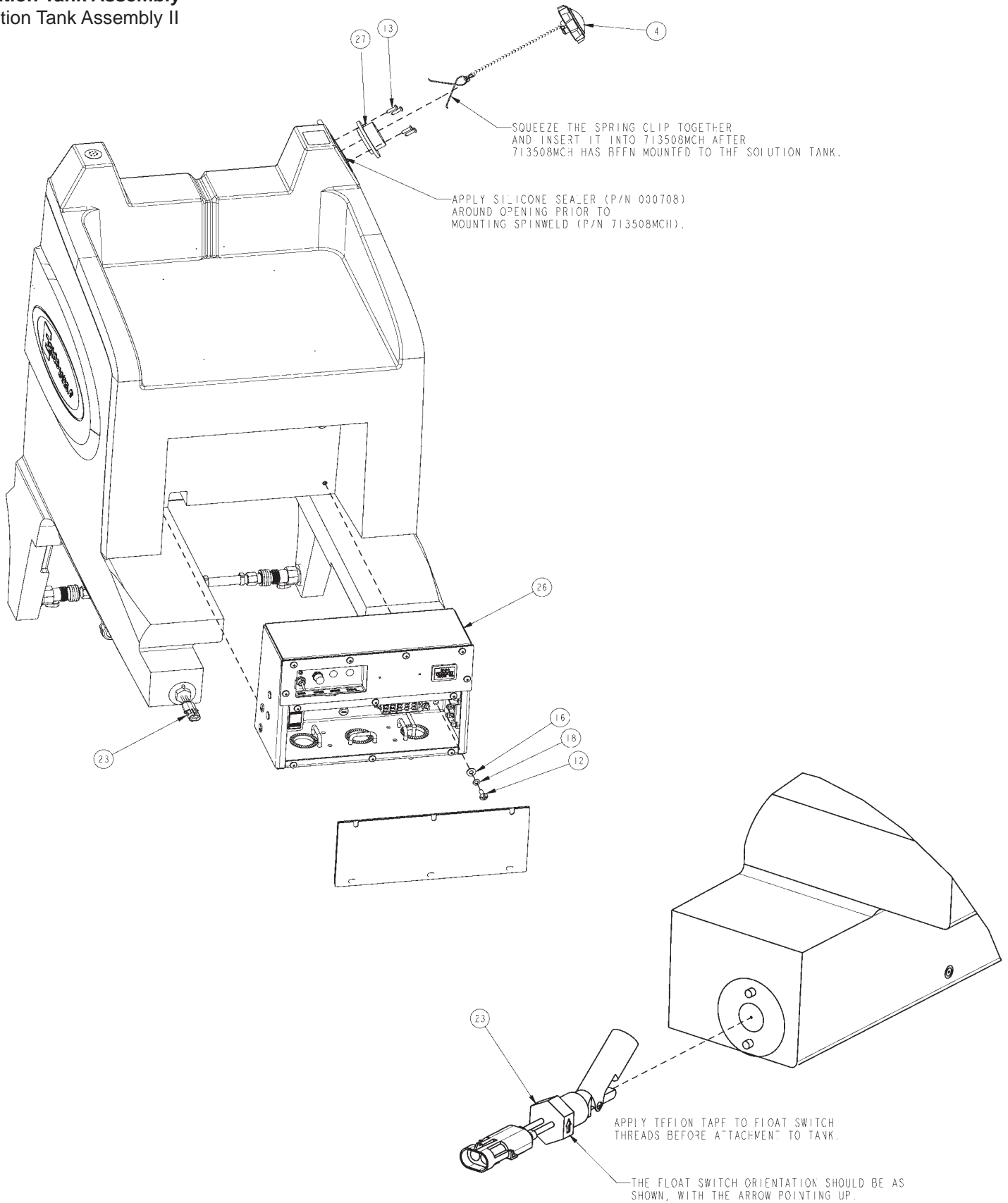
BILL OF MATERIAL - 241245			
ITEM	PART NO.	REQ'D	DESCRIPTION
1	241240	1	UPPER BRACKET - STEERING
2	711207	2	BLT-HH 1/4-20 X 1.00 STPL
3	711373	2	NUT-NYLOC 1/4-20
4	711505	4	WSR-FLAT 1/4
5	241160HG	1	CONSOLE

**Solution Tank Assembly**  
 Solution Tank Assembly I

APPLY TEFLON TAPE TO FITTING THREADS  
 BEFORE ATTACHMENT TO TANK (2 PLCS).

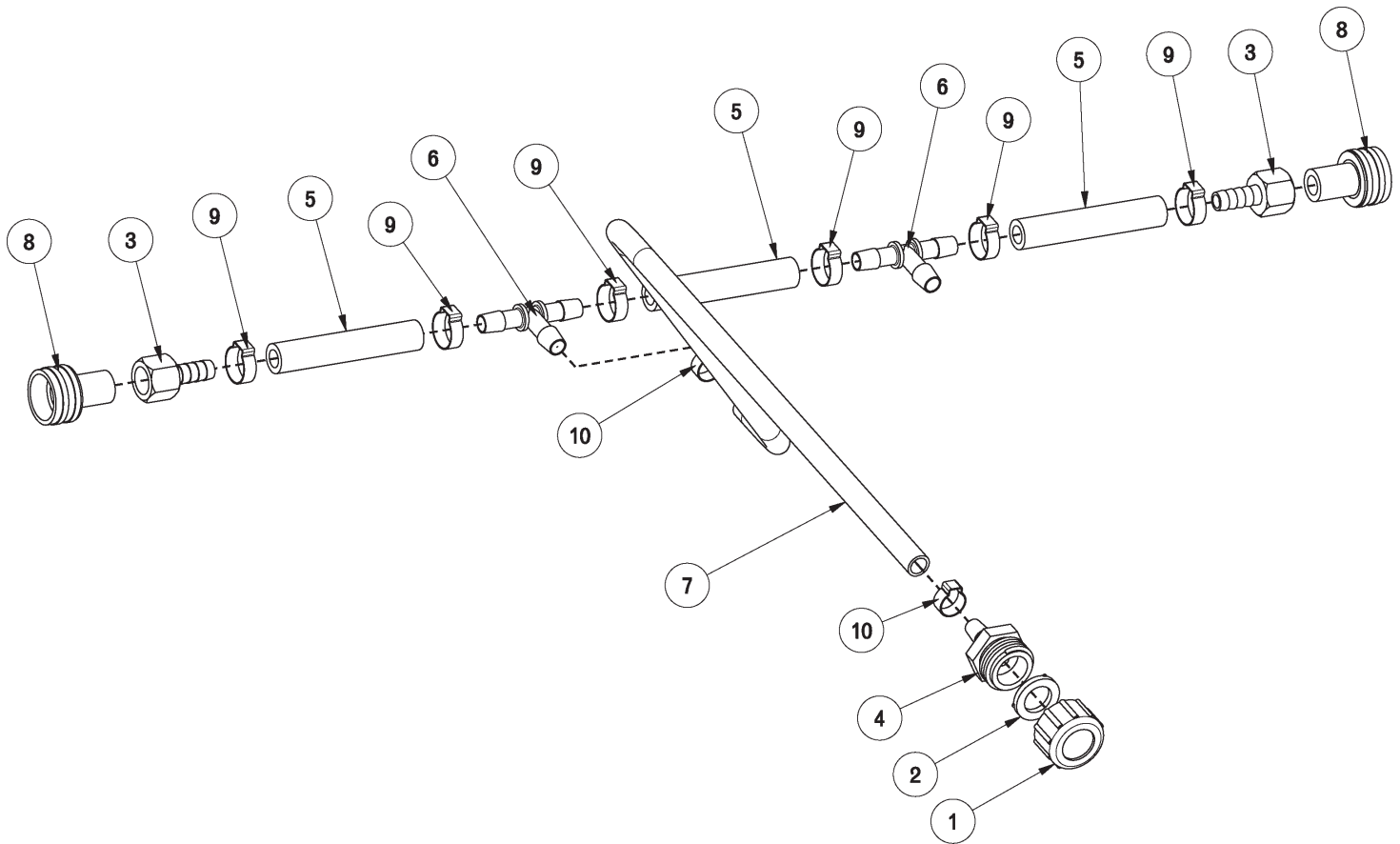


**Solution Tank Assembly**  
 Solution Tank Assembly II



BILL OF MATERIAL - 241012M			
ITEM	PART NO.	REQ'D.	DESCRIPTION
1	1	241002	SOLUTION TANK, SCV24
2	1	241041	SCV 24, WIRE BUNDLE, COVER PLATE
3	1	241098	PUMP SUB-ASSY
4	1	241146	UNVENTED PLASTIC CAP w/LANYARD, SCV 24/26
5	1	241395	HOSE ASSEMBLY - DRAIN, SOLUTION TANK, SCV 2426/ B100R
6	2	241570	VALVE - SHUT OFF, #35, BLACK, POLYPROPYLENE
7	1	260149	U CHANNEL 12"
8	1	260340	SOLUTION TANK SIGHT LEVEL TUBE, SCV 24/26
9	1	281371	PLUG-VENT
10	2	450040	ELBOW PLT 3/8MPT X3/8BARB
11	2	450092	CLAMP-CRIMP 145 STEPLESS
12	4	710180	SCR-MC TR HD 1/4-20 X .75 ZINC
13	4	711118	SCR-ST-A10 X .75 SS
14	2	711203	BLT-HH 1/4-20 X .62
15	4	711229	BLT-HH 5/16-18 X .87 STL ZINC
16	6	711505	WSR-FLT 1/4
17	4	711506	WSR- FLAT , 5/16 TYPE A, SERIES N (NARROW), ST PL
18	6	711544	WSR-HELICAL 1/4
19	4	711545	WSR-HELICAL 5/16
20	1	711565	WSR-EXT LOCK 5/16
21	2	712822	SCR-MC 10-24 X .50 SS TR
22	2	715928	DECAL, E RIDE 24/26
23	1	742708-4	FLOAT SWITCH, W/WEATHERPACK
24	1	748256	GROUND STRAP, SCV2426 PUMP BOX TO FRAME
25	1	17262197	DECAL - MAX. SOLUTION TEMPERATURE
26	1	241238M	ELECTRICAL BOX ASY, ERIDE 2426
27	1	713508MCH	SPINWELD # 20D MACHINED

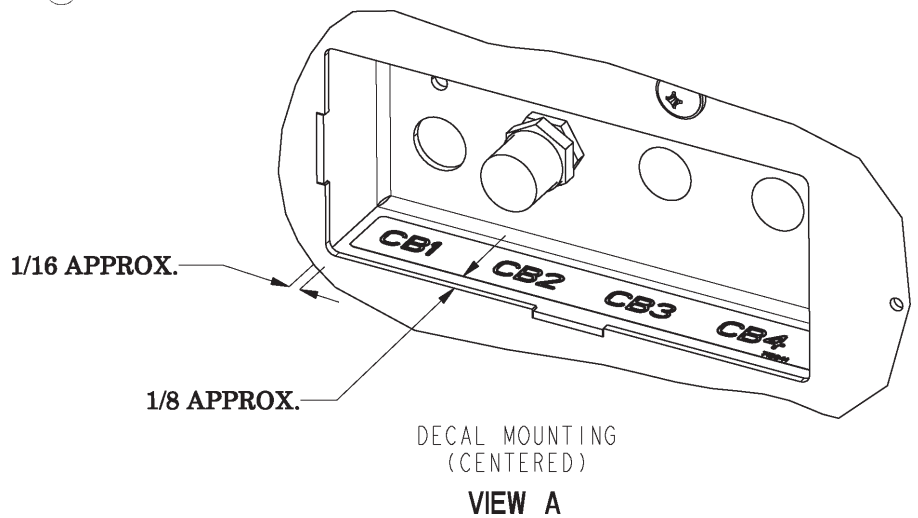
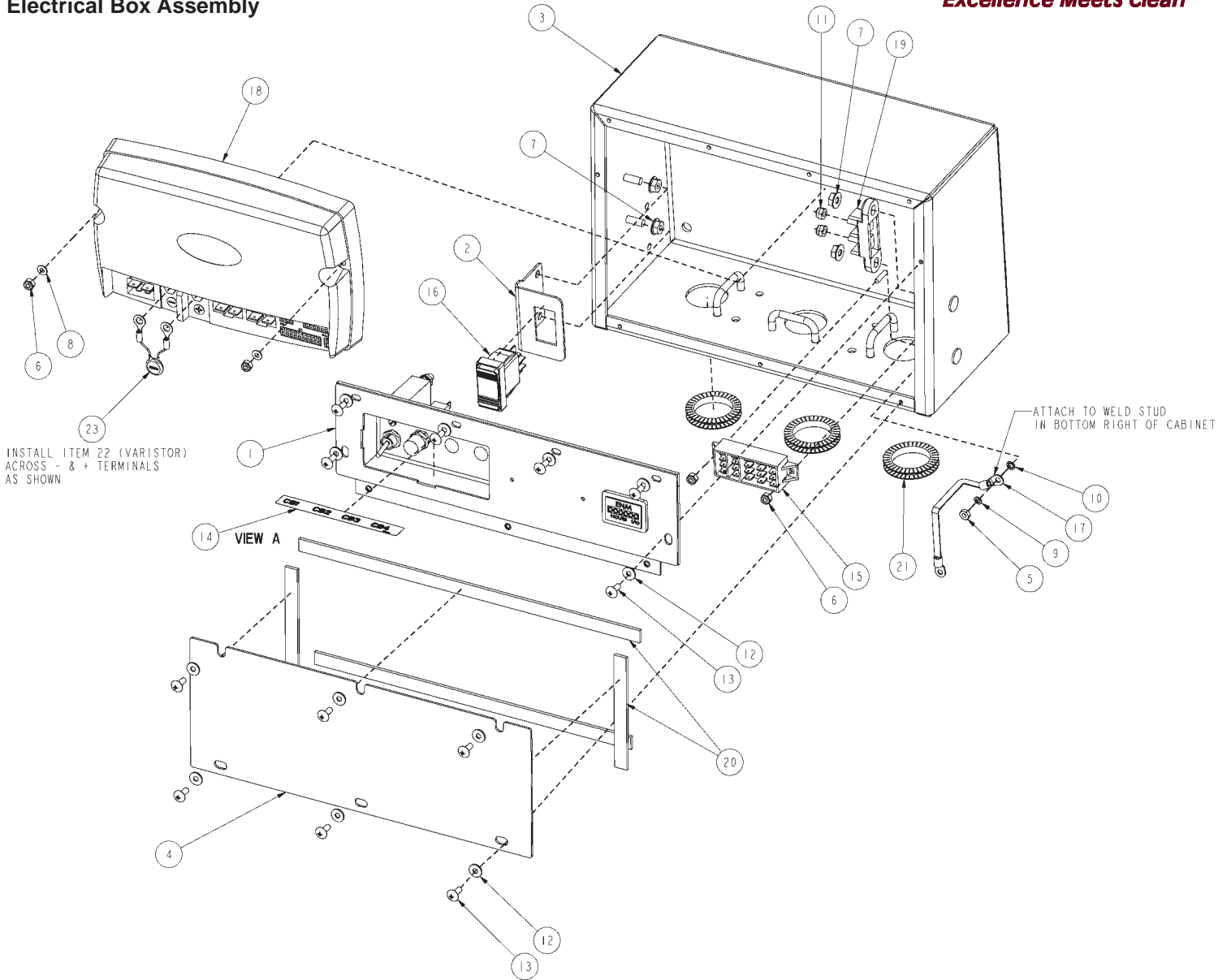
Hose Assembly - Drain, Solution Tank



**BILL OF MATERIAL - 241395**

ITEM	PART NO.	REQ'D.	DESCRIPTION
1	200023	1	CAP - GARDEN HOSE, 3/4 X 11 1/2 FEMALE THREAD, WHITE
2	200024	1	WSR-BLACK VINYL
3	210410	2	FITTING-3/8FPT 3/8HOSE BRASS
4	241393	1	FITTING - 3/4" X 11-1/2 MALE GARDEN HOSE x 3/8" HOSE BARB, PLASTIC, WHITE
5	241496	3	HOSE - SOLUTION TANK DRAIN, 3.375" L
6	241726	2	NYLON SINGLE-BARBED TEE, 3/8"
7	241727	1	DRAIN HOSE 1/2" X 30"
8	281425	2	SWITCH-SWIVEL CONNECTOR-3/4 GHT X 3/8 MPT
9	450076	6	CLAMP-CRIMP 185R SS
10	828490	2	CLAMP-CRIMP 140R

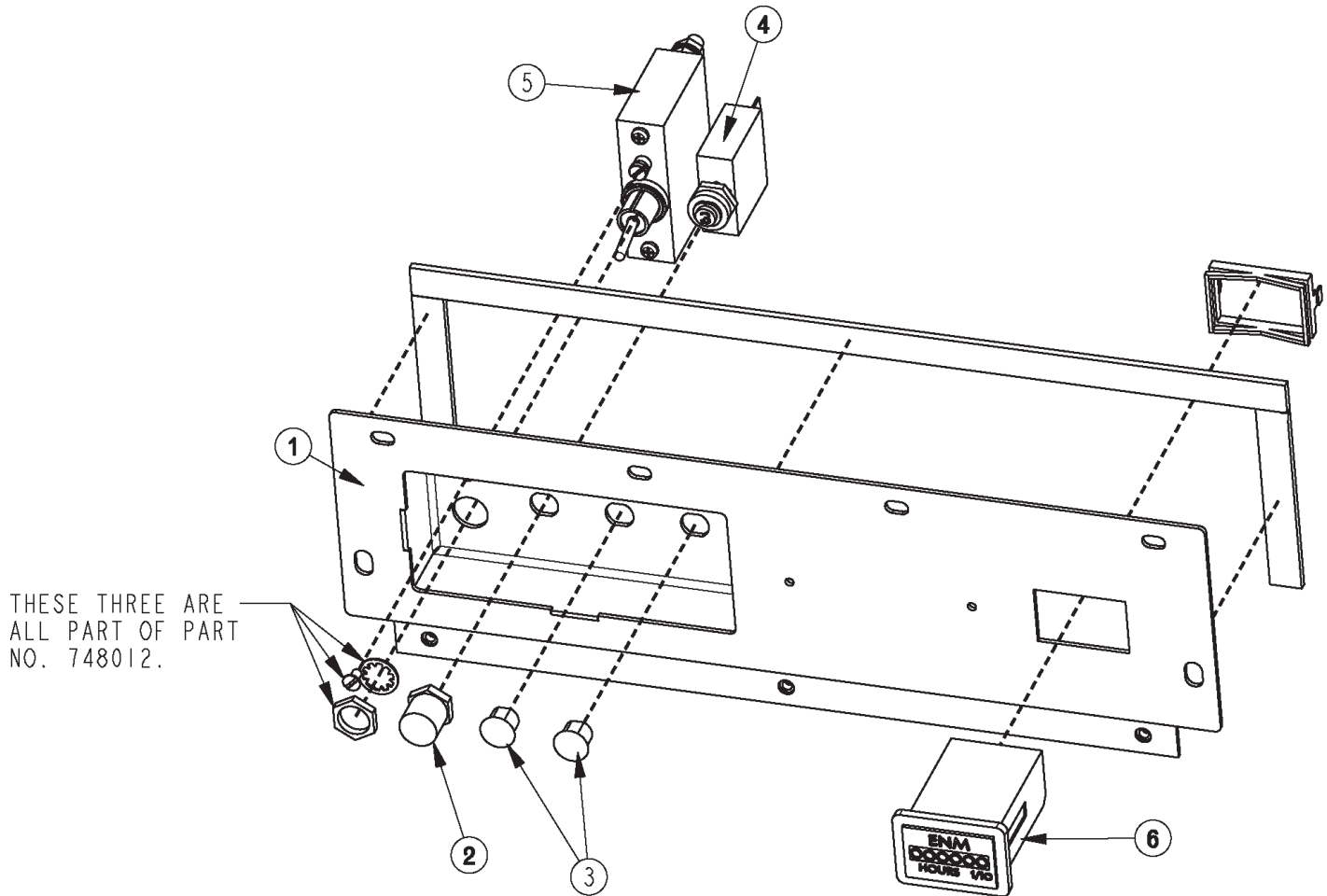
**Electrical Box Assembly**



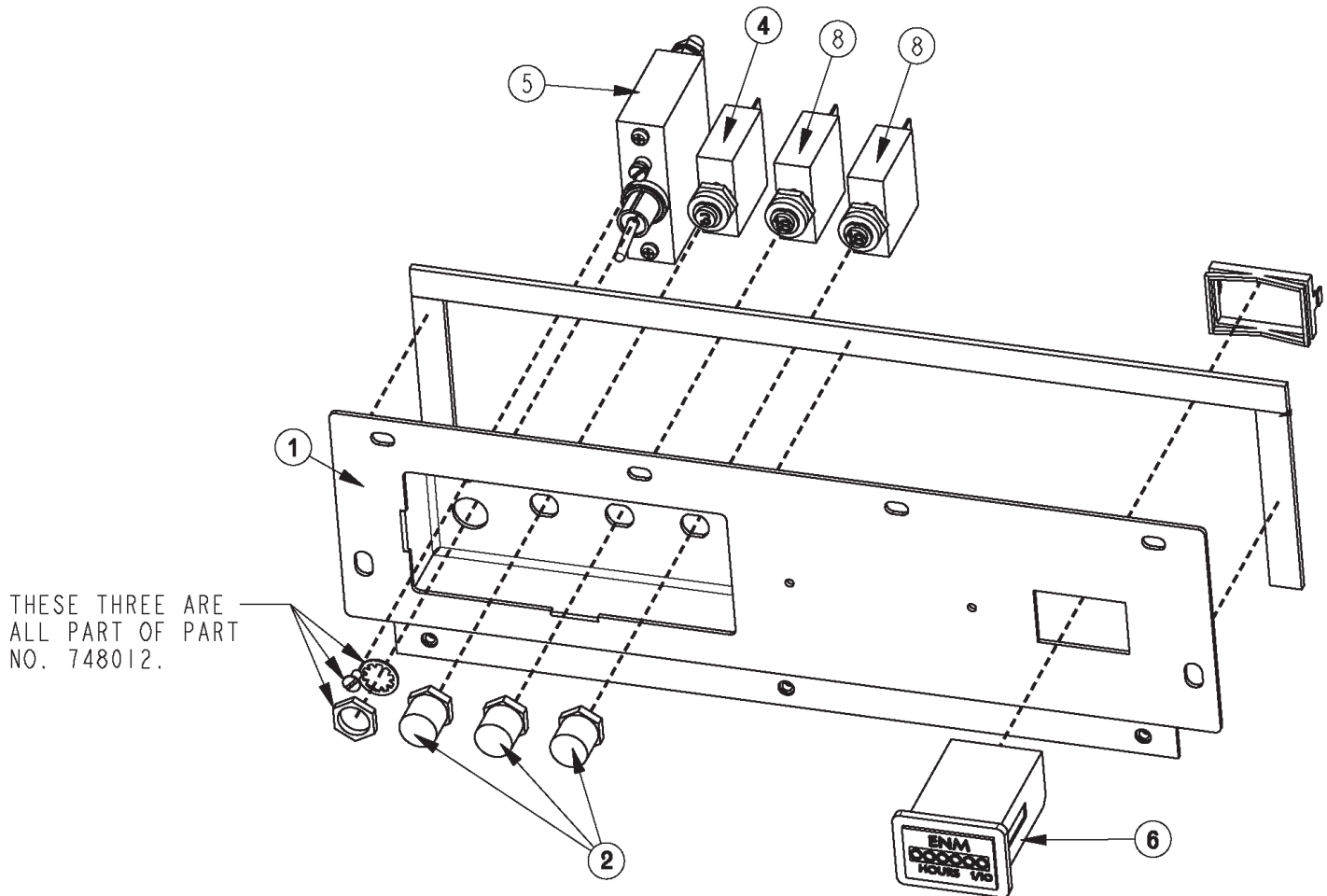
Electrical Box Assembly BOM

BILL OF MATERIAL - 241238M			
ITEM	PART NO.	REQ'D.	DESCRIPTION
1	241234	1	CONTROL PANEL ASSY
2	241248	1	BRACKET ELECTRICAL BOX, DECK SWITCH
3	241249	1	ELECTRICAL BOX WELDMENT
4	241314	1	DOOR - ELECTRICAL PANEL
5	711304	1	NUT-HEX 8-32 ST PL
6	711372	4	NUT-NYLOC 8-32
7	711425	4	NUT-FLANGED WIZZ 1/4-20 STL ZP
8	711502	2	WSR-FLT #8
9	711542	1	WSR-HELICAL #8
10	711552	1	WSR-INT LOCK #8
11	712638	2	NUT HEX 10-24 SS NYLOC
12	712764	12	WSR #10 SS
13	712822	12	SCR-MC 10-24 X .50 SS TR
14	715641	1	DECAL - CIRCUIT BREAKERS, E-RIDE E-BOX
15	744005	1	TERMINAL BLOCK-5 POS 4,4,12
16	748152	1	SWITCH, DPDT MOMENTARY ON-OFF-ON
17	748257	1	GROUND STRAP CONTROL BOX TO FRAME
18	748271	1	CONTROLLER, TRIO+ WET (FLOODED) BATTERIES
19	748276	1	JUNCTION BLOCK, 2 STUD 10/24" 30A
20	830557	3.16	DORTITE 1/2 INCH RM 1 F
21	281449	1.125	SERRATED GROMMET STRIP - .187IN
22	748287M	1	WIRES ELECTRICAL BOX (NOT SHOWN)
23	748269-1	1	VARISTOR ASSY, RING TERMINALS 1/4"

**NOTE: CONFIGURATION WITH DISC SCRUB DECK,  
SEE BILL OF MATERIAL ON NEXT PAGE.**

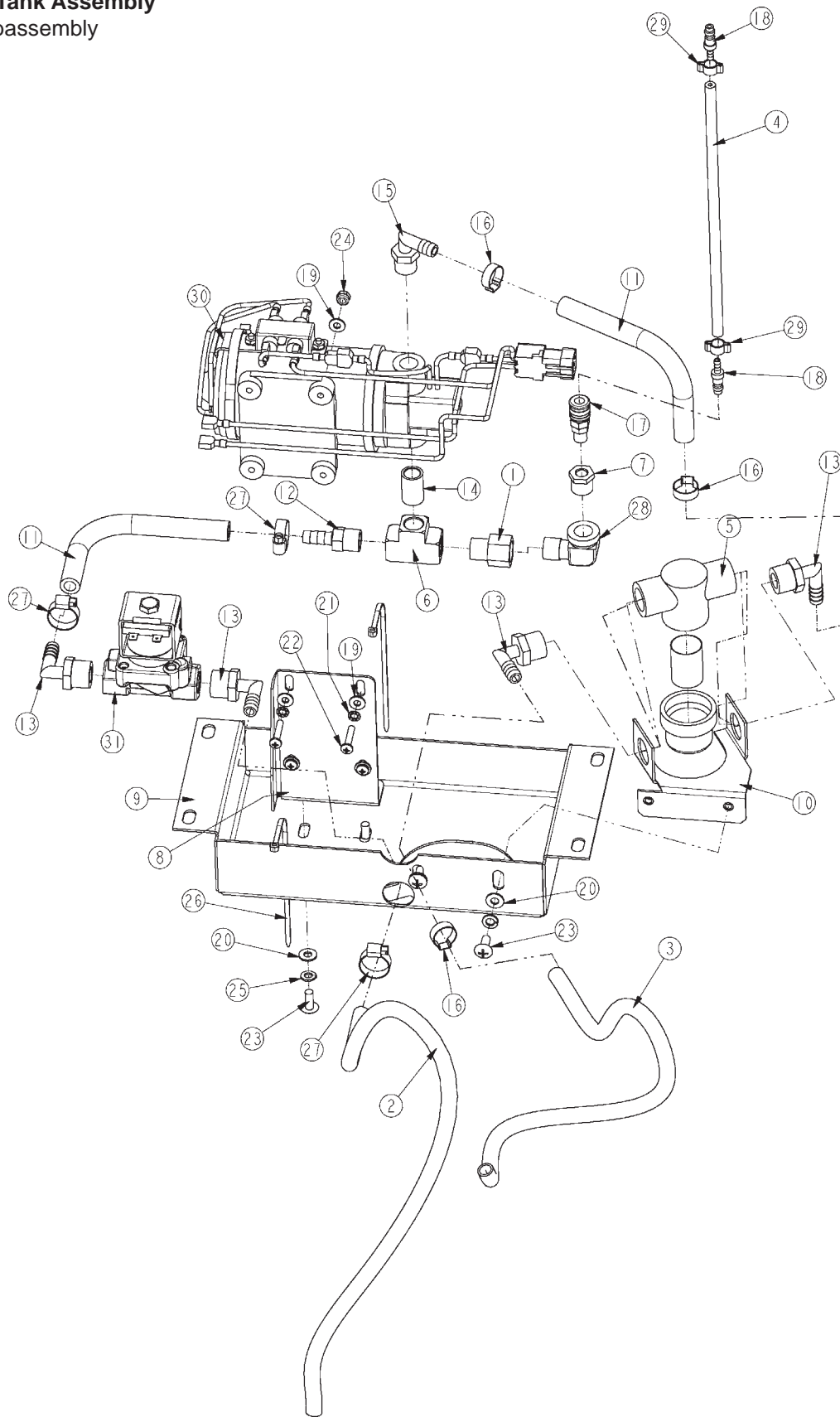


**NOTE: CONFIGURATION WITH CYLINDRICAL SCRUB DECK.**



BILL OF MATERIAL - 241234			
ITEM	PART NO.	REQ'D	DESCRIPTION
1	241233	1	CONTROL PANEL WELDMENT - NO E-STOP
2	742748	2	CIRCUIT BREAKER BOOT
3	742749	2	HOLE PLUG
4	746006	1	CIRCUIT BREAKER - 3A
5	748012	1	CIRCUIT BREAKER 100A
6	748203	1	HOUR METER, 10-80VDC ENM-T41D45
7	830557	1.67	DORTITE 1/2 INCH RM 1 F
8	740238	2	CIRCUIT BREAKER 18 AMP

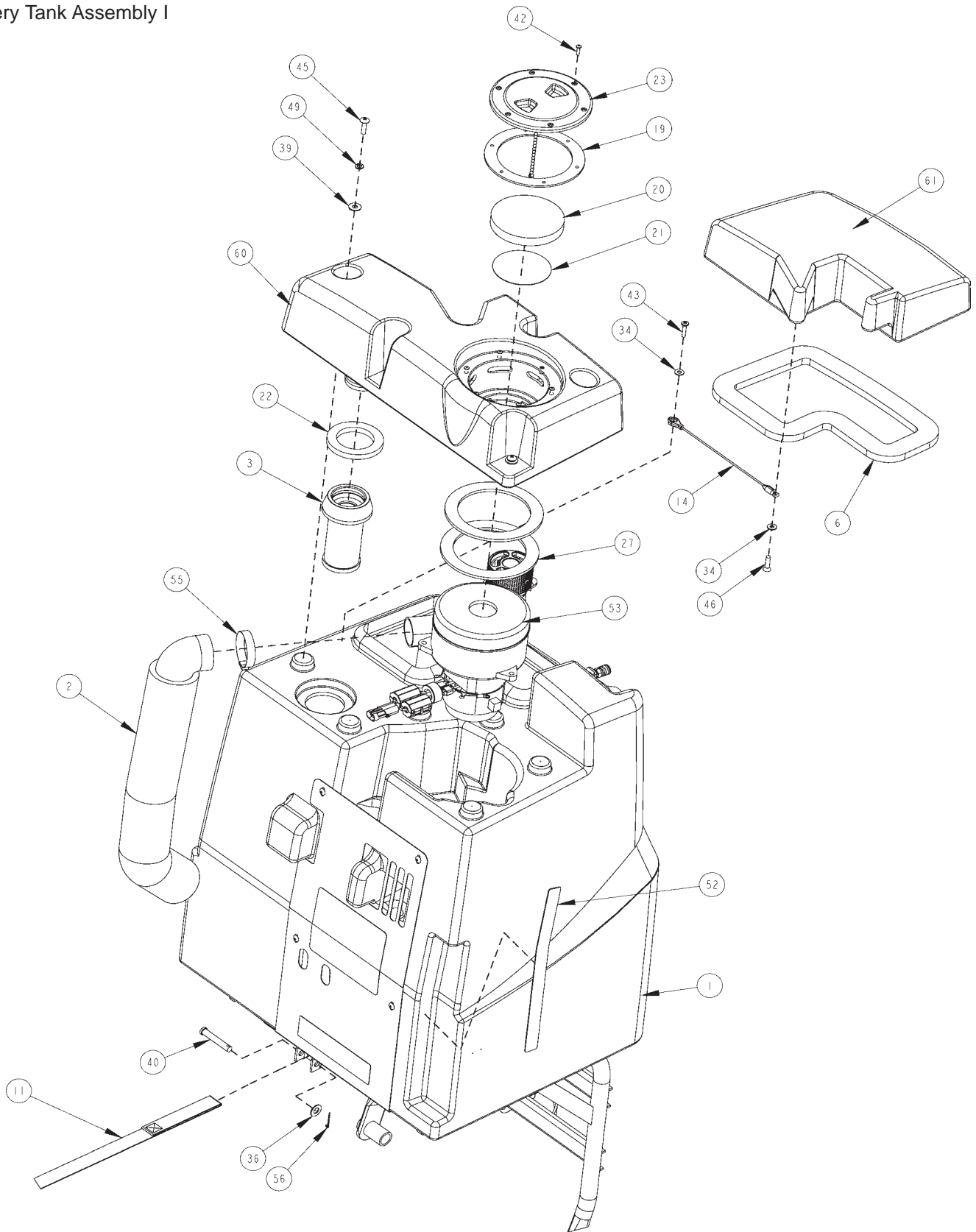
**Solution Tank Assembly  
Pump Subassembly**



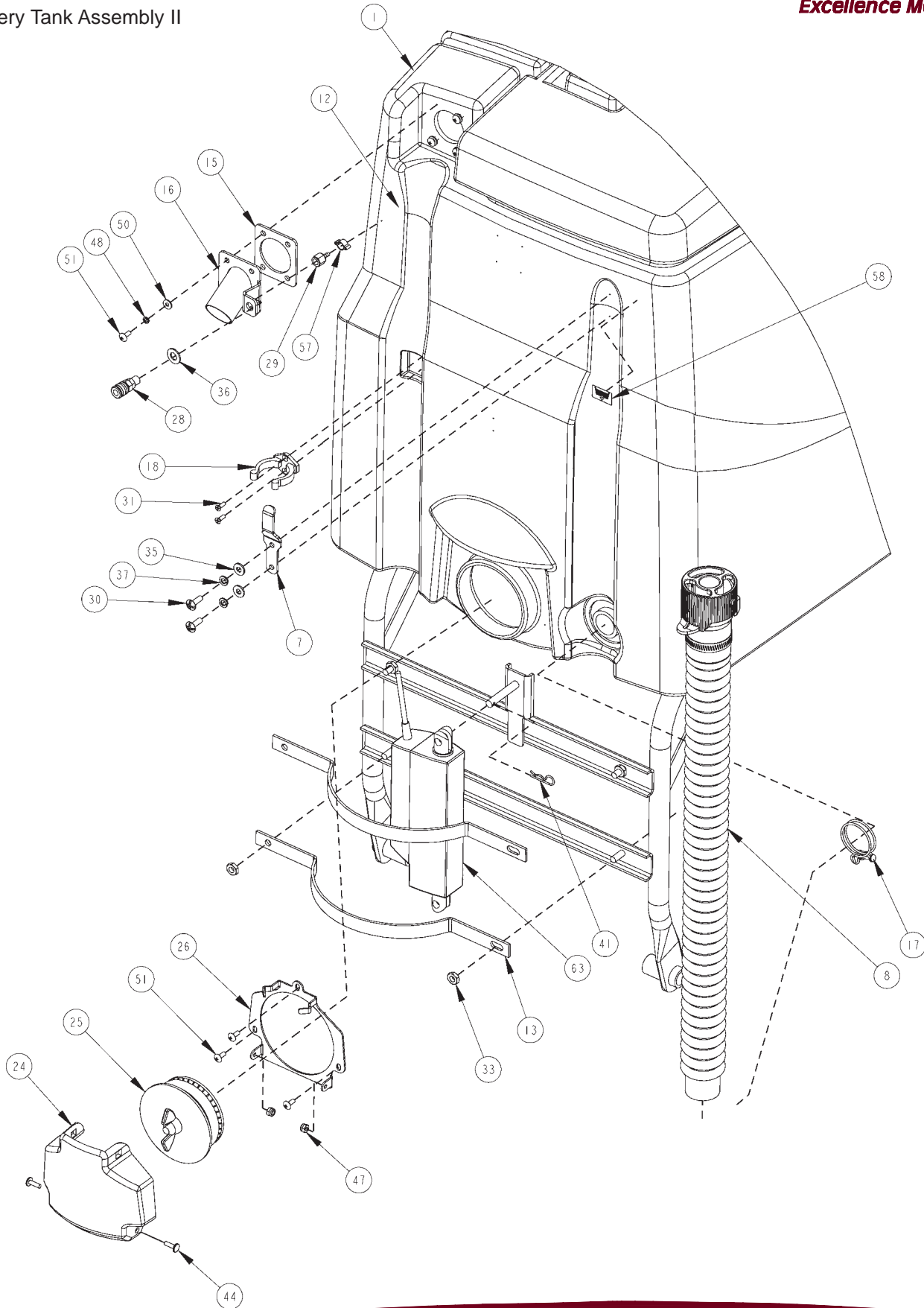
**Solution Tank Assembly**  
Pump Subassembly BOM

BILL OF MATERIAL - 241098				
ITEM	PART NO.	REQ'D	DESCRIPTION	NOTES
1	210409	1	FITTING-3/8MPT 3/8FPT BRASS	
2	241096	1	HOSE 3/8 x 45" WIRE REINFORCED	
3	241097	1	HOSE 3/8 x 31 WIRE REINF	
4	241430	1	HOSE-NYLO REINF 1/8 X 42"	
5	281089	1	FILTER, IN-LINE	
6	281090	1	FITTING BRASS 3/8" FPT TEE	
7	281091	1	FITTING 3/8MPTx1/8 FPT REDUCER	
8	281368	1	PUMP MOUNT PLATE	
9	281369	1	PUMP SUPPORT PLATE	
10	281388	1	PUMP MTG PLATE	
11	320254	2	HOSE 3/8 x 9.00" WIRE REINFORCED	
12	342430	1	FITTING BRASS 3/8MPT X 3/8BARB	
13	383327	4	ELBOW 1/2 MPT X 3/8 BARB	
14	383332	1	FITTING BRASS 3/8 NIPPLE	
15	450040	1	FITTING 90 3/8 MPT X 3/8 BARB	
16	450076	3	CLAMP-CRIMP 185R SS	
17	450221	1	COUPLER-QUICK CONNECT	
18	450279	2	Q.C. COUPLING NIPPLE (MALE X 1/8 BARB)	
19	711503	8	WSR, FLAT #10	
20	711504	4	WSR-FLAT 1/4 ID SS	
21	711553	4	WSR- INTERNAL LOCK #10	
22	712531	4	SCR-MC 10-24 X 1.00 SS	
23	712565	4	SCR-MC 1/4-20X.63 SS TR HD	
24	712638	4	NUT, HEX 10-24 SS NYLOC	
25	712758	4	WSR-HELICAL 1/4 SS	
26	828062	2	CABLE TIE LARGE	
27	829129	3	CLAMP-HOSE, WORM-DRIVE FOR 8-22MM HOSE DIA, 5/16" WIDE	
28	830062	1	FITTING-90 3/8MPT 3/8FPT BRASS	
29	830082	2	HOSE CLAMP 3/8	
30	742709-2	1	PUMP ASSEMBLY-SCV	BEFORE 08/2010
	742709-5	1	PUMP ASY, INCLUDES SOLENOID CONNECT	AFTER 08/2010
31	748390	1	SOLENOID, 36V WATER	

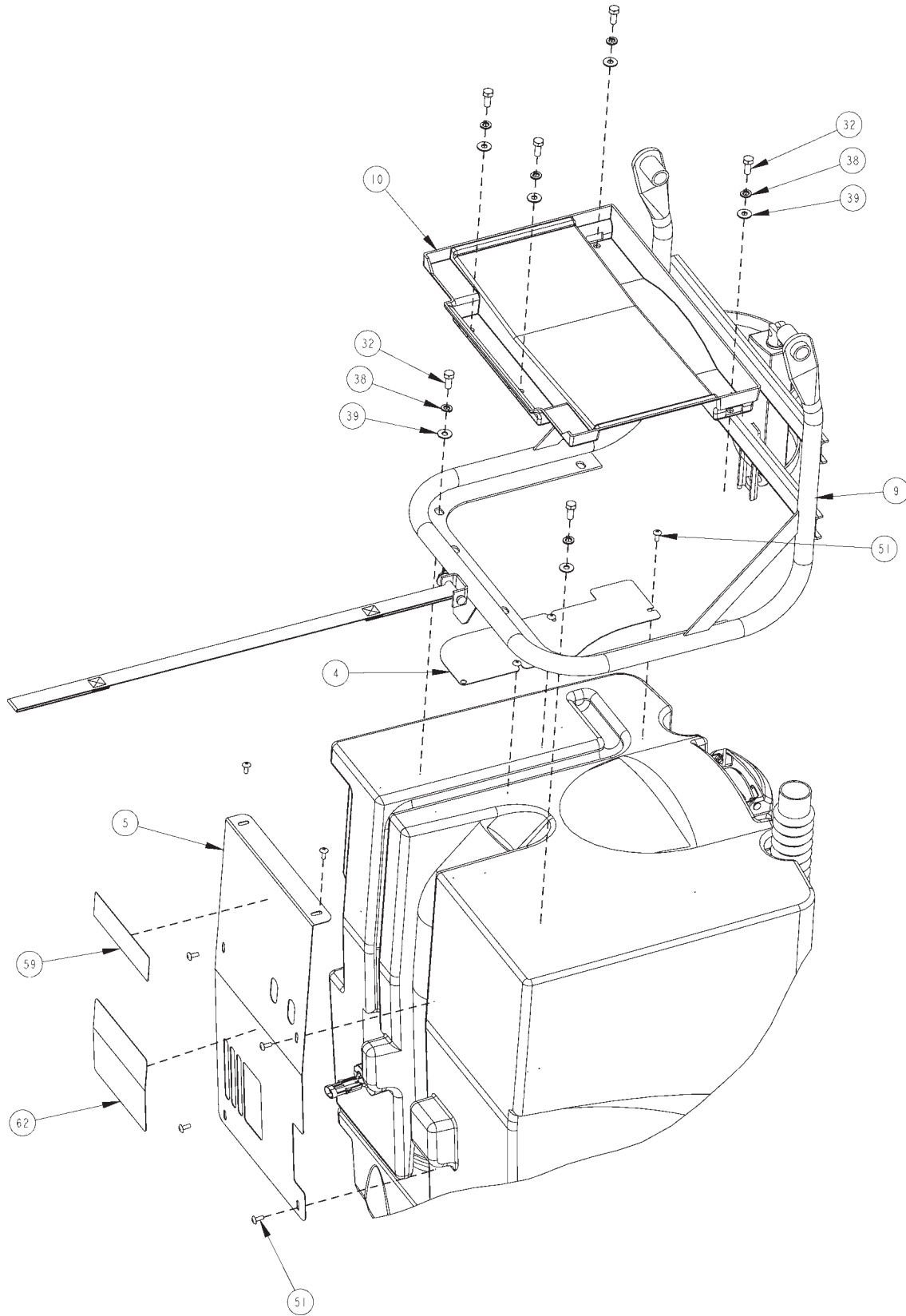
**Recovery Tank Assembly**  
 Recovery Tank Assembly I



Recovery Tank Assembly II

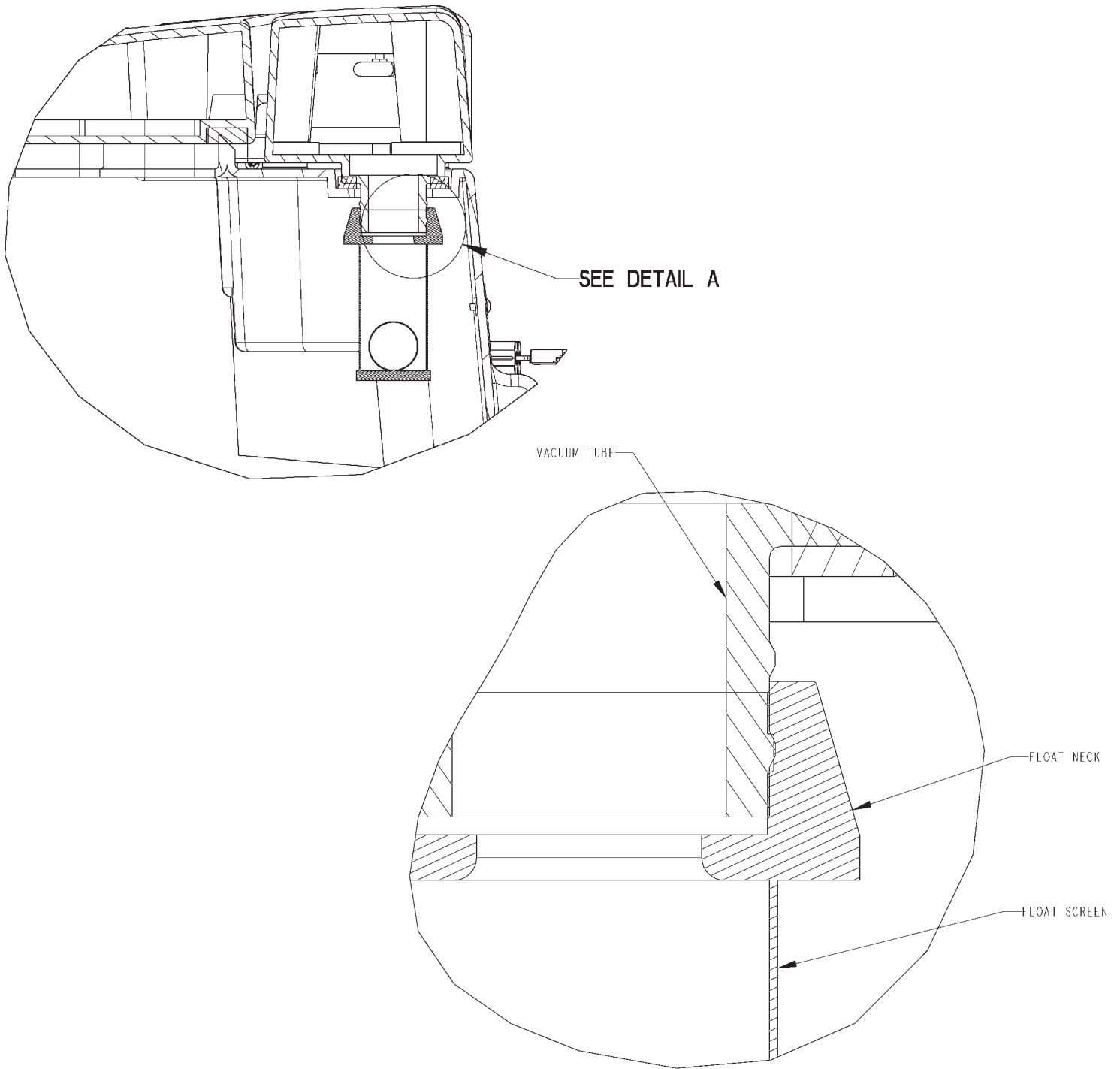


Recovery Tank Assembly III



Recovery Tank Assembly IV

SCREENED FLOAT ATTACHMENT

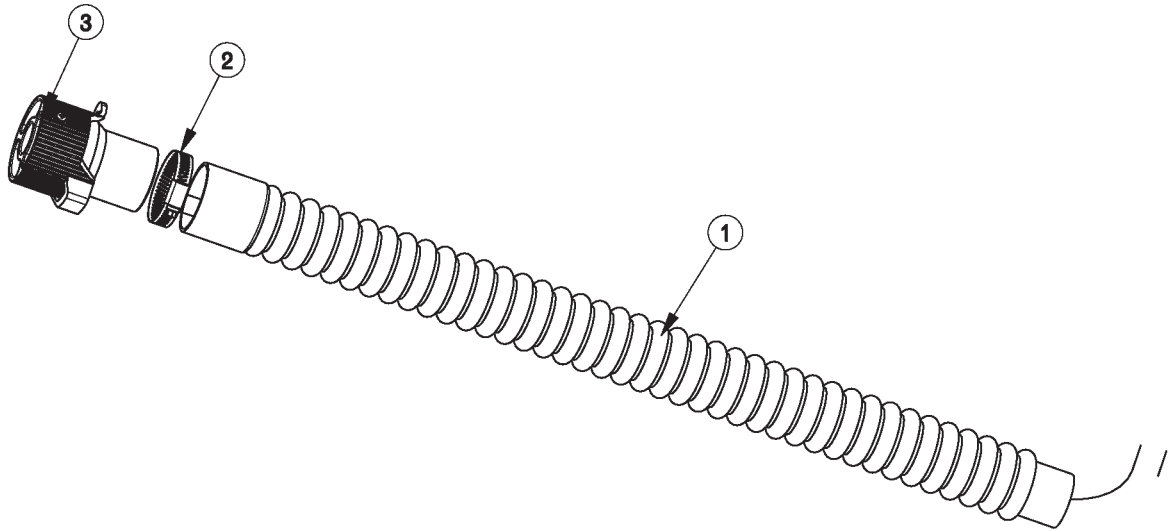


GROOVE IN FLOAT NECK SHOULD FIT AROUND THE VACUUM TUBE LOWER PROTRUSION.

DETAIL A

Recovery Tank Assembly BOM (see Recovery Tank Assembly I, II, III, & IV)

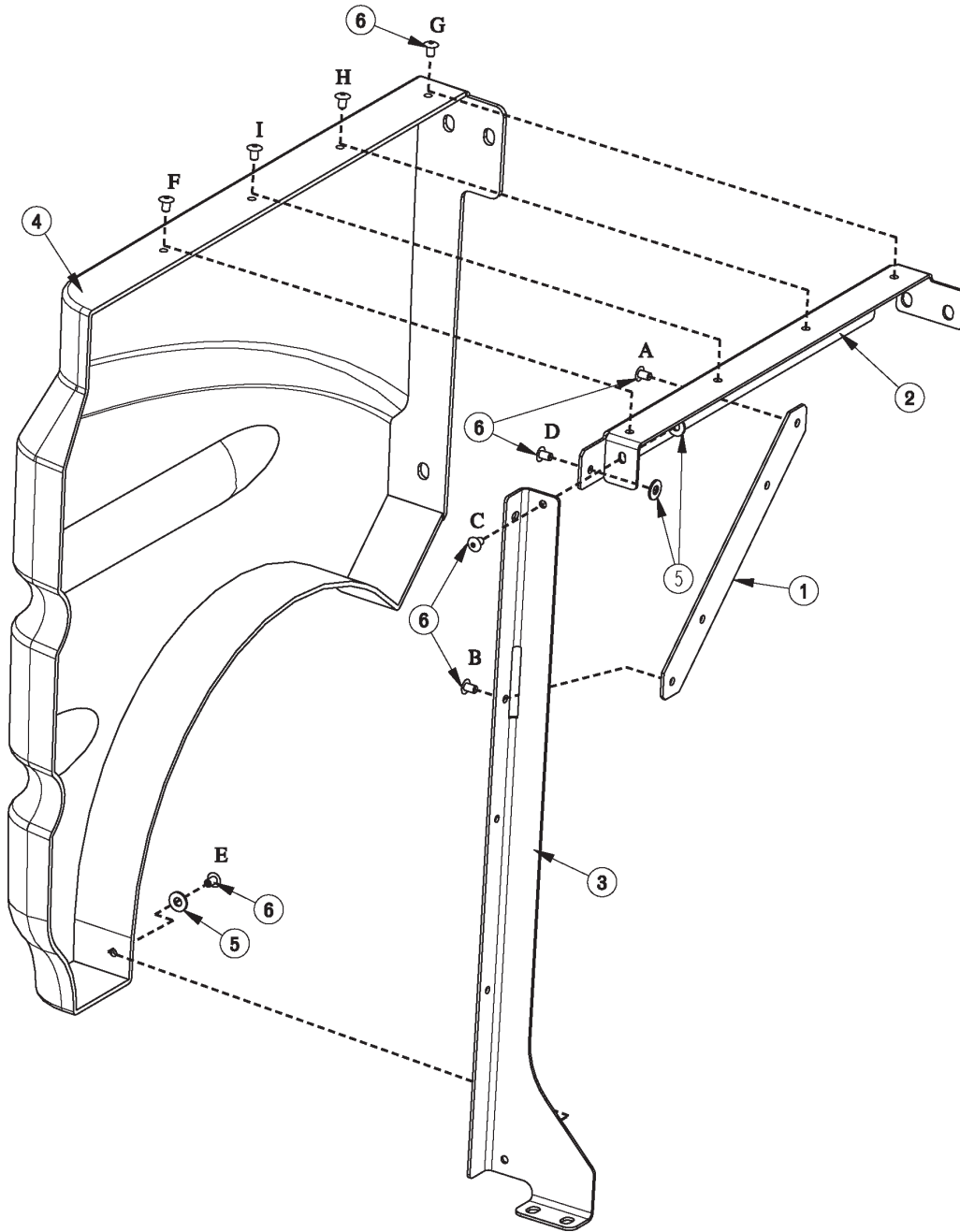
BILL OF MATERIAL - 241013M			
ITEM	PART NO.	REQ'D.	DESCRIPTION
1	241003	1	RECOVERY TANK
2	241049	1	MUFFLER-VAC MOTOR
3	241060	1	FLOAT, SCREENED W/ BALL
4	241076	1	VAC WIRE COVER
5	241099	1	EXHAUST/VAC WIRE COVER
6	241193	1	REMOVABLE LID GASKET
7	241235	1	BRACKET RECOVERY DRAIN HOSE
8	241243	1	RECOVERY TANK DRAIN HOSE ASSY WITH HAKO VALVE
9	241362	1	WELD-RECOVERY FRAME
10	241420	1	EXHAUST DIVERTER
11	241433	1	STRAP-SAFETY, REC TANK
12	241435	1	HOSE-NYLO REINF 1/8 X 65"
13	241519	2	ACTUATOR PROTECTOR BKT, CURVED
14	241704	1	ASSY, LANYARD, RECOVERY TANK
15	241803	1	GASKET-WELD INLET
16	241805	1	WELD-PIPE REC TANK VAC INLET (OAW)
17	260203	1	CLAMP-HOSE 102120 MURRAY
18	260579	1	CLIP-TOOL 1.5 INCH HOSE
19	281018	1	GASKET, NEOPRENE 5.90 X 4.50 X .125
20	281055	1	VAC MOTOR FILTER
21	281056	1	SCREEN-VAC MOTOR INLET
22	281073	1	INLET GASKET
23	281423	1	FILL CAP W/CHAIN ASSY, 4.00
24	320835	1	COVER-DUMP CAP
25	320838	1	STOPPER PLUG ASM - 4"
26	320839	1	DUMP COVER SUPPORT RING
27	380035	2	GASKET, 4.31 X 5.81 X.19
28	450221	2	COUPLER-QUICK CONNECT
29	450223	2	FITTING-1/8FPT 1/8BARB BRASS
30	710180	2	SCR-MC TR HD 1/4-20 X .75 ZINC
31	710530	2	SCR-MC 8-32 X .50 BRS
32	711228	6	BLT-HH 5/16-18 X .75 STL ZINC
33	711420	4	NUT-HEX JAM 5/16-18 STPL
34	711504	2	WSR-FLT 1/4 SS
35	711505	2	WSR-FLT 1/4
36	711515	2	WSR-FLT .406 X .812 X .0625
37	711544	2	WSR-HELICAL 1/4
38	711545	6	WSR-HELICAL 5/16
39	711575	12	WSR-FLT .31 X .75 X .06 STL
40	711678	1	PIN-CLEVIS 3/8 X 2 1/4
41	711808	1	PIN-HAIRPIN COTTER #13
42	712516	6	SC-BHCS 8-32 X .62 SS
43	712532	1	SCR-MC 10-24 X 1.00 SS
44	712536	2	SCR-MC 10-24 X .62 SS TR HD
45	712541	6	SCR-TR HD 1/4-20 X 1.0 SS
46	712563	1	SCR-MC 1/4-20 X 1.00 SS
47	712638	2	NUT HEX 10-24 SS NYLOC
48	712757	4	WSR-HELICAL #10 SS
49	712758	6	WSR-HELICAL 1/4 SS
50	712764	4	WSR #10 SS
51	712822	16	SCR-MC 10-24 X .50 SS TR
52	715717	1	DECAL-OVERFILL SIGHT GAUGE
53	742773	1	VAC MOTOR ASSY
53A	741008	2	CARBON BRUSHES (SET OF TWO)
54	748251	1	HARNESS ASY, RECOVERY TANK (NOT SHOWN)
55	760859	1	CLAMP-HOSE
56	809311	1	PIN-COTTER 7/64 X 1
57	830082	2	CLAMP-HOSE 3/8
58	17264888	1	DECAL - VALVE OPERATION, RECOVERY DRAIN HOSE
59	17267139	1	DECAL - EXPLOSIVE GASES (BATTERY) WARNING, MULTI LANGUAGE
60	241006HG	1	RECOVERY TANK FIXED LID HAKO GREY
61	241007HG	1	RECOVERY TANK REMOVABLE LID HAKO GREY
62	715218-1	1	DECAL-BATTERY
63	740821-1	1	ACTUATOR ASSEMBLY, 70mm 300N 24/36VDC



BILL OF MATERIAL - 241243

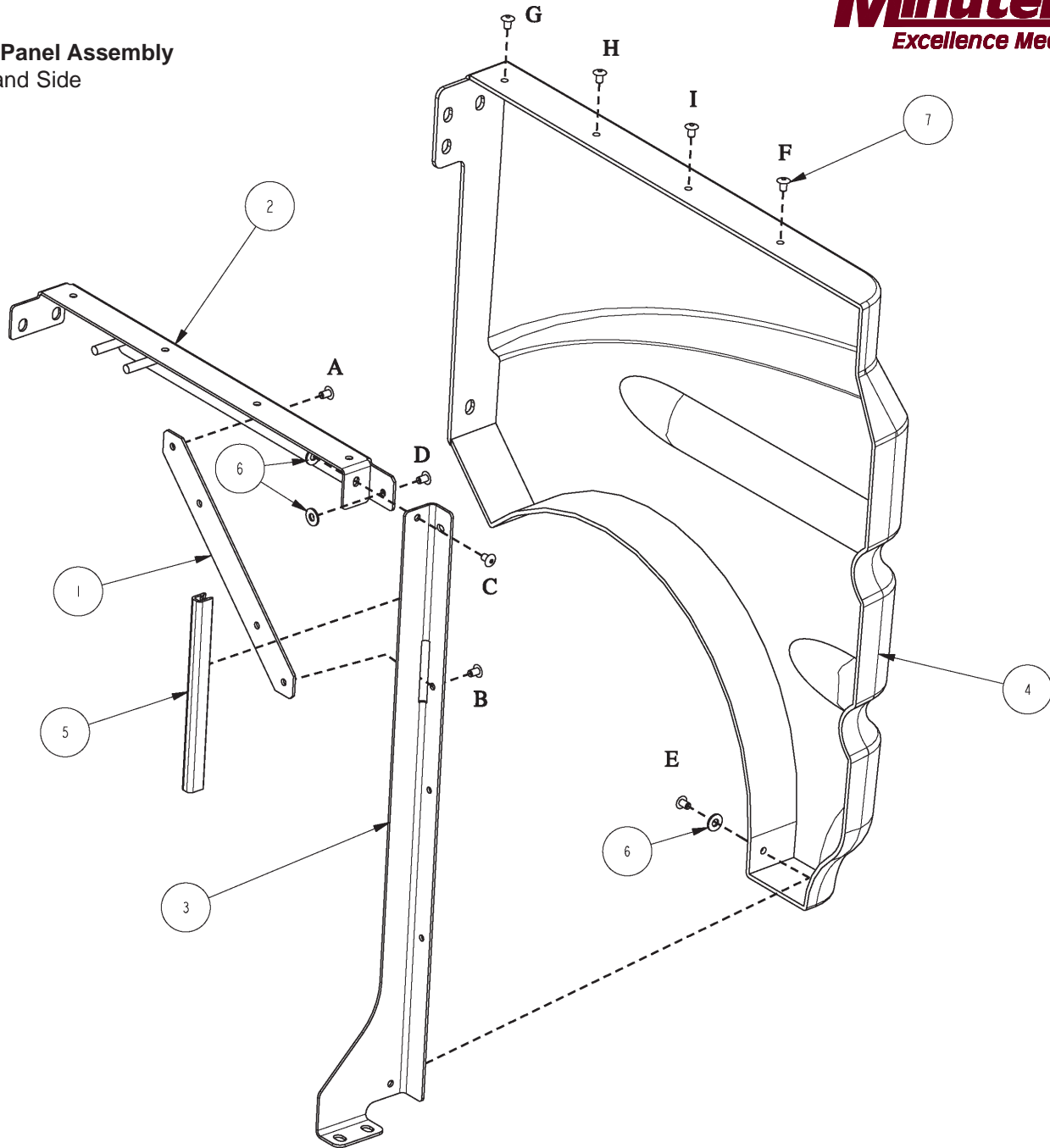
ITEM	PART NO.	REQ'D.	DESCRIPTION
1	200355	1	HOSE - DRAIN, CONVOLUTED, 1.50 X 2.00 X 34"L, BLACK, EPDM
1	241363	1	HOSE CLAMP - WORM DRIVE, SAE #28, ALL 300 SERIES STAINLESS
1	97103519	1	VALVE - DRAIN, 1/4 TURN, PLASTIC

**Battery Panel Assembly**  
Left Hand Side



BILL OF MATERIAL - 241218			
ITEM	PART NO.	REQ'D	DESCRIPTION
1	241187	1	DIAGONAL BRACE - SIDE COVER
2	241188	1	BRACKET - BATTERY COVER, LH
3	241189	1	BRACE (VERTICAL) - SIDE PANEL FRAME, LEFT
4	241228	1	LH BATTERY PANEL
5	711503	3	WSR, FLAT#10
6	711903	9	RIVET-POP 3/16"

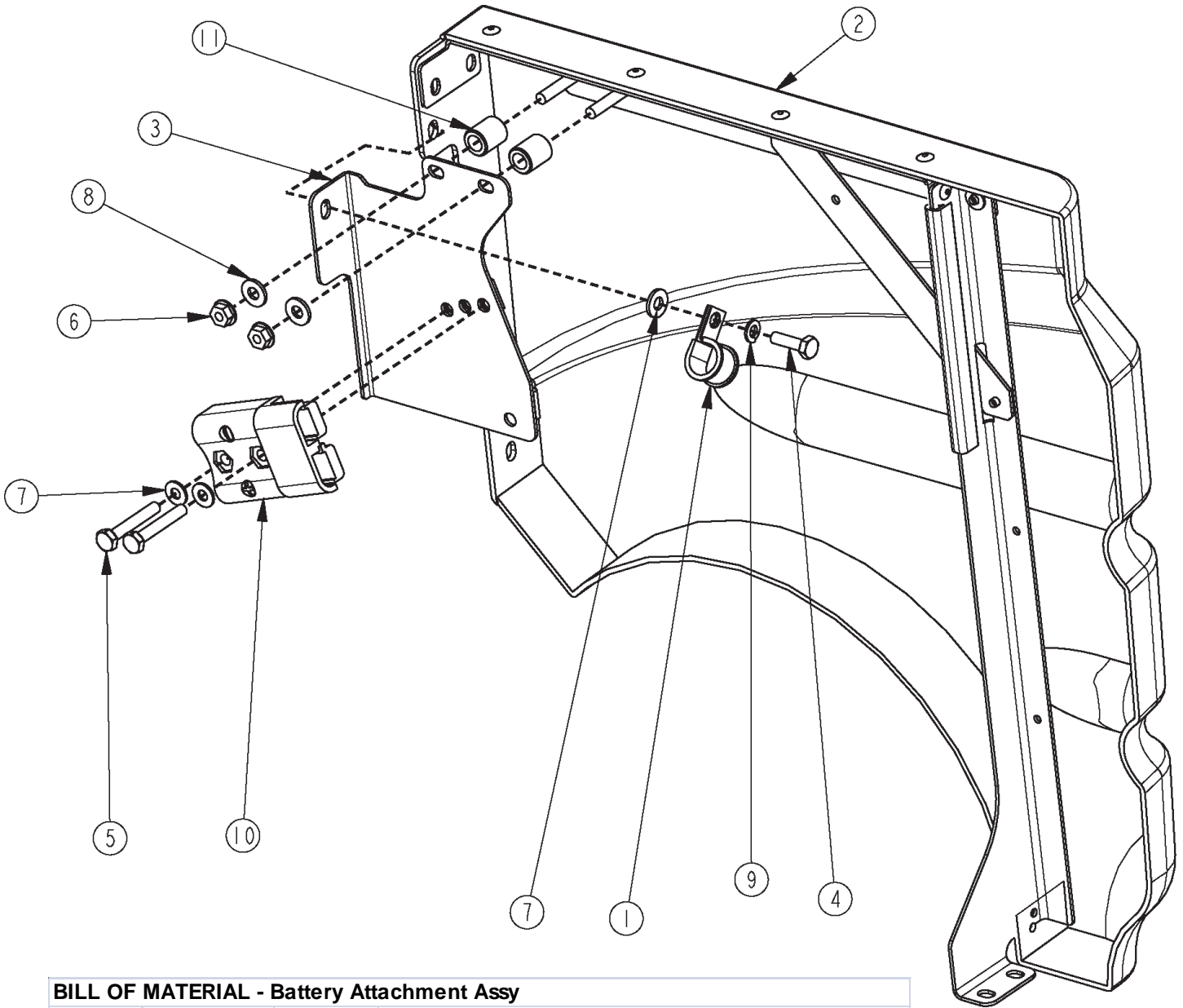
**Battery Panel Assembly**  
Right Hand Side



**BILL OF MATERIAL - 241219**

ITEM	PART NO.	REQ'D	DESCRIPTION
1	241187	1	DIAGONAL BRACE - SIDE COVER
2	241190	1	BRACKET - SIDE COVER, RH
3	241191	1	BRACE (VERTICAL) - SIDE PANEL FRAME, RIGHT
4	241229	1	RH BATTERY PANEL
5	241415	1	EDGE TRIM - VINYL, DOUBLE LIP, W/METAL CORE, BLACK, 6" LENGTH
6	711503	3	WSR, FLAT #10
7	711903	9	RIVET -POP 3/16"

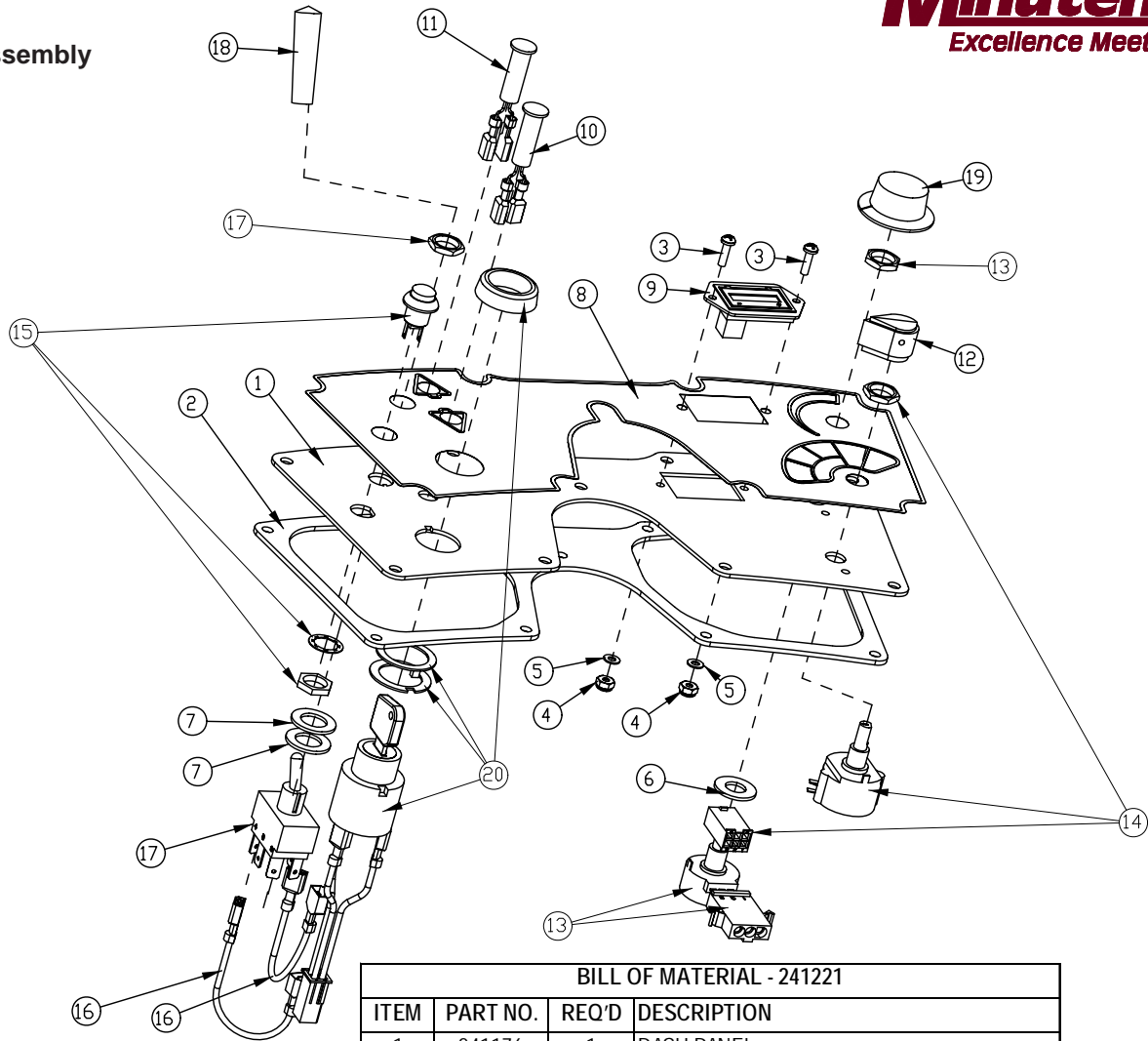
Attachment Assembly



**BILL OF MATERIAL - Battery Attachment Assy**

ITEM	PART NO.	REQ'D	DESCRIPTION
1	82-54-A	1	CLAMP, MS21333-114
2	241219	1	BATTERY COVER ASSEMBLY RH, SCV 2426
3	241371	1	BRACKET - BATTERY CONNECTOR, SCV 2426
4	711206	1	BLT-HH 1/4-20 X .87 STL ZINC
5	711213	2	BLT - HH 1/4-20 X 1.62
6	711425	2	NUT, HEX 1/4-20 WIZNUT
7	711504	2	WSR-FLAT 1/4 ID SS
8	711505	3	WSR-FLAT 1/4 ID SS
9	711544	1	WSR-HELICAL 1/4
10	740147	1	CB 175 GRAY HOUSING
11	840118	2	BUSHING - 3/8 ID X .625 OD X .75 L, STEEL, ZINC PL

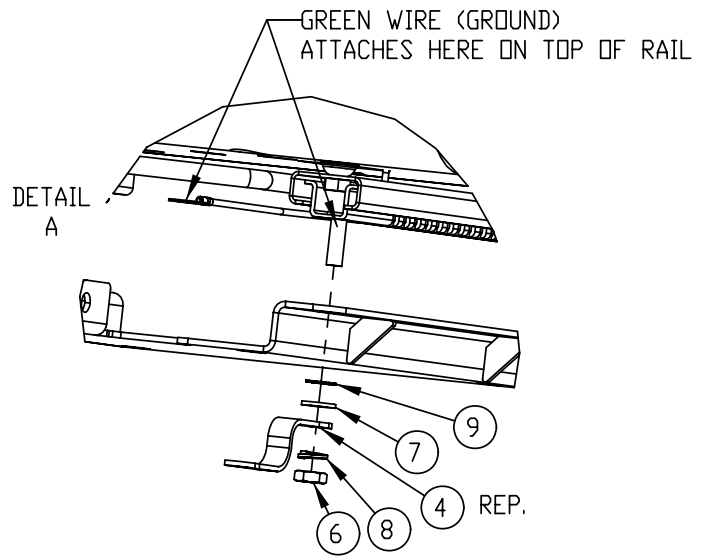
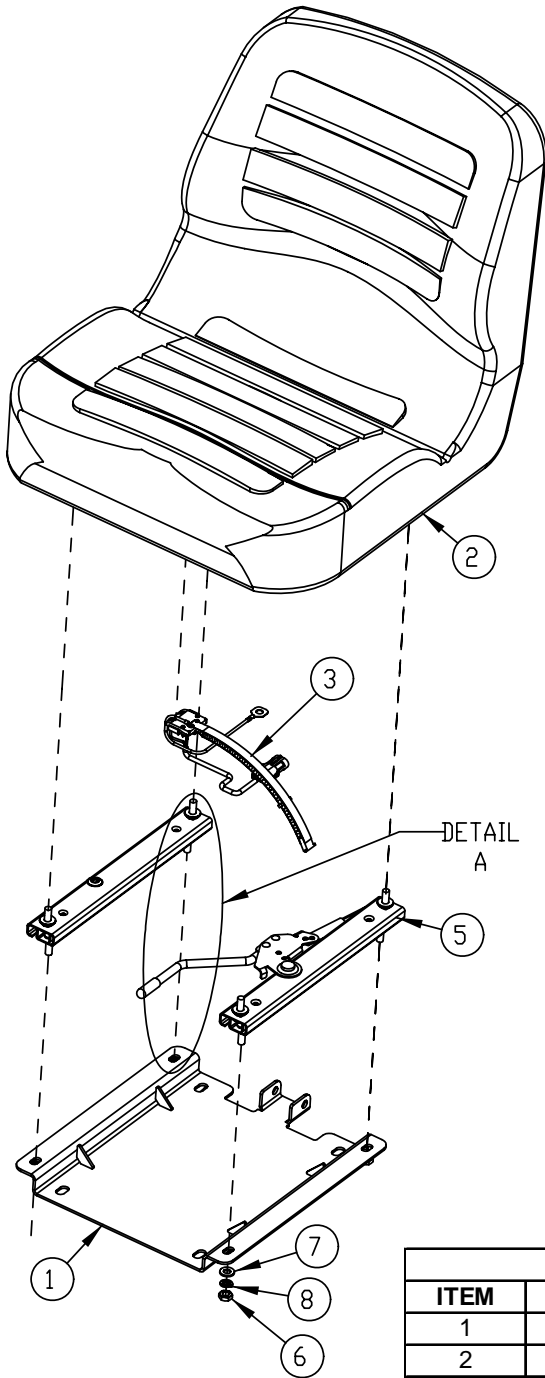
Dashboard Assembly



BILL OF MATERIAL - 241221

ITEM	PART NO.	REQ'D	DESCRIPTION
1	241176	1	DASH PANEL
2	241211	1	GASKET - DASH PANEL
3	710204	2	SCR-MC 6-32 X .50 ST PL PAN HD
4	711371	2	NUT-NYLOC 6-32 STL ZINC
5	711501	2	WSR-FLAT # 6
6	711515	1	WSR-FLAT .406 X .812 X .0625
7	712310	2	WSR- FLAT .52 X .87 X .06 PL
8	715640	1	DECAL, DASHBOARD
9	747011	1	BATTERY GAUGE, TRUCHARGE
10	747016-1	1	LED ASSY, RED 36VDC W/FEMALE QC
11	747017-1	1	LED ASSY, AMBER 36VDC W/FEMALE QC
12	747020	1	KNOB-MODE SELECTOR
13	747025	1	POTENTIOMETER ASSY WATER FLOW
14	747027	1	SWITCH ASSY, MODE SELECTOR
15	748047	1	SWITCH, PUSH BUTTON (HORN SCV 36V)
16	748259	2	WIRE ASY, 18G RED/MOLET 2"
17	748286	1	SWITCH - TOGGLE, 2 POS ON/ON
18	748301	1	TOGGLE HANDLE EXTENSION
19	809874	1	KNOB, SPEED CONTROL
20	90323437-1	1	KEYSWITCH ASY, SWITCH PLUS WIRES

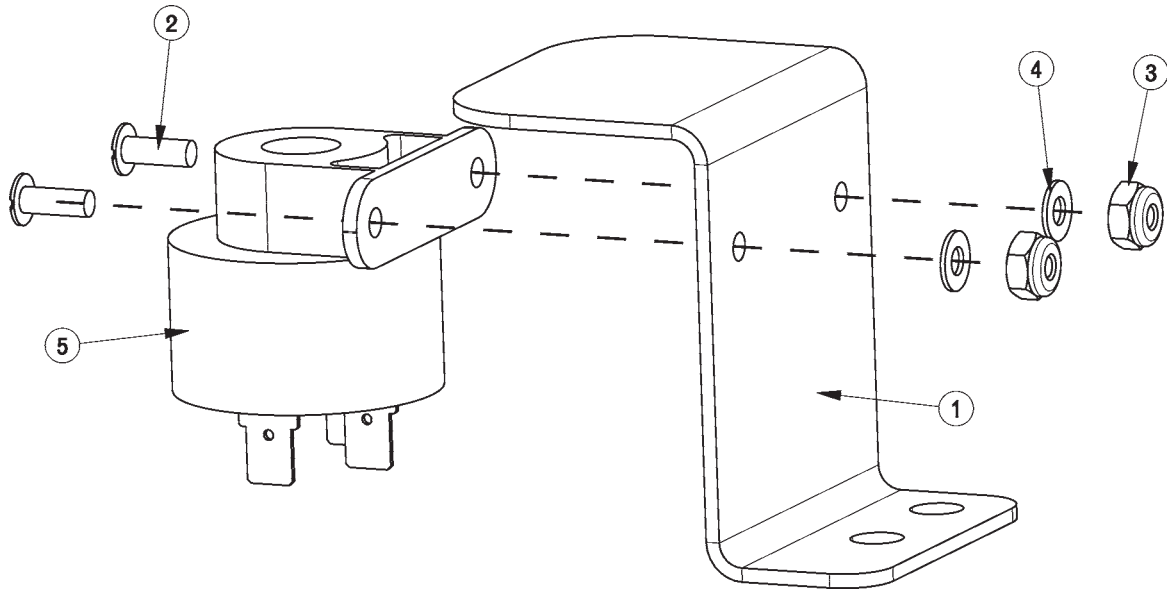
Seat Assembly



**BILL OF MATERIAL - 241365-1**

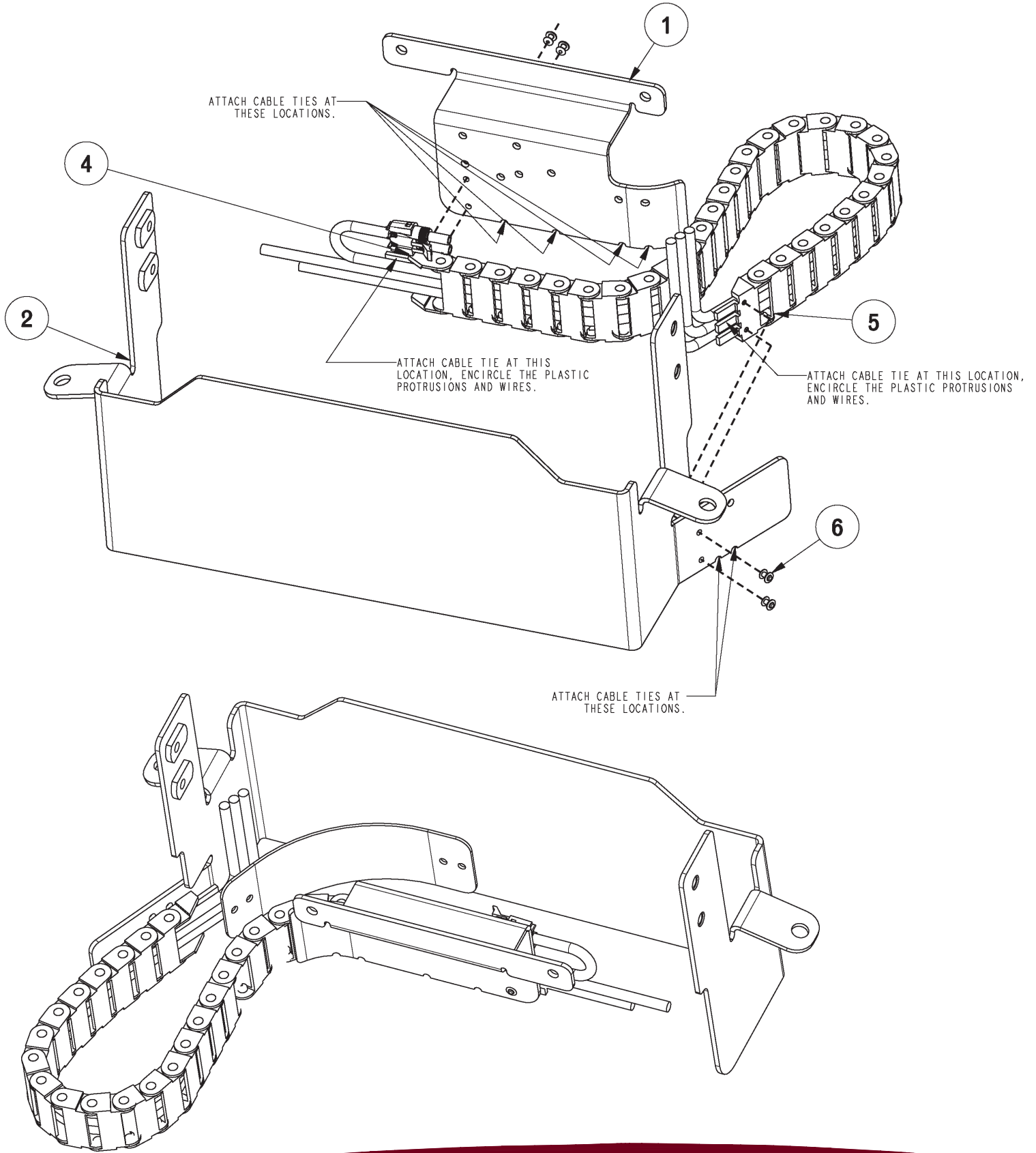
ITEM	PART NO.	REQ'D	DESCRIPTION
1	241376	1	SEAT BRACKET WMT
2	281085	1	ASSY SEAT, SUPER SUBURBAN
3	281087-3	1	SEAT SWITCH ASSY, W/PACK
4	748255	1	SEAT GROUND STRAP
5	281086	1	SLIDE ASSY KIT
6	711319	4	5/16-18 HEX NUT
7	711506	4	WSR-FLT .344 X .690 X .062 STL Z
8	711545	4	WSR-HELICAL 5/16
9	711565	1	WSR-EXTERNAL LOCK 5/16

Horn Assembly



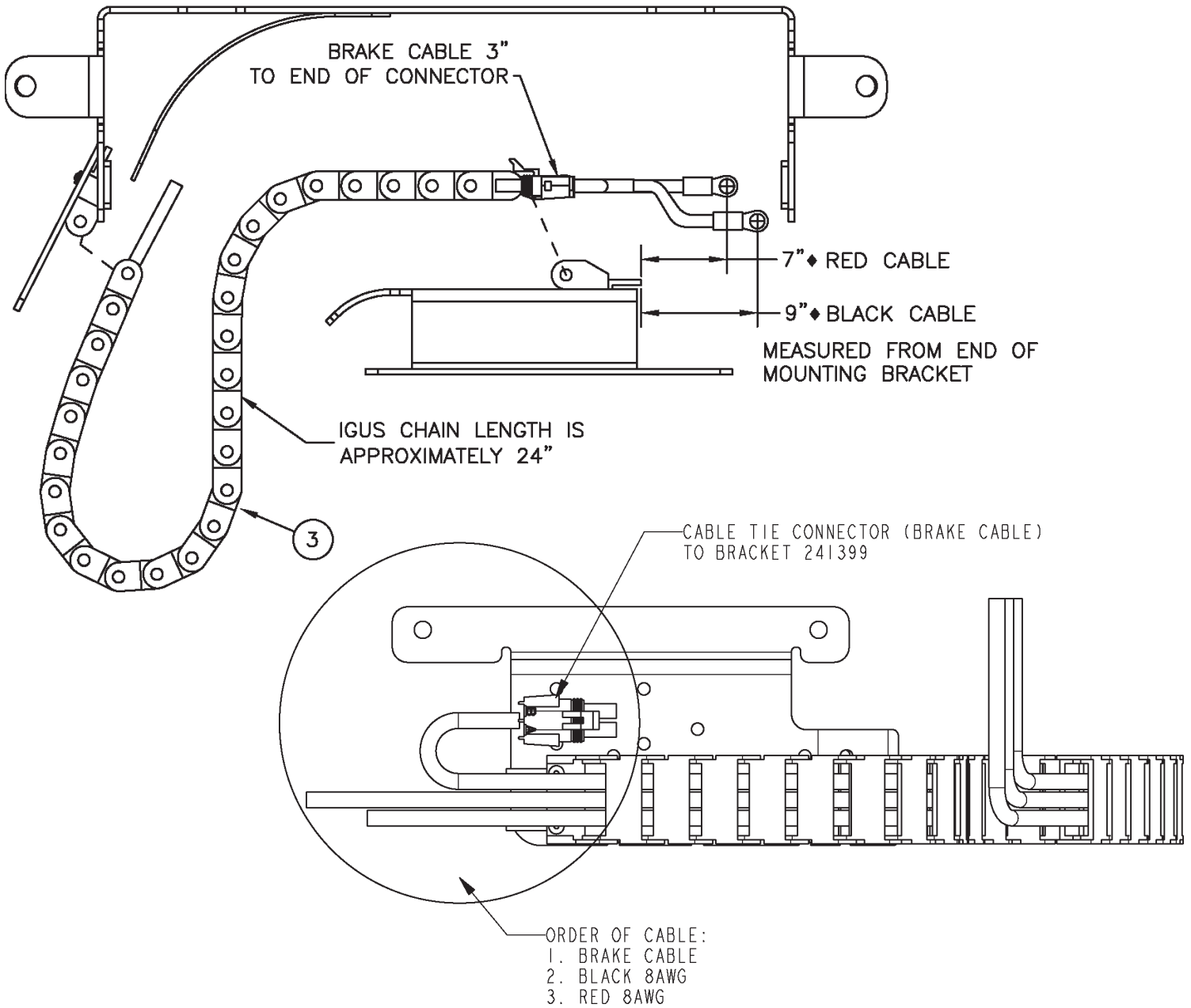
BILL OF MATERIAL - 241258			
ITEM	PART NO.	REQ'D	DESCRIPTION
1	241254	1	HORN BRACKET, SCV 2426
2	710203	2	SCR-MC 6-32 X .37 ST PL PAN HD
3	711371	2	NUT-NYLOC 6-32 STL ZINC
4	711501	2	WSR-FLAT # 6
5	748200	1	HORN / BACK UP ALARM, 9-48 VDC

**Cable Guide Assembly**



**Cable Guide Assembly**

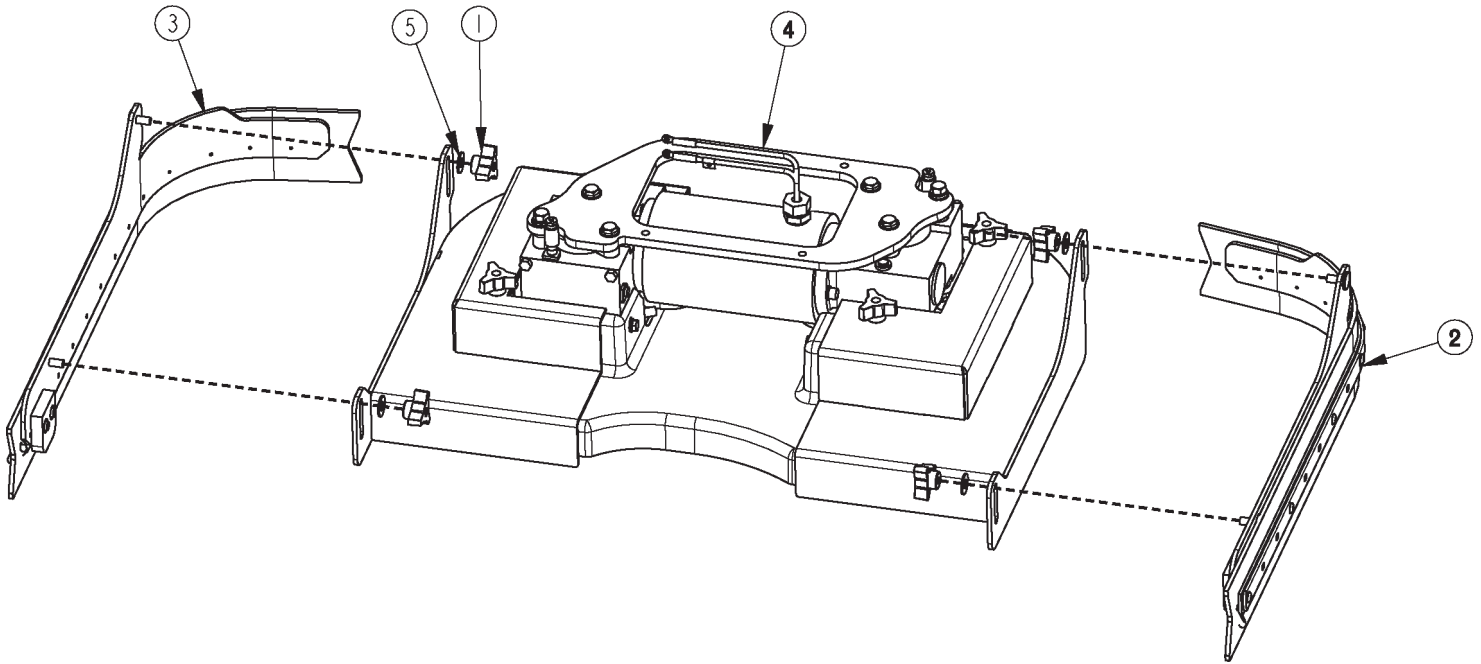
ATTACH 748218 TO MOUNT PIECES AS SHOWN  
ORIENT CABLES WITHIN CHAIN



**BILL OF MATERIAL - 748214**

ITEM	PART NO.	REQ'D	DESCRIPTION
1	241399	1	BRACKET - DRIVE MOTOR CABLE
2	241567	1	BRACKET WELDMNT -MOTOR CABLE
3	748218	1	WIRE HARNESS, DRIVE MOTOR
4	748219-2	1	CABLE GUIDE, MOUNT BRACKET -BORE
5	748219-3	1	CABLE GUIDE, MOUNT BRACKET -PIN
6	827666	4	RIVET -POP
7	828062-B	7	CABLE TIE LARGE-BLACK

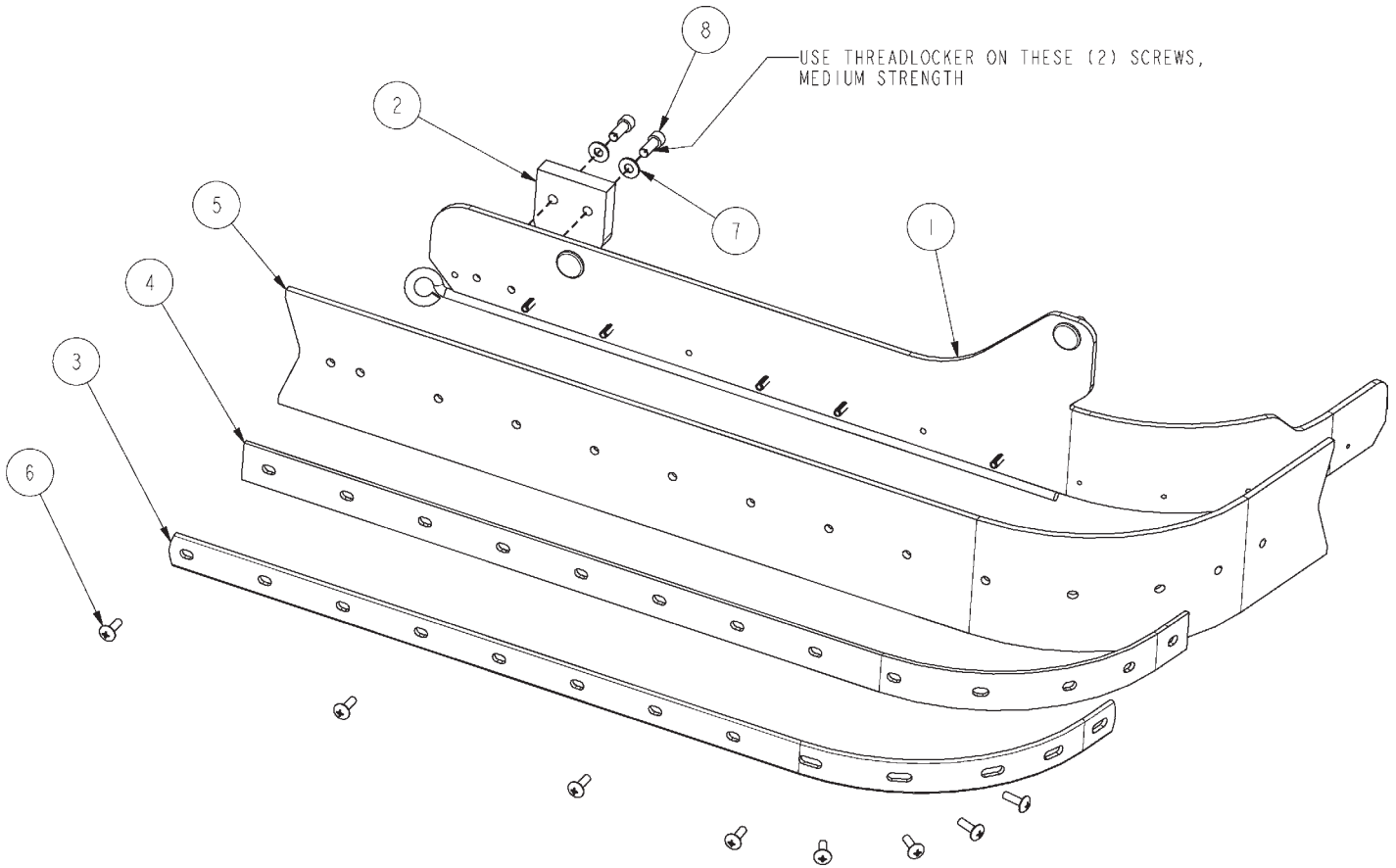
Disc Scrubdeck Main Assembly



BILL OF MATERIAL - 241426			
ITEM	PART NO.	REQ'D	DESCRIPTION
1	210118	4	KNOB-3 SIDED 5/16 NYLOC
2	241373	1	DISK SIDE SQUEEGEE ASSY - LH
3	241374	1	DISK SIDE SQUEEGEE ASSY - RH
4	241426-1	1	26" DISK SCRUBDECK ASSY W/O SQUEEGEE
5	712767	4	WSR-FLAT .37 X .87 X .06

**Disc Scrubdeck**

Side Squeegee Subassembly - Left Hand Side

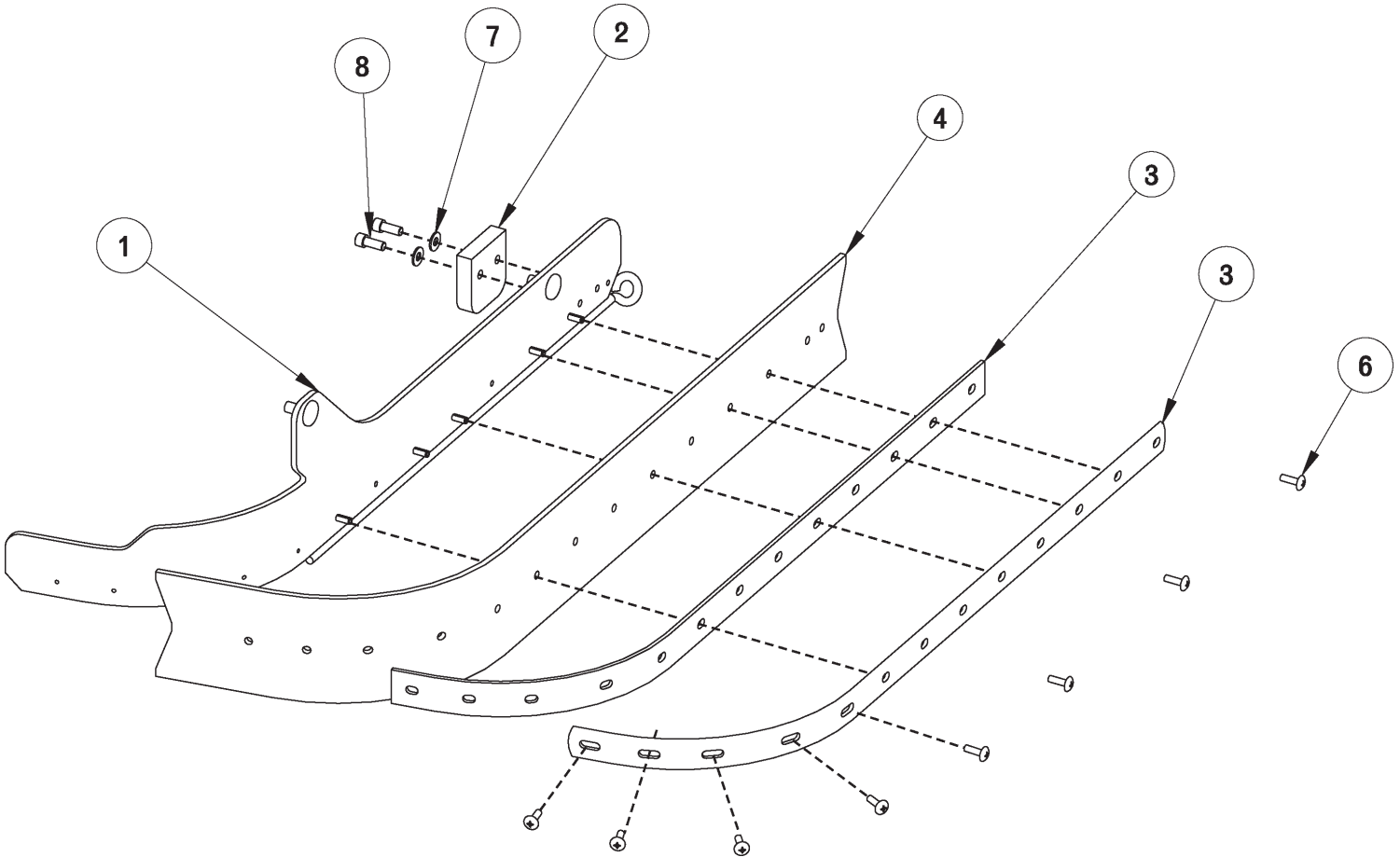


BILL OF MATERIAL - 241373

ITEM	PART NO.	REQ'D	DESCRIPTION
1	241380	1	DISK SQUEEGEE BRKT W/PINS - LH
2	241396	1	GLIDER BLOCK - PLASTIC
3	241418	1	STRAP, SIDE SQ.
4	281855	1	BACKER BLADE, LONG
5	281859	1	SIDE SQUEEGEE BLADE LINATEX
6	710154	8	SCR-MC TR HD 10-32 X .625 SS
7	711504	2	WSR-FLAT 1/4 ID SS
8	712331	2	SCREW - HEXAGON SOCKET HEAD CAP, 1/4-20

**Disc Scrubdeck**

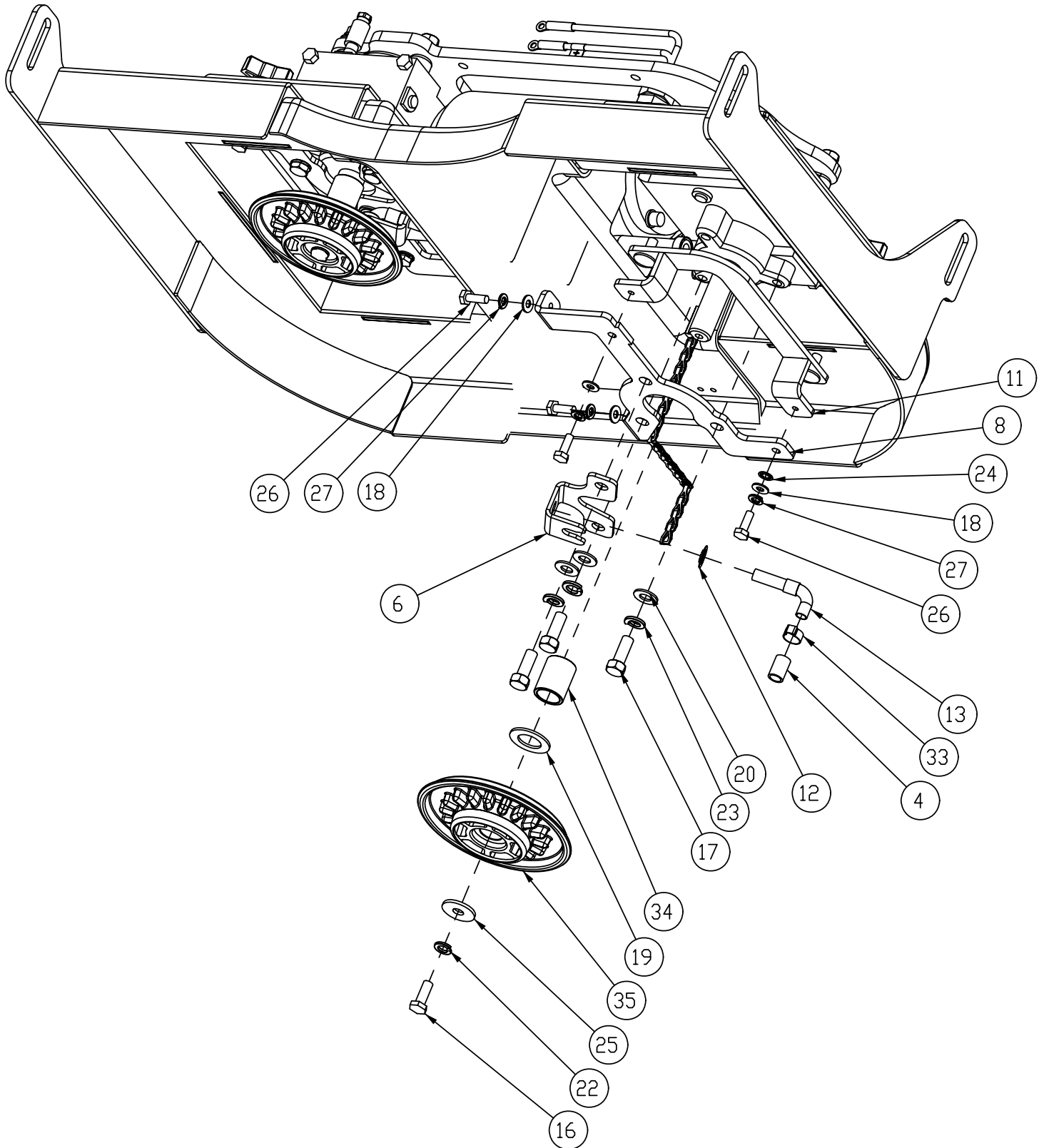
Side Squeegee Subassembly - Right Hand Side



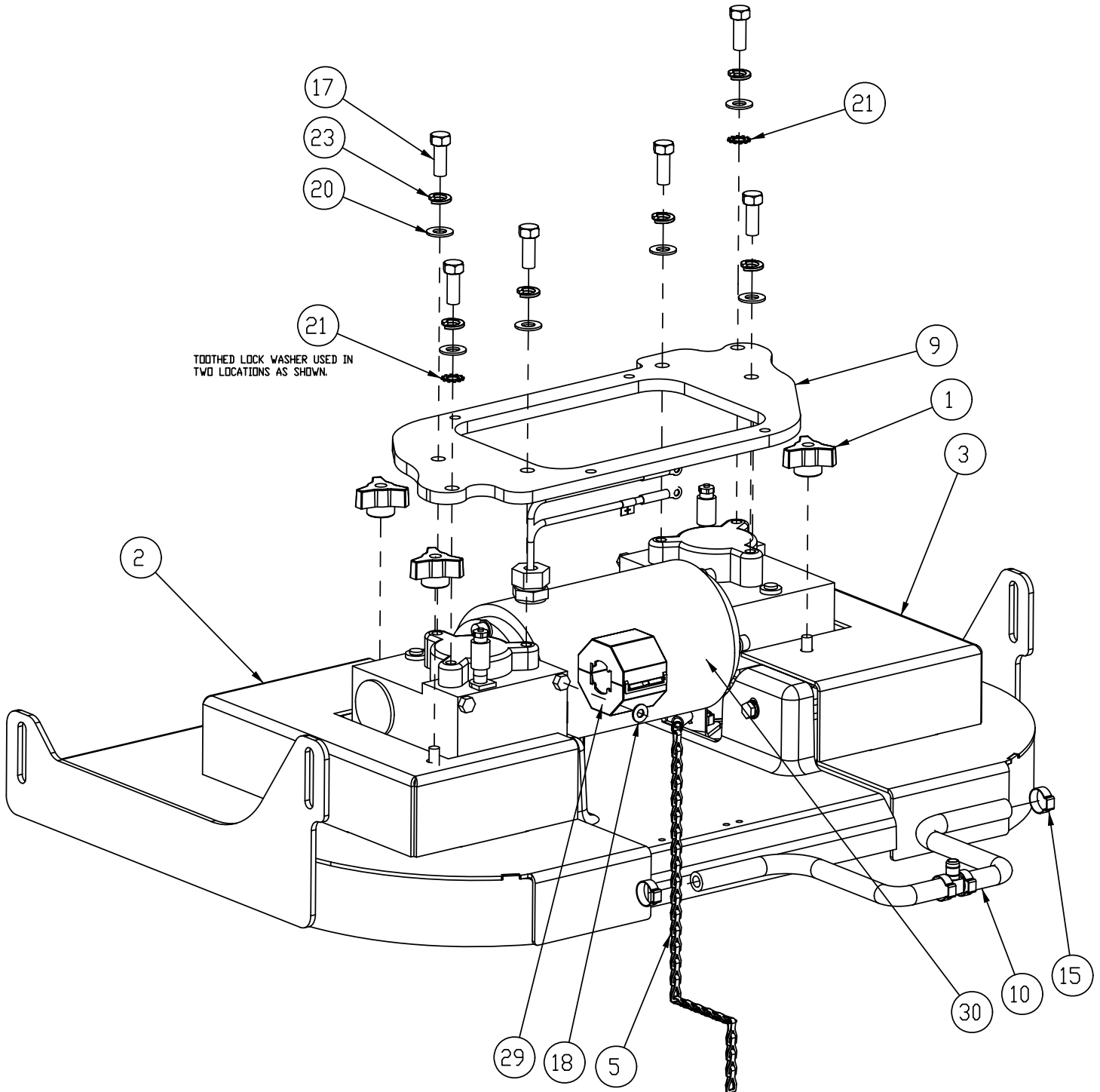
BILL OF MATERIAL - 241374			
ITEM	PART NO.	REQ'D	DESCRIPTION
1	241381	1	DISK SQUEEGEE BRKT W/ PINS - RH, E RIDE 2426
2	241396	1	GLIDER BLOCK - PLASTIC
3	241418	1	STRAP, SIDE SQ., E RIDE/ B100R
4	281855	1	BACKER BLADE, LONG SCV 2832
5	281859	1	SIDE SQUEEGEE BLADE LINATEX, SCV 2832
6	710154	8	SCR-MC TR HD 10-32 X .625 SS
7	711504	2	WSR-FLAT 1/4 ID SS
8	712331	2	SCREW - HEXAGON SOCKET HEAD CAP, 1/4-20

**Disc Scrubdeck Subassemblies**

Disc Scrubdeck Subassembly I

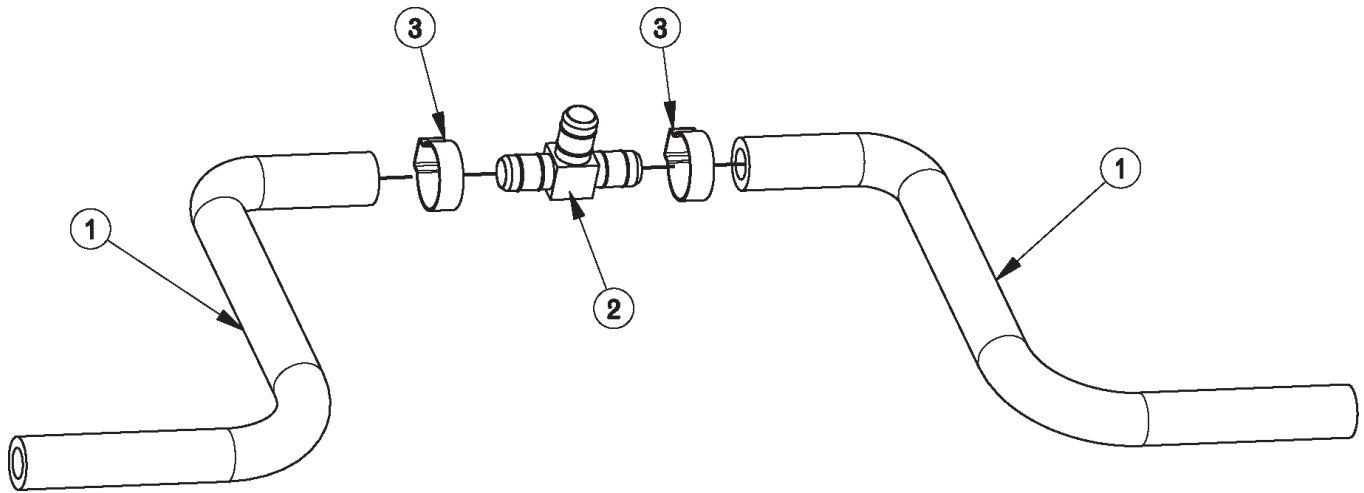


Disc Scrubdeck  
Disc Scrubdeck Subassembly II



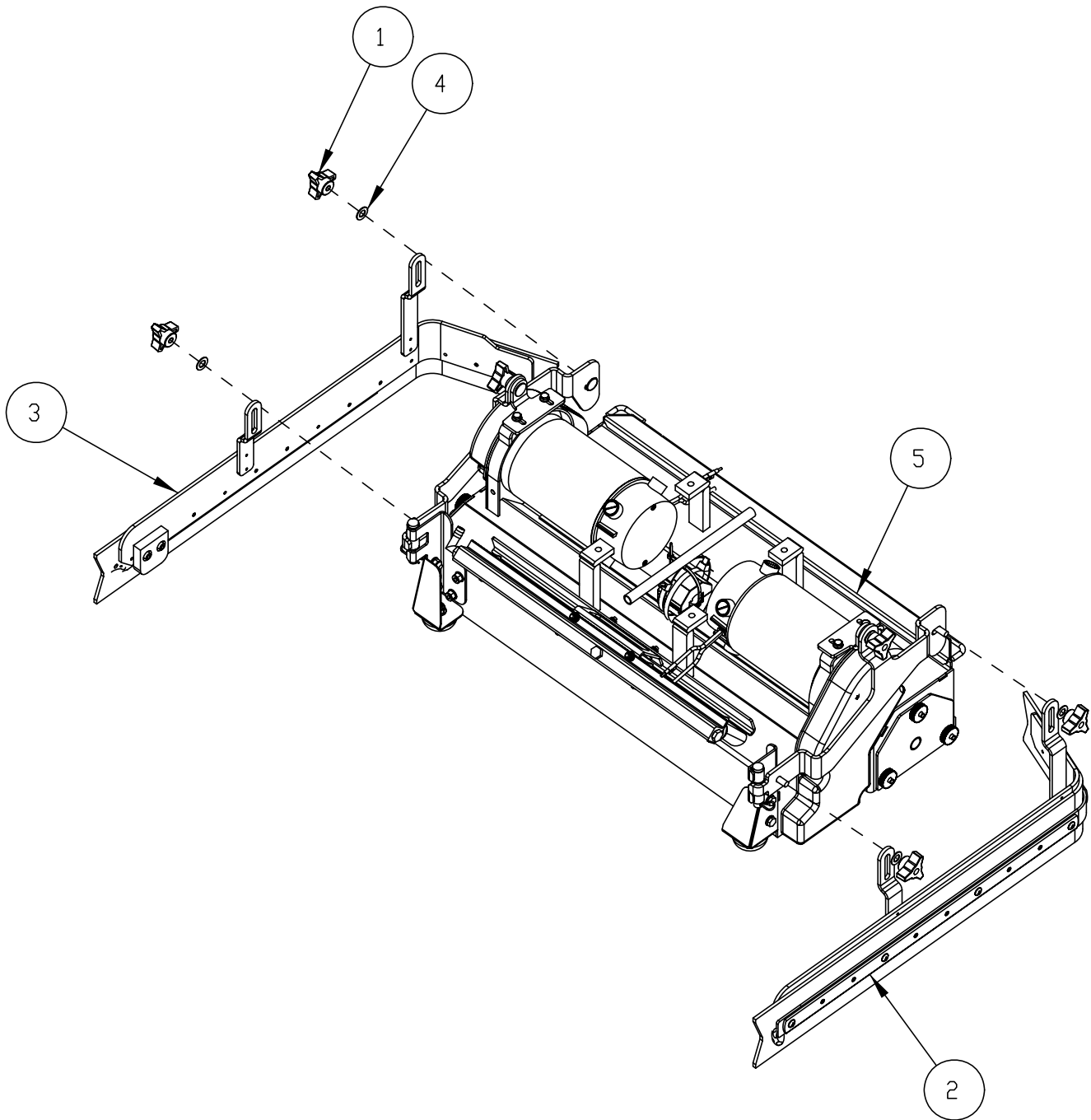
BILL OF MATERIAL - 241426-1			
ITEM	PART NO.	REQ'D	DESCRIPTION
1	210118	4	KNOB-3 SIDED 5/16 NYLOC
2	241378	1	DISK DECK COVER WELDMENT - LH
3	241379	1	DISK DECK COVER WELDMENT - RH
4	241447	2	WATER FEED HOSE
5	241628	1	DRAG CHAIN ASSY, DISK SCRUBDECK
6	241653	2	WATER FEED BRKT, DISK
7	241655	1	MOTOR SHROUD 26" DECK
8	241657	2	MOUNTING BRACKET, MOTOR COVER
9	241660	1	DISK SCRUBDECK MNTG PLATE, 26"
10	241661	1	SOL. FEED HOSE SUB-ASSY, DISK
11	241662	2	COVER MNT BRKT
12	281633	2	SPEED NUT - 3/8"
13	281634	2	DISK SOLUTION FEED ASSY
14	361218	1	CABLE TIE, BLACK
15	450076	2	CLAMP-CRIMP 185R SS
16	711229	2	BLT-HH 5/16-18 x .875
17	711242	12	BLT-HH 3/8 -16 X 1.00
18	711504	9	WSR-FLAT 1/4 ID SS
19	711512	2	WSR-FLAT .75X1.37X.08
20	711515	12	WSR-FLAT .406 X .812 X .0625
21	711539	2	WSR-EXTERNAL LOCK 3/8
22	711545	2	WSR-HELICAL 5/16
23	711546	12	WSR-HELICAL 3/8
24	711554	2	WSR-INTERNAL LOCK 1/4 ID
25	711855	2	WSR-FLT .37X1.12X.10 STL Z HARD
26	712562	8	BOLT-HH 1/4-20X3/4 SS
27	712758	8	WSR-HELICAL 1/4 SS
28	740099-B	4	CABLE TIE - SMALL
29	744017	1	FERRITE- BEAD CLAMP ON
30	748211-2	1	MOTOR, 26" DUAL RIGHT ANGLE
31	748307	1	CONDUIT, SPLIT 3/8" 21" LONG
32	828062	2	CABLE TIE LARGE
33	828490	2	CRIMP CLAMP 140R
34	840134	2	SPACER - DISC DRIVE, HAKO HUB
35	90542572	2	DRIVE HUB - SCRUBBER, DISK

**Disc Scrubdeck**  
 Solution Feed Hose Subassembly



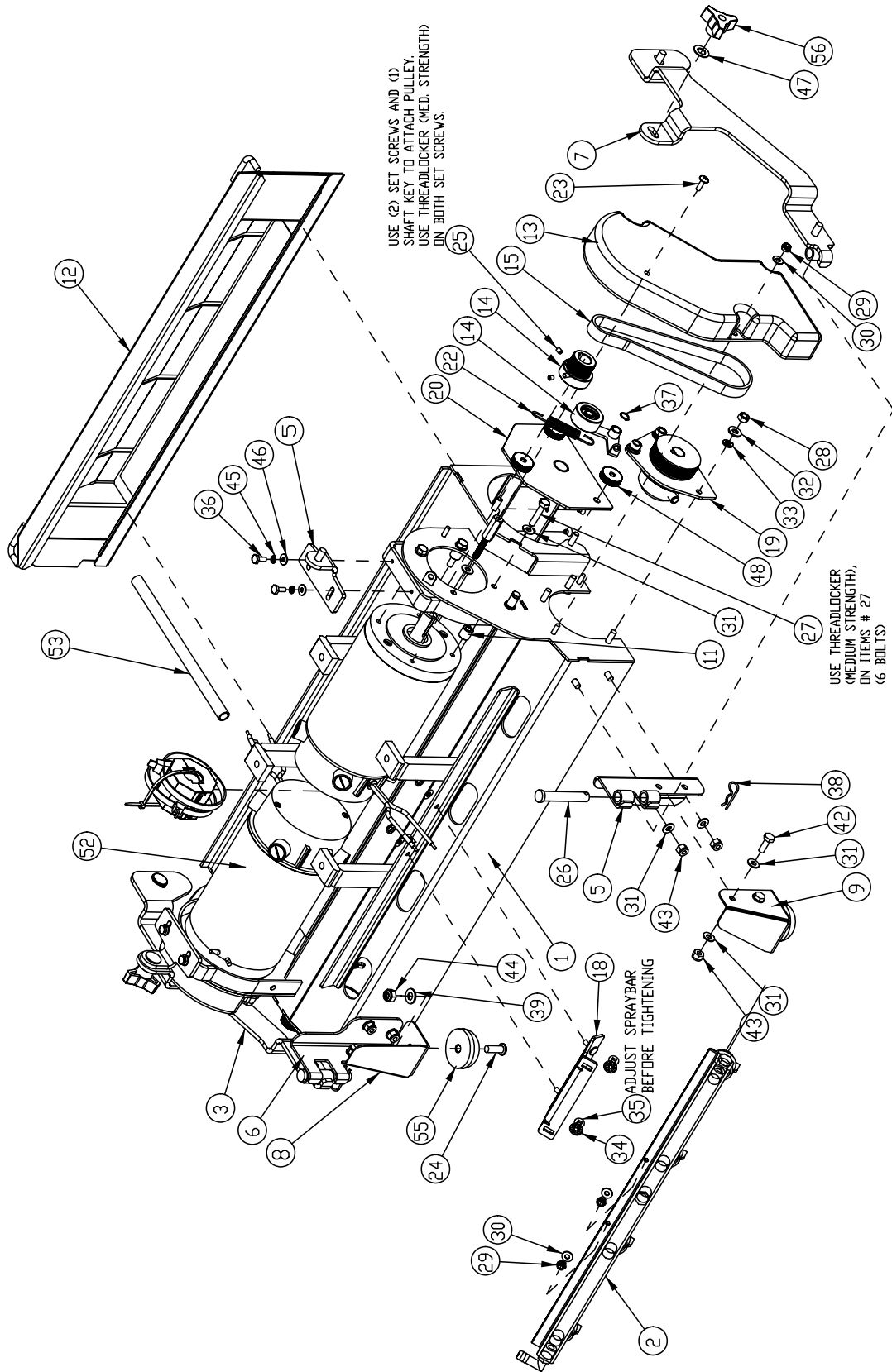
BILL OF MATERIAL - 241661			
ITEM	PART NO.	REQ'D	DESCRIPTION
1	241665	2	SOL. FEED END HOSE
2	320266	1	FITTING BRASS TEE DBL 3/8 BARB
3	450076	2	CLAMP-CRIMP 185R SS

Cylindrical Deck Assembly w/Side Squeegees

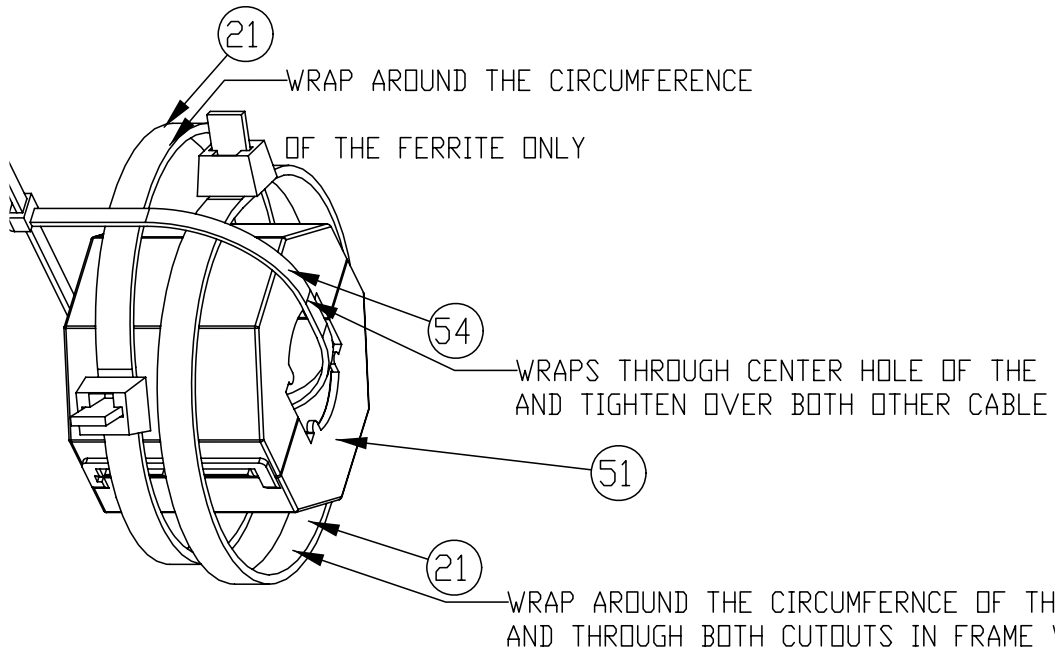


BILL OF MATERIAL - 261526			
ITEM	PART NO.	REQ'D	DESCRIPTION
1	210118	4	KNOB-3 SIDED 5/16 NYLOC
2	241413	1	CYL. SQUEEGEE ASSY - LH
3	241414	1	CYL. SQUEEGEE ASSY. - RH
4	712767	4	FLAT WASHER .406 ID X .75 OD X .
5	261526-1	1	26" CYL DECK W/O SIDE SQUEEGEES

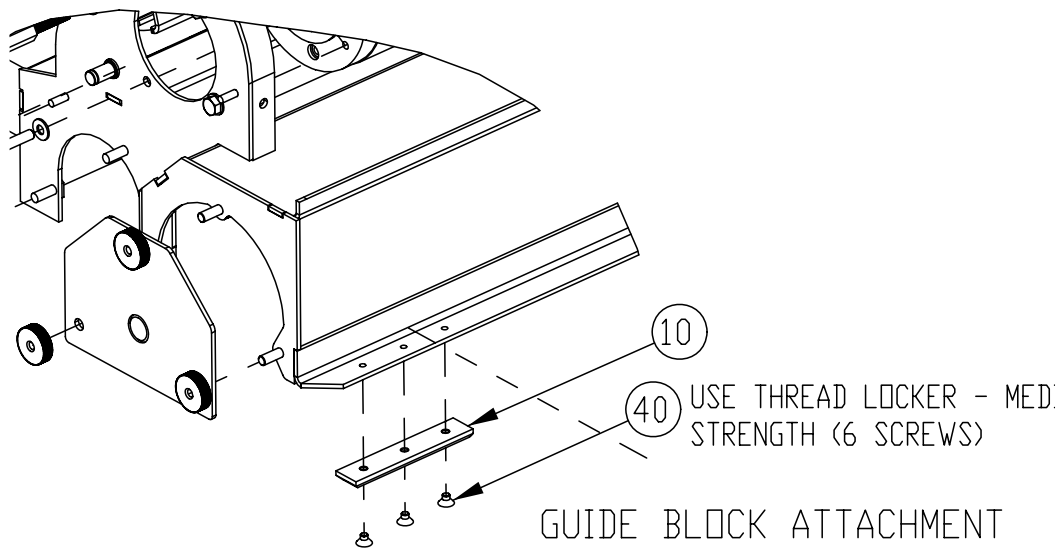
26" Cylindrical Deck W/O Side Squeegees



26" Cylindrical Deck W/O Side Squeegees



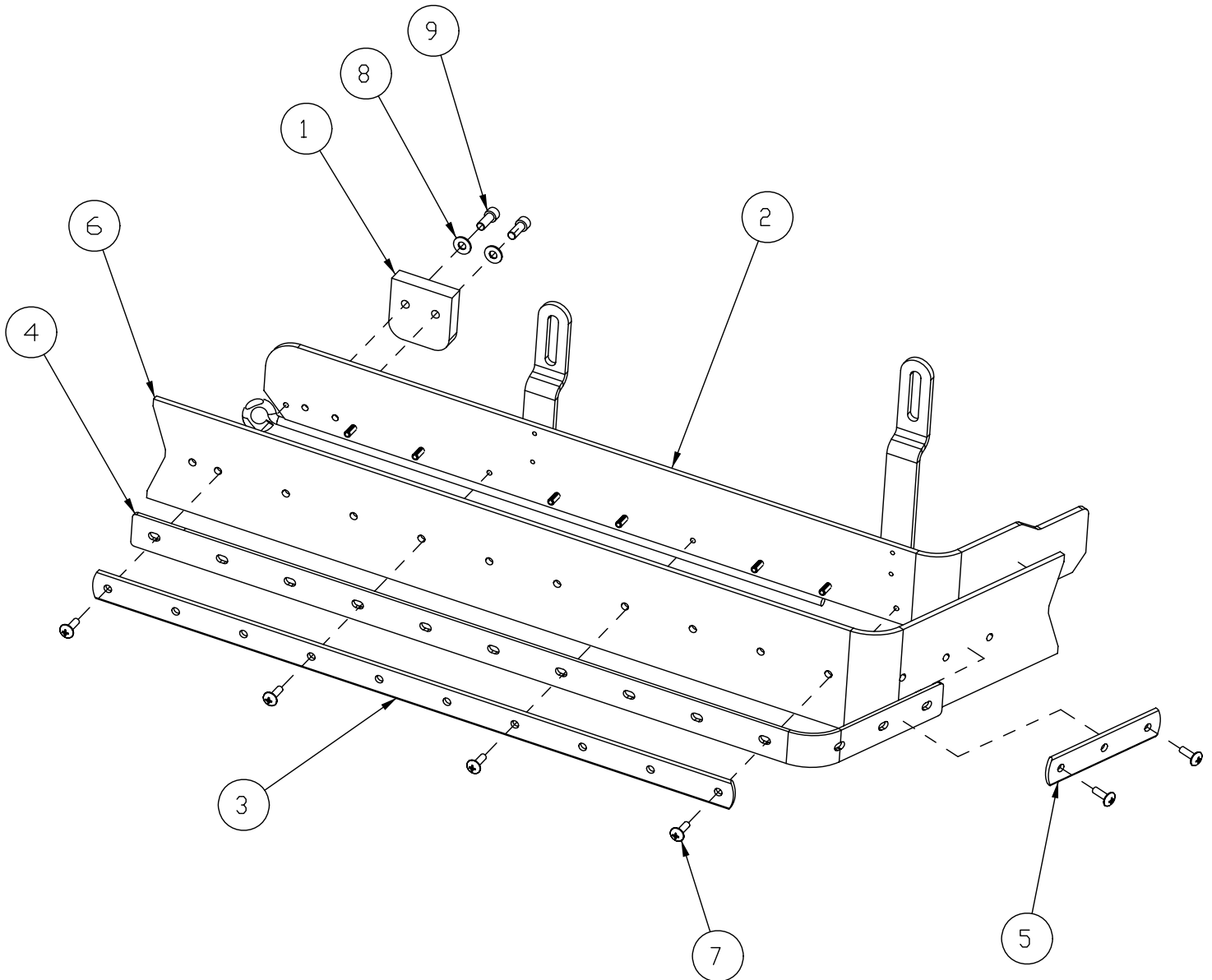
CABLE TIE ORIENTATION ON FERRITE



26" Cylindrical Deck W/O Side Squeegees BOM

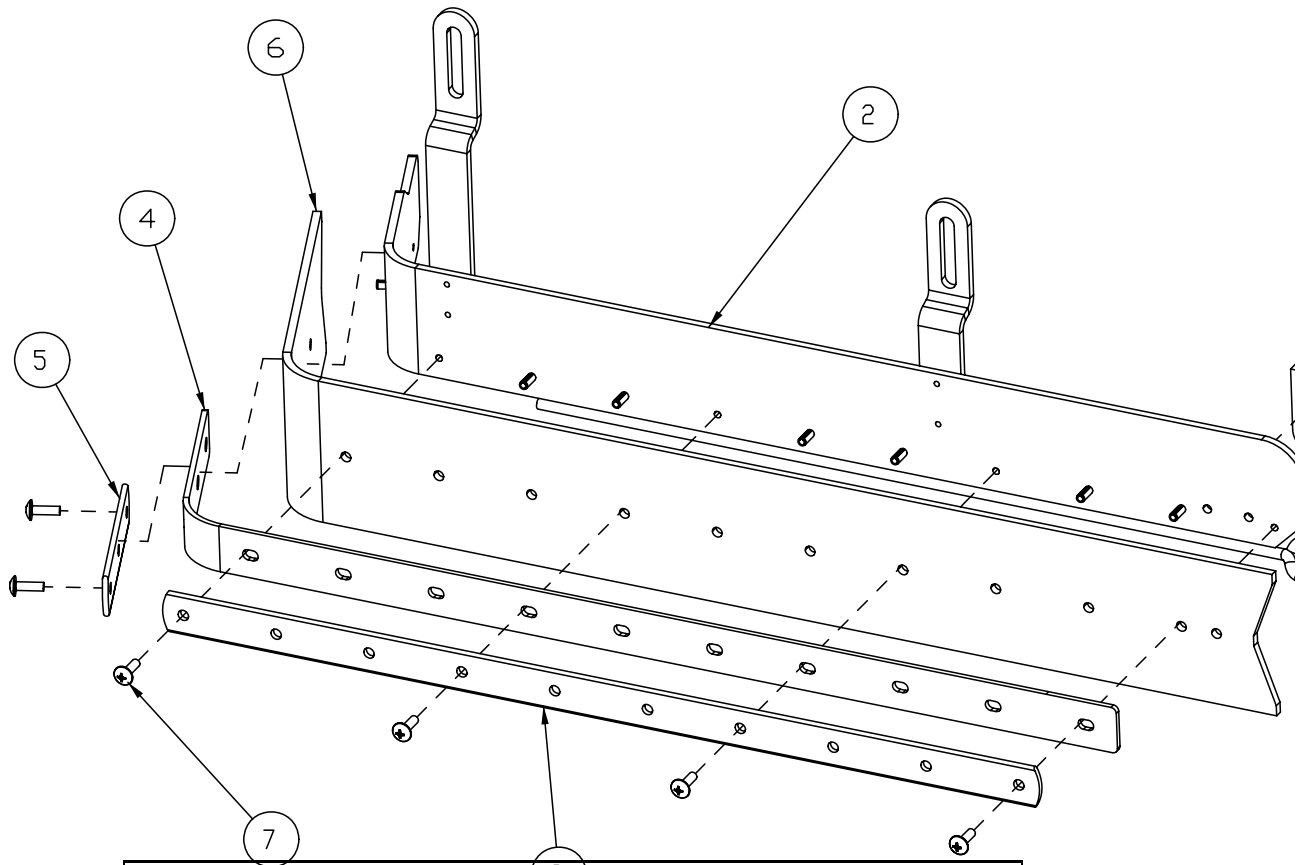
BILL OF MATERIAL - 261526-1			
ITEM	PART NO. R	EQ'D	DESCRIPTION
1	241494	1	CYLINDRICAL SCRUBDECK WELDMENT - 26"
2	241511	1	SPRAY BAR ASSY
3	241540	1	UPPER SQUEE BRK'T WMT RH
4	241542	2	UPPER SQUEEGEE MTG BRK'T
5	241544	1	HINGE BRKT WLDMNT RH
6	241546	1	HINGE BRKT WLDMNT LH
7	241554	1	UPPER SQUEE BRK'T WMT LH
8	241581	1	BRACKET - CYL. DECK, STEEL
9	241582	1	BRACKET - CYL. DECK, STEEL
10	241583	2	GUIDE BLOCK - PLASTIC
11	241598	8	MOTOR SPACER CYL DECK
12	241961	1	DEBRIS BOX WMT, CYL SCRUBDECK, 26"
13	281023	2	BELT COVER, CYLINDRICAL SCRUBDECK
14	281036	2	OFFSET PULLEY POLY V
15	281053	2	J BELT (POLY V) 18"
16	281543	2	IDLER ASSY
17	281559	1	DRAG CHAIN ASSY, CYL. SCRUBDECK
18	281606	1	SPRAY HEAD MTG BRKT
19	281670	2	DRIVE HUB ASSY, CYL DECK
20	281680	2	IDLER ASSEMBLY, CYL DECK
21	361218	2	CABLE TIE, BLACK
22	430051	2	RETURN SPRING -3.00"
23	710154	2	SCR-MC TR HD 10-32 X .625 SS
24	710975	2	SCR-SC 5/16-18 X .87 ST PL
25	711003	4	SCR-SK 10-32 x .25
26	711119	2	CLEVIS PIN 7/16 X 2-5/8
27	711210	6	BLT -HH 1/4-20 X 1.25 ST PL
28	711316	6	NUT -HEX 1/4-20 ST PL
29	711350	10	NUT -NYLOC 10-32
30	711503	10	WSR, FLAT #10
31	711504	20	WSR-FLAT 1/4 ID SS
32	711505	6	1/4 FLAT WASHER, STEEL
33	711544	6	WSR-HELICAL 1/4
34	711558	2	WSR-INTERNAL LOCK 5/16 ID
35	711606	2	BLT -CARR 10-32 X .625 SS
36	711623	4	SCR-MC IND. HH 10-24 X .50 ST PL
37	711724	2	3/8" RETAINING RING, EXTERNAL
38	711808	2	COTTER PIN -HAIR #13
39	712333	2	WSR - FLT, 5/16" SAE., SS
40	712334	6	SCR - 10-32 X .25 FLAT HD. SHC, SS
41	712335	2	STANDOFF - MACHINED STEEL
42	712562	4	BOLT -HH 1/4-20X3/4 SS
43	712667	8	NUT, HEX 1/4-20 NYLOC SS
44	712683	2	NUT, HEX 5/16-18 NYLOC SS
45	712757	4	WASHER - HELICAL, #10, SS
46	712764	4	WSR #10 SS
47	712767	2	FLAT WASHER .406 ID X .75 OD X .
48	712831	6	THUMB NUT - 1/4-20, 1" O.D, PLASTIC
49	740099-B	4	CABLE TIE - SMALL, BLACK (NOT SHOWN)
50	742759	1	TAPE-ELECTRICAL BLUE
51	744017	1	FERRITE - BEAD CLAMP ON
52	748102-1	2	MOTOR 3/4 HP, 36V, 1800RPM
53	748311	1	CONDUIT, SPLIT 3/8" 18" LONG
54	828062-B_	1	CABLE TIE LARGE-BLACK

Left Cylindrical Deck Side Squeegee Assembly



BILL OF MATERIAL - 241413			
ITEM	PART NO.	REQ'D	DESCRIPTION
1	241396	1	GLIDER BLOCK - PLASTIC
2	241438	1	CYL. SQUEEGEE ASSY. W/ PINS - LH
3	241679	1	LONG RETAINER, SIDE SQ
4	281855	1	BACKER BLADE, LONG
5	281856	1	SHORT RETAINER, SIDE SQ
6	281859	1	SIDE SQUEEGEE BLADE LINATEX
7	710154	6	SCR-MC TR HD 10-32 X .625 SS
8	711504	2	WSR-FLAT 1/4 ID SS
9	712331	2	SCREW - HEXAGON SOCKET HEAD CAP, 1/4-20

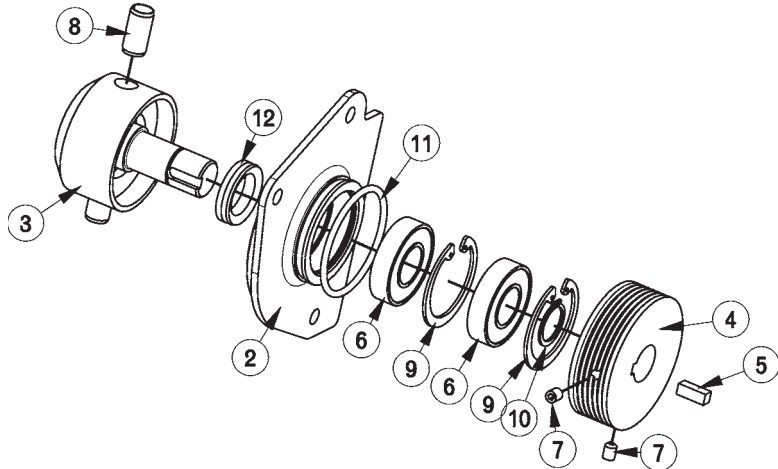
Right Cylindrical Deck Side Squeegee Assembly



BILL OF MATERIAL - 241414

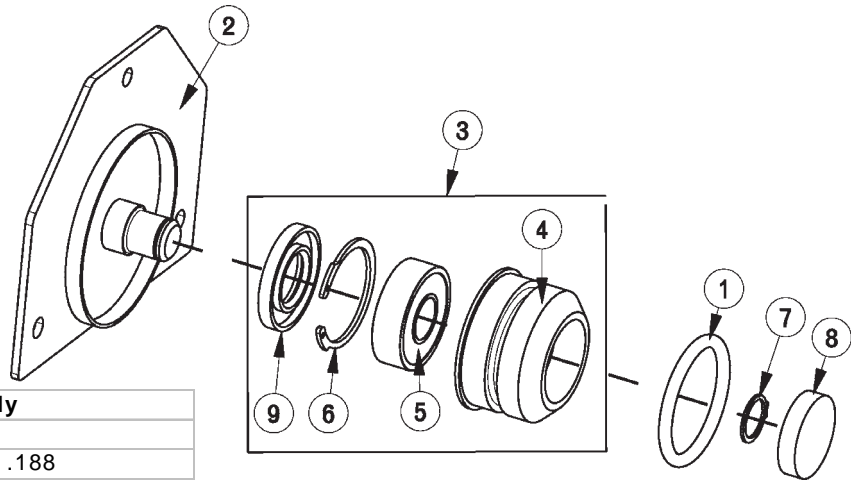
ITEM	PART NO.	REQ'D	DESCRIPTION
1	241396	1	GLIDER BLOCK - PLASTIC
2	241439	1	CYL. SQUEEGEE ASSY W/ PINS - RH
3	241679	1	LONG RETAINER, SIDE SQ
4	281855	1	BACKER BLADE, LONG
5	281856	1	SHORT RETAINER, SIDE SQ
6	281859	1	SIDE SQUEEGEE BLADE LINAT EX
7	710154	6	SCR-MC TR HD 10-32 X .625 SS
8	711504	2	WSR-FLAT 1/4 ID SS
9	712331	2	SCREW - HEXAGON SOCKET HEAD CAP, 1/4-20

**Cylindrical Scrubdeck**  
Drive Hub Subassembly



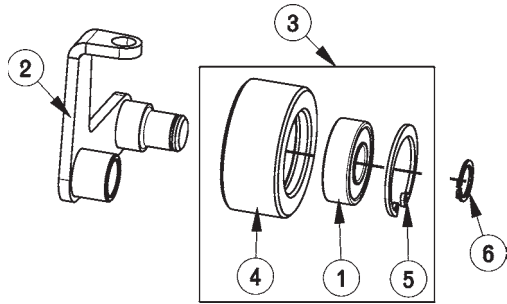
BILL OF MATERIAL - 281670			
ITEM	PART NO.	REQ'D	DESCRIPTION
1	003103	1	HITEMP GREASE
2	281550	1	BEARING HOUSING, CYL SCRUBDECK
3	281675	1	DRIVE HUB, CYL SCRUBDECK
4	281676	1	DRIVEN PULLEY, CYL SCRUBDECK
5	361252	1	KEY, WOODRUFF, 3/16 SQ X .5
6	383558	2	BEARING, RADIAL 5/8" R10
7	711003	2	SCR-SK 10-32 x .25
8	711676	2	ROLL PIN, 3/8 x 3/4
9	711701	2	RETAINING RING, INT 1.37
10	711725	1	5/8" RETAINING RING, EXTERNAL
11	833603	1	O RING, 1 11/16 x 1 7/8, AS568A-131
12	833605	1	VRING SEAL

**Idler Subassembly I**



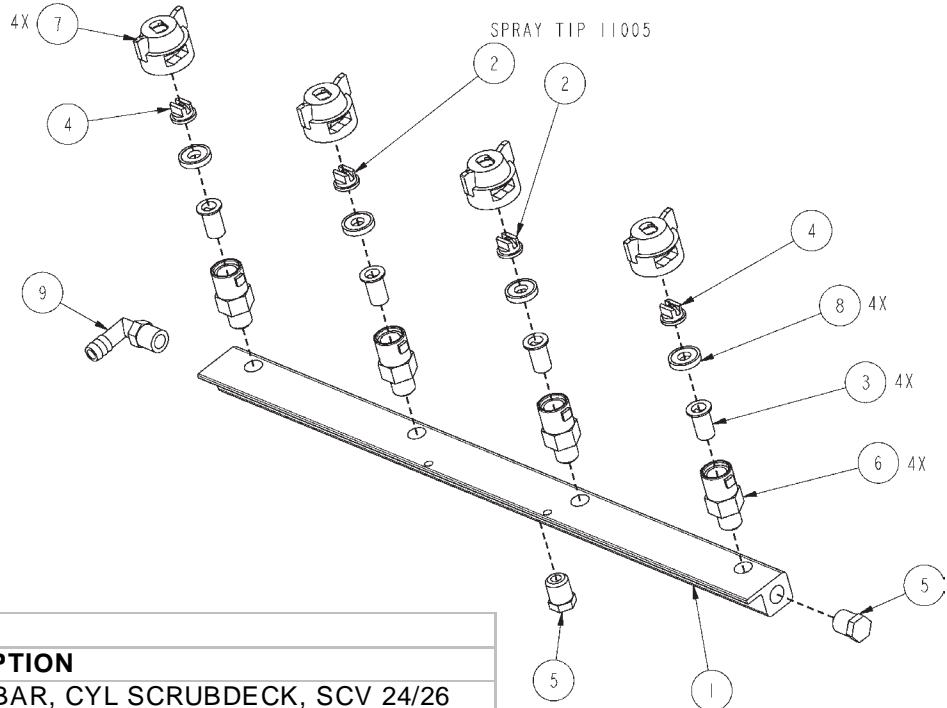
BILL OF MATERIAL - 281680 w/ 281683 subassembly			
ITEM	PART NO.	REQ'D	DESCRIPTION
1	281519	1	O-RING 1.62 X 2.00 X .188
2	281681	1	IDLE SHAFT WMT, CYL DECK
3	281683	1	IDLE HUB ASSY
4	281684	1	IDLE HUB, CYL SCRUBDECK
5	383551	1	BEARING, RADIAL 5/8" 6203
6	711702	1	RETAINING RING, INT 1.62
7	711725	1	5/8" RETAINING RING, EXTERNAL
8	833611	1	END CAP
9	833612	1	RADIAL SHAFT SEAL

**Cylindrical Scrubdeck**  
Idler Subassembly II



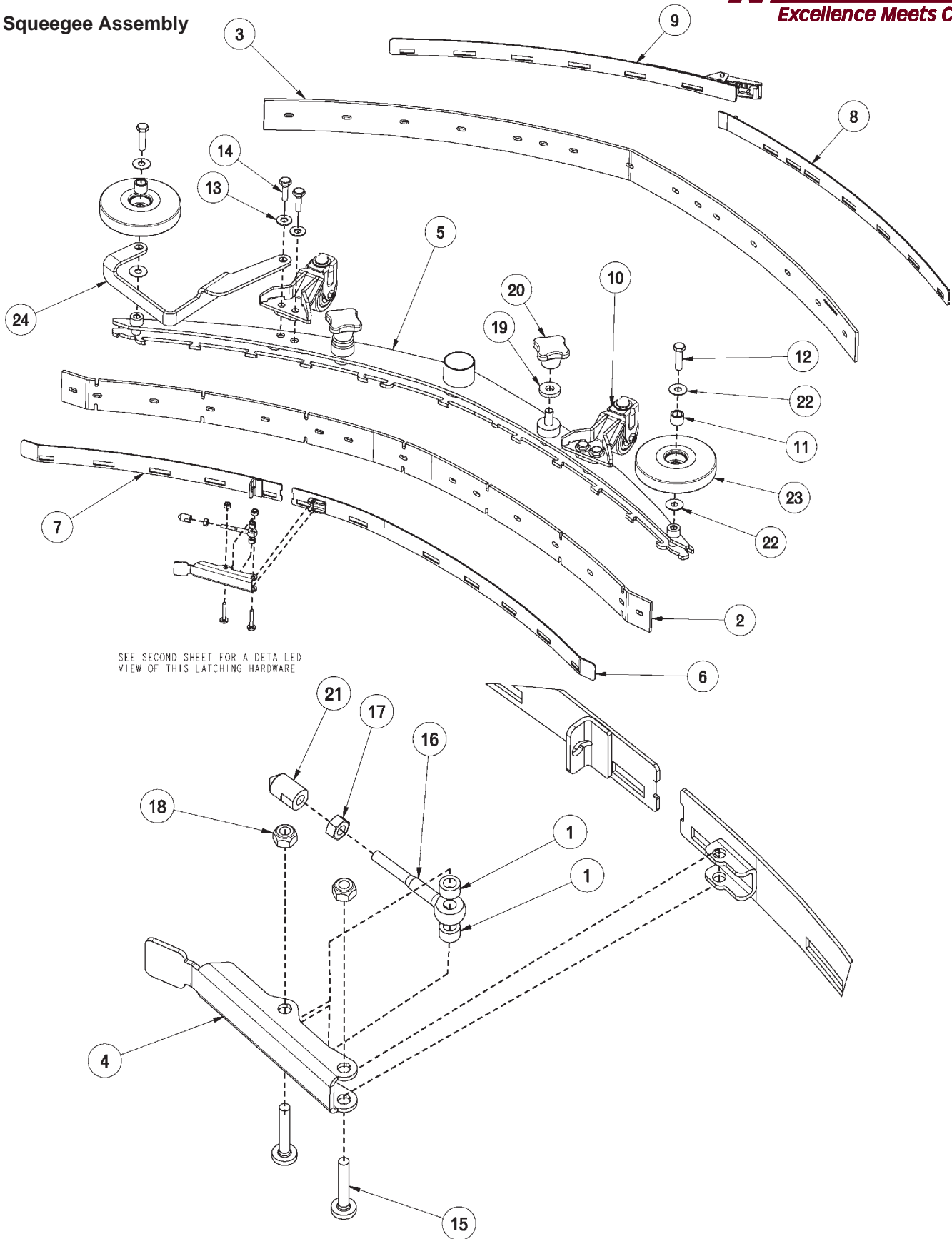
BILL OF MATERIAL - 281543			
ITEM	PART NO.	REQ'D	DESCRIPTION
1	281058	1	BEARING 3/8" RADIAL
2	281544	1	TENSIONER ARM WELDMT
3	281547	1	IDLER SUB ASSY
4	281548	1	BELT IDLER
5	711704	1	INTERNAL RETAINING RING
6	711724	1	3/8" RETAINING RING, EXTERNAL

Spray Bar Subassembly



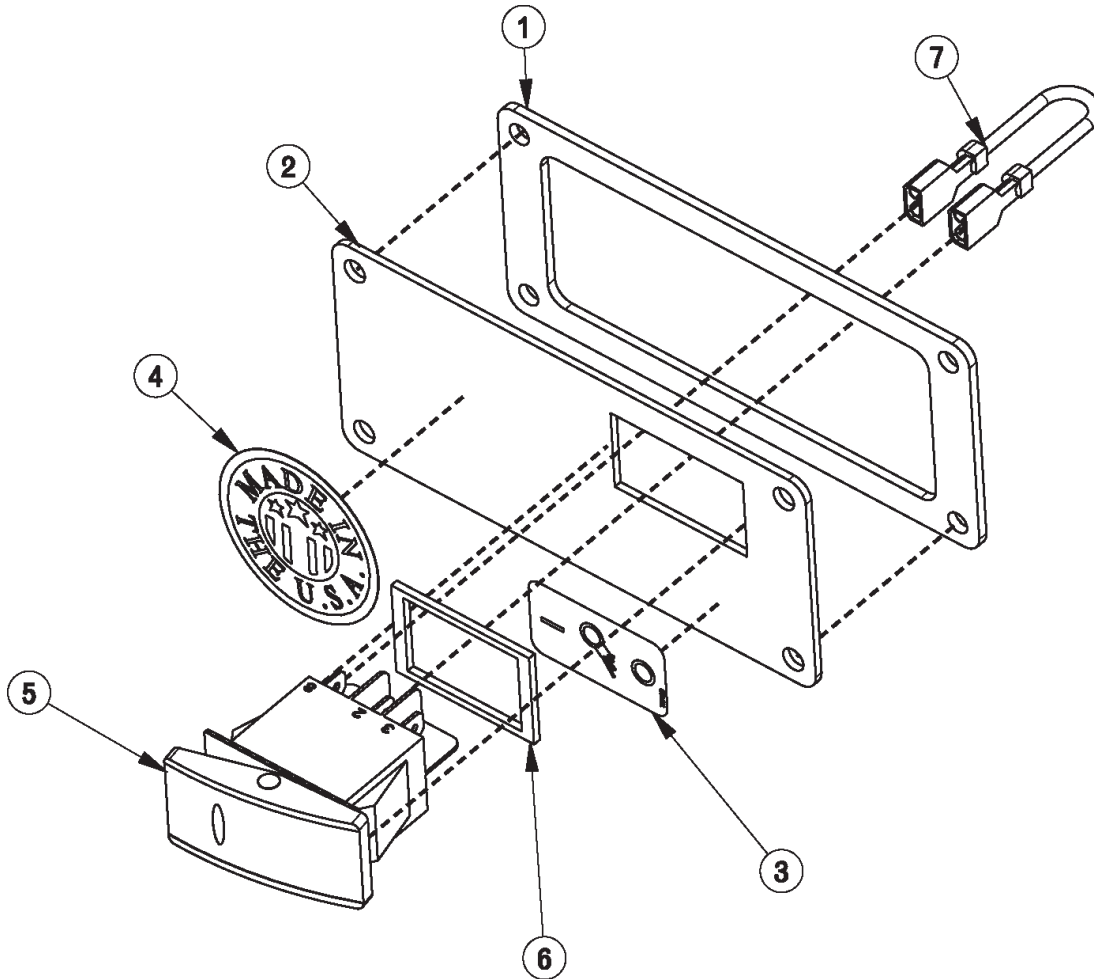
BILL OF MATERIAL - 241511			
ITEM	PART NO.	REQ'D	DESCRIPTION
1	241512	1	SPRAY BAR, CYL SCRUBDECK, SCV 24/26
2	281040	2	SPRAY TIP 11005
3	281041	4	CHECK VALVE
4	450122	2	UNIJET SPRAY TIP 6503
5	829619	2	END PLUG
6	833140	4	BODY INLET CONNECTOR
7	833141	4	CAP
8	833142	4	GASKET CAP
9	833325	1	FITTING NYLON 90 1/4MPT X 3/8HB
10	000730	1	THD SEAL L567-47/LH150

Rear Squeegee Assembly



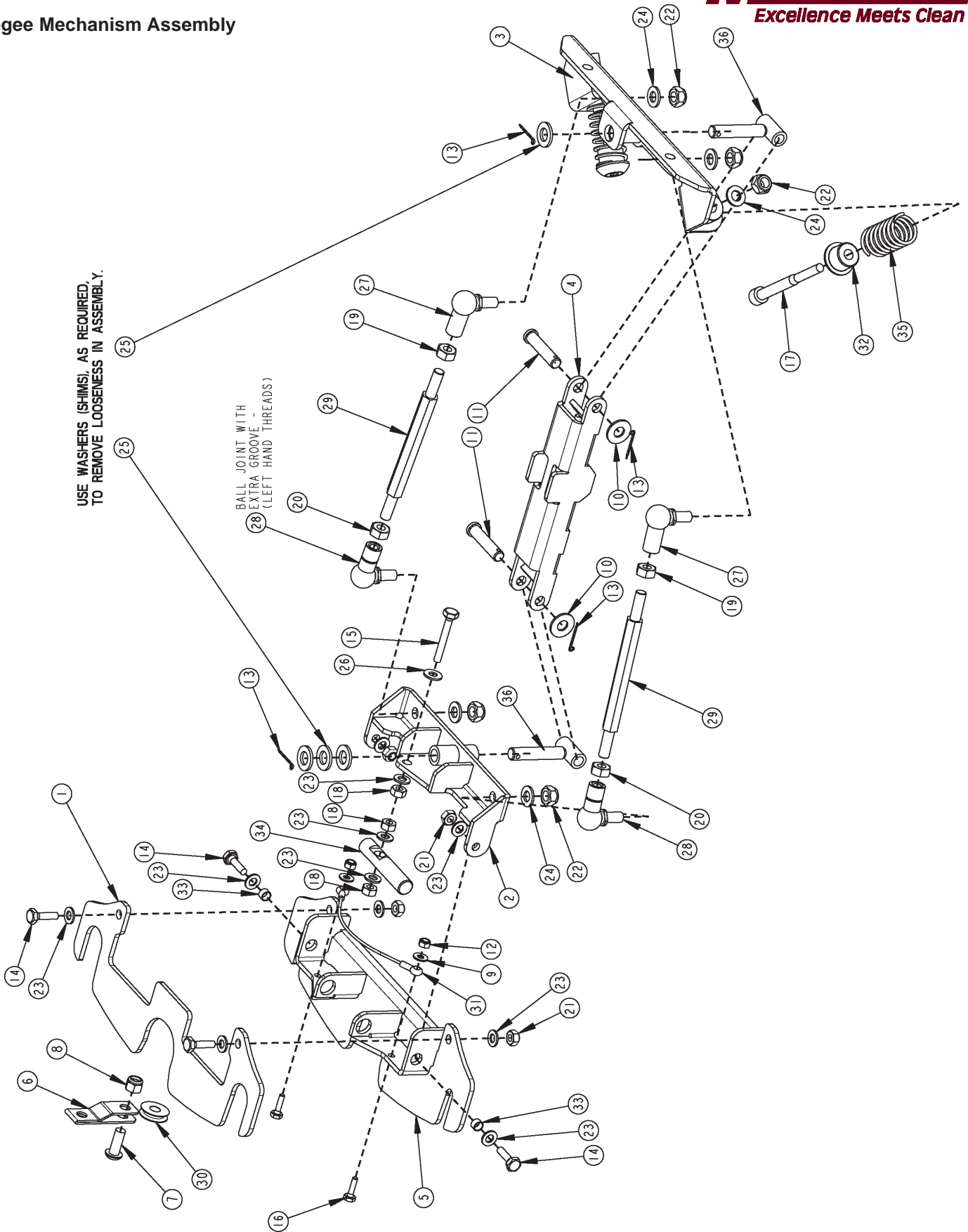
Rear Squeegee Assembly BOM

BILL OF MATERIAL - 241499			
ITEM	PART NO.	REQ'D.	DESCRIPTION
1	172074	2	SPACER, 5/16OD X 17GA, ALUM
2	172162	1	SQUEEGEE BLADE, FRONT - 860
3	172163	1	SQUEEGEE BLADE, REAR - 860
4	172234	1	LEVER - 90535758
5	172235	1	SQUEEGEE WMT - 34" (860)
6	172240	1	STRAP WMT, FRONT LEFT - 34" (860) SQG
7	172241	1	STRAP WMT, FRONT RT - 34" (860) SQG
8	172245	1	STRAP WMT, REAR LEFT - 34" (860) SQG
9	172246	1	WELD-STRAP REAR RT - 34" (860) SQG
10	172250	2	SQUEEGEE CASTER ASSEMBLY
11	430322	2	BUSHING-.435 X .625 X .50 ZINC
12	712332	2	SCREW, HH CAP SCREW, M8 X 30mm, STAINLESS
13	712772	4	WSR-FLT .344 X .75 X .06 SS
14	11039567	4	BLT-HH M8 X 1.25 X 25 304SS DIN933
15	11175494	2	SCR-MC M5X0.8 X 25 DIN7985 SS
16	11518313	1	BLT-EYE M5 X 40 (DIN444-B/ SS)
17	12022430	1	NUT-HEX M5 X 0.8 316SS DIN 934
18	12040283	2	NUT-NYLOC M5 X 0.8 304SS DIN985
19	12510594	2	WSR-FLT .44 X 1.00 X .08
20	17133026	2	STAR HANDLE
21	90513631	1	PRESSURE PIECE
22	90531112	4	WASHER - FLAT, 8.3 x 22 x 1.00mm, STAINLESS
23	90548397	2	ROLLER - PLASTIC, 100mm DIA. (4"), BLACK
24	90552993	1	DEFLECTION ARM - REAR SQUEEGEE, STAINLESS STEEL



BILL OF MATERIAL - 241568			
ITEM	PART NO.	REQ'D	DESCRIPTION
1	241209	1	GASKET - REAR SWITCH COVER, SCV 2426 CONSOLE
2	241213	1	SWITCH PANEL - CONSOLE, SCV 26
3	715438	1	DECAL, OFF AISLE WAND SCV 24/26
4	715501	1	DECAL - MADE IN THE USA
5	748202	1	SW, DPST ILLUM. ON/OFF
6	748209	1	GASKET - FOR 2 POLE ROCKER SWITCH
7	748265	1	WIRE ASY, 18G RED 3"

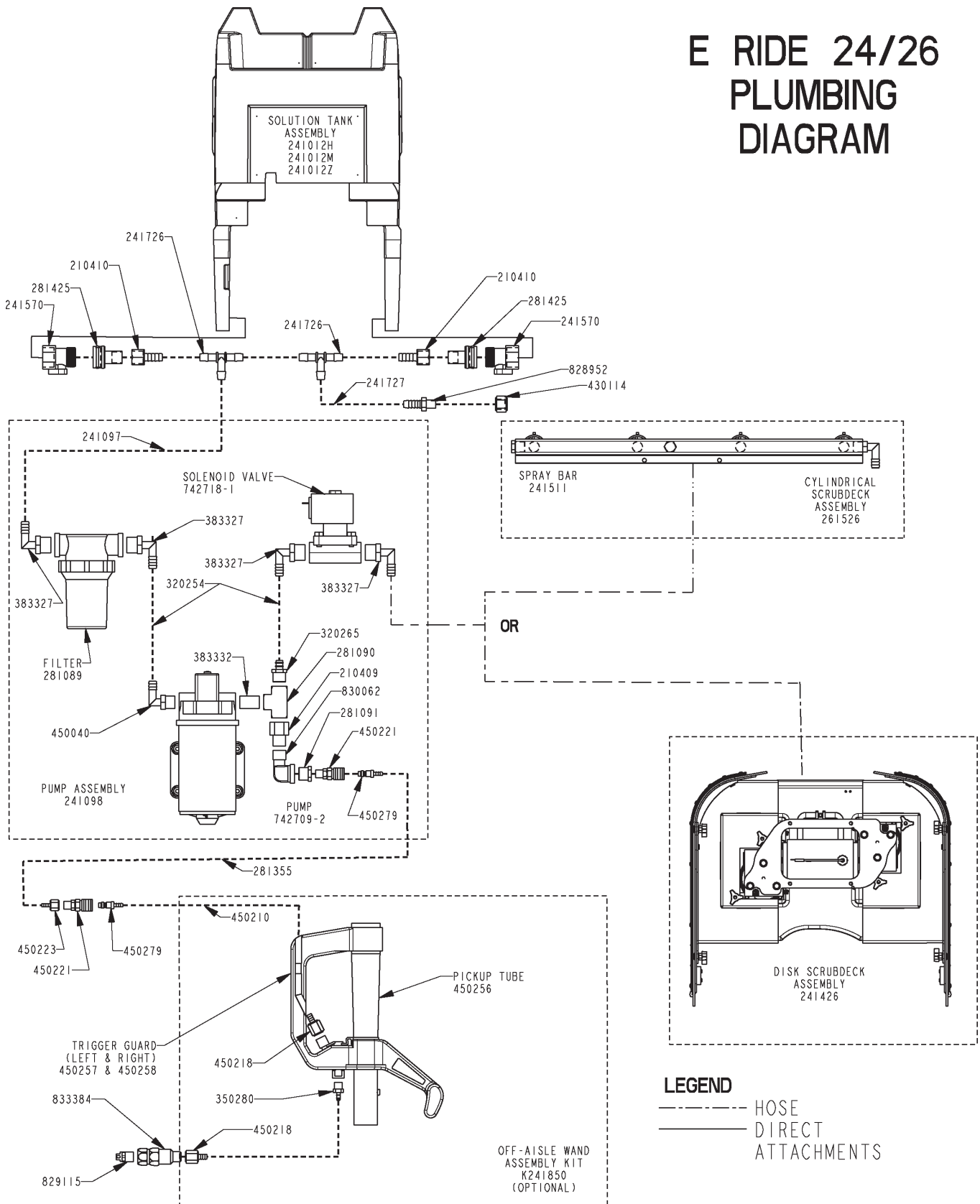
Squeegee Mechanism Assembly



Squeegee Mechanism Assembly BOM

BILL OF MATERIAL - 241300			
ITEM	PART NO.	REQ,D.	DESCRIPTION
1	241283	1	SQUEEGEE MOUNT PLATE - LOWER, SCV 2426
2	241284	1	SQUEEGEE MECH. REAR WELDMENT - SCV 2426
3	241288	1	SQUEEGEE MECH. MOUNTING WELDMENT - SCV 2426
4	241291	1	SQUEEGEE PIVOT ARM WELDMENT- SCV 2426
5	241294	1	SQUEEGEE MOUNT WELDMENT - UPPER, SCV 2426
6	241580	1	HANGER BRACKET - REAR SQUEEGEE
7	710986	1	SC 3/8-16 X 1 ZINC
8	711380	1	NUT-NYLOC 3/8-16
9	711504	2	WSR-FLT 1/4 SS
10	711508	2	WSR-FLT .44 X 1.00 X .08
11	711727	2	PIN-CLEVIS 7/16 X 2.00 ZINC (1.84" UNDER HEAD TO CL OF HOLE)
12	717018	2	NUT-NYLOC M6 X 1.0
13	809311	4	PIN-COTTER 7/64 X 1
14	11038247	4	BLT-HH M8 X 1.25 X 25 STL ZINC DICH 8.8 DIN 933
15	11038296	1	BLT-HH M8 X 1.25 X 50 STL ZINC DICH 8.8 DIN 933
16	11038312	2	SCREW - MACHINE, HEX, M6-20, ZINC DICH
17	11126653	2	SCREW-SOCKET HEAD CAP, ISO 4762-M10x110-10.9 A3G
18	12022059	3	NUT-HEX M8 X 1.25 STL ZINC DICH CL8 DIN 934
19	12022067	2	NUT-HEX M10 X 1.5 STL ZINC DICH CL8 DIN 934
20	12022224	2	NUT - HEX, METRIC, M10 X 1.5, STL, ZINC DICH
21	12040051	4	NUT-NYLOC M8 X 1.25 STL ZINC DICH CL8 DIN 985
22	12040069	6	NUT-NYLOC M10 X 1.5 STL ZINC DICH CL6 DIN 985
23	12310041	11	WSR-FLT M8.4 X 16 X 1.6 STL 140HV ZINC DICH DIN 125A
24	12310058	6	WSR-FLT M10.5 X 20 X 2 STL 140HV ZINC DICH DIN 125A
25	12310066	4	WSR-FLT M13 X 24 X 2.5 STL 140HV ZINC DICH DIN 125A
26	12520053	1	WASHER - SERRATED, LOCKING, M8,
27	16046039	2	BALL JOINT - RH, M10 FEMALE THREADS
28	16046088	2	BALL JOINT - LH, M10 FEMALE THREADS
29	90414806	2	TURNBUCKLE - M10 THREADS, STEEL HEX BODY
30	90434333	1	PULLEY - STEEL, SQUEEGEE LIFT MECH
31	90434341	1	HANGER CABLE - STEEL W/ DUAL EYELETS
32	90443979	2	BUSHING - STEEL, SPRING CAP
33	90473158	2	BUSHING
34	90537697	1	PIVOT BAR - MACHINED, STEEL
35	90538307	2	SPRING - COMPRESSION, 1.22 OD,
36	96098330-2	2	T BAR WELDMENT - STEEL, ZINC PL

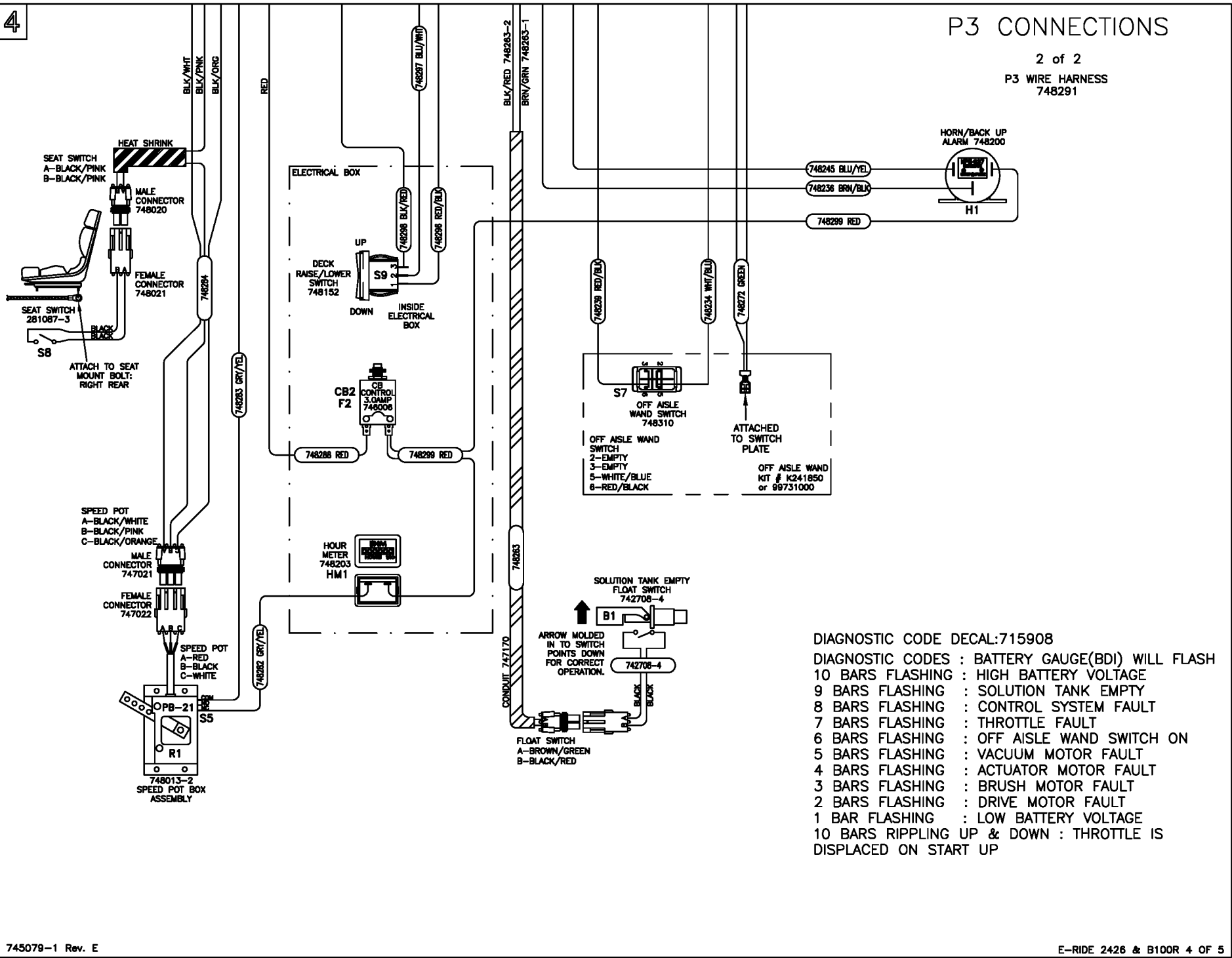
# E RIDE 24/26 PLUMBING DIAGRAM





# P3 CONNECTIONS

2 of 2  
P3 WIRE HARNESS  
748291



- DIAGNOSTIC CODE DECAL:715908
- DIAGNOSTIC CODES : BATTERY GAUGE(BDI) WILL FLASH
- 10 BARS FLASHING : HIGH BATTERY VOLTAGE
  - 9 BARS FLASHING : SOLUTION TANK EMPTY
  - 8 BARS FLASHING : CONTROL SYSTEM FAULT
  - 7 BARS FLASHING : THROTTLE FAULT
  - 6 BARS FLASHING : OFF AISLE WAND SWITCH ON
  - 5 BARS FLASHING : VACUUM MOTOR FAULT
  - 4 BARS FLASHING : ACTUATOR MOTOR FAULT
  - 3 BARS FLASHING : BRUSH MOTOR FAULT
  - 2 BARS FLASHING : DRIVE MOTOR FAULT
  - 1 BAR FLASHING : LOW BATTERY VOLTAGE
  - 10 BARS RIPPLING UP & DOWN : THROTTLE IS DISPLACED ON START UP





## WIRE COLORS &amp; FUNCTIONS

## P2: TRIO CONNECTOR

PIN #	COLOR	FUNCTION
1	GREY/RED	WATER SOLENOID VALVE
2	GREY/BLACK	WATER SOLENOID VALVE
3	YELLOW/ORANGE	SQUEEGE ACTUATOR
4	BLUE/GREEN	BRUSH ACTUATOR
5	WHITE/YELLOW	WATER FLOW POTENTIOMETER (SLOW)
6	-	-
7	WHITE/RED	WATER FLOW POTENTIOMETER (WIPER)
8	VIOLET/BLACK	WATER PUMP
9	VLACK/VIOLET	WATER PUMP
10	YELLOW/BLUE	SQUEEGE ACTUATOR
11	BLUE/ORANGE	BRUSH ACTUATOR
12	WHITE/GREEN	WATER FLOW POTENTIOMETER (FAST)
13	-	-
14	ORANGE/VIOLET	BRUSH DECK PRESSURE SET

## P3: TRIO CONNECTOR

PIN #	COLOR	FUNCTION
1	YELLOW/RED	5 MODE SWITCH: LIGHT SCRUB
2	YELLOW/BLACK	5 MODE SWITCH: HEAVY SCRUB
3	YELLOW	5 MODE SWITCH: TRANSPORT
4	-	-
5	BLUE/WHITE	DECK RAISE/LOWER SWITCH
6	RED/YELLOW	BATTERY GAUGE SIGNAL
7	GREY/YELLOW	HOURL METER
8	RED/WHITE	ON/OFF REF (B+)
9	BLACK/ORANGE	SPEED POTENTIOMETER (SLOW)
10	BLACK/PINK	SPEED POT./SEAT SAFETY SWITCH
11	YELLOW/WHITE	5 MODE SWITCH: VACUUM ONLY
12	YELLOW/GREY	5 MODE SWITCH: DOUBLE SCRUB
13	VIOLET/YELLOW	REVERSE SWITCH
14	BROWN/GREEN	SOLUTION TANK EMPTY FLOAT SWITCH
15	WHITE/BLUE	OFF AISLE WAND
16	RED/BLACK	HIGH SWITCH REF 5VDC
17	BROWN/BLACK	BACK UP ALARM
18	RED/VIOLET	ON/OFF INPUT-KEY SWITCH
19	BLACK/RED	LOW SWITCH REF 0VDC
20	BLACK/WHITE	SPEED POTENTIOMETER (FAST)

## MISCELLANEOUS

COLOR	FUNCTION
RED	BATTERY 36VDC
BLACK	BATTERY 0VDC
RED/BLACK	HIGH SWITCH REF 5VDC
BLACK/RED	LOW SWITCH REF 0V
BLUE/YELLOW	HORN
ORANGE/VIOLET	DECK TYPE SELECT:CONNECT W/CYLINDRICAL
GREEN	ESD GROUND

## KEY SWITCH: S2

PIN #	HARNESS COLOR	FUNCTION
1	RED/VIOLET	POSITIVE TO LEDS
2	RED/VIOLET	TRIO KSI P3:18
3	RED/WHITE	+V FROM TRIO P3:8
4	-	-

## MODE SELECT SWITCH: S4

SWT #	PIN #	COLOR	FUNCTION
1	1	YELLOW/BLACK	HEAVY SCRUB
2	2	YELLOW/RED	LIGHT SCRUB
3	3	YELLOW/GREY	DOUBLE SCRUB
4	4	YELLOW/WHITE	VACUUM ONLY
5	5	YELLOW	TRANSPORT
C	6	RED/BLACK	SWITCH REF 5V

## BATTERY GAUGE: BDI

PIN #	COLOR	FUNCTION
1	RED/VIOLET	SWITCHED 36VDC:P3-18
2	RED/YELLOW	SIGNAL: P3-6
3	BLACK/RED	SIGNAL REF 0V
4	GREEN	ESD DISCHARGE/GND

## DIRECTION SWITCH: S6

PIN #	COLOR	FUNCTION
1	VIOLET/YELLOW	REVERSE
2	RED/BLACK	HIGH SWITCH REF 5VDC
3	-	-
4	RED/VIOLET	REVERSE LED
5	RED/VIOLET	KEY SWITCH ON
6	RED/VIOLET	FORWARD LED

B100R / ER26 PART REFERENCE LIST  
Schematic 745079-1

Reference #	Description	Part Number	Note
M1	VACUUM MOTOR	742773	
M2	BRUSH MOTOR DISK	748210 or 748211	
M3	BRUSH MOTOR RIGHT CYLINDRICAL	748102	
M4	BRUSH MOTOR LEFT CYLINDRICAL	748102	
M5	SQUEEGEE ACTUATOR	740821-1	
M6	BRUSH DECK ACTUATOR	740822-1	
M7	WATER PUMP (BRUSH DECK)	742709-5	Rev D.
M8	DRIVE MOTOR	241400	ER26
M8	DRIVE MOTOR- B100R	241400H	B100R
A1	TRIO CONTROL UNIT- B100R	748270	B100R
	TRIO PROGRAM	748270-1R	B100R
A1	TRIO CONTROL UNIT- ERIDE	748271	ER26
	TRIO PROGRAM	748271-1R	ER26
S2	KEY SWITCH	90323437	
S3	HORN SWITCH	748047	
S4	MODE SELECT SWITCH	747027	
S5	ACCELERATOR SWITCH	PART of 748013-1	
S6	DIRECTION SWITCH	748286	
S7	OFF AISLE WAND SWITCH	748310	
S8	SEAT SWITCH	281087-2	
S9	DECK RAISE/LOWER SWITCH	748152	
S10	SWITCH, EXTERNAL ACTUATOR LIMIT ASSEMBLY	748396	TEMPORARY
B1	SOLUTION TANK EMPTY FLOAT SWITCH	742708-4	
CB1 or F1	MAIN CIRCUIT BREAKER 100A	748012	
CB2 or F2	CIRCUIT BREAKER 3A	746006	
CB3 or F3	CIRCUIT BREAKER 18A RIGHT CYLINDRICAL BRUSH MOTOR	740238	CYL. DECK ONLY
CB4 or F4	CIRCUIT BREAKER 18A LEFT CYLINDRICAL BRUSH MOTOR	740238	CYL. DECK ONLY
H1	HORN / BACKUP ALARM	748200	
Y1	WATER SOLENOID (BRUSH DECK)	748390	Rev D.
HM1	HOUR METER	748203	
BDI	BATTERY GAUGE, BDI	747011	
G1	BATTERY 12V 210Ah (FLOODED TYPE)	956210 (3)	
OPTIONAL:G1	BATTERY 12V 234Ah (AGM TYPE)	956748 (3)	
R1	SPEED POTENTIOMETER	748013-1	
R2	WATER FLOW POTENTIOMETER	747025	
L1	LED, RED (REVERSE)	747016-1	
L2	LED, AMBER (FORWARD)	747017-1	
X1	TERMINAL BLOCK	744005	
X2	JUNCTION BLOCK	748276	
N1	EMI FILTER (WATER PUMP)	742391	
N2	FERRITE (BRUSH DECK)	744017	
N3	FERRITE (DRIVE WHEEL)	744017	
N4	FERRITE (STEERING COLUMN)	748217	
N5	FERRITE (VAC MOTOR)	748216 (2)	
N6	TORROID (VAC MOTOR)	742254	
C1	CAPACITOR (VAC MOTOR)	742289 (2)	
P2	WIRE HARNESS TO TRIO	748224	
P3	WIRE HARNESS TO TRIO	748291	
	WIRE HARNESS, MAIN HARNESS	748290	

# Minuteman International Made Simple Commercial Limited Warranty



REVISION F  
EFFECTIVE 6/1/2009

Minuteman International, Inc. warrants to the original purchaser/user that the product is free from defects in workmanship and materials under normal use. Minuteman will, at its option, repair or replace without charge, parts that fail under normal use and service when operated and maintained in accordance with the applicable operation and instruction manuals. All warranty claims must be submitted through and approved by factory authorized repair stations.

This warranty does not apply to normal wear, or to items whose life is dependent on their use and care, such as belts, cords, switches, hoses, rubber parts, electrical motor components or adjustments. Parts manufactured by Minuteman are covered by and subject to the warranties and/or guarantees of their manufacturers. Please contact Minuteman for procedures in warranty claims against these manufacturers.

Special warning to purchaser — Use of replacement filters and/or prefilters not manufactured by Minuteman or its designated licensees, will void all warranties expressed or implied. A potential health hazard exists without original equipment replacement.

All warranted items become the sole property of Minuteman or its original manufacturer, whichever the case may be.

Minuteman disclaims any implied warranty, including the warranty of merchantability and the warranty of fitness for a particular purpose. Minuteman assumes no responsibility for any special, incidental or consequential damages.

This limited warranty is applicable only in the U.S.A. and Canada, and is extended only to the original user/purchaser of this product. Customers outside the U.S.A. and Canada should contact their local distributor for export warranty policies. Minuteman is not responsible for costs or repairs performed by persons other than those specifically authorized by Minuteman. This warranty does not apply to damage from transportation, alterations by unauthorized persons, misuse or abuse of the equipment, use of non-compatible chemicals, or damage to property, or loss of income due to malfunctions of the product.

If a difficulty develops with this machine, you should contact the dealer from whom it was purchased.

This warranty gives you specific legal rights, and you may have other rights which vary from state to state. Some states do not allow the exclusion or limitation of special, incidental or consequential damages, or limitations on how long an implied warranty lasts, so the above exclusions and limitations may not apply to you.

Cord Electric Group: Three years parts, two years labor, ninety days travel (Not to exceed two hours)

## Exceptions.....

Model	Parts	Labor	Poly	Travel
Port A Scrub	1yr	6months	10yrs	0
MPV 13	1yr	0	0	0
MPV 14 & 18	2yrs	1yr	0	0
V Series Upright Vacuums	1yr	1yr	0	0
Rapid Air Blower	1yr	1yr	10yrs	0
Explosion Proof Vacuum	1yr	1yr	0	0
X12, X12H & TRS 14	1yr	1yr	10yrs	0
E17 & E20 Electric Scrubbers	1yr	6month	10yrs	0
Pneumatic Vacuums	3yr	1yr	0	0

Description	Parts	Labor	Poly	Travel
Battery Operated Group	3yrs	2yrs	10	90 days
Sweepers	1yr	1yr	10	90 days
Internal Combustion Group	1yr	1yr	10	90 days

Not to exceed two hours

**Exception: PAS 14B**      **1yr**      **1yr**      **10yr**      **0**

## Battery Chargers:

Replacement Parts:

Batteries:

Polyethylene Plastic Tanks:

**One year replacement**

Ninety days

0-3 months replacement, 4-12 months pro-rate

Tanks have 10yr warranty, no additional labor