



Electronic Service Manuals

This electronic document is provided as a service to our customers. We do not create the contents of the information contained in this document. Should you have detailed questions pertaining to the information contained in this document, you may contact Michco, or the manufacturer which provided the original information in this electronic deliverable. Michco's only part in this electronic deliverable was the electronic assembly process. By providing this manual on line we are not guaranteeing parts availability.

You may contact Michco through the following methods:

Phone (517) 484-9312 or (800) 331-3339

2011 N. High St. -- Lansing, Michigan -- 48906

Fax: (517) 484-9836

Email: CustServe@Michco.com

Web site: www.Michco.Com

Parts Web site: www.FloorMachineParts.Com

Order Parts on Line at:

www.FloorMachineParts.Com

Directly to Parts & Service:

By Email: **Shop@Michco.com**

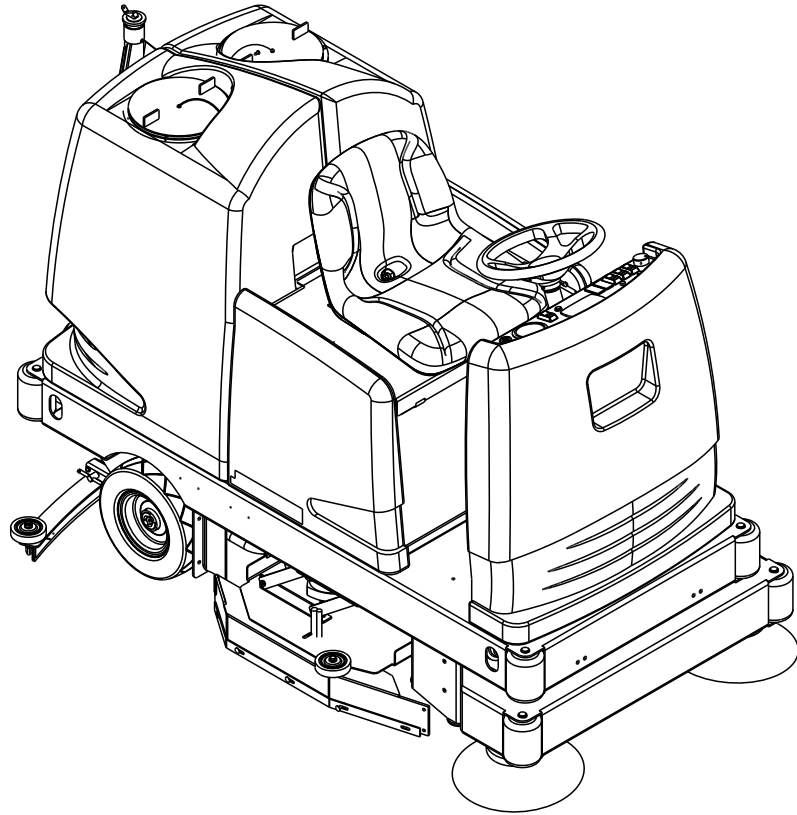
By Fax: (517) 702-2041

By Voice: Use numbers above.

Serving the Cleaning Industry Since 1922

Notice: All copyrighted material remains property of original owners, all trademarks are property of respective owners. Manuals are subject to Manufacturer's reproduction limitations. Originals or reproductions were provided by manufacturers through a request. We make no warranty as to the correctness of information provided in this document and you assume all risk. By placing these manuals on line we are not declaring our corporation to be an manufacturer authorized dealer or provider, please check our web site for authorized manufacturers we represent.

Encore MAX



PARTS LIST

**Models: 505-947, 505-948(OBS), 505-949(OBS), 505-951, 505-952
505-953, 505-954, 505-955(OBS), 505-956, 505-957, 505-958
505-962, 505-964(OBS), 505-965**

Clarke®

6/08 revised 12/08 FORM NO. 56042501

DESCRIPTION	PAGE
FRAME ASSEMBLY	4-5
FRONT WHEEL DRIVE.....	6-7
REAR WHEEL ASSEMBLY	8-9
STEERING	10-11
CONSOLE ASSEMBLY	12-17
SCRUB DECK LIFT.....	18-19
SCRUB DECK ASSY-34" (before SN180311)	20-21
SCRUB DECK ASSY-34" (after SN180310).....	22-23
SIDE SQUEEGEE ASSY-34" (LH)	24-25
SIDE SQUEEGEE ASSY-34" (RH).....	26-27
REAR SQUEEGEE ASSY-34"	28-29
SCRUB DECK ASSY-38" (before SN180311)	30-31
SCRUB DECK ASSY-38" (after SN180310).....	32-33
SIDE SQUEEGEE ASSY-38" (LH)	34-35
SIDE SQUEEGEE ASSY-38" (RH).....	36-37
REAR SQUEEGEE ASSY-38"	38-39
SQUEEGEE LIFT ASSY.....	40-41
SQUEEGEE LIFT ASSY CONT.....	42-43
SEAT ASSEMBLY.....	44-45
VACUUM ASSEMBLY	46-47
FORWARD/REVERSE PEDAL ASSY	48-49
RECOVERY TANK ASSY.....	50-51
SOLUTION TANK ASSY	52-53
SOLUTION CONTROL.....	54-55
DECAL ASSY	56-57
CYLINDRICAL SCRUB DECK-34".....	58-62
CYLINDRICAL SOLUTION CONTROL	63
CYLINDRICAL SIDE GUARDS	64-65
CYLINDRICAL DUAL SIDE BROOMS (OPTION).....	66-71
WIRING DIAGRAM	72

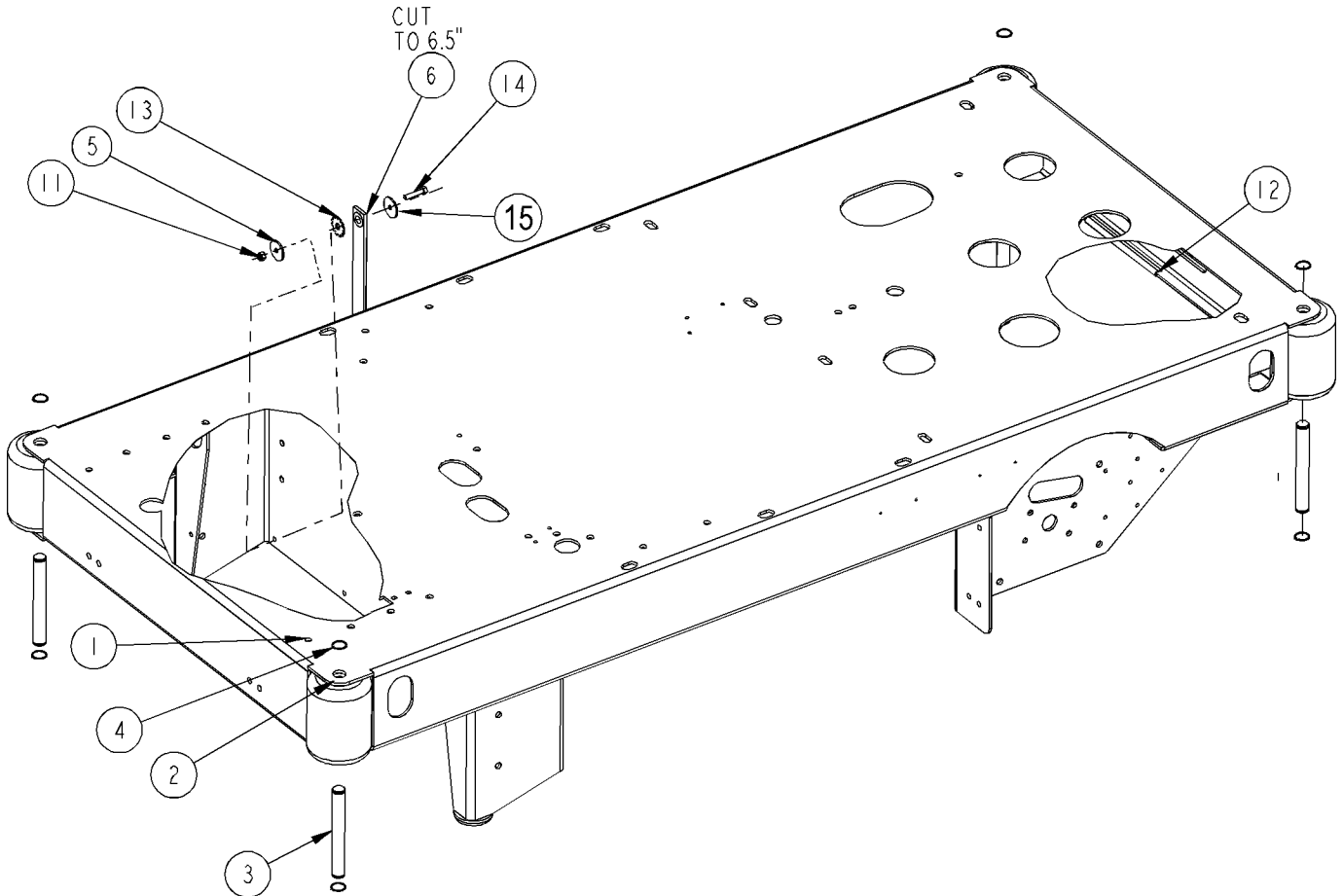
- 505-947 34" Disc Scrubber, 330 AH batteries, 120V charger, Poly brushes
- 505-948 34" Disc Scrubber, 330 AH batteries, 120V charger, Lite Grit brushes(OBS)
- 505-949 34" Disc Scrubber, 330 AH batteries, 120V charger, Pad Driver(OBS)
- 505-951 34" Disc Scrubber, 370 AH batteries, 120V charger, Lite Grit brushes
- 505-952 34" Disc Scrubber, 370 AH batteries, 120V charger, Pad Driver
- 505-953 38" Disc Scrubber, 330 AH batteries, 120V charger, Poly brushes
- 505-954 38" Disc Scrubber, 330 AH batteries, 120V charger, Lite Grit brushes
- 505-955 38" Disc Scrubber, 330 AH batteries, 120V charger, Pad Driver(OBS)
- 505-956 38" Disc Scrubber, 370 AH batteries, 120V charger, Poly brushes
- 505-957 38" Disc Scrubber, 370 AH batteries, 120V charger, Lite Grit brushes
- 505-958 38" Disc Scrubber, 370 AH batteries, 120V charger, Pad Driver
- 505-962 34" Cylindrical Scrubber, 330 AH batteries, 120V charger, Clean Grit brushes
- 505-964 34" Cylindrical Scrubber, 370 AH batteries, 120V charger, Poly brushes(OBS)
- 505-965 34" Cylindrical Scrubber, 370 AH batteries, 120V charger, Clean Grit brushes

DESCRIPTION	PAGE
OVERHEAD GUARD OPTION.....	74-75
STROBE FOR OVERHEAD GUARD OPTION	76-77
STROBE OPTION	78-79
PRESWEEP OPTION-FRAME AND FLAPS.....	80-81
PRESWEEP OPTION-BROOM DRIVE.....	82-83
PRESWEEP OPTION-MAIN BROOM.....	84-85
PRESWEEP OPTION-DUST CONTROL.....	86-87
PRESWEEP OPTION-HOPPER.....	88-89
PRESWEEP OPTION-WIRING.....	90-91
SECONDARY REAR BRAKE OPTION.....	92-93
LIGHT PACKAGE OPTION	94
BACKUP ALARM OPTION.....	95
SQUEEGEE WAND OPTION.....	96
DUAL VACUUM MOTOR OPTION.....	97
ARM REST OPTION	98
ESP RECOVERY OPTION	99-100
SPRAY WAND OPTION	101-103
370AH BATTERY OPTION	104
330AH BATTERY OPTION	105
235AH BATTERY OPTION	106
FIRE EXTINGUISHER OPTION.....	107
BRUSHES AND PAD DRIVERS.....	108
SPARE PARTS KITS.....	109

WHEN ORDERING PARTS

- * Use the numbers from the "Ref. No." columns in this parts list.
- * Specify the model and serial number of the machine.
- * Use the space below to record the model and serial number for future reference.

Model _____ Serial No. _____



08-6

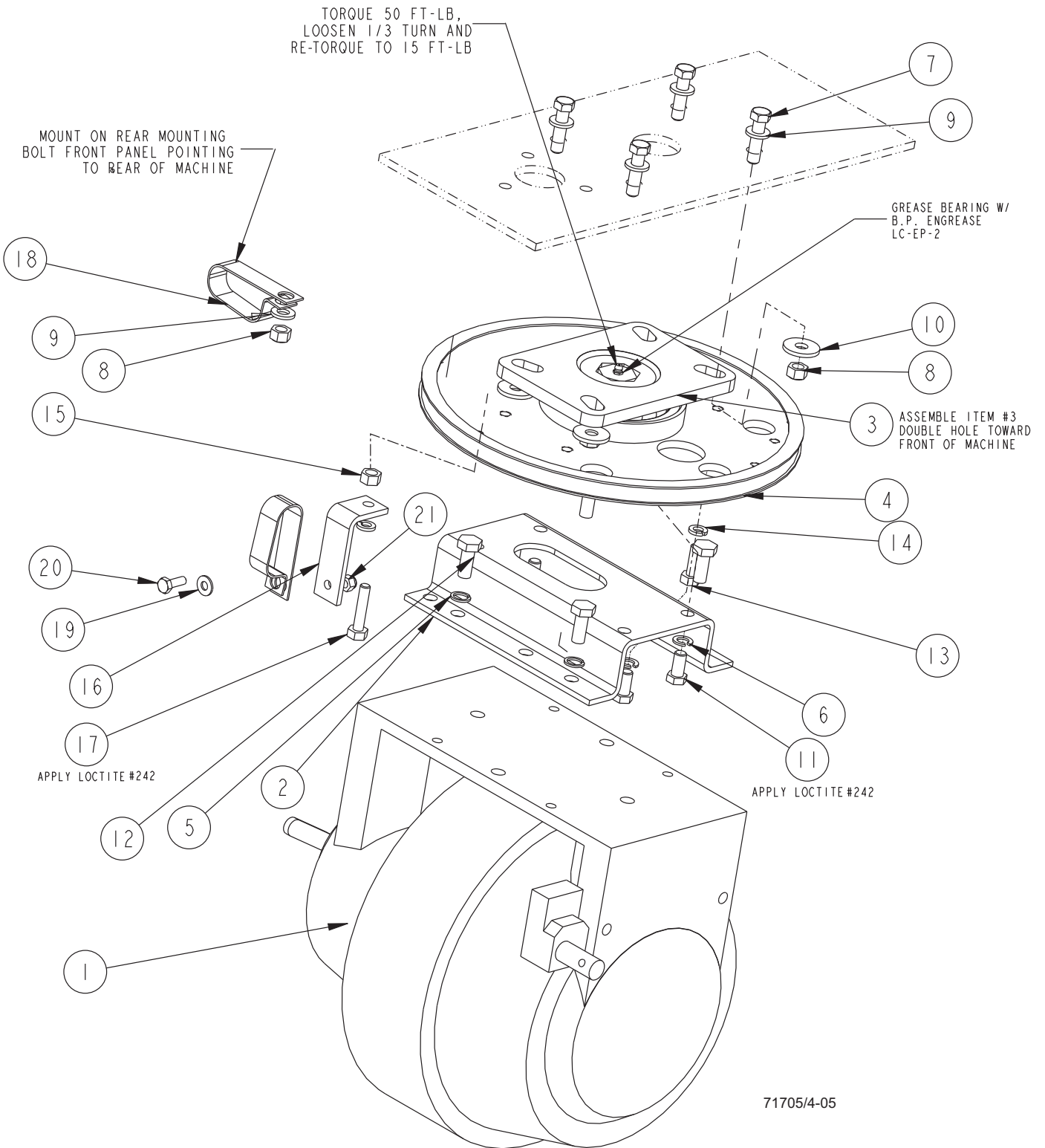
FRAME ASSEMBLY

08-12

Encore MAX**5**

Item	Ref. No.	Qty	Description
1	7-27-07223	1	Main Frame Weldment
2	7-66-05011-1	4	Roller, Bumper
3	7-70-05175	4	Pin, Roller Bumper
4	2-00-00540	8	Ring, Ret. Ext.#5100-75 For 3/4 D.
5	2-00-03266	1	Fan Washer
6	56416517	1	Static Strap
# 7			Deleted
# 8			Deleted
# 9			Deleted
# 10			Deleted
11	2-00-00641	1	Nut, 1/4-20 Fiber Insert
12	7-21-04050	1	Edging
13	2-00-03829	1	Lock Washer, 3/8 Int./Ext. Tooth
14	2-00-02587	1	Cap Screw, 1/4-20 X 1.25 Hex Head
15	2-00-00447	1	Flat Washer, 1.25 X .281 X .089

= Revised or new since last update



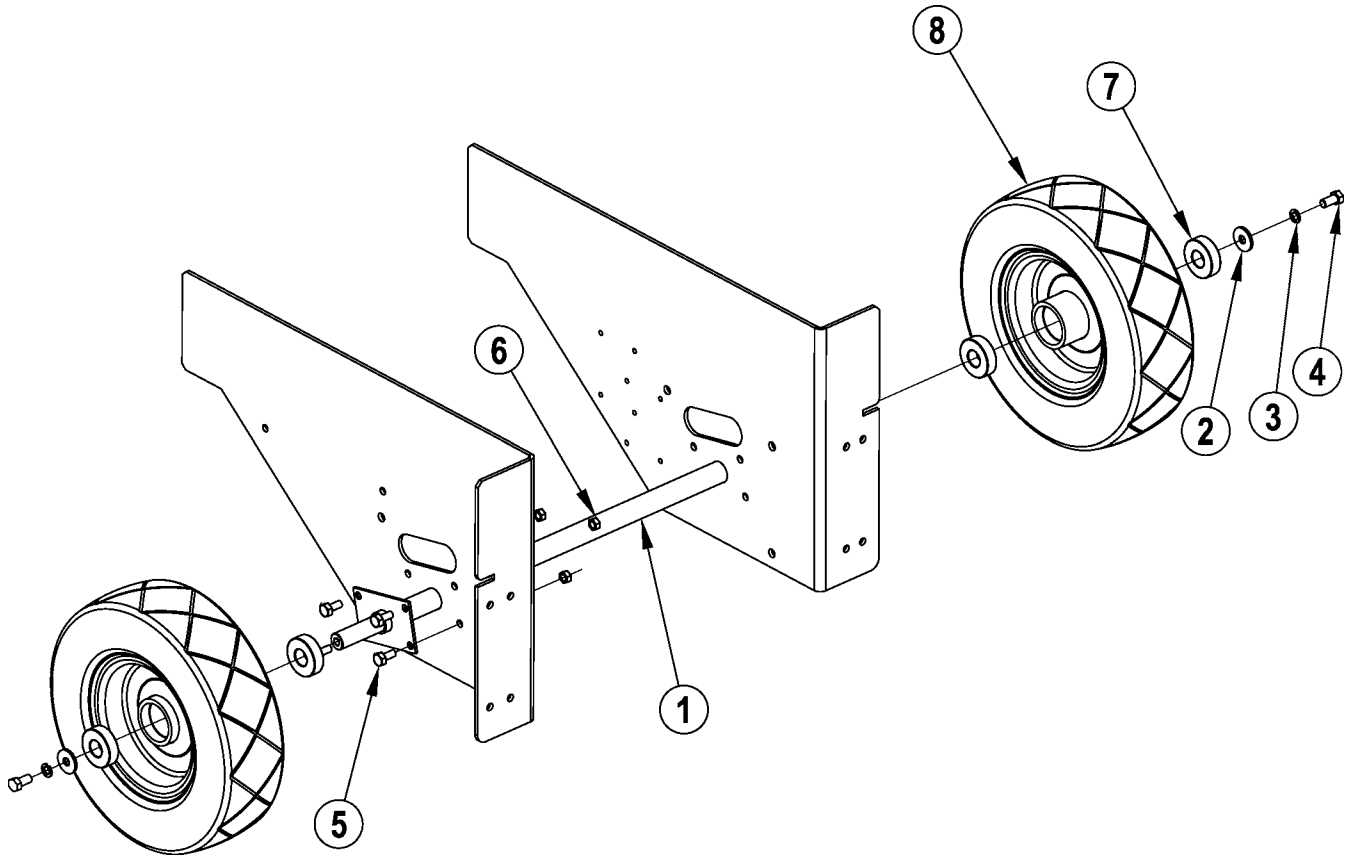
71705/4-05

08-6	FRONT WHEEL DRIVE		
08-12	Encore MAX		7

Item	Ref. No.	Qty	Description
1	0785-091	1	Drive Assy. (Amer Motor Brushes Kit P/N: 0780-596) (Tire: 7-85-06017)
2	7-58-05281	1	Bracket, Drive Mtg
# 3	56109177	1	Steering Pivot Assembly TSBUS2007-980, TSBUS2007-983 NOTE 1
4	7-13-05065	1	Steering Chain
5	2-00-02311	4	Lock Washer, 7/16 Medium
6	2-00-02310	4	Lock Washer, 3/8" Helical Spring
7	2-00-00234	4	Screw, 3/8-16 X 1-1/2 Hhc
8	2-95-04182	5	Hex Nut, 3/8-16 Stop
9	2-00-00402	5	Washer, 25/64" Id X 3/4" Od
10	2-00-03266	4	Fan Washer
11	2-00-04625	4	Screw, 3/8-24 X .75 Lg
12	2-00-05006	4	Bolt, M10 X 1.5 X 25mm Fin. Hex Head
13	2-00-02708	1	Screw, 5/16-18 X 1.00" Hex Head
14	2-00-00530	2	Lock Washer, 5/16"
15	2-00-02360	1	Hex Nut, 3/8-16
16	8-31-07013	1	Hanger, Motor Lead Wire
17	2-00-02709	1	Screw, 5/16-18 X 1.5, Full Thread Hhc
18	2-00-05253	2	Clamp, 3/4" Double Wire
19	2-00-03702	1	Washer, .625 X .281 X .063
20	2-00-00221	1	Bolt, 1/4-20 X 3/4 Fin. Hex Head
21	2-00-00641	1	Nut, 1/4-20 Fiber Insert

NOTE 1: *SERVICE PART NUMBER IS **56109178**. TO BE ASSEMBLED AS SHOWN WITH DOUBLE HOLE TOWARDS FRONT OF MACHINE. INDIVIDUAL COMPONENT PARTS AVAILABLE AS SERVICE ITEMS INCLUDE:

= Revised or new since last update



08-6

REAR WHEEL ASSEMBLY

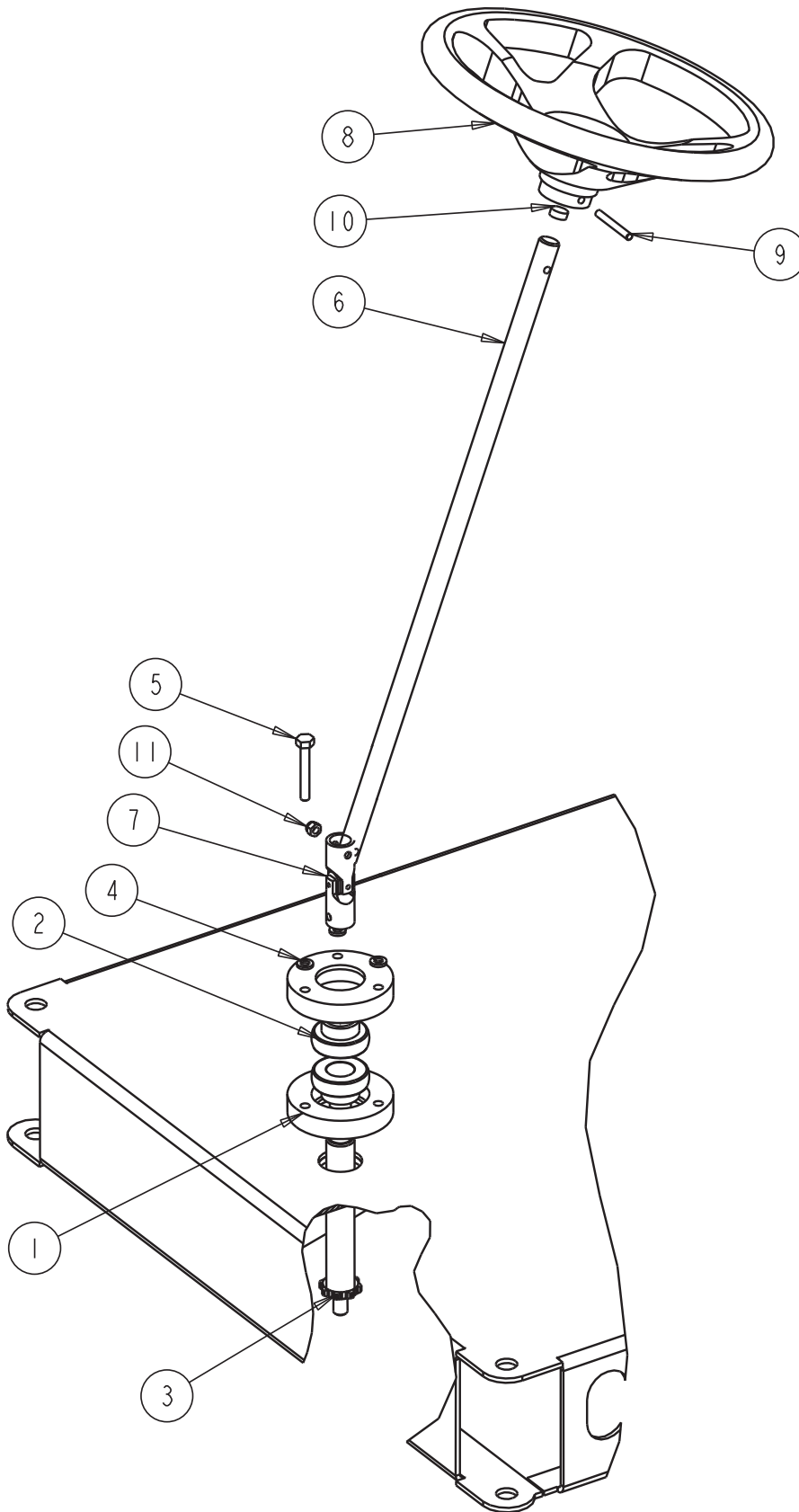
08-12

Encore MAX

9

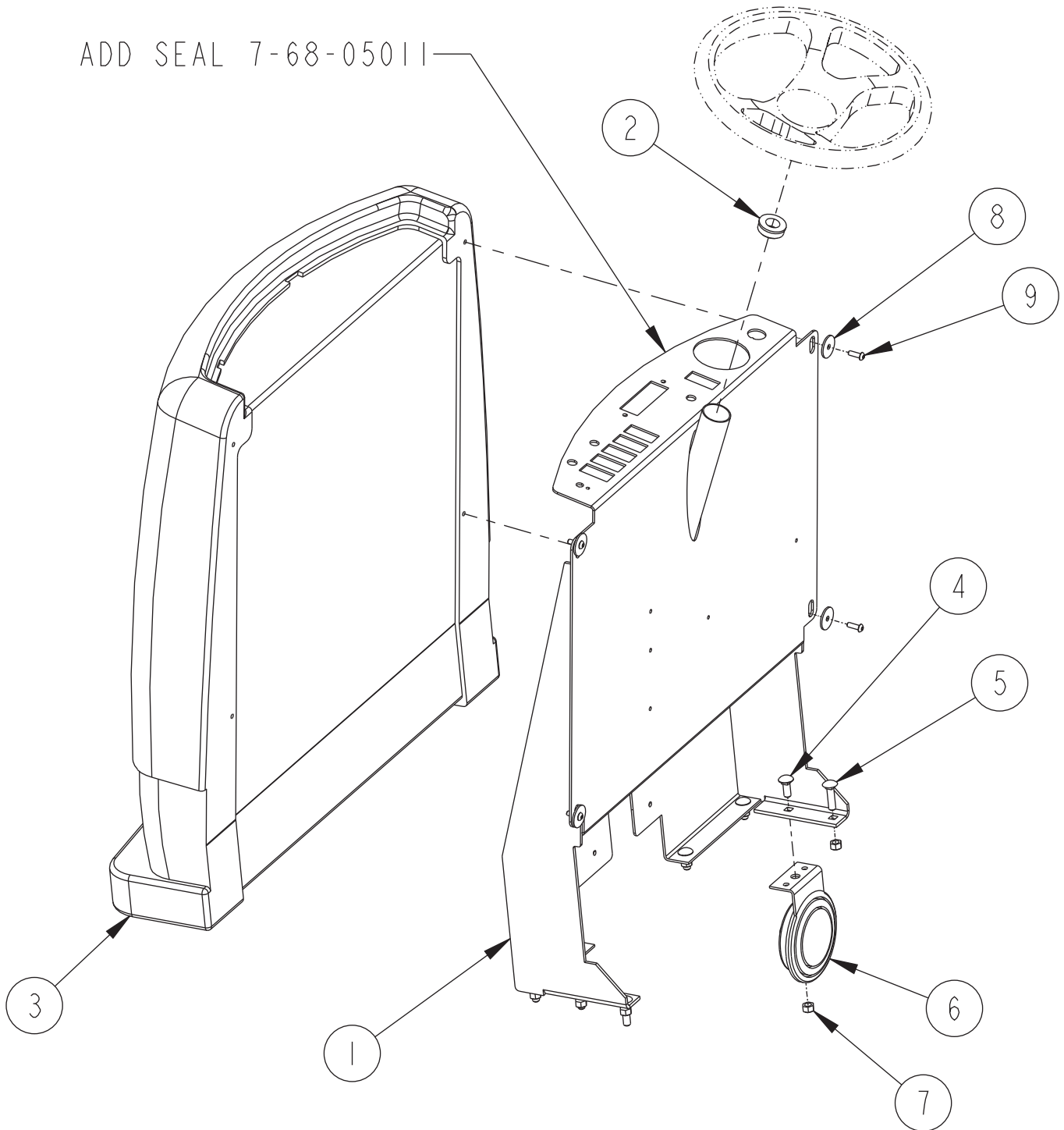
Item	Ref. No.	Qty	Description
# 1	7-03-09019	1	Axle-Rear Wheels
# 2	2-00-01803	2	Washer
# 3	2-00-02310	2	Washer-Lock, 3/8", Helical Spring
# 4	2-00-00232	2	Bolt-Hex Head, Finished, 3/8-16
# 5	2-00-00208	4	Screw, 5/16-18 X .750 HHC
# 6	2-00-00644	4	Nut, Hex, Insert Fiber, 5/16-18
# 7	2-00-01139	4	Bearing
# 8	7-89-08265	2	Wheel, Rear

= Revised or new since last update



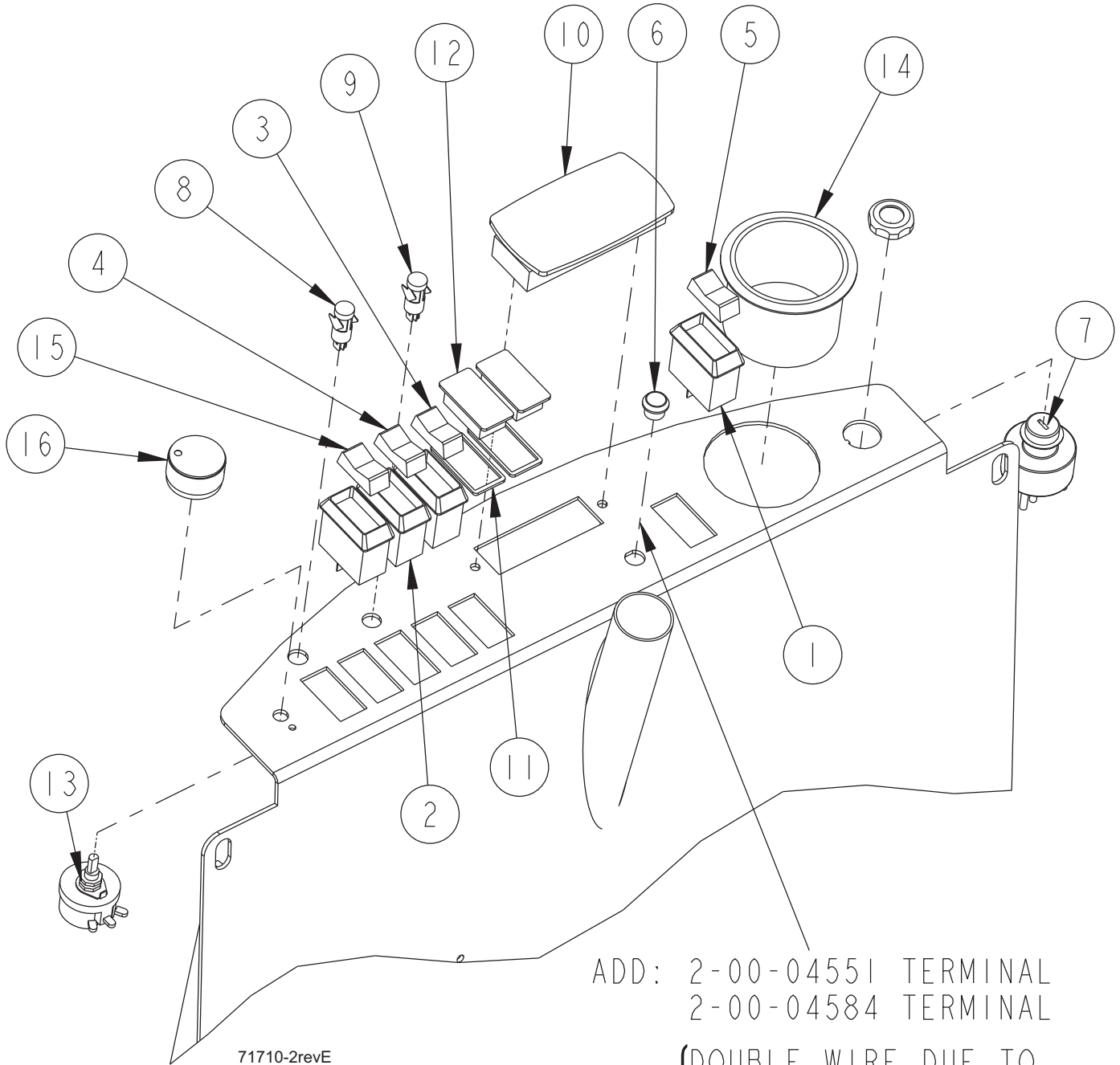
Item	Ref. No.	Qty	Description
1	7-25-06031	2	Flange - Steering Mount
2	2-00-05159	2	Bearing
3	7-70-05182	1	Shaft-Steering
4	2-00-00530	3	5/16" Lock Washer
5	2-00-00227	3	Screw, 5/16-18 Hhc X 2-1/2 Lg
6	7-70-05176	1	Shaft-Steering Wheel
7	7-37-00001	1	Universal Joint
8	7-89-08083	1	Steering Wheel
9	2-00-05417	1	Roll Pin (1/4 Dia. X 2 Lg.)
10	7-75-01196	1	Spacer-Steering Wheel
11	2-00-00641	2	Nut, Fiber Insert 1/4-20

ADD SEAL 7-68-05011



Item	Ref. No.	Qty	Description
1	7-52-00192	1	Front Control Panel
2	8-06-01084	1	Bearing-Plastic
3	7-33-05121	1	Console NOTE 1
4	2-00-03855	6	3/8-16 X 1.0, Carrage Bolt
5	2-00-03750	2	3/8-16 X 1.5 Carriage Bolt
6	8-32-09008	1	Horn
7	2-95-04182	8	Nut, Hex, Stop, 3/8-16
8	2-00-00447	4	Flat Washer, 1.25 X .281 X .089
9	2-00-04880	4	Screw, 1/4-20 X 3/4 Bhs Gr 8 Zn

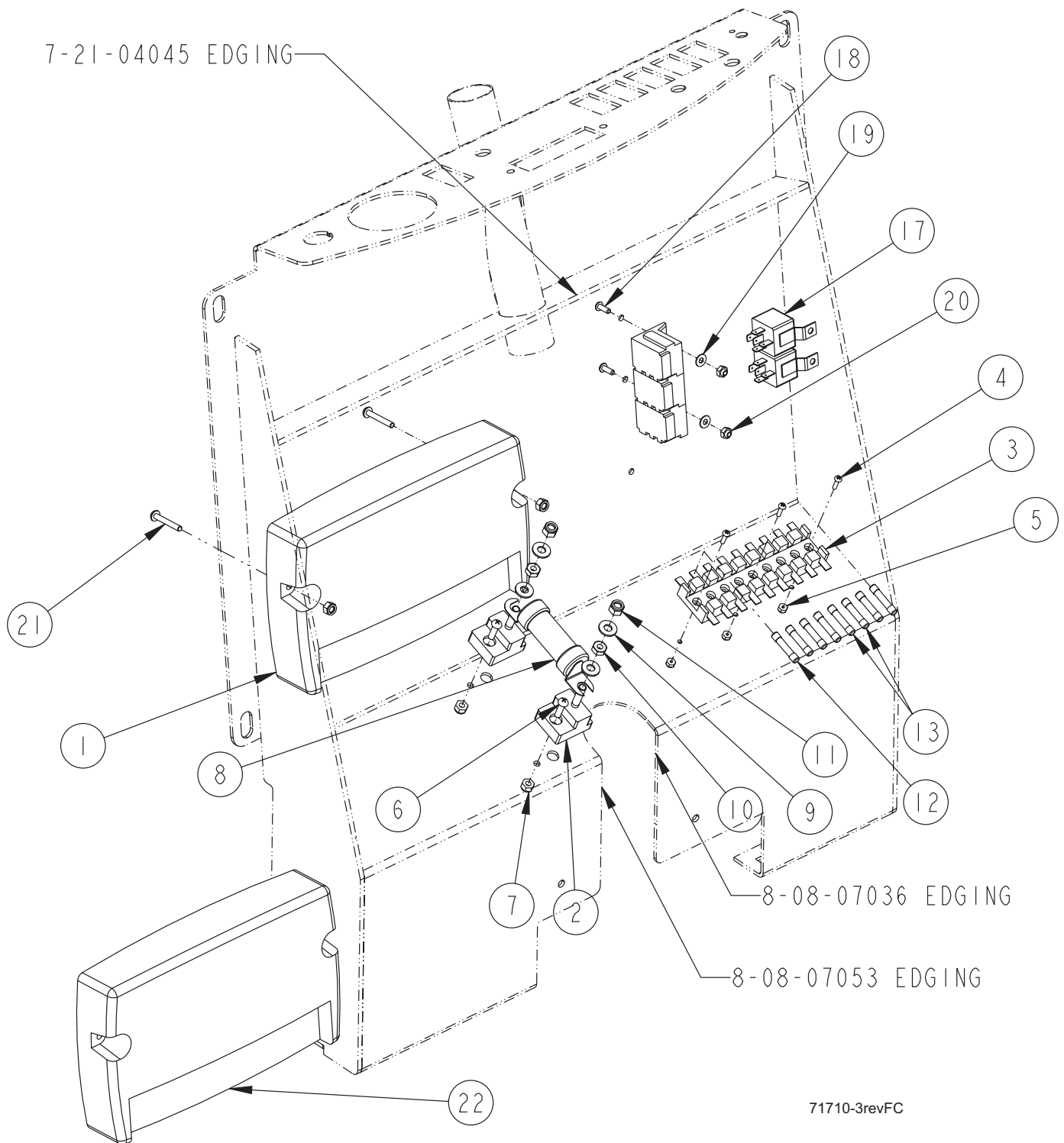
NOTE 1: If You Are Replacing Item #3, You Must Also Order 1 Of 70355A (Encore Decal).



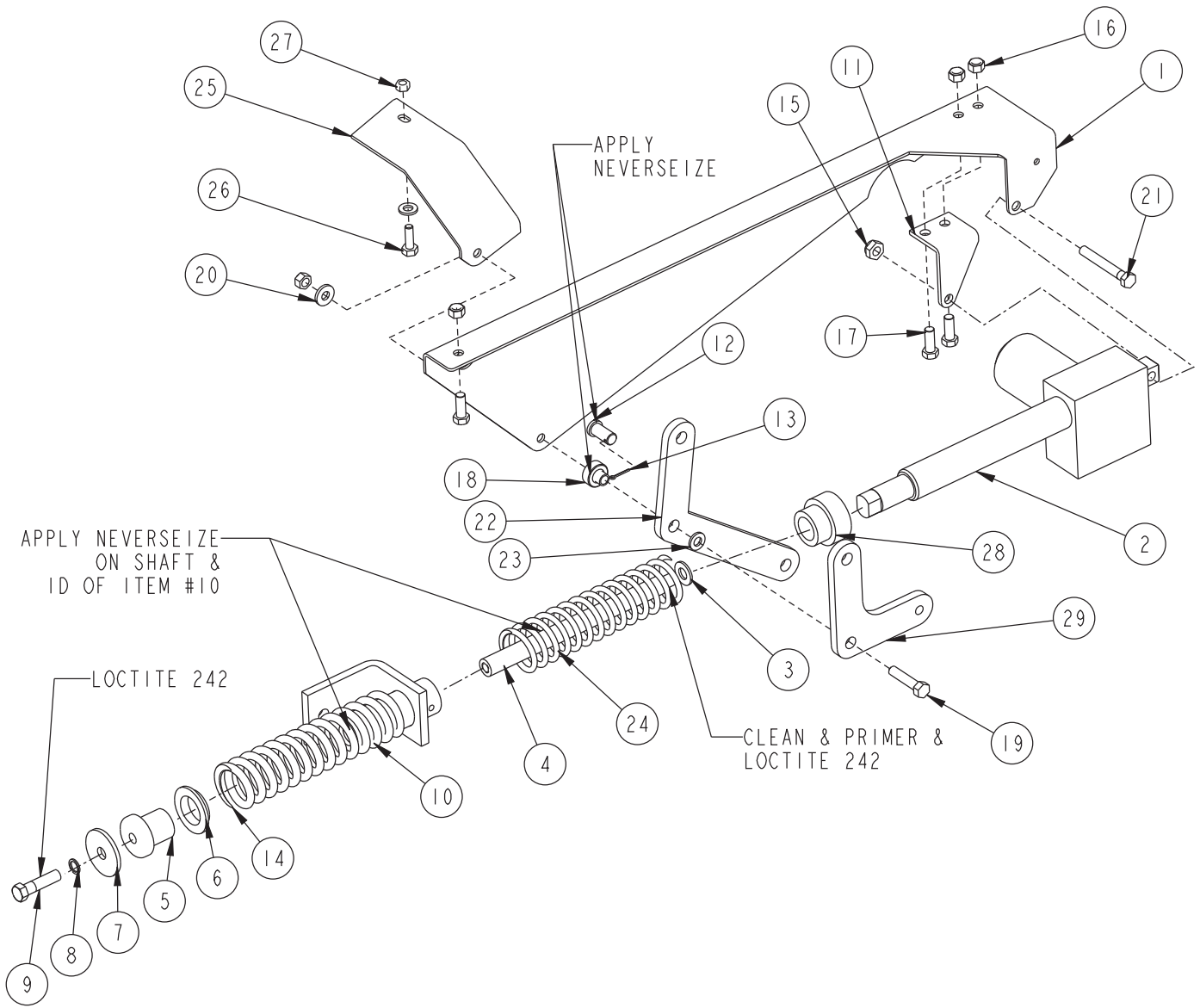
ADD: 2-00-04551 TERMINAL
2-00-04584 TERMINAL
(DOUBLE WIRE DUE TO
SIZE OF TERMINAL)

71710-2revE

Item	Ref. No.	Qty	Description
1	2-00-05845	3	Switch Body, Spdt
2	2-00-05846	1	Switch Body, Scrub Pressure
3	2-00-05842	1	Actuator, Squeegee
4	2-00-05843	1	Actuator, Scrub Pressure
5	2-00-05834	1	Actuator, Forward/Reverse
6	2-00-05870	1	Switch, Black Button
7	8-82-00041	1	Key Switch (Ignition) - (Ignition Key: 2-60-02272)
8	7-40-05037	1	Light-Red
9	7-40-05038	1	Light-Amber
10	7-64-05018	1	Interface, Lcd
11	2-00-05869	2	Gasket, Switch
12	2-00-05868	2	Switch Plug, Sealed Panel
13	0795-280	1	Rheostat, Solution Flow Assy
14	7-32-03026	1	Holder, Cup
15	2-00-05844	1	Actuator, Scrub Mode
16	7-39-00028	1	Knob-Solution Flow Module



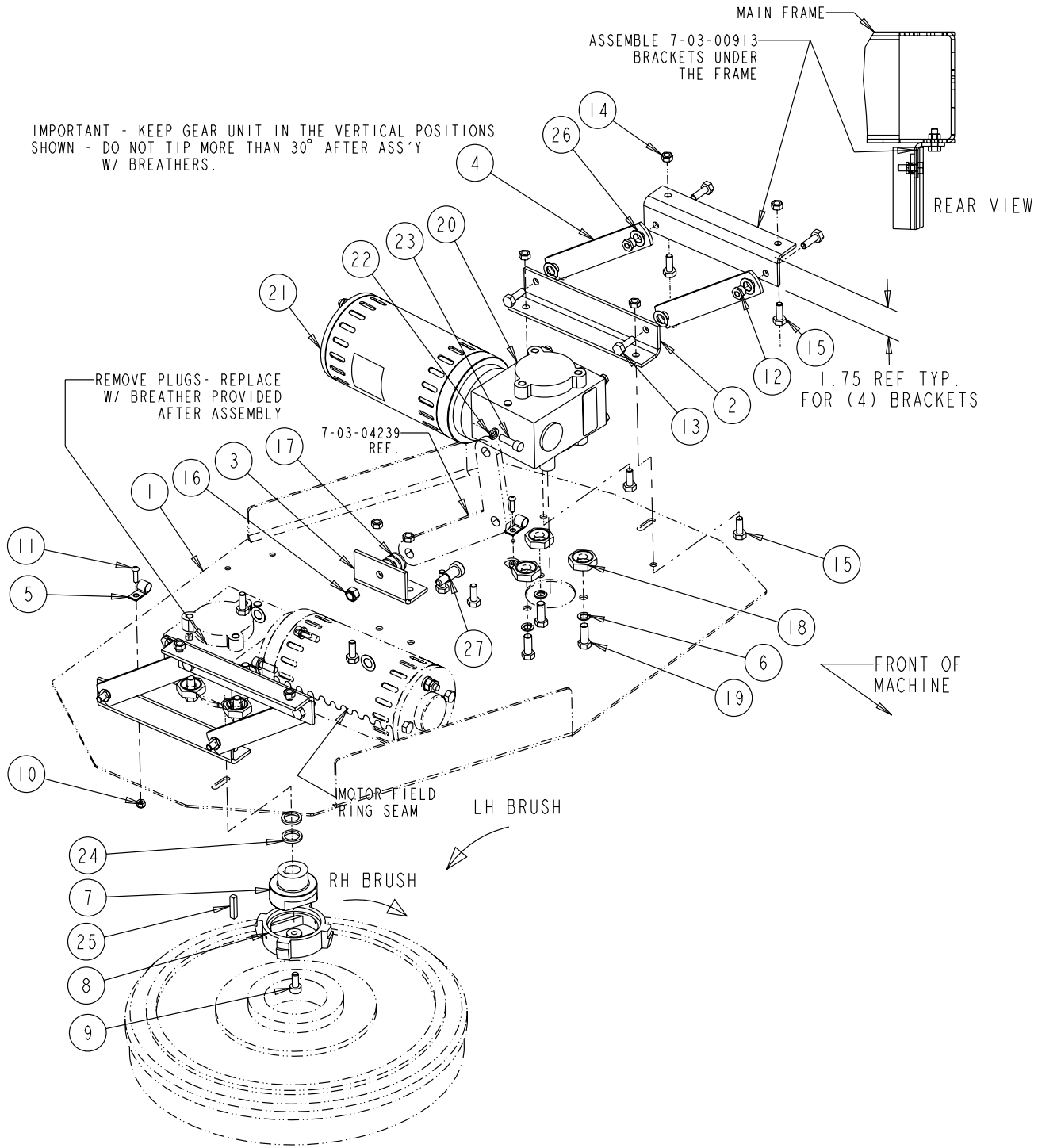
Item	Ref. No.	Qty	Description
1	7-64-05019	1	Controller, Motor (Disc Scrub Only)
2	8-06-05004	2	Terminal Block
3	2-00-05862	1	Fuse Block
4	2-00-00093	3	Screw, 6-32 X .75 Rhm
5	2-00-00645	3	Nut, 6-32 Fiber Insert Hex
6	2-00-00056	2	Screw, #10-24 X .75 Rhm
7	2-00-01246	4	Nut-#10-24 Elastic Stop Nut
8	8-28-05021	1	Fuse, 120 Amp
9	2-00-03702	4	Washer, .625 X .281 X .063
10	2-00-00594	2	Nut, 1/4-20 Hex
11	2-00-00641	2	Nut, Fiber Insert 1/4-20
12	2-00-05860	6	Fuse, Glass, 10 Amp
13	2-00-05861	2	Fuse, Glass, 2 Amp
14	0795-169	1	Machine Harness
15	0795-175	1	Motor Wire Assembly
16	0795-176	1	Power Harness
17	8-64-00019	2	Relay-36v
18	2-00-00044	2	Screw, 8-32 X 1/2 Rhm
19	2-00-00460	2	Flat Washer, .438 X .192 X .031
20	2-00-01372	2	Nut, Hex, #8-32 Fiber Lock
21	2-00-00071	2	Screw, 10-24 X 1.25 Lg
22	7-64-05022	1	Controller, Motor (Cylindrical Scrub Only)



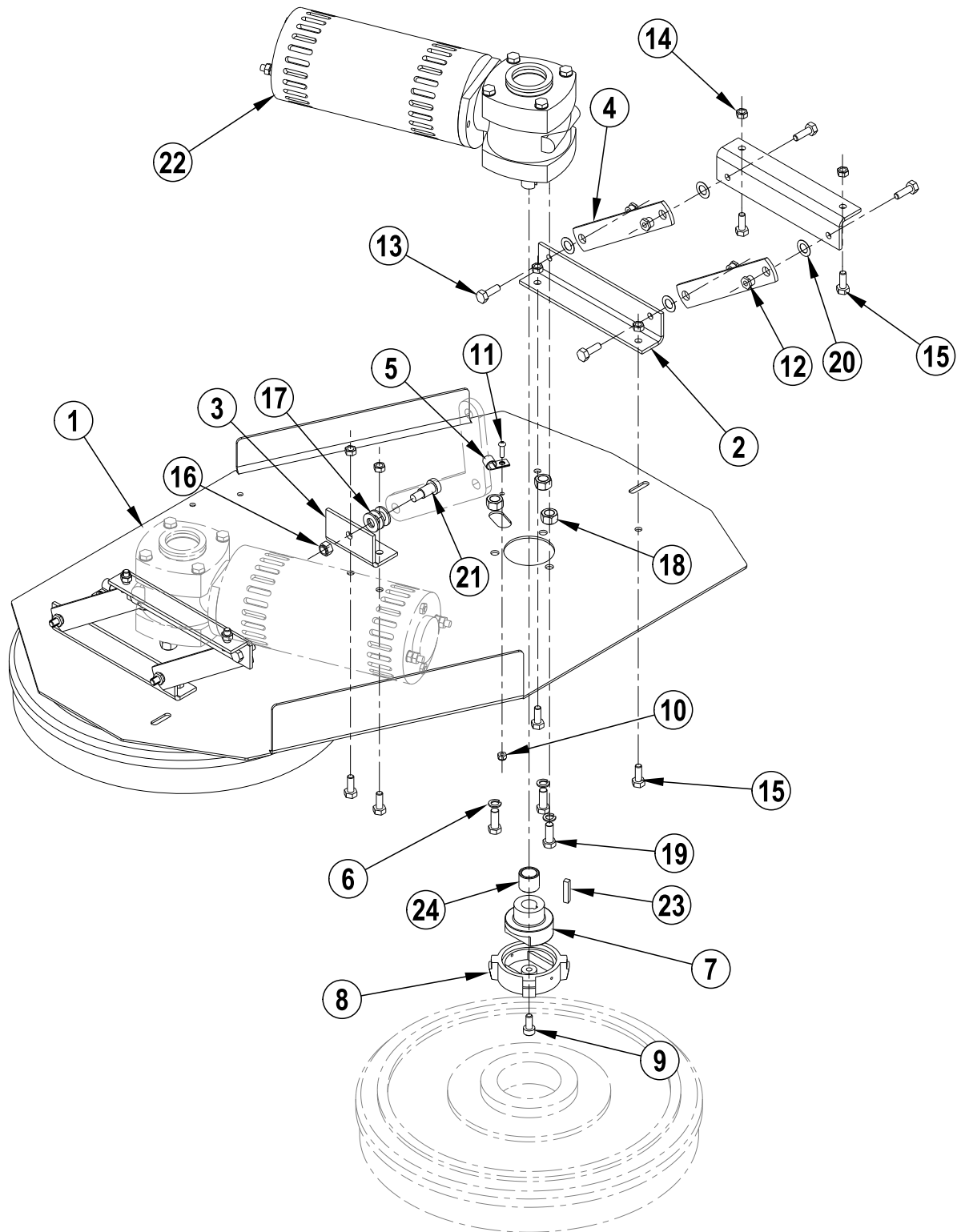
Item	Ref. No.	Qty	Description
1	7-81-00264	1	Support, Actuator
2	0782-182	1	Actuator NOTE 1
3	2-00-00405	4	Flat Washer, 1.063 X .531 X .094
4	7-66-00203	1	Rod, Brush Spring
5	7-09-01157	1	Bushing
6	7-23-03120	1	Washer, Spring Guid
7	2-00-05414	1	Flat Washer, 2.00 Od X .515 Id X .167 Thk
8	2-00-02311	1	Lock Washer, 7/16 Medium
9	2-00-02611	1	Bolt, 7/16-14 X 1.75
10	7-03-04238	1	Arm, Pivot
11	7-57-05069	1	Pivot, Brush Actuator
12	7-55-08158	1	Pin, Brush Lift Pivot
13	2-00-02428	1	Cotter Pin, .062 Dia X .75 Lg
14	7-76-00128	1	Spring, Deck Lift
15	2-00-00643	1	Lock Nut, 3/8-16 Elastic
16	2-95-04182	4	Nut, 3/8-16 Hex Stop
17	2-00-00233	3	Bolt, 3/8-16 X 1.0 Fin. Hex Head
18	7-09-01159	1	Bushing, Deck Actuator Pivot
19	2-00-00235	1	Screw, 3/8-16 X 1.75 Hhc
20	2-00-04801	1	Flat Washer, 1.0 X .39 X .06
21	2-00-04699	1	Screw, 3/8-16 X 2.75 Lg Hhc
22	7-03-04239	1	Arm, Deck (Disc Scrub Only)
23	2-00-00402	2	Washer, 25/64" Id X 3/4" Od
24	7-76-00129	1	Spring, Deck Lift Actuator (51lb/In)
25	7-08-02053	1	Bracket, Deck Lift
26	2-00-02708	1	Screw, 5/16-18 X 1.0 Hex Head
27	2-00-00644	1	Nut, 5/16-18 Fiber Insert Hex
28	7-75-01272	1	Spacer, Spring
29	7-03-04244	1	Arm, Actuator (Cylindrical Scrub Only)

NOTE 1: Service Kit Is P/N 0780-654 And Includes: 0782-182 Actuator and 7-75-01272 Spacer

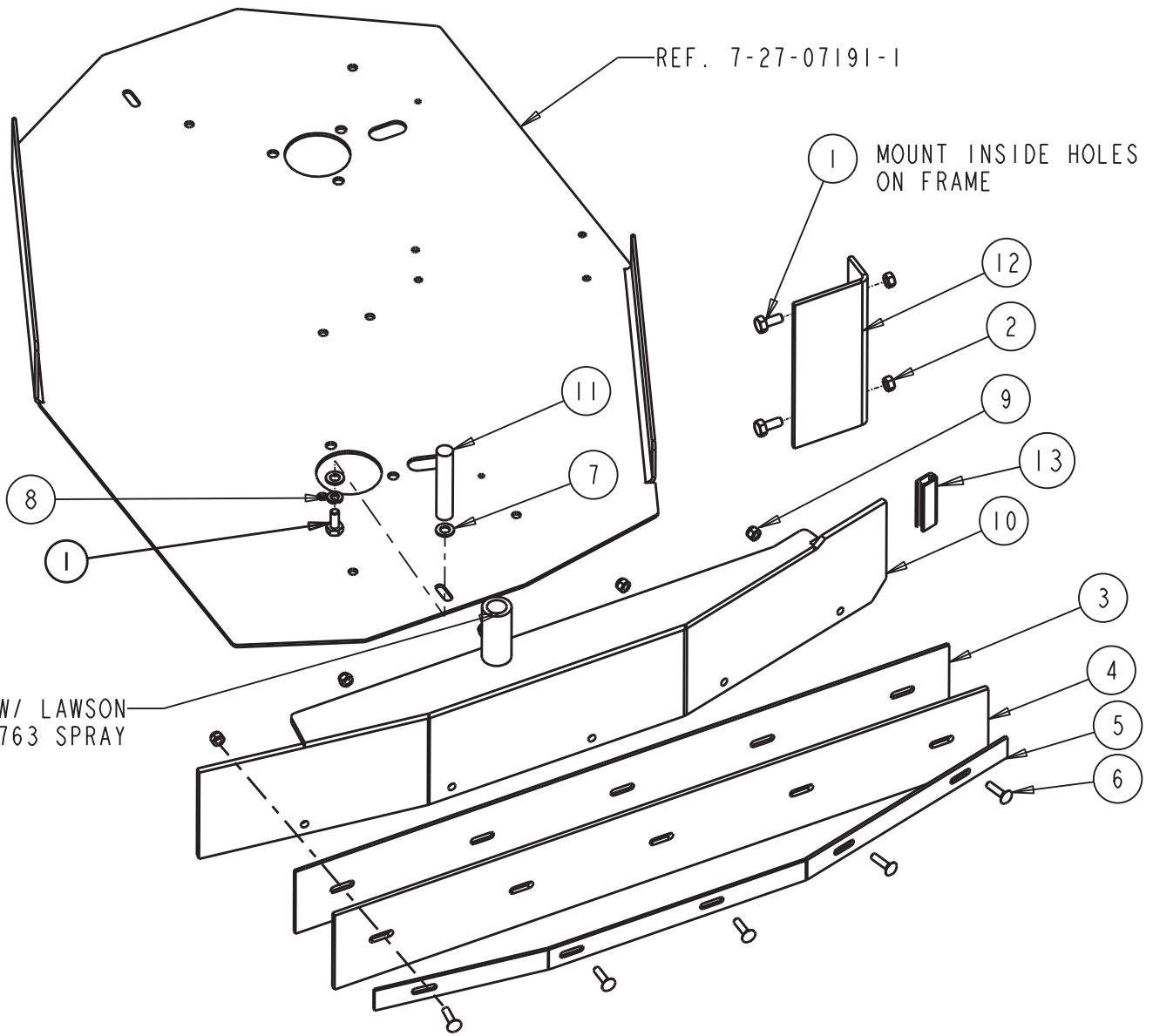
IMPORTANT - KEEP GEAR UNIT IN THE VERTICAL POSITIONS SHOWN - DO NOT TIP MORE THAN 30° AFTER ASS'Y W/ BREATHERS.



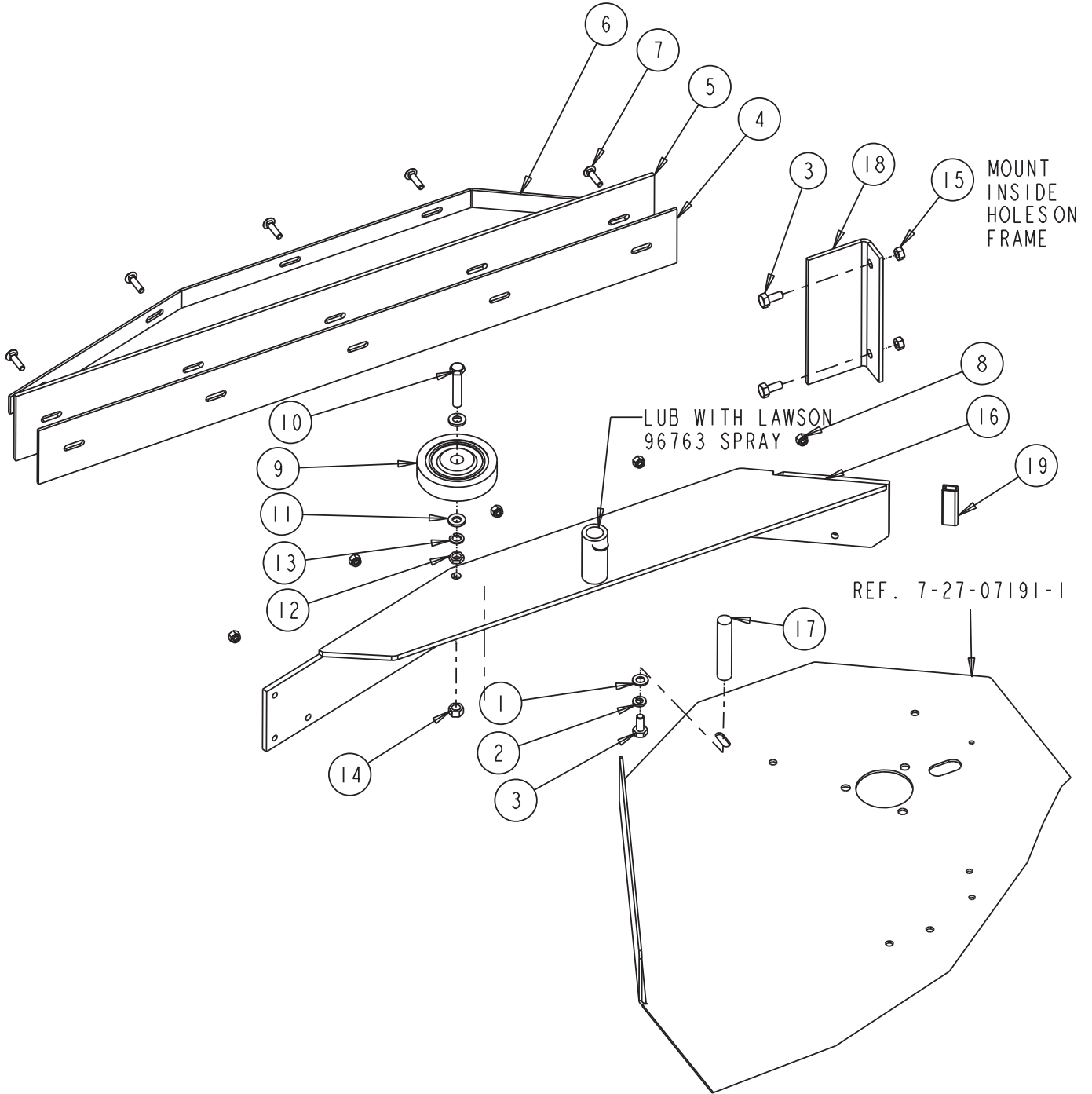
Item	Ref. No.	Qty	Description
1	7-27-07191-1	1	Scrub Deck (34")
2	7-08-00913	4	Bracket, Brush Arm
3	7-08-00914	1	Bracket, Brush Load
4	7-03-04176	4	Link, Brush Frame
5	2-00-04602	2	Clamp
6	2-00-02310	6	Lock Washer, 3/8" Helical Spring
7	7-33-09034	2	Hub, Brush Driver
8	7-20-00006	2	Brush Driver (Male W/ Hub)
9	2-00-03214	2	Cap Screw, 5/16-18 X 3/4 Lg Socket Head
10	2-00-01246	2	Nut, #10-24 Elastic Stop
11	2-00-00056	2	Screw, #10-24 X .75 Rhm
12	7-23-03056	8	Nut
13	2-00-02708	8	Screw, Hex Head, 5/16-18 X 1.00"
14	2-00-00644	1	4 Nut, 5/16-18 Fiber Insert Hex
15	2-00-01255	1	5 Screw, 5/16-18 X 7/8 Hex Head
16	2-00-05297	1	Nut, 3/8-16 Fiber Insert
17	2-00-00405	3	Flat Washer, 1.063 X .531 X .094
18	2-00-00596	6	Nut, 1/2-13 Hex Head
19	2-00-00233	6	Bolt, 3/8-16 X 1.0 Fin. Hex Head
20	0785-088	2	Educer Assy (Ratio 18.5 To 1)
21	0782-144	2	Rush Motor(Motor Brushesreplacement Kit: 0780-582)
22	2-00-00530	4	Lock Washer, 5/16
23	2-00-00809	4	Screw, Hshc .31-18 X 1.00
24	2-00-03169	4	Spacer
25	2-00-00706	2	Key, 1/4" Sq. X 1 1/4
26	2-00-03382	8	Spring Washer
27	2-00-05401	1	Screw, 3/8-16 Socket Head Hex



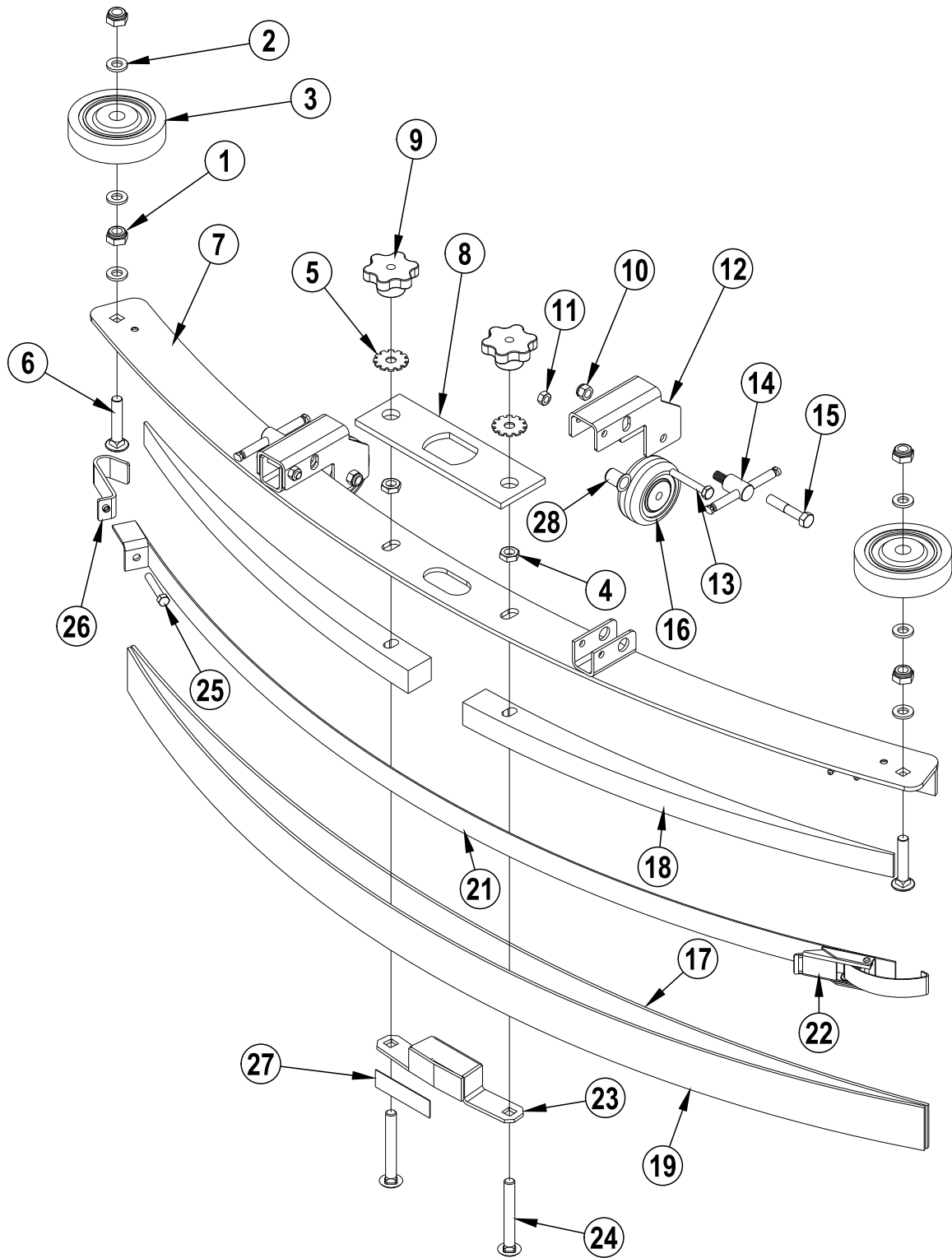
Item	Ref. No.	Qty	Description
1	7-27-07244	1	Scrub Deck (34")
2	7-08-00913	4	Bracket, Brush Arm
3	7-08-00914	1	Bracket, Brush Load
4	7-03-04176	4	Link, Brush Frame
5	2-00-04602	2	Clamp
6	2-00-02310	6	Lock Washer, 3/8" Helical Spring
7	7-33-09034	2	Hub, Brush Driver
8	7-20-00006	2	Brush Driver (Male W/ Hub)
9	2-00-03214	2	Cap Screw, 5/16-18 X 3/4 Lg Socket Head
10	2-00-01246	2	Nut, #10-24 Elastic Stop
11	2-00-00056	2	Screw, #10-24 X .75 Rhm
12	7-23-03056	8	Nut
13	2-00-02708	8	Screw, Hex Head, 5/16-18 X 1.00"
14	2-00-00644	10	Nut, 5/16-18 Fiber Insert Hex
15	2-00-01255	10	Screw, 5/16-18 X 7/8 Hex Head
16	2-00-05297	1	Nut, 3/8-16 Fiber Insert
17	2-00-00405	3	Flat Washer, 1.063 X .531 X .094
18	2-00-00596	6	Nut, 1/2-13 Hex Head
19	2-00-00233	6	Bolt, 3/8-16 X 1.0 Fin. Hex Head
20	2-00-03382	8	Spring Washer
21	2-00-05401	1	Screw, 3/8-16 Socket Head Hex
22	0785-100	2	Brush Motor
23	2-00-00706	2	Key, 1/4" Sq. X 1 1/4
24	7-75-01273	2	Spacer



Item	Ref. No.	Qty	Description
1	2-00-00208	3	Screw, 5/16-18 X .750 Hhc
2	2-00-00644	2	Nut, 5/16-18 Fiber Insert Hex
3	7-77-00119	1	Rubber, Lh Side Squeegee (Inner)
4	7-77-00120	1	Rubber, Lh Side Squeegee (Outer)
5	7-13-07183	1	Clamp, Lh Side Squeegee (34)
6	2-00-02196	5	Carriage Bolt, 1/4-20 Lg
7	2-00-00409	2	Flat Washer, .687 X .344 X .062
8	2-00-00530	1	5/16" Lock Washer
9	2-00-00641	5	Nut, Fiber Insert 1/4-20
10	7-86-08074	1	Tool, Lh Side Squeegee (Welded) (34")
11	7-55-08180	1	Pin, Side Squeegee Lock
12	7-08-01169	1	Bracket, Side Squeegee
13	7-21-04042	1	Edging

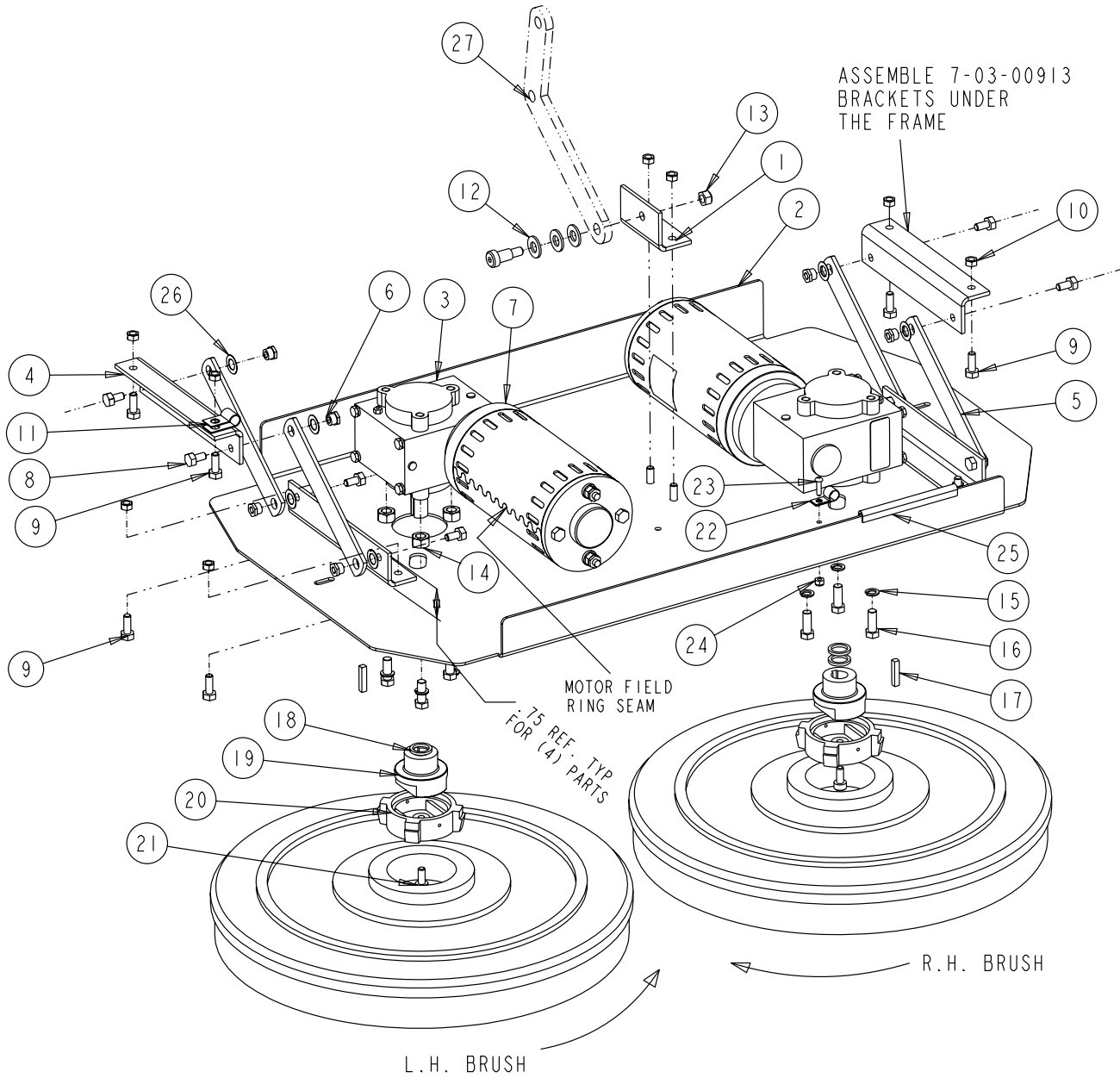


Item	Ref. No.	Qty	Description
1	2-00-00409	2	Flat Washer, .687 X .344 X .062
2	2-00-00530	1	5/16" Lock Washer
3	2-00-00208	3	Screw, 5/16-18 X .750 Hhc
4	7-77-00118	1	Rubber, Rh Side Squeegee (Inner)
5	7-77-00121	1	Rubber, Rh Side Squeegee (Outer)
6	7-13-07182	1	Clamp, Rh Side Squeegee (34 + 38)
7	2-00-02196	5	Carriage Bolt, 1/4-20 Lg
8	2-00-00641	5	Nut, 1/4-20 Fiber Insert
9	7-89-08023	1	Wheel
10	2-00-00216	1	Bolt, 3/8-16 X 2.0 Hex Head
11	2-00-00402	2	Washer, 25/64" Id X 3/4" Od
12	2-00-02369	1	Nut, 3/8-16
13	2-00-02310	1	Lock Washer, 3/8" Helical Spring
14	2-00-02360	1	Nut, 3/8-16 Hex
15	2-00-00644	2	Nut, 5/16-18 Fiber Insert Hex
16	7-86-08075	1	Tool, Rh Side Squeegee (Welded) (34 In.)
17	7-55-08180	1	Pin, Side Squeegee Lock
18	7-08-01169	1	Bracket, Side Squeegee
19	7-21-04042	1	Edging

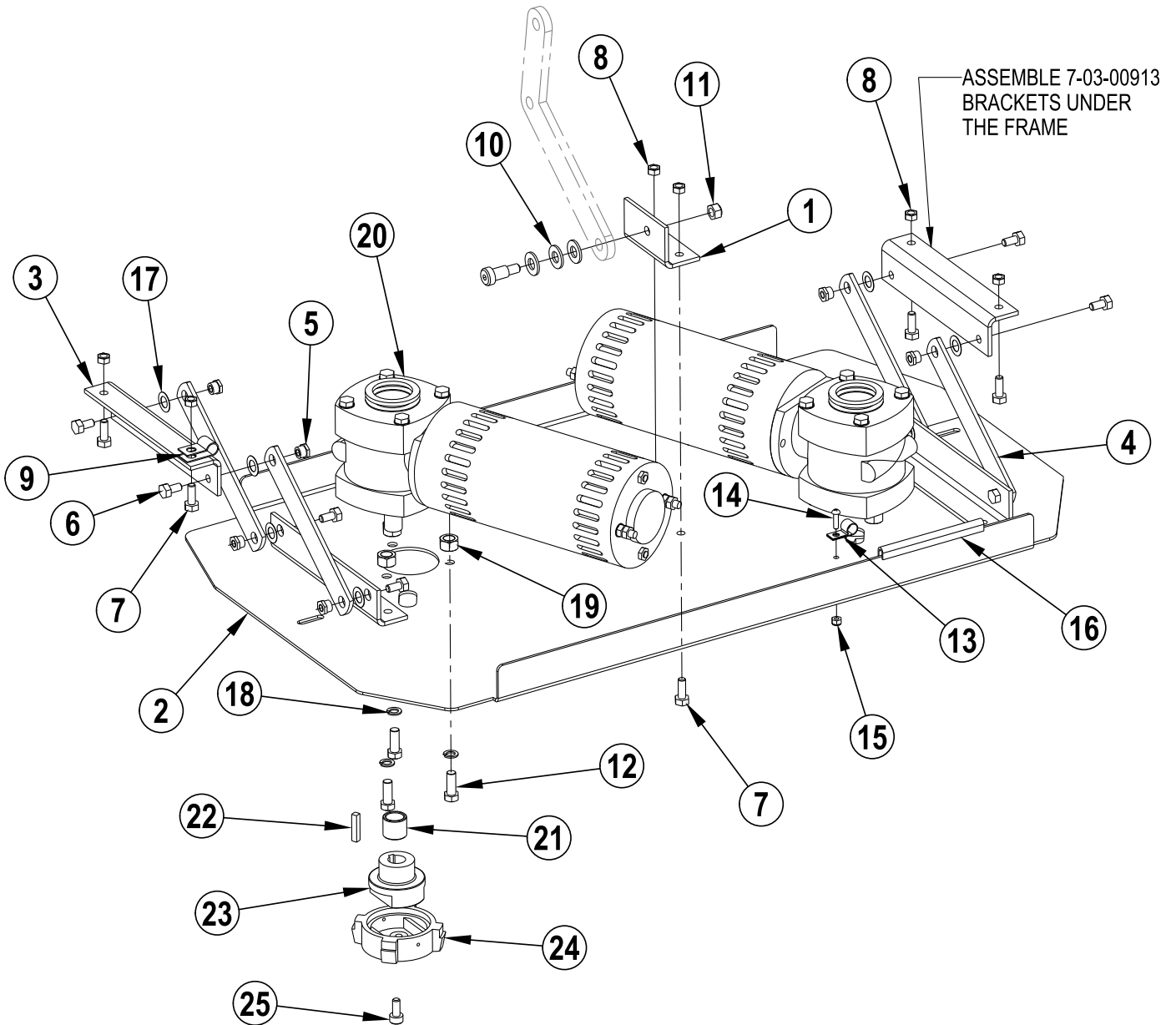


Item	Ref. No.	Qty	Description
	56109399	1	Squeegee Assy
1	2-00-00643	4	Nut, Nyl Loc 3/8-16
2	2-00-00402	6	Washer
3	7-89-08023	2	Wheel
4	81301A	6	Jam Nut, 3/8-16
6	56003608	2	Scr, Carriage 3/8-16 X 2.00
7	69674A	1	Weldment, Squeegee Frame
8	7-29-00243	1	Gasket, Squeegee
9	25201B	2	Knob, Clamping
10	920110	2	Lock Nut, 5/15
11	81104A	2	Lock Nut, 1/4
12	65975A	2	Bracket, Wheel Mount
13	85702A	2	Screw, 1/4 X 1.75 Hex
14	64905A	2	"T" Handle
15	85816A	2	Screw, 5/16-18 X 1.75 Hex
16	59971A	2	Wheel, Guide
17	30717A	1	Blade, Inner Ribbed
18	38711A	2	Spacer, Squeegee
19	30913A	1	Blade, Outer
[20]	170932	2	Rivet, 3/16 Ss Pop
21	62443A	1	Weldment, Clamp
22	55722A	1	Latch, Holding
23	62712A	1	Air Duct
24	80011A	2	Screw, 3/8-16 X 3.0 Carriage
25	86004A	1	Screw, 1/4-20 X 1.50 Hex
26	62421A	1	End Clamp
27	37016A	1	Grip Pad
28	54766A	2	Insert, 5/16-24 Threaded

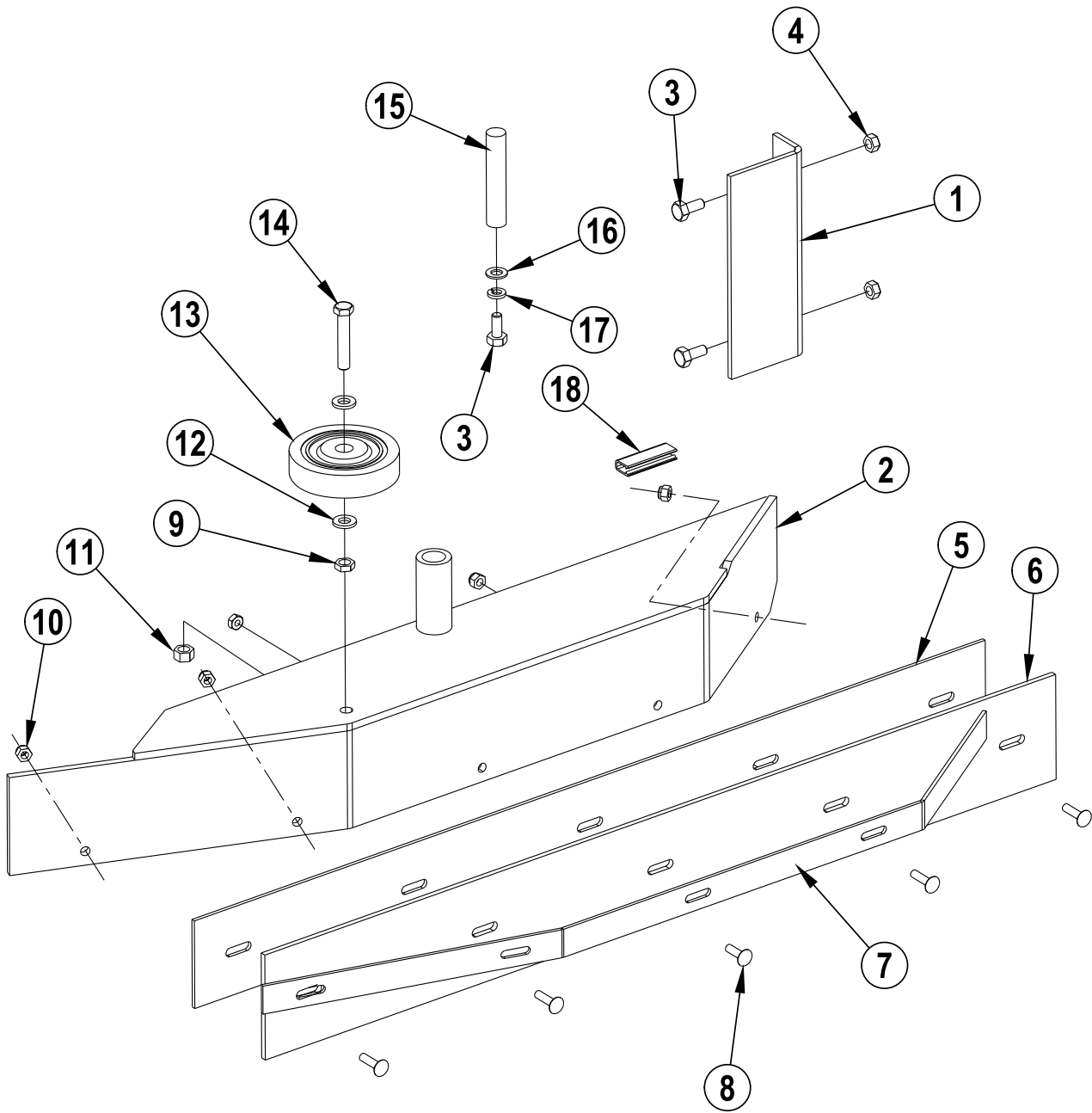
[] = Not Shown



Item	Ref. No.	Qty	Description
1	7-08-01149	1	Bracket, 38" Scrub Deck
2	7-27-07192-1	1	Scrub Deck (38")
3	0785-088	2	Reducer Assy (Ratio 18.5 To 1)
4	7-08-00913	4	Bracket, Brush Arm
5	7-03-04176	4	Link, Brush Frame
6	7-23-03056	8	Nut
7	0782-144	2	Brush Motor(Motor Brushes Replacement Kit: 0780-582)
8	2-00-00213	8	Screw, 0.313 X 0.625 Hhc
9	2-00-01255	10	Screw, 5/16/2018 X 8-Jul Lg Hex Head
10	2-00-00644	9	Hex Nut, 5/16/2018 Insert Fiber
11	2-00-04873	1	Cable Clamp
12	2-00-00405	3	Flat Washer, 1.063 X 0.531 X 0.094
13	2-00-05297	1	Nut, 3/8/2016 Fiber Insert
14	2-00-00596	6	Hex Nut, 1/2/2013
15	2-00-02310	6	Lock Washer, 3/8" Helical Spring
16	2-00-00233	6	Bolt, Hex Head, Finished, 3/8/2016 X 1
17	2-00-00706	2	1/4" Sq. X 1 4-Jan Key
18	2-00-03169	4	Spacer
19	7-33-09034	2	Hub Brush Driver
20	7-20-00006	2	Brush Driver-Male With Hub
21	2-00-03214	2	Screw, Socket Head Cap, 5/16/2018 X 4-Mar Lg
22	2-00-04602	1	Clamp
23	2-00-00056	1	Screw, #10-24 X 0.75 Rhm
24	2-00-01246	1	Nut, #10-24 Elastic Stop
25	8-21-04016	1	Bumper
26	2-00-03382	Ref.	Spring Washer
27	7-03-04239	Ref.	Arm,Deck

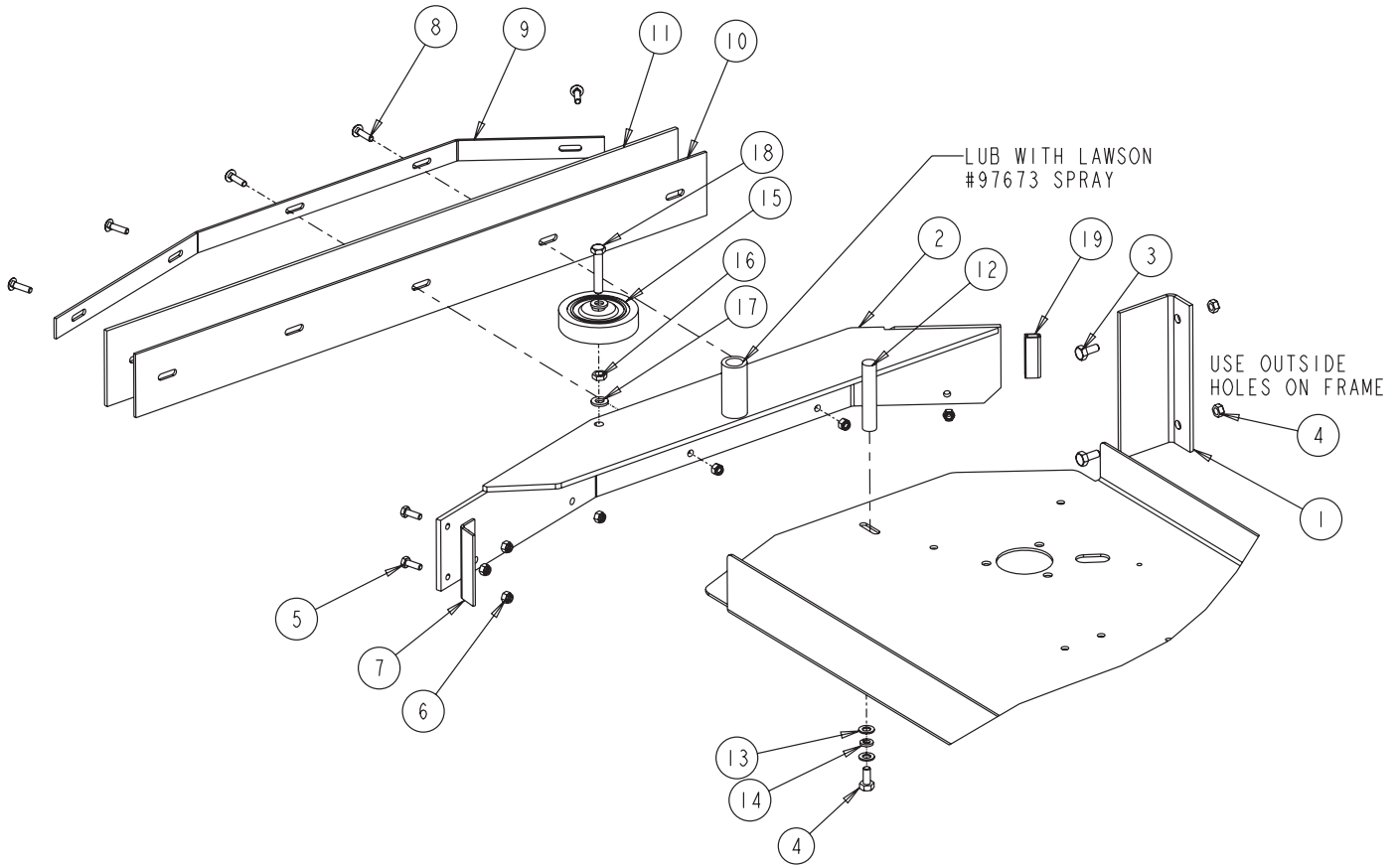


Item	Ref. No.	Qty	Description
1	7-08-01149	1	Bracket, 38" Scrub Deck
2	7-27-07245	1	Scrub Deck (38")
3	7-08-00913	4	Bracket, Brush Arm
4	7-03-04176	4	Link, Brush Frame
5	7-23-03056	8	Nut
6	2-00-00213	8	Screw, .313 X .625 Hhc
7	2-00-01255	10	Screw, 5/16-18 X 7/8 Lg Hex Head
8	2-00-00644	10	Hex Nut, 5/16-18 Insert Fiber
9	2-00-04873	1	Cable Clamp
10	2-00-00405	3	Flat Washer, 1.063 X .531 X .094
11	2-00-05297	1	Nut, 3/8-16 Fiber Insert
12	2-00-00233	6	Bolt, Hex Head, Finished, 3/8-16 X 1.00
13	2-00-04602	1	Clamp
14	2-00-00056	1	Screw, #10-24 X .75 Rhm
15	2-00-01246	1	Nut, #10-24 Elastic Stop
16	8-21-04016	1	Bumper
17	2-00-03382	Ref.	Spring Washer
18	2-00-02310	6	Lock Washer, 3/8" Helical Spring
19	2-00-00596	6	Hex Nut, 1/2-13
20	0785-100	2	Motor, Beveled Gear
21	7-75-01273	2	Spacer
22	2-00-00706	2	1/4" Sq. X 1 1/4 Key
23	7-33-09034	2	Hub Brush Driver
24	7-20-00006	2	Brush Driver-Male With Hub
25	2-00-03214	2	Screw, Socket Head Cap, 5/16-18 X 3/4 Lg

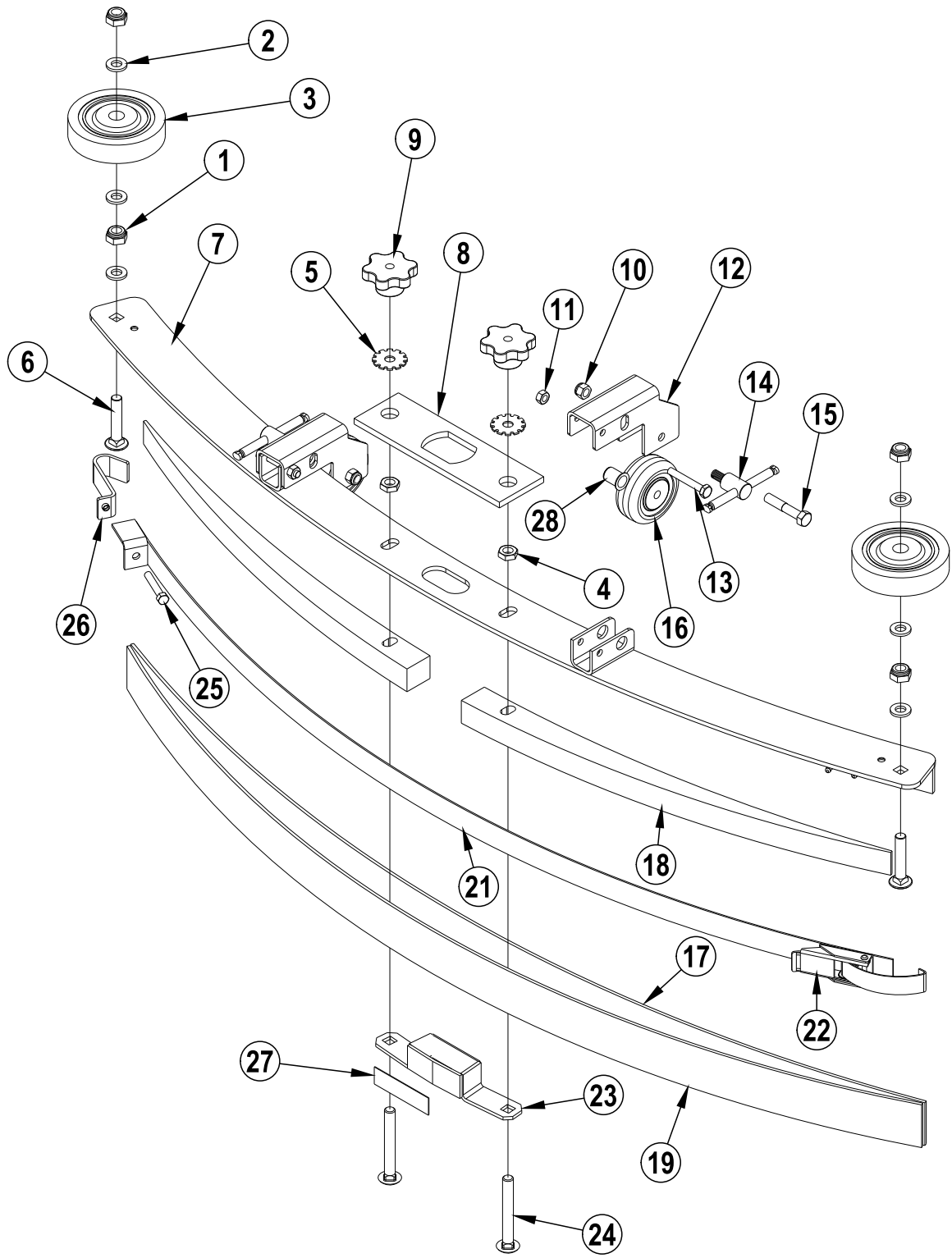


Item	Ref. No.	Qty	Description
1	7-08-01169	1	Bracket, Side Squeegee
2	7-86-08076	1	Tool, Lh Side Squeegee (Welded) (38")
3	2-00-00208	3	Screw, 5/16-18 X .750 Hhc
4	2-00-00644	2	Nut, 5/16-18 Fiber Insert Hex
5	7-77-00118	1	Rubber-Lh Side Squeegee (Inner)
6	7-77-00121	1	Rubber-Lh Side Squeegee (Outer)
7	7-13-07182	1	Clamp- Rh Side Squeegee (34 + 38)
8	2-00-02196	5	Carriage Bolt, 1/4-20 Lg
9	2-00-02369	1	Nut, 3/8-16
10	2-00-00641	5	Nut, Fiber Insert 1/4-20
11	2-00-02360	1	Nut, 3/8-16 Hex
12	2-00-00402	2	Washer, 25/64" Id X 3/4" OD
13	7-89-08023	1	Wheel
14	2-00-00216	1	Bolt, 3/8-16 X 2.0 Hex Head
15	7-55-08180	1	Pin, Side Squeegee Lock
16	2-00-00409	1	Flat Washer, .687 X .344 X .062
17	2-00-00530	1	Lock Washer, 5/16"
18	7-21-04042	1	Edging

DO NOT OVER TIGHTEN
TO BENT ITEM #8

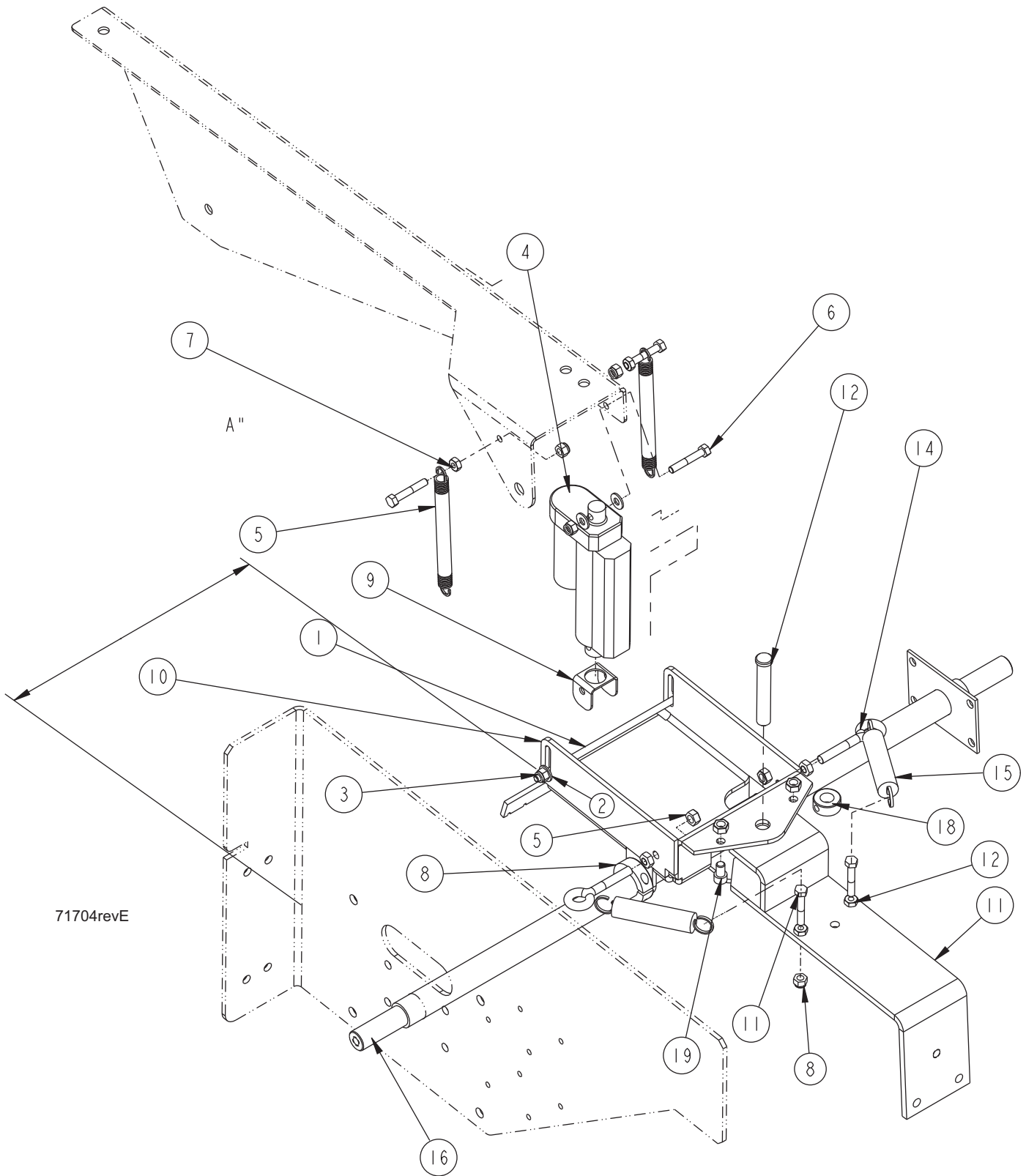


Item	Ref. No.	Qty	Description
1	7-08-01169	1	Bracket, Side Squeegee
2	7-86-08075	1	Tool, Rh Side Squeegee (Welded) (34 + 38)
3	2-00-00208	3	Screw, 5/16-18 X .750 Hhc
4	2-00-00644	2	Nut, Hex, Insert Fiber, 5/16-18
5	2-00-00221	2	Bolt, 1/4-20 X 3/4 Lg Fin. Hex Head
6	2-00-00641	7	Nut, 1/4-20 Fiber Insert
7	7-08-07106	1	Bracket, 38 Squeegee Spacer
8	2-00-02196	5	Carriage Bolt, 1/4-20 Lg
9	7-13-07182	1	Clamp, Rh Side Squeegee (34 + 38)
10	7-77-00118	1	Rubber, Rh Side Squeegee (Inner)
11	7-77-00121	1	Rubber, Rh Side Squeegee (Outer)
12	7-55-08180	1	Pin, Side Squeegee Lock
13	2-00-00409	2	Flat Washer, .687 X .344 X .062
14	2-00-00530	1	Lock Washer, 5/16
15	7-89-08023	1	Wheel
16	2-00-02369	1	Nut, 3/8-16
17	2-00-00402	2	Washer, 25/64 Id X 3/4 OD
18	2-00-00216	1	Bolt, 3/8-16 X 2.0 Hex Head
19	7-21-04042	1	Edging



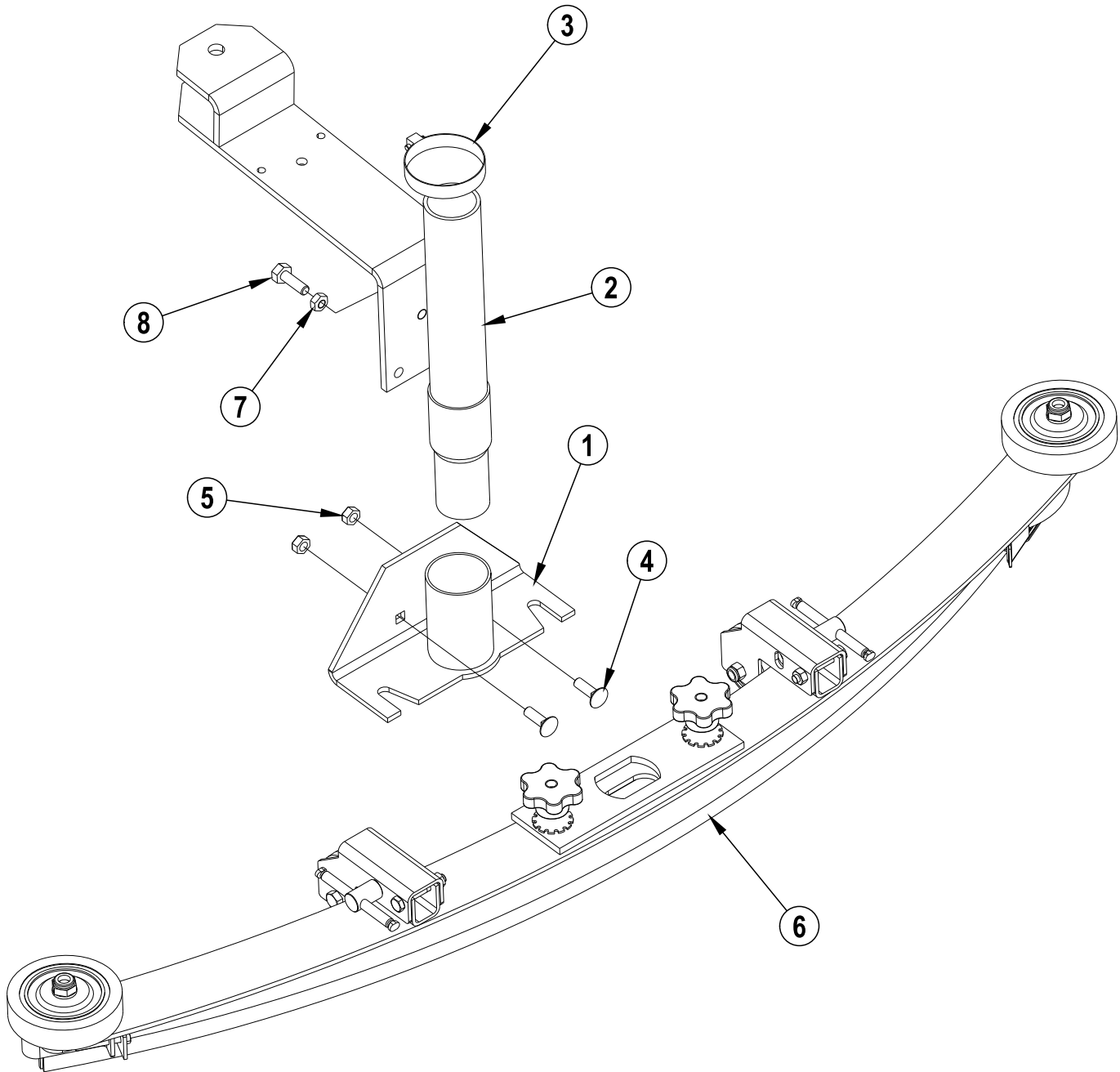
Item	Ref. No.	Qty	Description
	56109400	1	Squeegee Assy
1	2-00-00643	4	Nut, Nyl Loc 3/8-16
2	2-00-00402	6	Washer
3	7-89-08023	2	Wheel
4	81301A	6	Jam Nut, 3/8-16
6	56003608	2	Scr, Carriage 3/8-16 X 2.00
7	69675A	1	Weldment, Squeegee Frame
8	7-29-00243	1	Gasket, Squeegee
9	25201B	2	Knob, Clamping
10	920110	2	Lock Nut, 5/15
11	81104A	2	Lock Nut, 1/4
12	65975A	2	Bracket, Wheel Mount
13	85702A	2	Screw, 1/4 X 1.75 Hex
14	64905A	2	"T" Handle
15	85816A	2	Screw, 5/16-18 X 1.75 Hex
16	59971A	2	Wheel, Guide
17	30718A	1	Blade, Inner Ribbed
18	38715A	2	Spacer, Squeegee
19	30935A	1	Blade, Outer
[20]	170932	2	Rivet, 3/16 Ss Pop
21	62444A	1	Weldment, Clamp
22	55722A	1	Latch, Holding
23	62712A	1	Air Duct
24	80011A	2	Screw, 3/8-16 X 3.0 Carriage
25	86004A	1	Screw, 1/4-20 X 1.50 Hex
26	62421A	1	End Clamp
27	37016A	1	Grip Pad
28	54766A	2	Insert, 5/16-24 Threaded

[] = Not Shown



71704revE

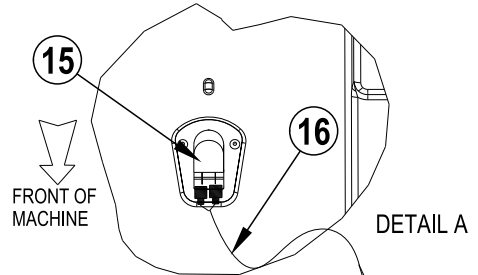
Item	Ref. No.	Qty	Description
1	7-80-05081	1	Threaded Rod
2	2-00-03702	4	Washer, .625 X .281 X .063
3	2-00-00641	7	Nut, 1/4-20 Fiber Insert
4	0782-139	1	Actuator
5	7-76-00102	2	Spring, Transmission Centering
6	2-00-00203	5	Screw, 1/4-20 X 1.50 Hex Head
7	2-00-00594	4	Nut, 1/4-20 Hex
8	2-00-04321	2	Collar-Setscrew
9	7-08-02021	1	Bracket, Squeegee Actuator
10	7-08-01136	1	Bracket, Squeegee Lift
11	7-03-04235	1	Arm, Rear Squeegee
12	2-00-05484	1	Pin, Rear Squeegee Pivot
13	2-00-00644	4	Nut, 5/16-18 Fiber Insert Hex
14	2-00-05920	2	Eye Bolt, 5/16-18 X 7/8 X .63 ld
15	7-76-00126	2	Spring
16	7-03-09015	Ref.	Axle, Rear Wheels
17	2-00-00585	2	Nut, 5/16-18 Hex
18	2-00-03589	1	Collar
19	2-00-03335	2	Screw, 5/16-18 X .50 Shcs



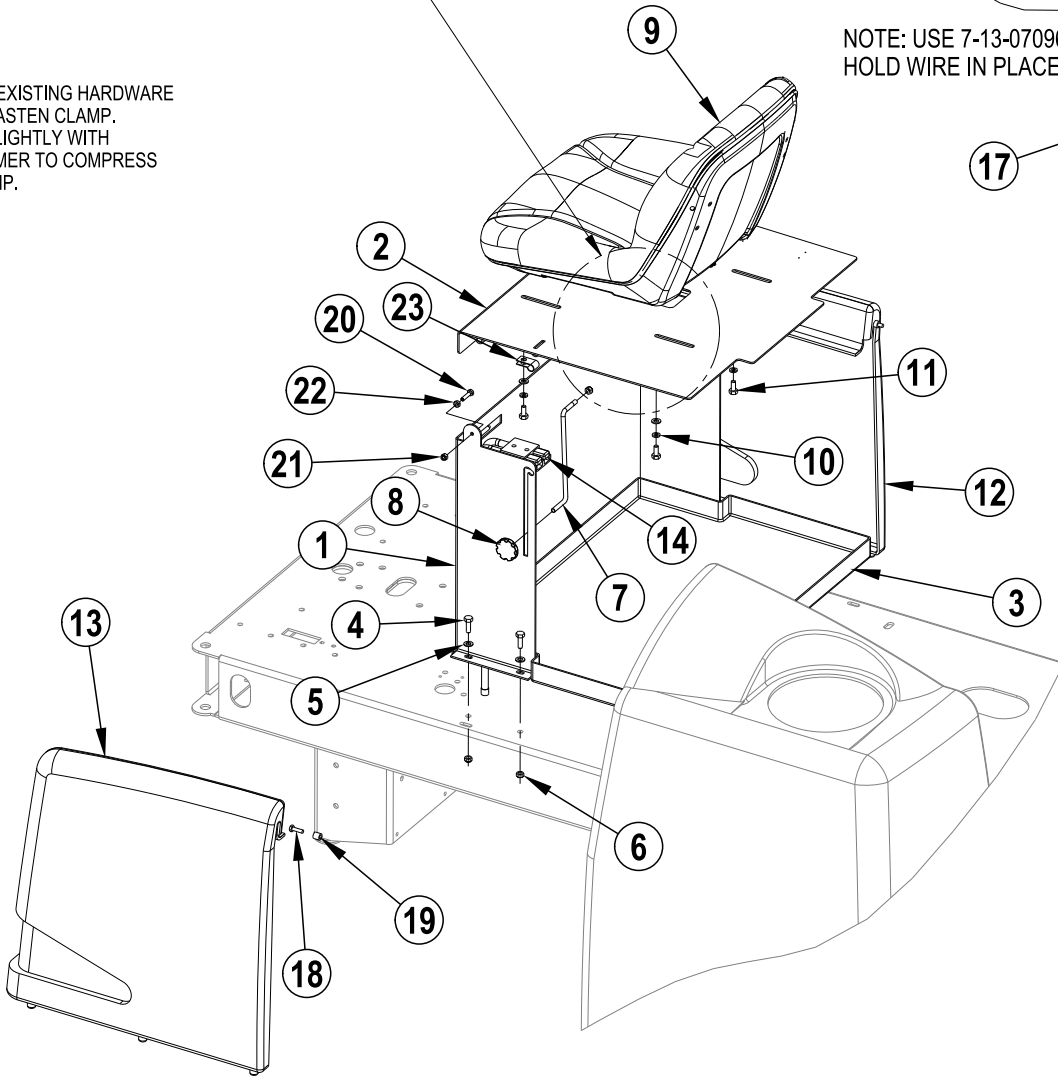
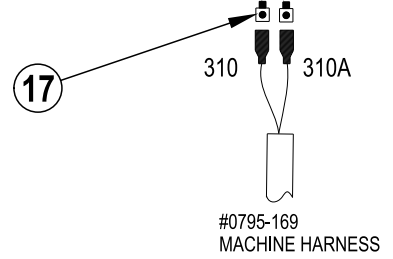
Item	Ref. No.	Qty	Description
1	7-25-02096	1	Fitting-Sq Mtg Weldment
2	7-33-02377	1	Hose
3	2-00-02216	1	Hose Clamp
4	2-00-00196	2	Carriage Bolt, .31-18 X 1.0
5	2-00-00644	2	Hex Nut, 5/16-18 Fiber Insert
6	56109399	1	34" Squeegee Assy.
	56109400		38" Squeegee Assy.
7	2-00-00585	1	Hex Nut, 5/16-18
8	2-00-02708	1	Screw, 5/16-18 X 1.0 Hex Head

USE EXISTING HARDWARE TO FASTEN CLAMP. TAP LIGHTLY WITH HAMMER TO COMPRESS CLAMP.

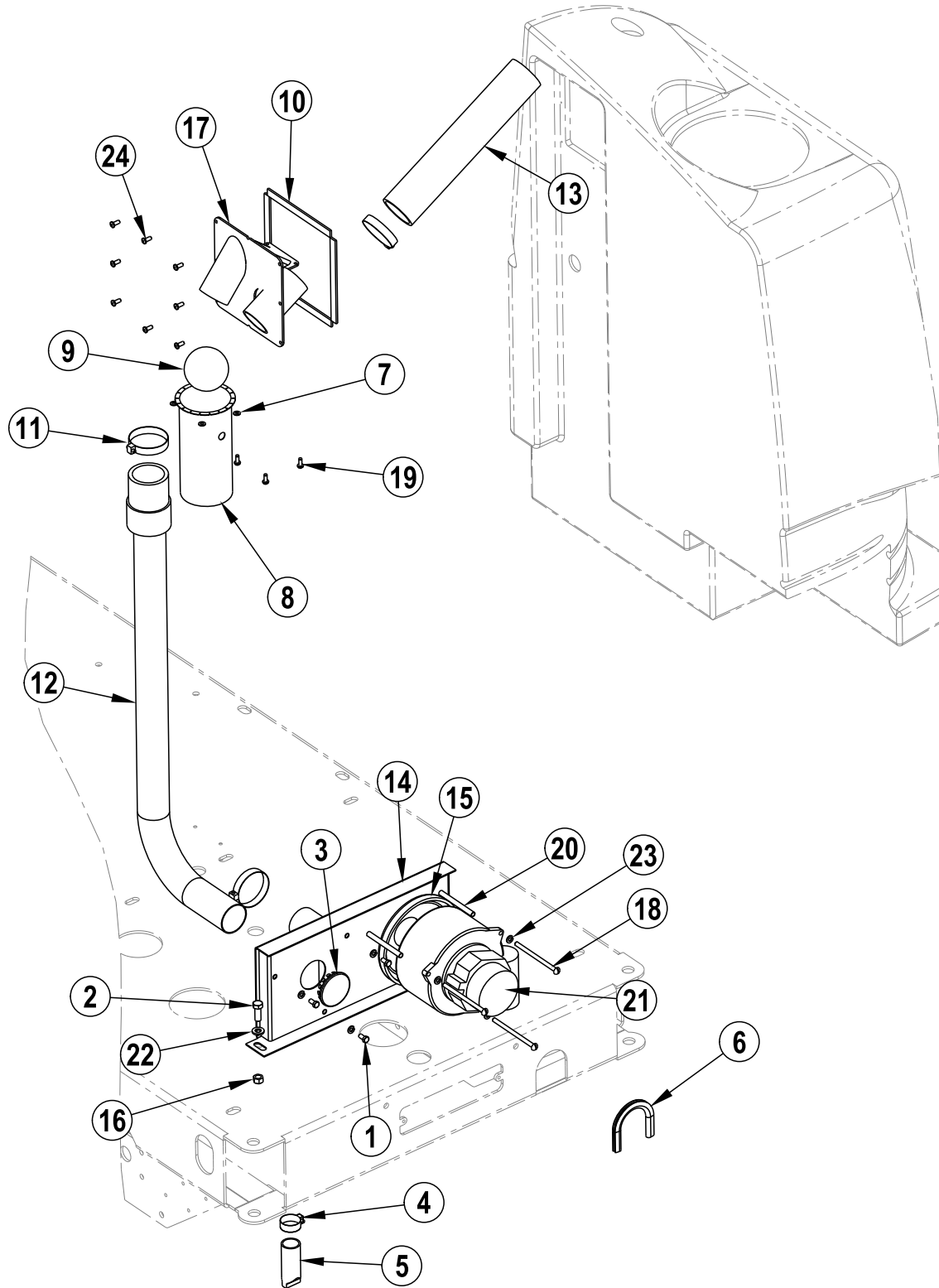
SEE DETAIL A



NOTE: USE 7-13-07096 TO HOLD WIRE IN PLACE

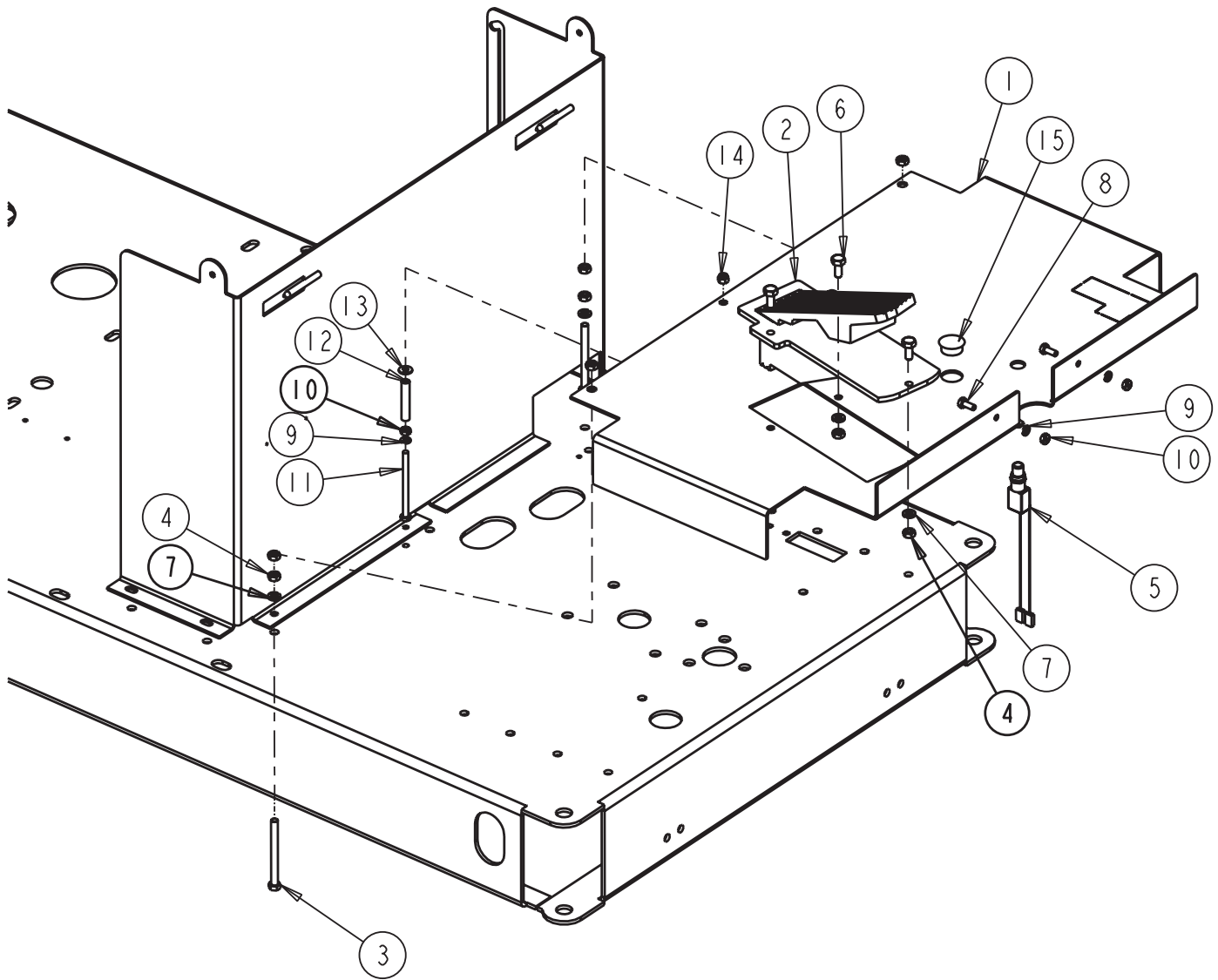


Item	Ref. No.	Qty	Description
1	7-52-00195	1	Panel-Seat Weldment
2	7-16-07500	1	Seat Deck Weldment
3	8-51-05016	1	Pan-Battery
4	2-00-02708	4	Screw, Hex Head, 5/16-18 X 1.00"
5	2-00-00409	8	Flat Washer, .687 X .344 X .062
6	2-00-00644	5	Nut, Hex, Insert Fiber, 5/16-18
7	7-66-00186	1	Rod-Seat Panel
8	7-39-00006	1	Knob
9	8-69-00022	1	Seat
10	2-00-00530	4	5/16" Lock Washer
11	2-00-00208	4	Screw, 5/16-18 X .750 Hhc
12	7-16-07405	1	Cover - R.H. Side
13	7-16-07404	1	Cover-Side
14	0795-176	1	Anderson Battery Cable
15	7-82-00050	1	Switch
16	56109403	1	Wire Harness
17	2-00-04551	1	Terminal .156 Fisc Insulated Male Bullet
18	2-00-01490	2	1/4-20 X 0.875", Hex Head Screw
19	8-75-01205	2	Spacer-Blower Mtg
20	2-00-02588	2	Bolt, 1/4-20 X 1-1/8
21	2-00-00641	2	Nut, Fiber Insert 1/4-20
22	2-00-00594	2	Nut, Hex 1/4-20
23	2-00-04873	1	Cable Clamp

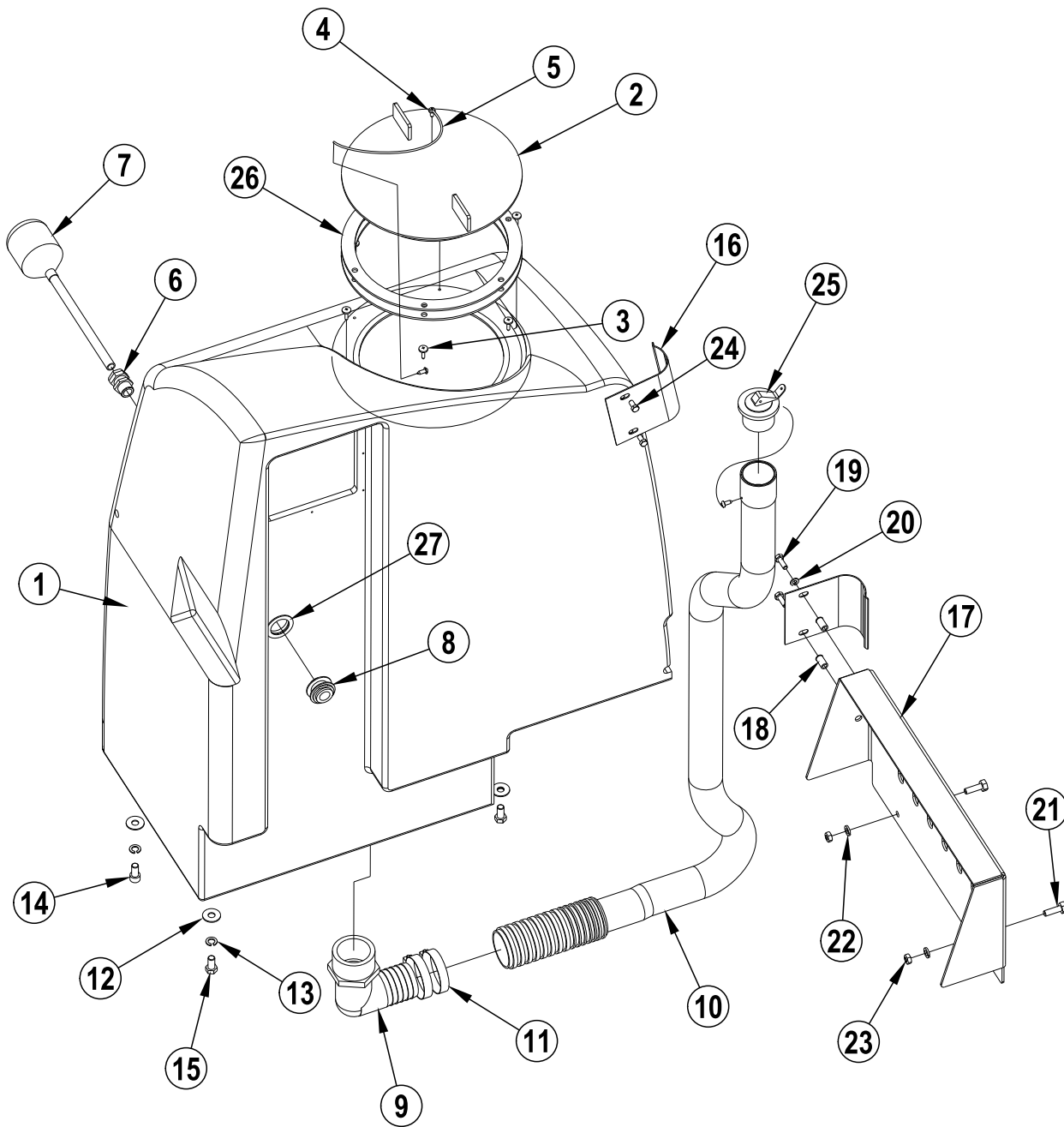


Item	Ref. No.	Qty	Description
1	2-00-00219	3	Bolt, Hex Head, Finished, 1/4-20
2	2-00-00233	2	Bolt-Hex Head, Finished, 3/8-16 X 1.00
3	2-00-04431	1	Cap
4	2-00-02220	1	Clamp, Hose
5	8-88-00016	1	Dust Unloader Valve
6	7-21-04050	1	Edging, Frame
7	2-00-00466	4	Flat Washer - .625 X .203 X .031
8	7-10-04008	1	Float Cage
9	7-26-04012	1	Float-Recovery
10	7-29-00281	4	Gasket
11	2-00-02216	3	Hose Clamp
12	7-33-02373	1	Hose-Flexible
13	7-33-02408	1	Hose-Flexible (12 In. Lg.)
14	7-48-00033-1	1	Manifold-Vacuum (Weldment)
15	2-22-00003	1	Motor, Mounting Ring
16	2-95-04182	2	Nut, Hex, Stop, 3/8-16
17	7-58-05327	1	Plate-Vac Inlet (Welded)
18	2-00-05395	3	Screw, 1/4-20 X 4.00, Slotted
19	2-00-03940	4	Screw-T/C Hh #10-24 X .50 Lg
20	7-75-01184	3	Spacer
21	0782-124	1	Vac Fan
[]	0775-186	2	Carbon Brushes
22	2-00-00402	2	Washer, 25/64" Id X 3/4" Od
23	2-00-00518	6	Washer,Lock,1/4" Helical Spring
24	56009191	8	Scr, Pan Phil Plastite 10-14 x .50

[] = Not Shown

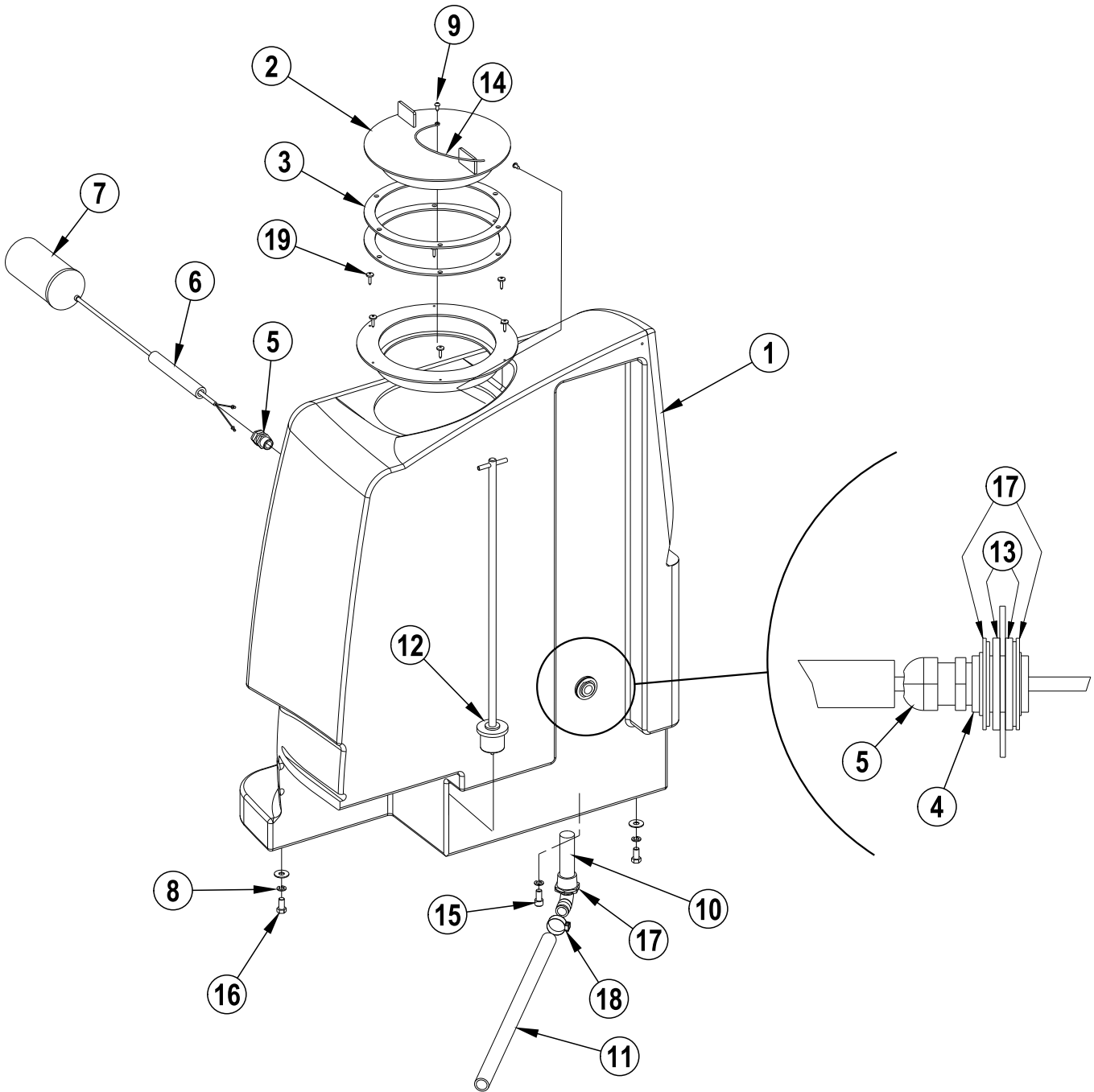


Item	Ref. No.	Qty	Description
1	7-52-00191	1	Panel, Floor
2	7-55-00038	1	Pedal, Fwd/Rev
3	2-00-05164	3	31-18 X 3.50 Gr5 Full Thread
4	2-00-00585	1	Hex Nut, 5/16-18
5	8-82-00030	1	Switch, Push Button Horn
6	2-00-00208	3	Screw, 5/16-18 X .750 Hhc
7	2-00-00530	6	5/16" Lock Washer
8	2-00-00220	2	Screw, 1/4-20 X .625 Hhc
9	2-00-00518	2	Lock Washer, 1/4" Helical Spring
10	2-00-00594	2	Hex Nut, 1/4-20
11	2-00-04596	1	Screw, 1/4-20 X 3.50" Hex Head
12	8-75-01203	1	Spacer, 3/8 Od X .277 Id X 2.06 Lg
13	2-00-03702	1	Washer, .625 X .281 X .063
14	2-00-00641	1	Nut, 1/4-20 Fiber Insert
15	2-00-05530	1	Plug, Hole (1.00 Dia Opening)



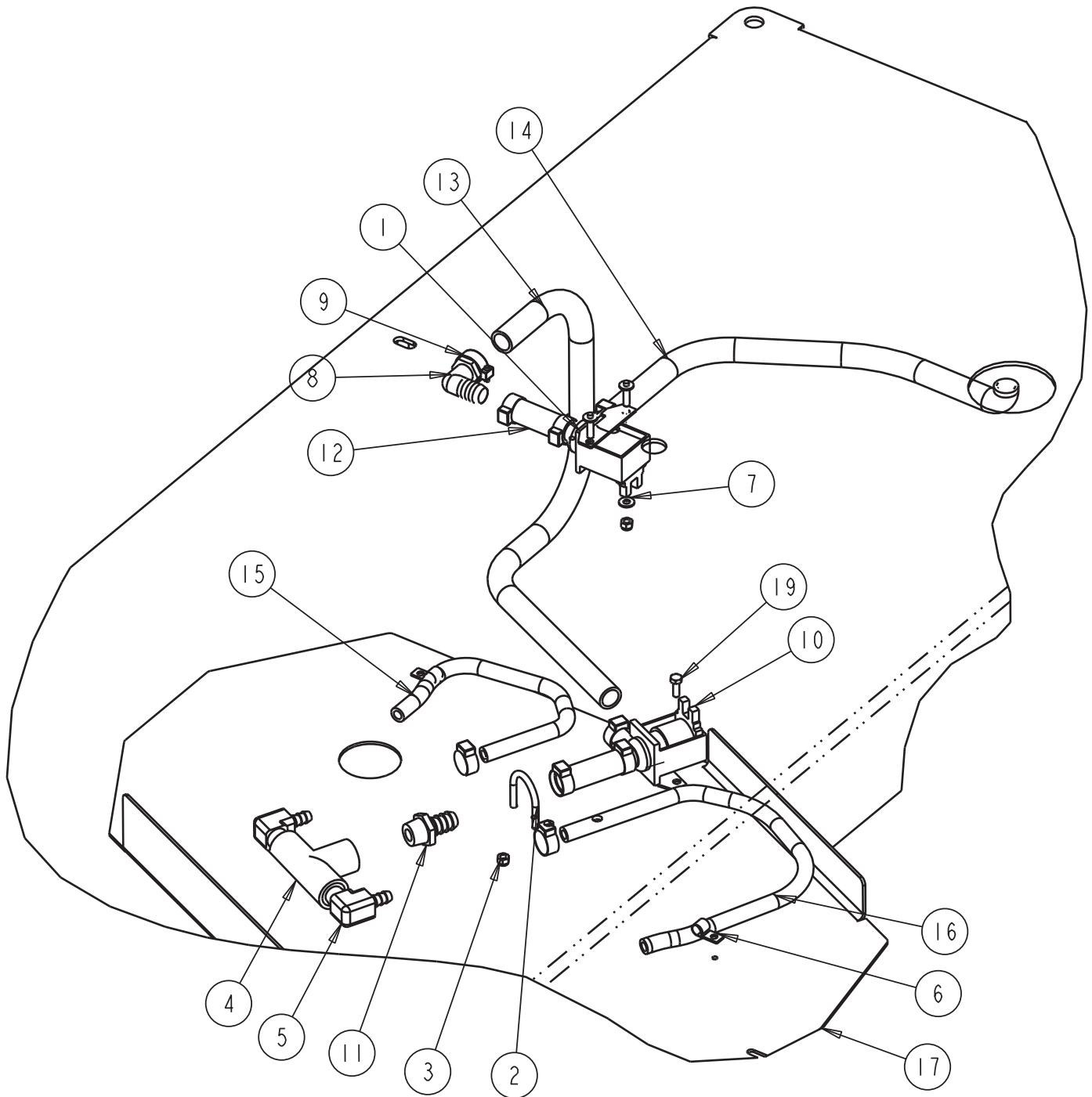
Item	Ref. No.	Qty	Description
1	7-83-04211	1	Recovery Tank NOTE 1
2	7-16-07399	1	Cover, Tank Access
3	2-00-01994	6	Screw Tf/Prh #8-15 X 3/4 Lg
4	2-00-03466	3	Screw #10-16 X.5 Self Tapping
5	7-13-05064	1	Chain
6	7-09-01122	1	Bushing
7	0775-164	1	Float Switch (Gray)
8	7-09-01124	1	Bulkhead Fitting
9	2-00-05900	1	Elbow Barbed Fitting 1-1/2 X 2 Npt, Nylon
10	7-33-02591	1	Hose Assembly, Drain
11	2-00-02216	2	Hose Clamp
12	2-00-03979	3	Flat Washer, 1.00 X .39 X .062
13	2-00-02310	3	Washer-Lock, 3/8", Helical Spring
14	2-00-03044	1	Screw-Hshc, .38-16 X .75
15	2-00-00232	2	Bolt-Hex Head, Finished, 3/8-16
16	7-08-01138	2	Bracket, Drain Hose
17	7-30-05114	1	Guard-Vac Motor
18	2-00-05261	2	Threaded Insert- 1/4-20
19	2-00-00221	2	Bolt-Hex Head, Finished, 1/4-20x3/4 Lg
20	2-00-00518	2	Washer, Lock, 1/4", Helical Spring
21	2-00-00206	2	Bolt 5/16-18, 3/4 Lg
22	2-00-00530	2	5/16" Lock Washer
23	2-00-00585	2	5/16-18, Hex Nut
24	2-00-00219	2	Bolt, Hex Head, Finished, 1/4-20
25	7-25-02033	1	Plug, Hose
26	7-29-00277	2	Gasket-Tank Lid
27	56003770	1	Wsh, FLT SS 1.13 x 1.62 x .06

NOTE 1: If Replacing Item #1, You must also order 1 of 70353A (Clarke Decal)

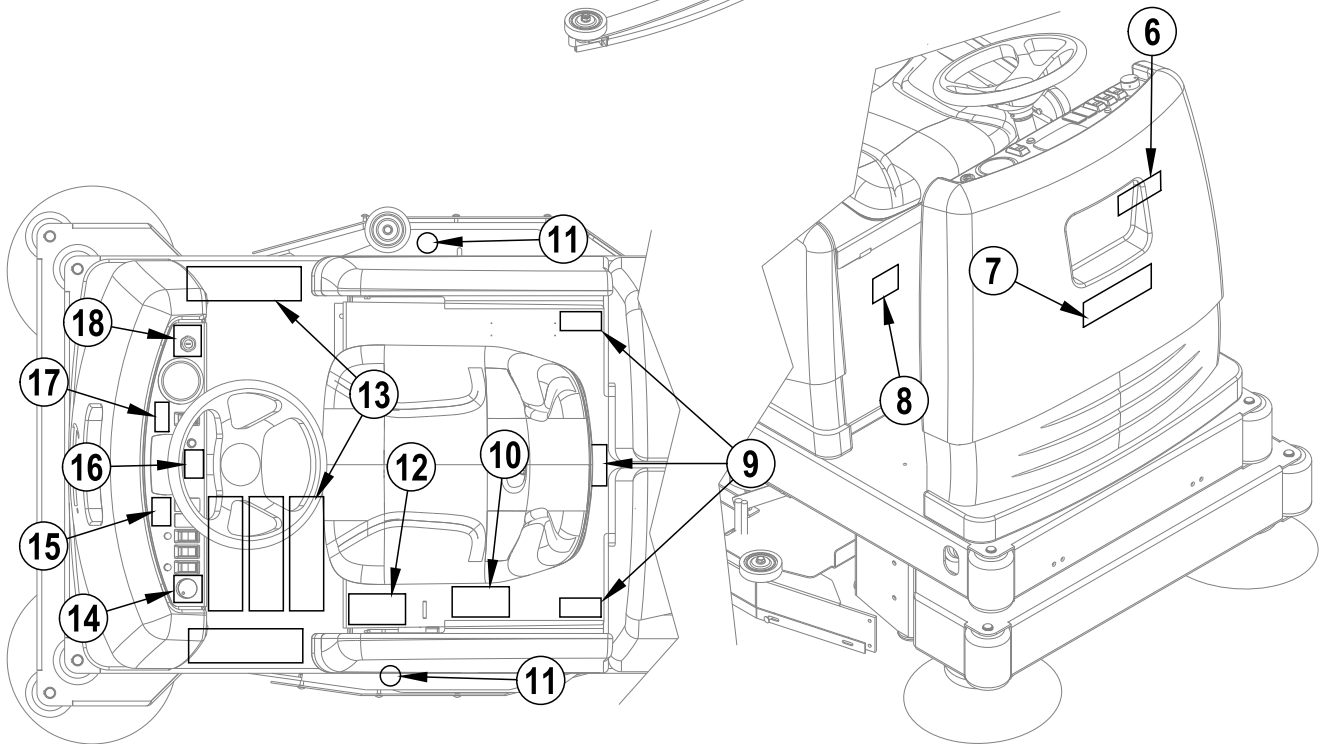
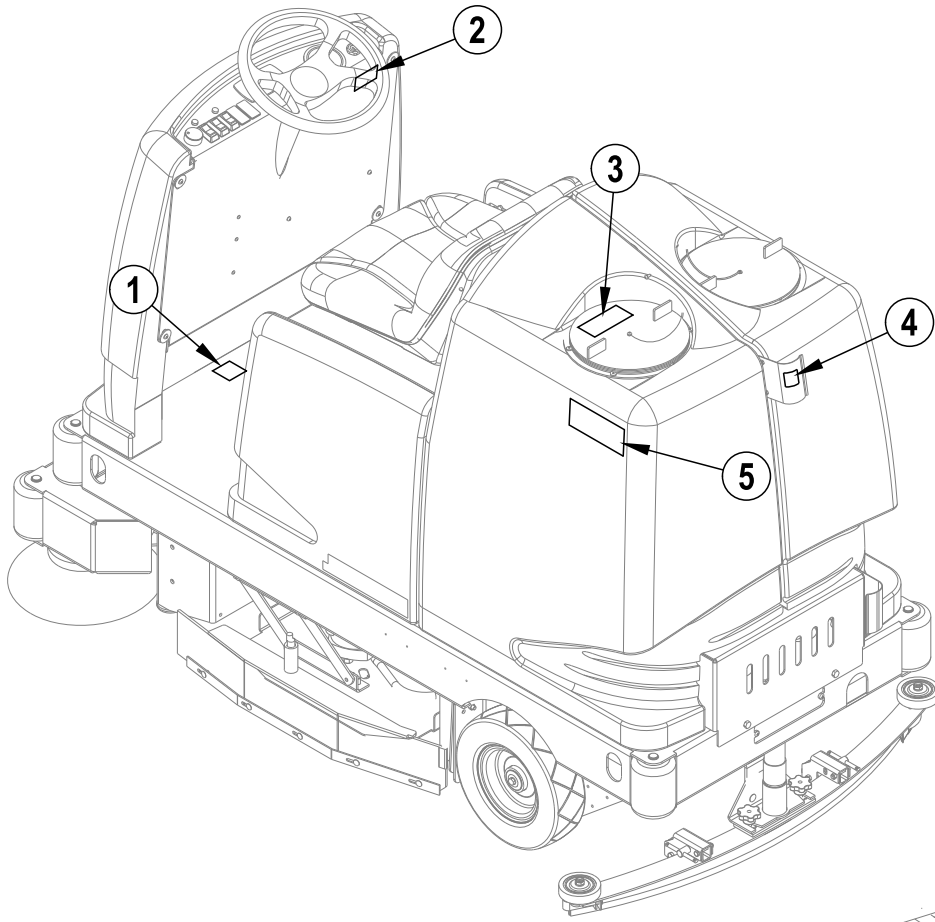


Item	Ref. No.	Qty	Description
1	7-83-04174	1	Solution Tank NOTE 1
2	7-16-07399	1	Cover, Tank Access
3	7-29-00277	2	Gasket-Tank Lid
4	7-09-01124	1	Bulkhead Fitting
5	7-09-01122	1	Bushing
6	7-87-02191	1	Tube-Float Switch
7	0775-217	1	Switch-Float Altered (Nc)
8	2-00-02310	3	Washer-Lock, 3/8", Helical Spring
9	2-00-03466	2	Screw #10 X 16.50 Zn Self Tapping
10	7-24-04056	1	Filter-Solution
11	7-33-02233	1	Hose-Sol Tank To Valve
12	7-25-02095	1	Drain Plug Assy
13	7-29-00225	2	Gasket-Blk Neopreme
14	7-13-05064	1	Chain
15	2-00-03044	1	Screw-Hshc, .38-16 X .75
16	2-00-00232	2	Bolt-Hex Head, Finished, 3/8-16
17	56003770	3	Wsh, Flt SS 1.13 x 1.62 x .06
18	2-00-02220	1	Clamp, Hose
19	2-00-01994	6	Screw TF/PRH #8-15 x .75

NOTE 1: If Replacing Item #1, You must also order 1 of 70353A (Clarke Decal)

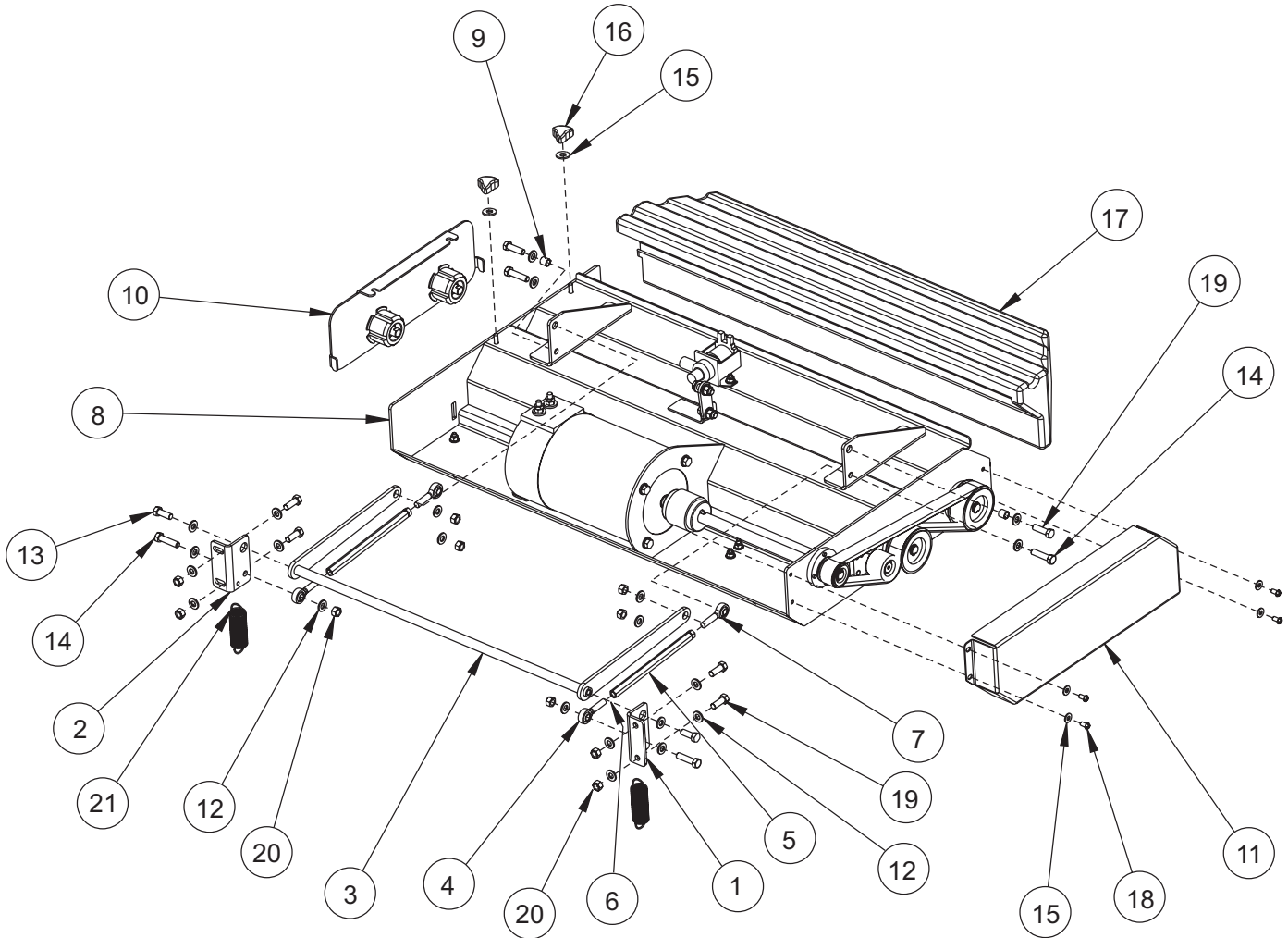


Item	Ref. No.	Qty	Description
1	7-88-00073	1	Valve-Solution (36vdc)
2	8-13-07003	1	1/4-20 U-Bolt
3	2-00-00641	4	Nut, Fiber Insert 1/4-20
4	7-25-02037	1	Fitting-Plastic (Tee)
5	2-00-05378	2	Fitting-90° Barb
6	2-00-04602	1	Clamp
7	2-00-03702	2	Washer, .625 X .281 X .063
8	2-00-05380	1	Fitting, Elbow, 3/4" X 3/4", Barbed
9	2-00-02220	1	Clamp, Hose
10	7-88-00084	1	Valve-Solution (36vdc)
11	7-25-02052	1	Fitting- 3/4 Pipe - 3/4 Barb Str.
12	7-33-02394	2	Hose-Sol Feed
13	7-33-02374	1	Hose-Sol Feed
14	7-33-02394	1	Hose-Sol Feed
15	7-33-02376	1	Hose, Solution Feed
16	7-33-02379-1	1	Hose-Solution Feed (Lh)
17	7-27-07191-1	1	Scrub Deck (34 In)
18	2-00-00641	3	Nut, Fiber Insert 1/4-20
19	2-00-00221	2	Bolt-Hex Head, Finished, 1/4-20x3/4 Lg



Item	Ref. No.	Qty	Description
1	8-18-00492	1	Decal, Horn Switch
2		1	Decal, Key Switch Warning NOTE 1
3		1	Decal, No Gasoline Or Combustibles NOTE 1
4	8-18-00496	1	Decal, Open for Drain Hose
5	56109411	2	Decal, Clarke
6		1	Decal, Electrical Hazard NOTE 1
7	56109410	1	Decal, Encore
8		1	Decal, Patents NOTE 1
9		3	Decal, Pinch Point NOTE 1
10		1	Decal, Battery Charging Warnings NOTE 1
11		2	Decal, No Step NOTE 1
12		1	Decal, Cover Could Close NOTE 1
13	8-50-05022	5	Pad, Non-Skid
14	8-18-00503	1	Decal, Solution Control
15		1	Do Not Use With Flammables NOTE 1
16	8-18-00491	1	Decal, MAX
17		1	Decal, Read Operator's Manual NOTE 1
18	8-18-00504	1	Decal, Key Switch

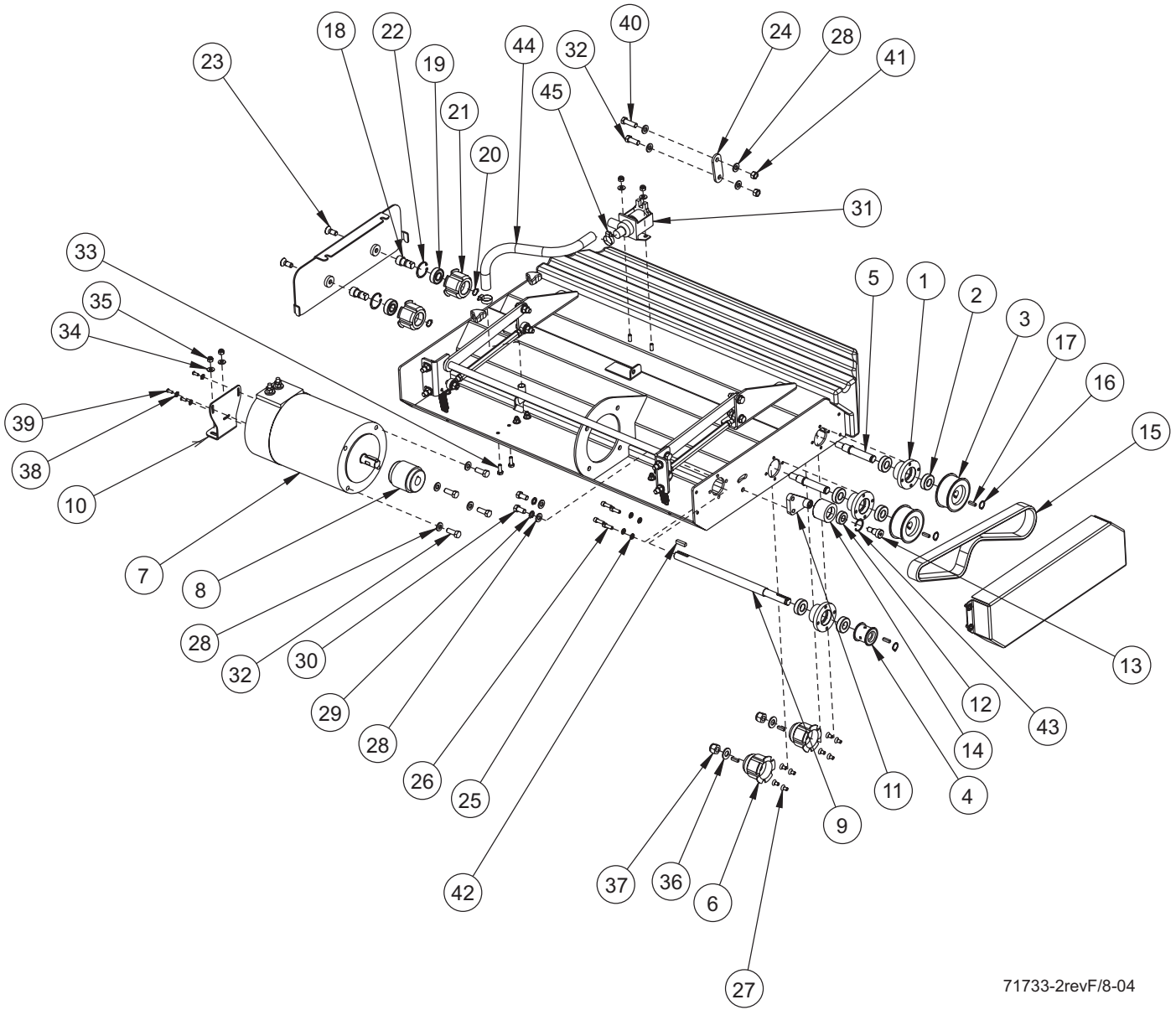
NOTE 1: WARNING/SAFETY DECALS KIT FOR YOUR Encore MAX: **0760-875**



Item	Ref. No.	Qty	Description
1	7-08-01048	1	Bracket
2	7-08-01151	1	Bracket
3	7-03-04243	1	Arm, Pivot
4	2-00-06016	2	Rod End, 3/8-24 Rh
5	7-66-00216	2	Rod, Deck
6	2-00-00611	2	Nut, 3/8-24 Jam
7	2-00-06017	2	Rod End, 3/8-24 Lh
8	7-27-07237	1	Frame, Cylindrical
9	2-00-06102	2	Bearing, 3/8 X 1/2 X 1/2
10	7-19-08080	1	Door, Brush
11	7-19-08096	1	Door, Belt
12	2-00-00402	32	Washer, 24/64 Id X 3/4 Od
13	2-00-00233	7	Bolt, 3/8-16 X 1.00 Fin. Hex Head
14	2-00-00234	4	Screw, 3/8-16 X 1.50 Hhc
15	2-00-03702	16	Washer, .625 X .281 X .063
16	7-39-00039	2	Knob
17	7-32-06036	1	Hopper, Debris
18	2-00-00054	4	Screw, 1/4-20 X .50 Rhms
19	2-00-00209	7	Bolt, 3/8-16 X 1.25 Hhc
20	2-95-04182	12	Nut, 3/8-16 Stop Hex
21	2-00-06104	2	Spring, Extension
*	7-08-03306	2	Brush, Poly Cylindrical
*	7-08-03308	2	Brush, Nylon Cylindrical
*	7-08-03310	2	Brush, Clean Grit Cylindrical

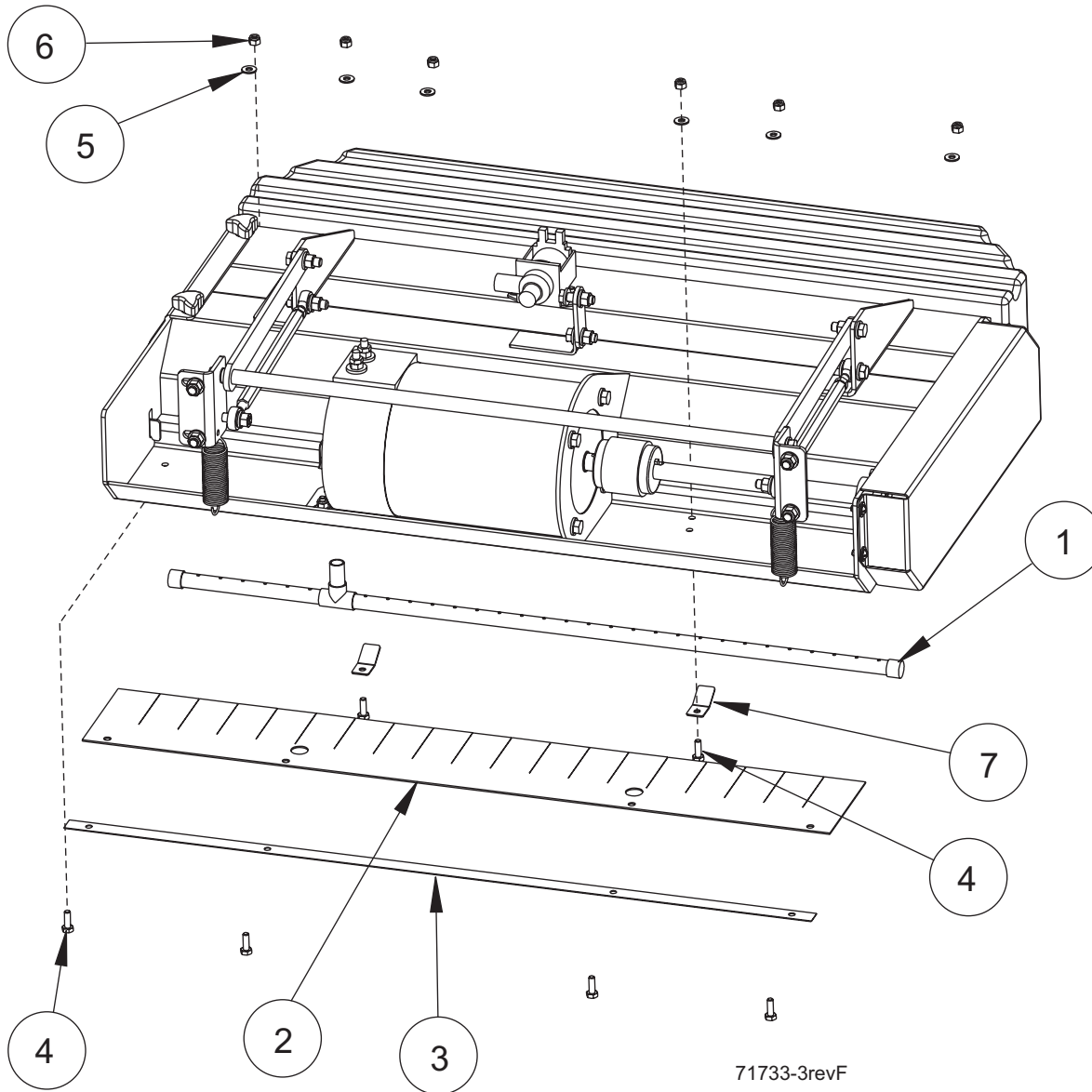
* = Not Shown

NOTE: Two brushes are required for the machine, but brushes are sold individually



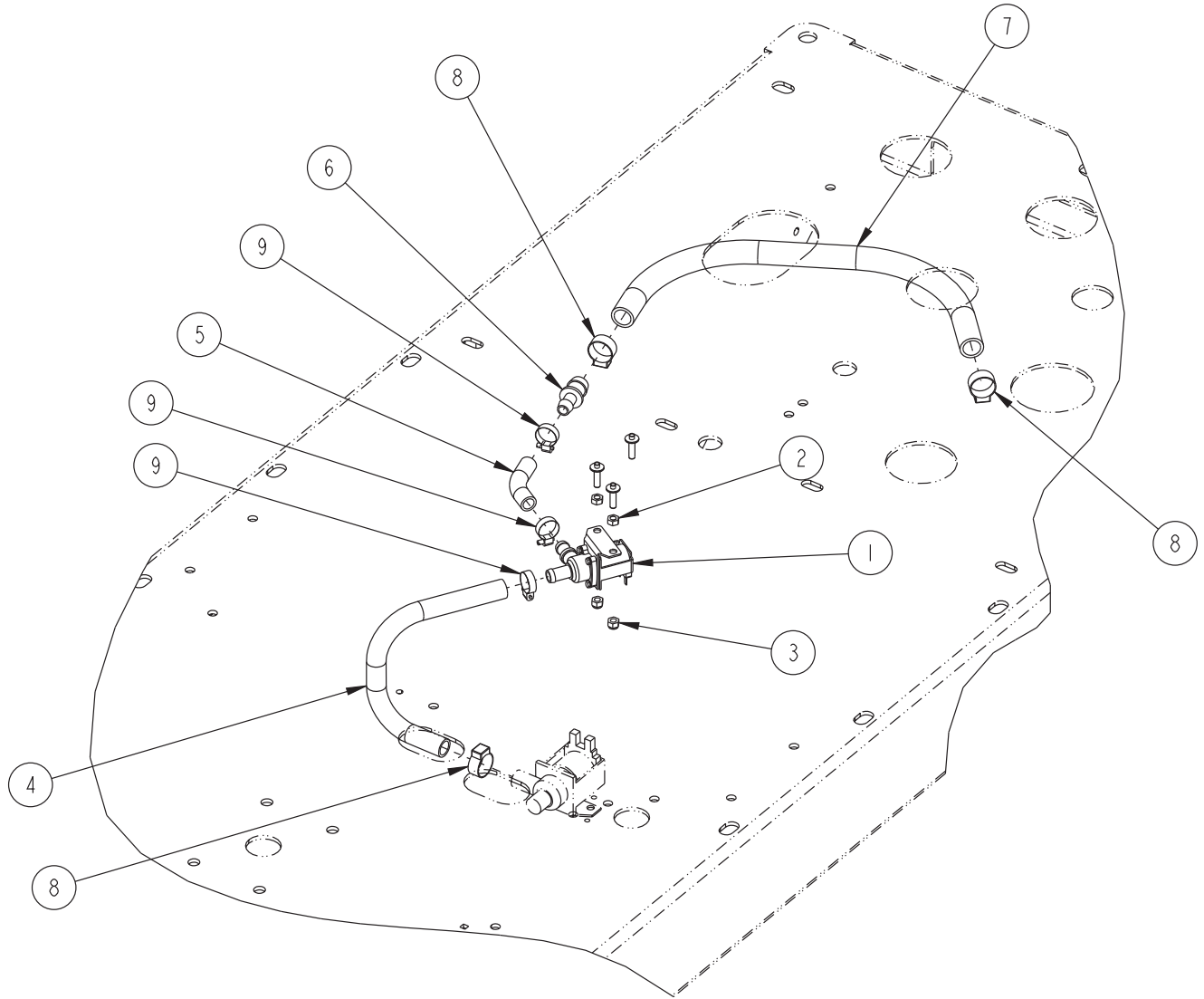
71733-2revF/8-04

Item	Ref. No.	Qty	Description
1	7-11-05010	3	Carrier, Bearing
2	2-00-02049	6	Bearing
3	7-60-00195	2	Pulley, 5mm 45 Tooth Flanged
4	7-60-00204	1	Pulley, 5mm 23 Tooth Flanged
5	7-70-05199	2	Shaft
6	61293A	2	Hub, Driver
7	0782-178	1	Motor, 2.05 Hp/1535 Rpm
8	7-16-05039	1	Coupling
9	7-70-05210	1	Shaft, Motor Drive
10	7-08-01152	1	Bracket, Motor Support
11	7-08-01153	1	Bracket, Idler
12	2-00-02044	1	Bearing
13	2-00-05424	1	Screw, 3/8-16 Hex Head Shoulder
14	7-60-00196	1	Pulley, 5mm Pitch Htd X 28 Tooth
15	2-00-06082	1	Belt, 5mm Htd X 950mm Timing
16	2-00-00545	3	Ring, Retaining
17	2-00-02240	5	Key, .188/.187 Sq. X .75
18	61310A	2	Shaft, Driven
19	51225A	2	Bearing, 6292 Sealed
20	2-00-00537	2	Ring, External Retaining
21	61299A	2	Hub, Driven
22	167312	2	Ring, Internal Retaining
23	2-00-02831	2	Screw, 3/8-16 X .75 Fhm
24	7-03-04241	1	Arm, Actuator
25	2-00-00518	4	Lock Washer, 1/4 Hel. Spring
26	2-00-03051	4	Screw, 1/4-20 X 3/4 Hscs
27	2-00-00001	8	Screw, 1/4-20 X .50 Fhm
28	2-00-00402	32	Washer, 24/64 Id X 3/4 Od
29	2-00-02310	2	Lock Washer, 3/8 Hel. Spring
30	2-00-00232	2	Bolt, 3/8-16 Fin. Hex Head
31	7-88-00073	1	Valve, 36vdc Solution
32	2-00-00233	7	Bolt, 3/8-16 X 1.00 Fin. Hex Head
33	2-00-00221	10	Bolt, 1/4-20 X 3/4 Fin. Hex Head
34	2-00-03702	16	Washer, .625 X .281 X .063
35	2-00-00641	10	Nut, 1/4-20 Fiber Insert
36	2-00-00405	2	Flat Washer, 1.063 X .531 X .094
37	2-00-04936	2	Locknut, 1/2-13 Elastic
38	2-00-00426	3	Flat Washer, .500 X .219 X .063
39	2-00-01081	3	Screw, #23 Tc Ph Rd Hd
40	2-00-00209	7	Bolt, 3/8-16 X 1.25 Hhc
41	2-95-04182	12	Nut, 3/8-16 Hex Stop
42	2-00-02271	1	Key, 1/4" Sq.
43	2-00-06103	1	Ring, 1.125 Int. Retaining
44	7-33-02679	1	Hose, Solution Feed
45	2-00-04388	2	Clamp, Hose

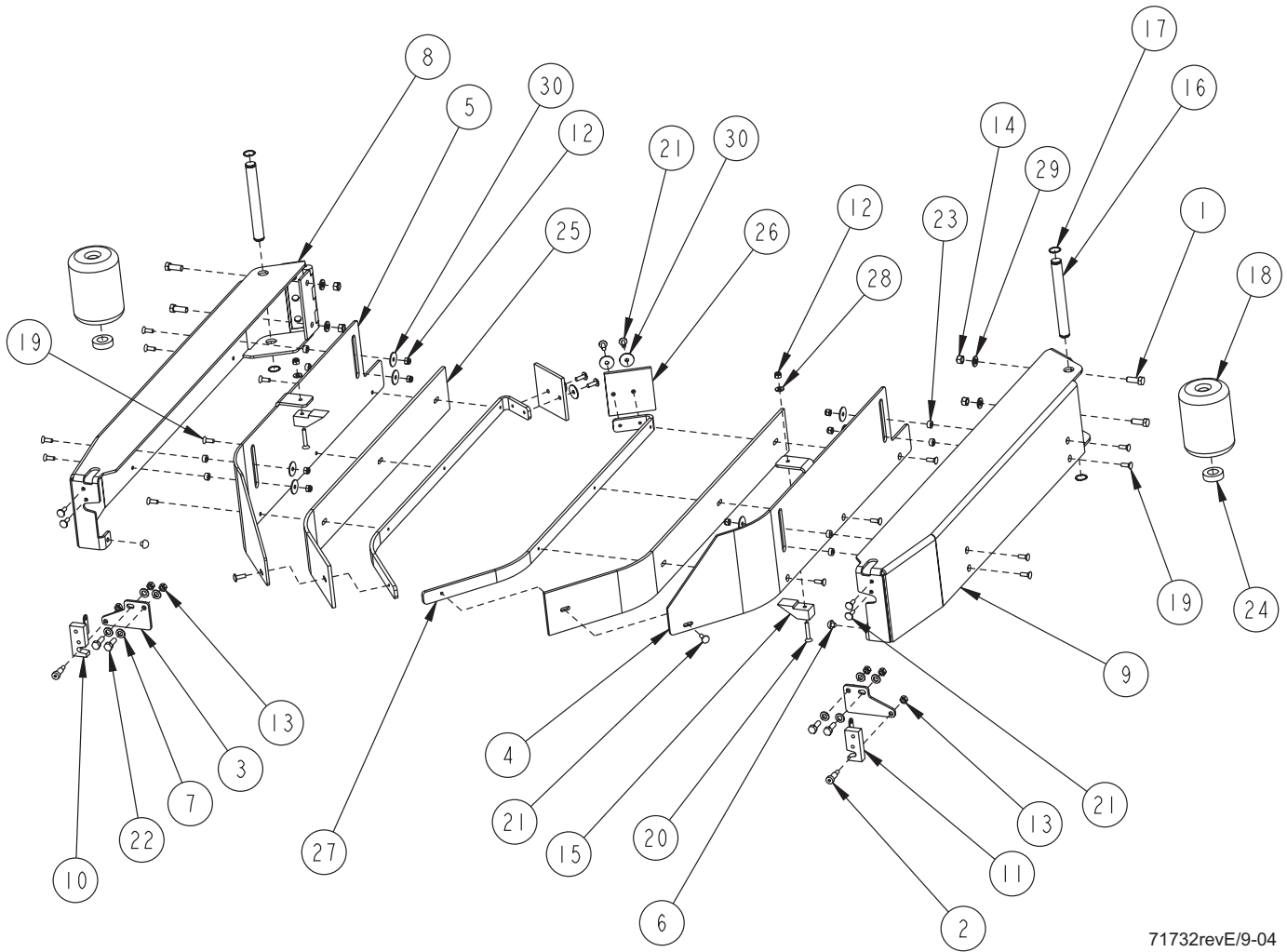


71733-3revF

Item	Ref. No.	Qty	Description
1	7-48-00051	1	Manifold, Solution
2	7-77-00162	1	Squeegee, Front
3	7-13-07229	1	Clamp, Front Squeegee
4	2-00-00221	10	Bolt, 1/4-20 X 3/4 Fin. Hex Head
5	2-00-03702	16	Washer, .625 X .281 X .063
6	2-00-00641	10	Nut, 1/4-20 Fiber Insert
7	7-08-01274	2	Bracket, Manifold Support



Item	Ref. No.	Qty	Description
1	7-88-00120	1	Valve, 36 Vdc Solution
2	2-00-04688	2	Nut, 1/4-20 Hex
3	2-00-00641	2	Nut, 1/4-20 Fiber Insert
4	7-33-02680	1	Hose, Solution Feed
5	7-33-02681	1	Hose, Solution Feed
6	2-00-06351	1	Fitting, 3/4" X 1/2" Barbed
7	7-33-02233	1	Hose, Solution Feed
8	2-00-03407	3	Clamp, #10p Witteck Hose
9	2-00-04388	3	Clamp, Hose

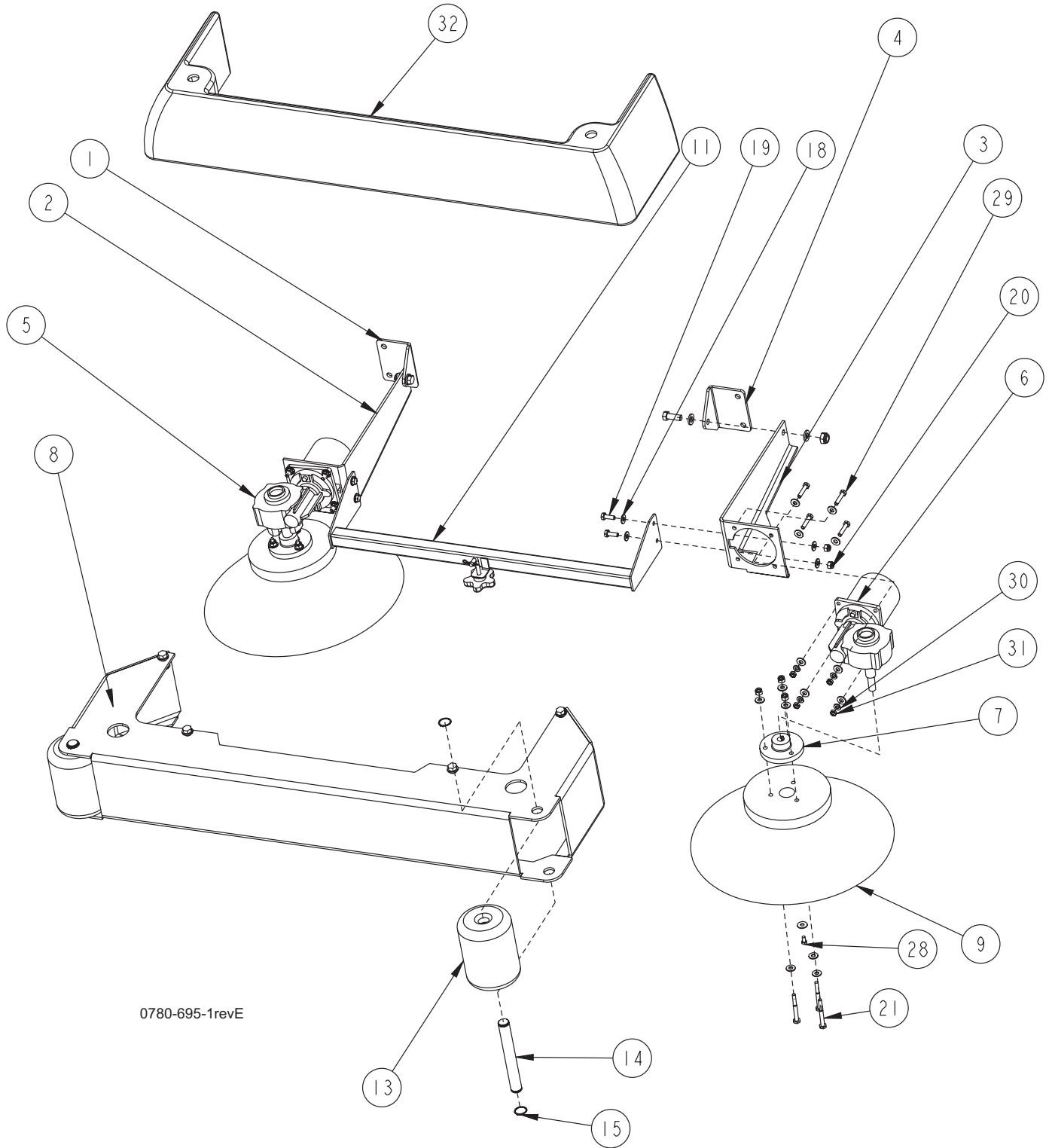


71732revE/9-04

Item	Ref. No.	Qty	Description
1	2-00-00233	4	Bolt, 3/8-16 X 1.0 Fin. Hex Head
2	2-00-06002	2	Bolt, Latch
3	7-08-01242	2	Bracket, Latch
4	7-08-01244	1	Bracket, Rh Squeegee
5	7-08-01243	1	Bracket, Lh Squeegee
6	2-00-06086	2	Bumper, Mushroom
7	2-00-00409	8	Flat Washer, .687 X .344 X .062
8	7-30-05118	1	Guard, Lh Cylindrical
9	7-30-05119	1	Guard, Rh Cylindrical
10	7-41-00063	1	Latch, Lh
11	7-41-00064	1	Latch, Rh
12	2-00-00641	10	Nut, 1/4-20 Fiber Insert
13	2-00-00644	6	Nut, 5/16-18 Fiber Insert Hex
14	2-95-04182	4	Nut, 3/8-16 Stop Hex
15	7-50-05155	2	Pad, Lift
16	7-55-08188	2	Pin, Roller Bumper
17	2-00-00540	4	Ring, Retainer
18	7-66-05011-1	2	Roller, Bumper
19	2-00-00007	14	Screw, 1/4-20 X 3/4 Flat Head
20	2-00-03541	2	Screw, 1/4-20 X 1.5 Flat Head
21	2-00-00183	10	Screw, 1/4-20 Round Head
22	2-00-02708	4	Screw, 5/16-18 X 1.0 Hhc
23	7-75-01256	8	Spacer
24	2-00-05529	2	Spacer, Bumper Roller
25	7-77-00165	2	Squeegee, Cylindrical
**	56109413	2	Squeegee Blade, Cylindrical, Red Gum Option
26	7-77-00170	2	Squeegee, Side
	7-77-00172	2	Linatex Squeegee Option
27	7-79-00110	2	Strap, Squeegee
28	2-00-03702	2	Washer, .625 X .281 X .063
29	2-00-00402	8	Washer, .750 X .391 X .093
30	2-00-01676	12	Washer, 1.063 X .266 X .063

* = Optional, Not Included

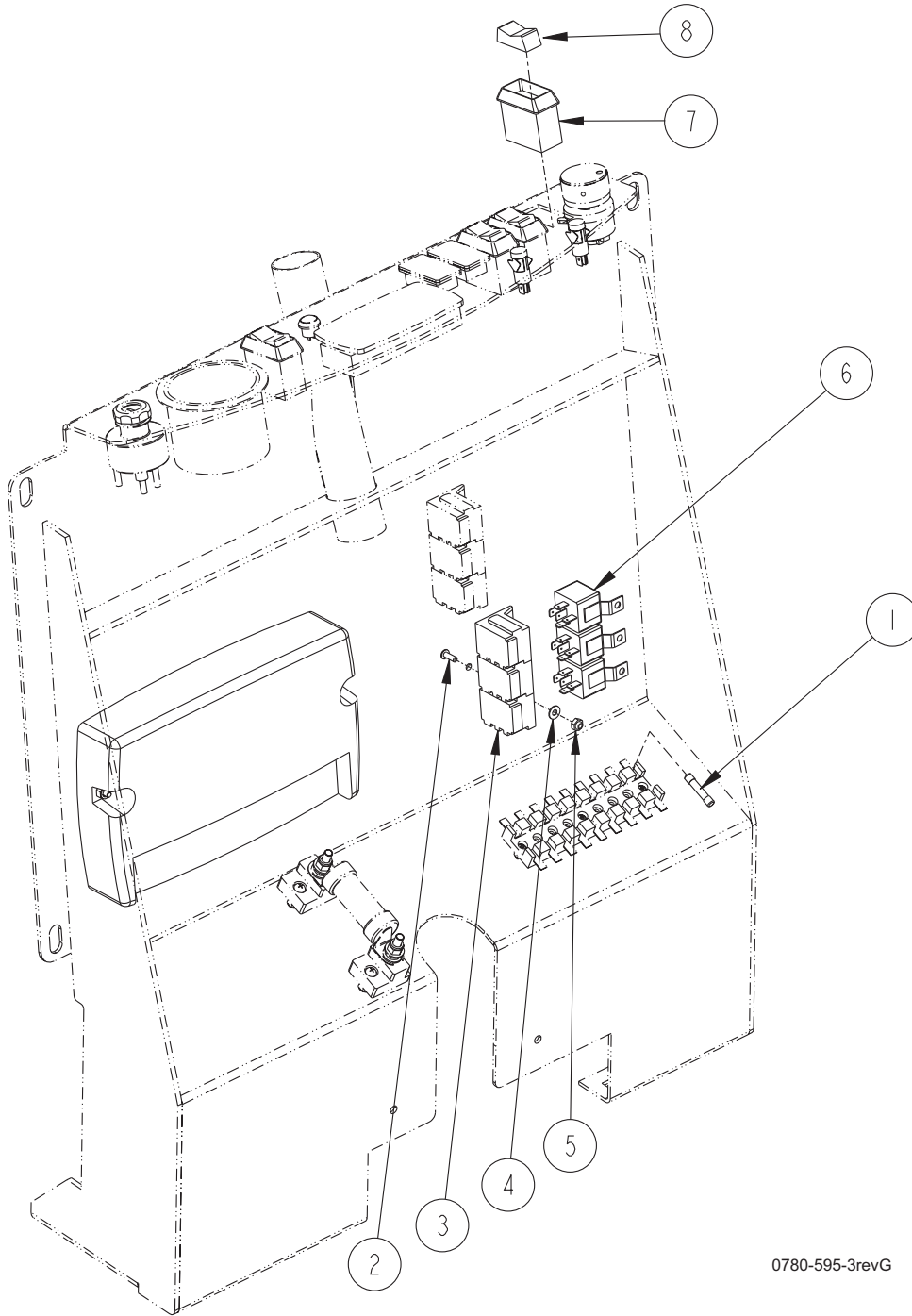
= Revised or new since last update



0780-695-1revE

Item	Ref. No.	Qty	Description
			Option 0780-595
1	7-08-01156	1	Bracket, Side Broom
2	7-03-04245	1	Arm, Right Side Broom
3	7-03-04246	1	Arm, Left Side Broom
4	7-08-01157	1	Bracket, Side Broom
5	0785-103	1	Motor, Rh Gear
6	0785-104	1	Motor, Lh Gear
7	7-03-00068	2	Adapter, Side Broom
8	7-08-07104	1	Weldment, Bumper
9	7-08-03312	2	Broom, Corner
10	0782-139	1	Actuator
11	7-05-07186	1	Bar, Side Broom
12	7-66-00206	1	Rod, Side Broom Lift
13	7-66-05011-1	2	Roller, Bumper
14	7-70-05175	2	Pin, Roller Bumper
15	2-00-00540	4	Ring, Retainer
16	7-03-04251	1	Arm, Side Broom Lift
17	7-39-00040	1	Knob, Side Broom
18	2-00-03702	42	Washer, .625 X .281 X .063
19	2-00-00221	5	Bolt, 1/4-20 X 3/4 Fin. Hex Head
20	2-00-00641	13	Nut, 1/4-20 Fiber Insert
21	2-00-00246	6	Screw, 1/4-20 X 2.25 Hhc
22	2-00-00203	2	Screw, 1/4-20 X 1.50 Hex Head
23	2-00-00402	12	Washer, 25/64 Id X 3/4 Od
24	2-00-00233	6	Bolt, 3/8-16 X 1.0 Fin. Hex Head
25	2-00-00643	6	Lock Nut, 3/8-16 Elastic
26	2-00-04689	2	Washer, 11/16 Od X .260 Id X .050
27	2-00-05249	1	Hair Pin (Cotter)
28	2-00-05148	2	Bolt, M5 X .8 X 16mm Hhc
29	2-00-05722	8	Bolt, M6 X 30mm Hhc
30	2-00-00518	8	Lock Washer, 1/4 Hel. Spring
31	2-00-04985	8	Nut, M6 X 1.00 Hex
32	7-08-07115	1	Bumper

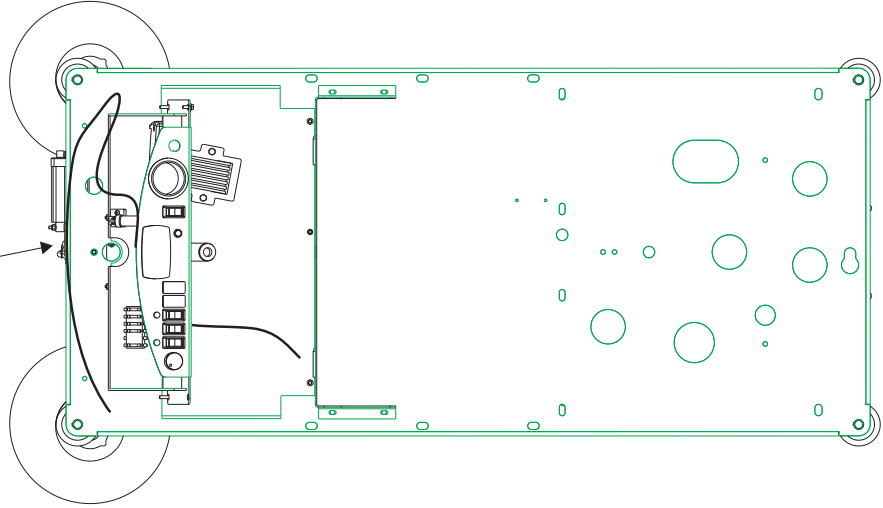
Item	Ref. No.	Qty	Description
1	7-08-01156	1	Bracket, Side Broom
2	7-03-04245	1	Arm, Right Side Broom
3	7-03-04246	1	Arm, Left Side Broom
4	7-08-01157	1	Bracket, Side Broom
5	0785-103	1	Motor, Rh Gear
6	0785-104	1	Motor, Lh Gear
7	7-03-00068	2	Adapter, Side Broom
8	7-08-07104	1	Weldment, Bumper
9	8-08-03166	2	Broom, Corner
10	0782-139	1	Actuator
11	7-05-07186	1	Bar, Side Broom
12	7-66-00206	1	Rod, Side Broom Lift
13	7-66-05011-1	2	Roller, Bumper
14	7-70-05175	2	Pin, Roller Bumper
15	2-00-00540	4	Ring, Retainer
16	7-03-04251	1	Arm, Side Broom Lift
17	7-39-00040	1	Knob, Side Broom
18	2-00-03702	42	Washer, .625 X .281 X .063
19	2-00-00221	5	Bolt, 1/4-20 X 3/4 Fin. Hex Head
20	2-00-00641	13	Nut, 1/4-20 Fiber Insert
21	2-00-00246	6	Screw, 1/4-20 X 2.25 Hhc
22	2-00-00203	2	Screw, 1/4-20 X 1.50 Hex Head
23	2-00-00402	12	Washer, 25/64 Id X 3/4 Od
24	2-00-00233	6	Bolt, 3/8-16 X 1.0 Fin. Hex Head
25	2-00-00643	6	Lock Nut, 3/8-16 Elastic
26	2-00-04689	2	Washer, 11/16 Od X .260 Id X .050
27	2-00-05249	1	Hair Pin (Cotter)
28	2-00-05936	2	Bolt, M5 X 10mm Hhc
29	2-00-05722	8	Bolt, M6 X 30mm Hhc
30	2-00-00518	8	Lock Washer, 1/4 Hel. Spring
31	2-00-04985	8	Nut, M6 X 1.00 Hex
32	7-08-07115	1	Bumper



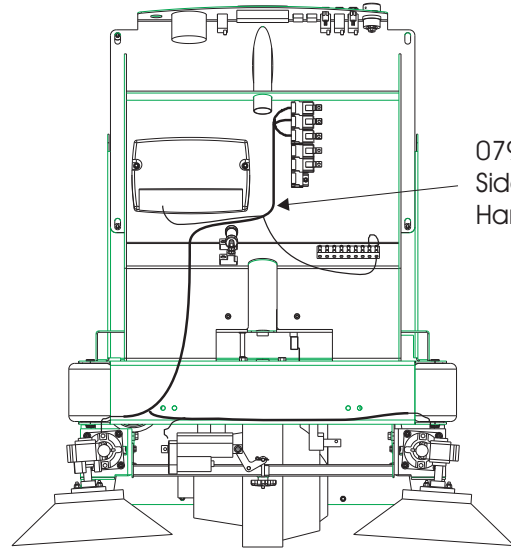
0780-595-3revG

Item	Ref. No.	Qty	Description
1	2-00-05860	1	Fuse, Glass (10a)
2	2-00-00044	1	Screw, 8-32 X 1/2 Rhm
3	0795-205	1	Harness, Sde Broom
4	2-00-00460	1	Flat Washer, .438 X .192 X .031
5	2-00-01372	1	Nut, 8-32 Fiberlock Hex
6	8-64-00019	3	Relay (36v)
7	2-00-05831	1	Rocker Switch Body (Scrub Mode)
8	2-00-05848	1	Actuator (Scrub Mode)

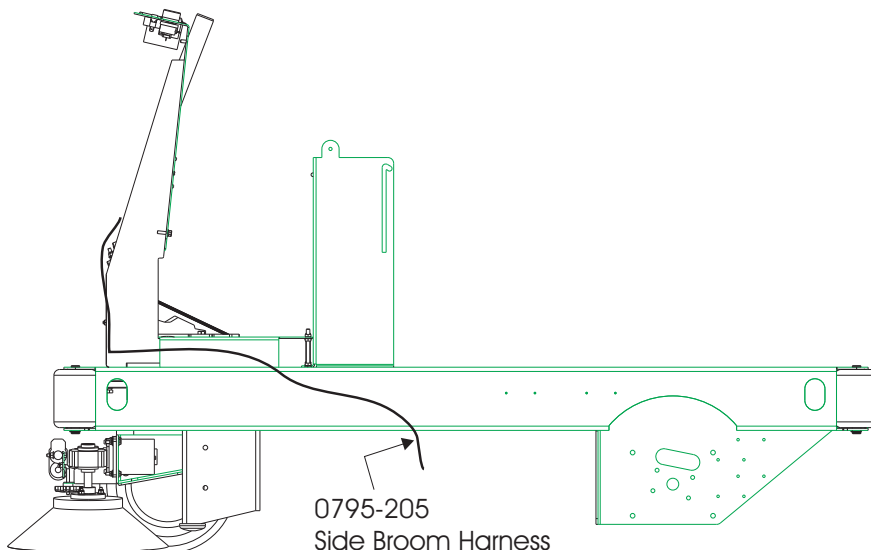
0795-205
Side Broom
Harness

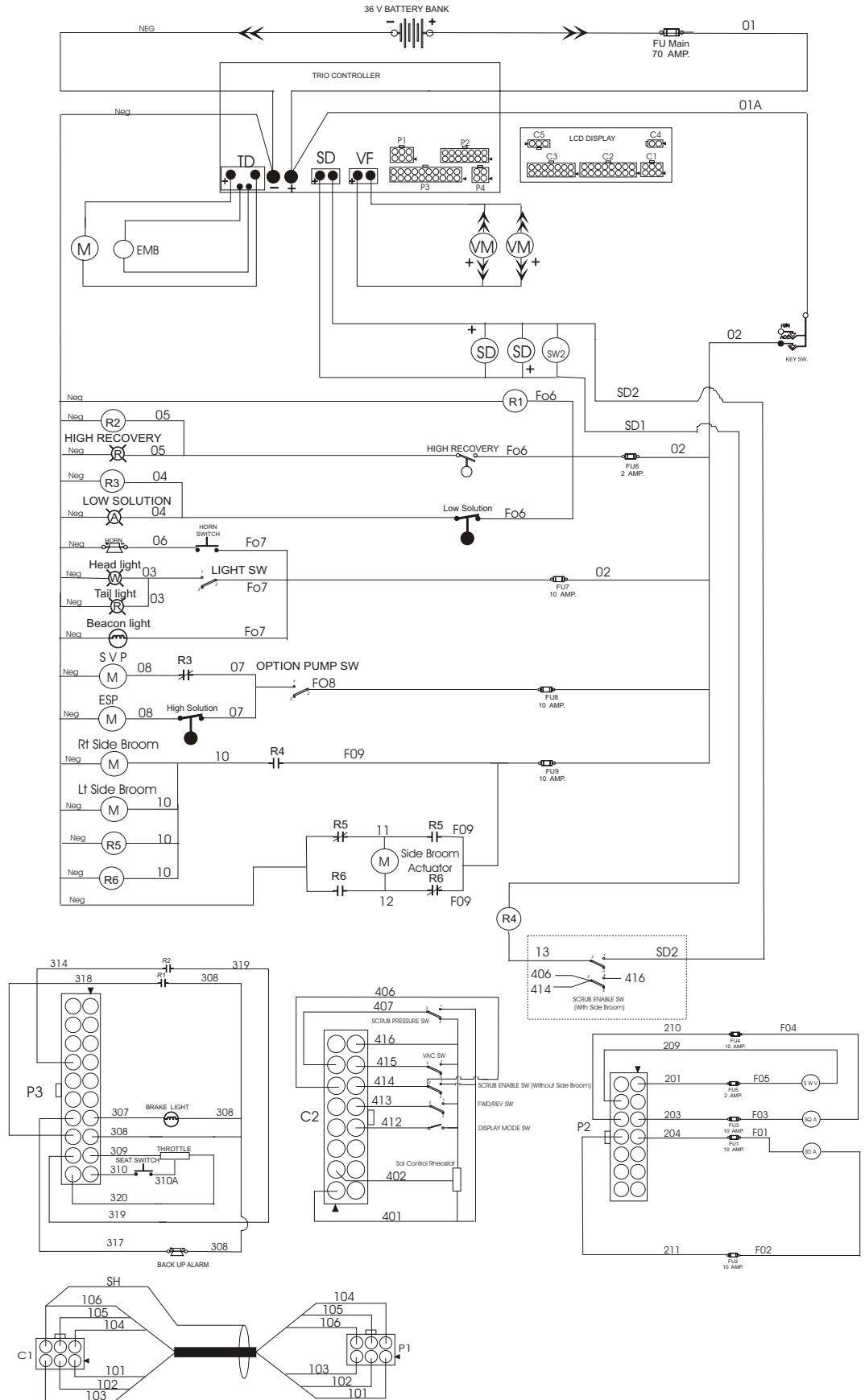


0795-205
Side Broom
Harness

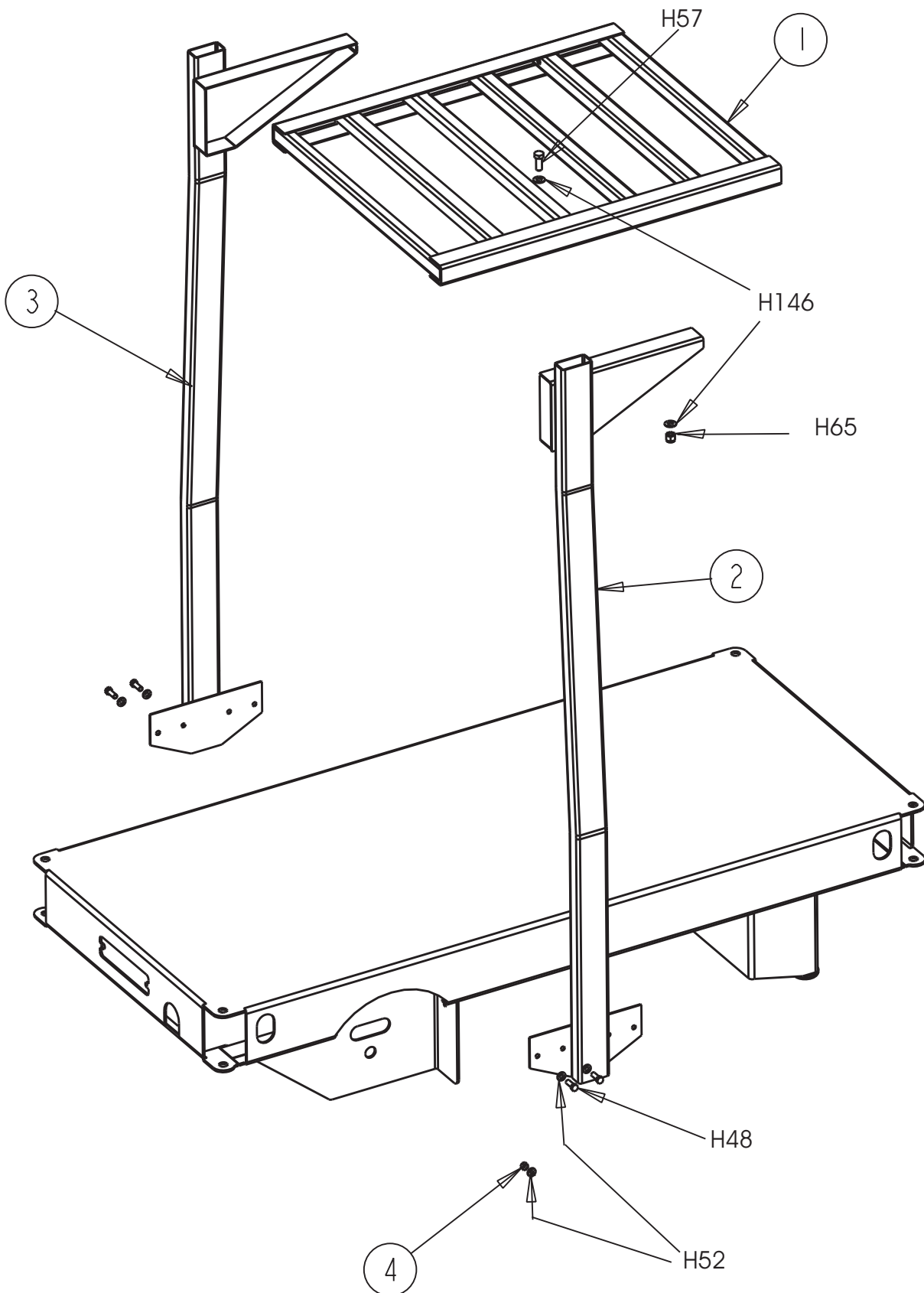


0795-205
Side Broom
Harness

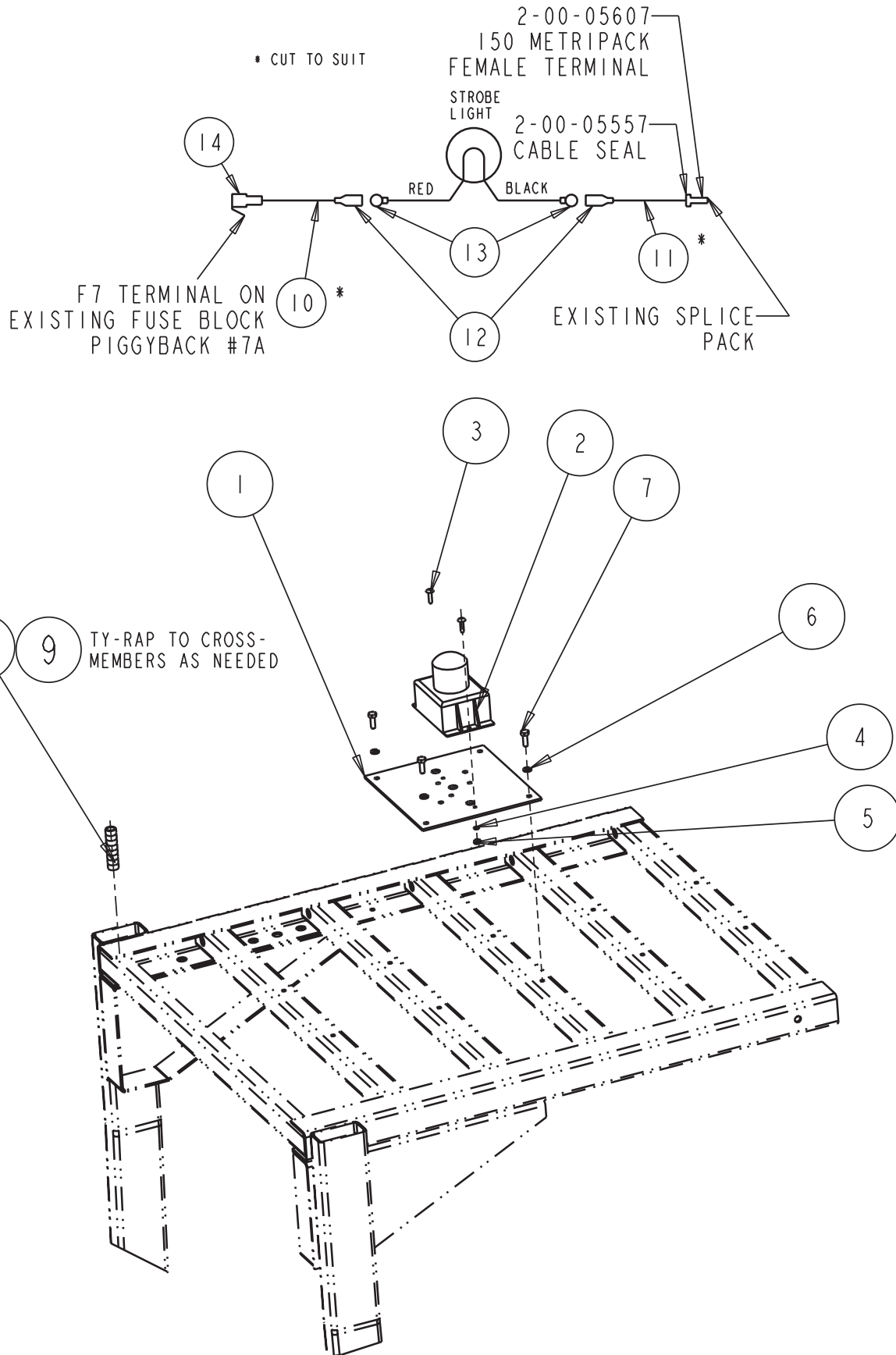




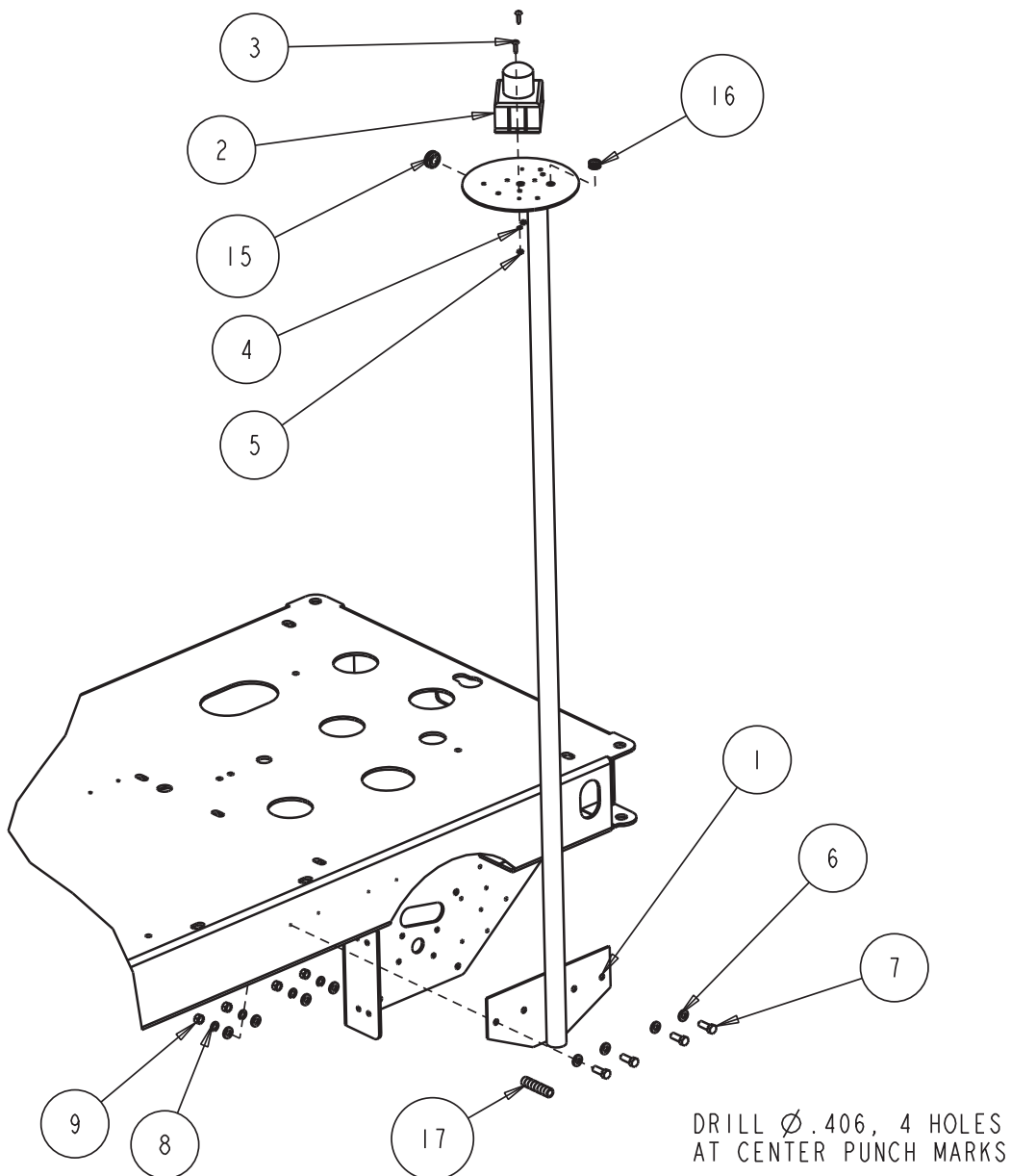
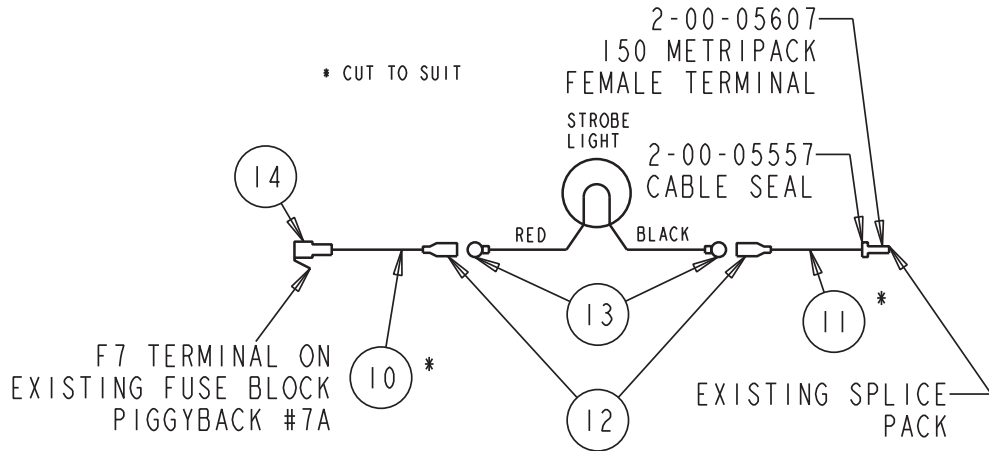
OPTIONS



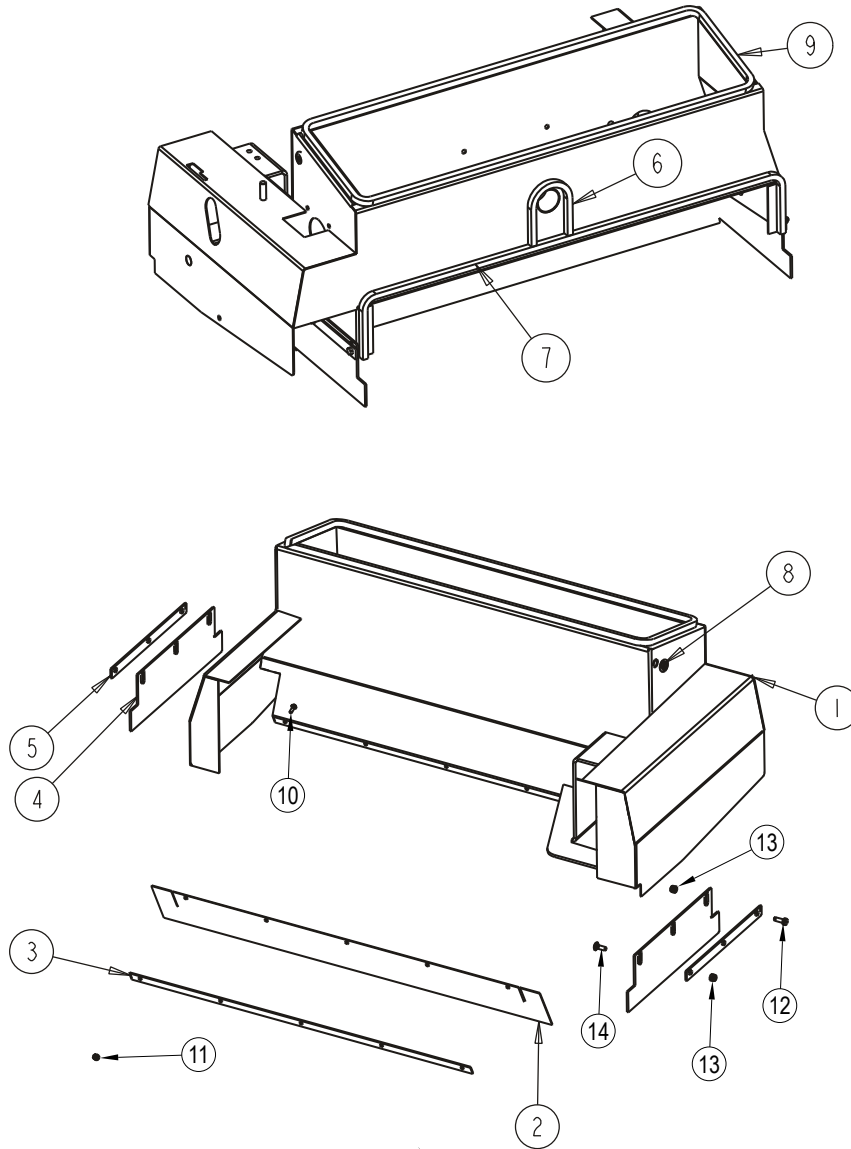
Item	Ref. No.	Qty	Description
			Option No. 0780-432
1	7-30-05086	1	Top-Ohg
2	7-30-05100	1	Leg-Ohg Rh
3	7-30-05101	1	Leg-Ohg Lh
4	2-95-04182	8	Fibre Nut
H48	2-00-00233	8	Screw, 3/8-16 X 1.000 Hhc
H52	2-00-00402	16	Flat Washer, .750 X .390 X .094
H57	2-00-00240	8	Screw, 1/2-13 X 1.250 Hhc
H65	2-00-04936	8	Nut, 1/2-13 Fibre Lock
H146	2-00-00420	16	Flat Washer, 1.000 X .516 X .063



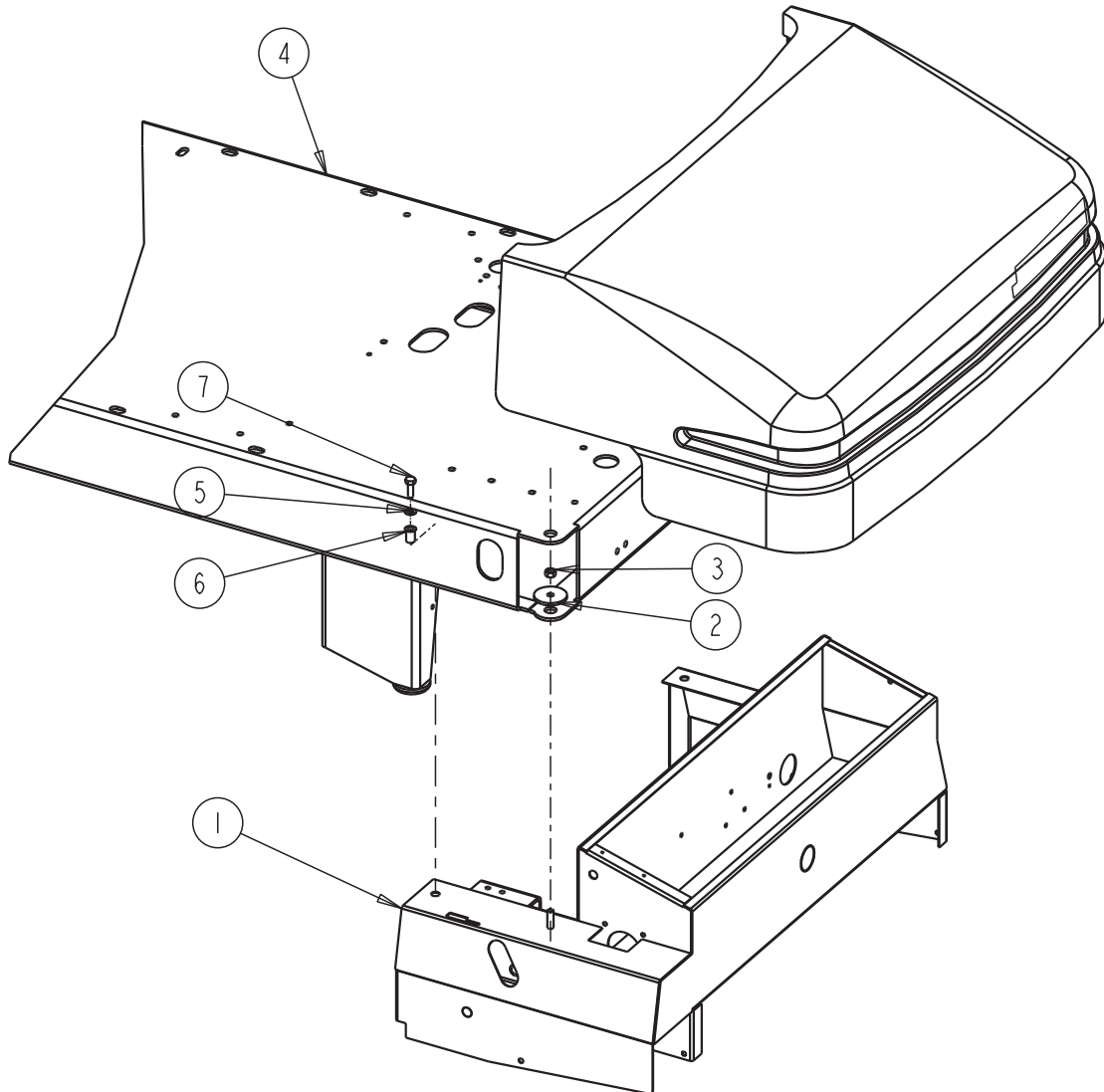
Item	Ref. No.	Qty	Description
			Option No. 0780-553
1	8-58-05228	1	Plate, Flasher Mounting
2	8-40-05036	1	Amber Strobe Light (12 To 80 Vdc)
3	2-00-03063	2	Screw, #10-24 X .75 Round Head
4	2-00-00512	2	Star Washer
5	2-00-00605	2	Nut, 10-24 Hex
6	2-00-00518	4	Lock Washer, 1/4 Helical Spring
7	2-00-00221	4	Bolt, 1/4-20 X 3/4 Lg, Finished
8	3-61-02014	1	Convolute Tube (6 Ft.)
9	2-00-04345	4	Ty-Wrap
10	3-61-00193	1	Wire 16 Ga (Red, 10 Ft.)
11	3-61-00189	1	Wire 16 Ga (Black, 10 Ft.)
12	2-00-04626	2	Terminal (.156 Female)
13	2-00-04578	2	Terminal (.156 Male)
14	2-00-04741	1	Terminal



Item	Ref. No.	Qty	Description
			Option No. 0780-555
1	7-81-00203	1	Support, Warning Light
2	8-40-05036	1	Amber Strobe Light (12 To 80 Vdc)
3	2-00-03063	2	Screw, #10-24 X .75 Round Head
4	2-00-00512	2	Star Washer
5	2-00-00605	2	Nut, 10-24 Hex
6	2-00-00402	8	Washer, 25/64" Id X 3/4" Od
7	2-00-00233	4	Bolt, 3/8-16 X 1.00 Hex Head, Finished
8	2-00-02310	4	Lock Washer, 3/8 Helical Spring
9	2-00-02360	4	Nut, 3/8-16 Hex
10	3-61-00193	1	Wire 16 Ga (Red, 10 Ft.)
11	3-61-00189	1	Wire 16 Ga (Black, 10 Ft.)
12	2-00-04626	2	Terminal (.156 Female)
13	2-00-04578	2	Terminal (.156 Male)
14	2-00-04741	1	Terminal
15	2-00-03261	1	Grommet
16	2-00-00491	1	Grommet
17	3-61-02014	1	Convolutud Tube (6 Ft.)

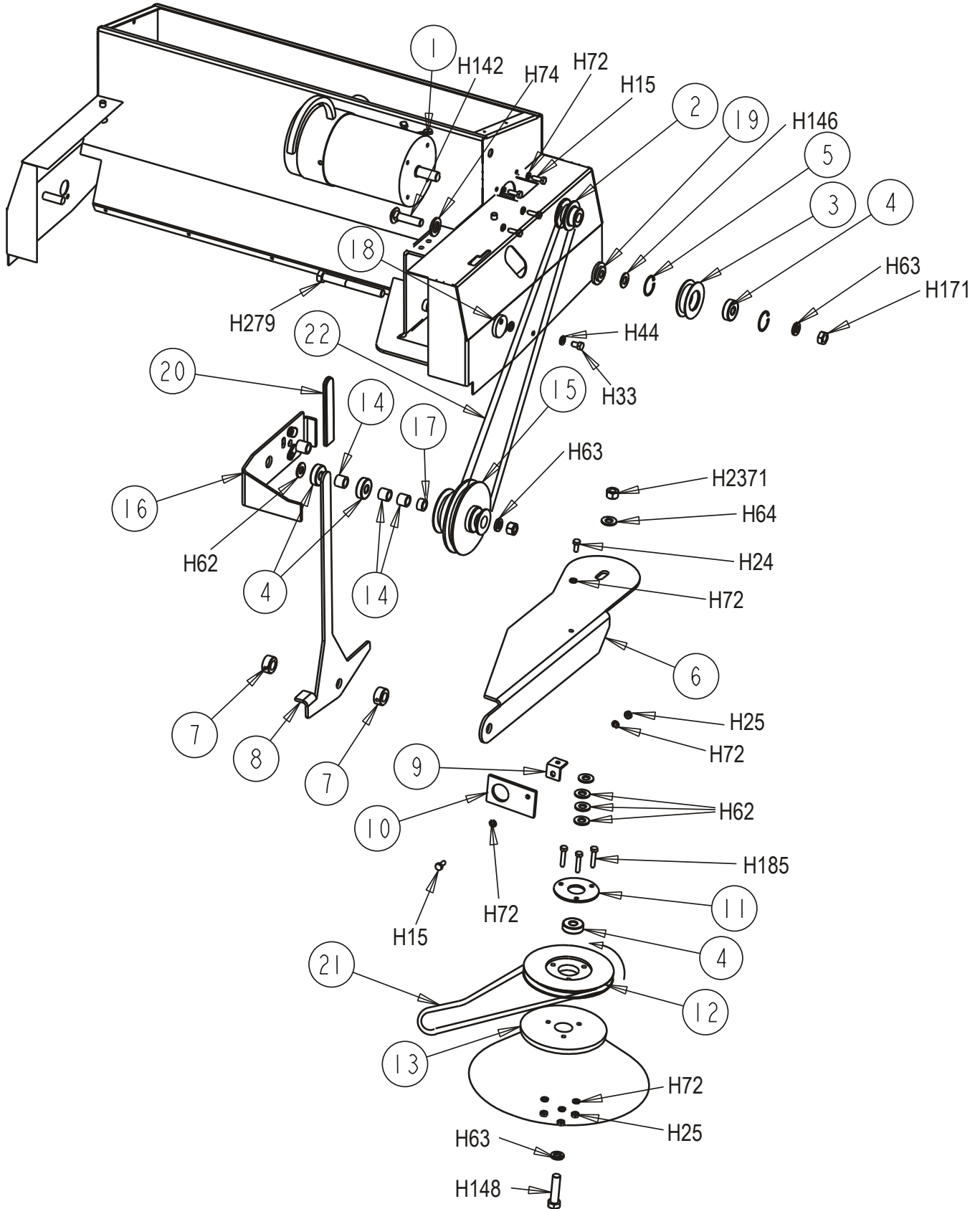


Item	Ref. No.	Qty	Description
Option No. 0780-607			
1	7-27-07193	1	Broom Housing
2	7-25-08080	1	Flap-Rear
3	7-13-07126	1	Clamp-Flap (Rear)
4	7-25-08081	2	Flap-Side
5	7-13-07194	2	Clamp-Side Sq
6	7-29-00253	1	Gasket-Hopper
7	7-29-00252	1	Gasket-Hopper
8	2-00-04341	1	Grommet
9	7-29-00251	1	Gasket
10	2-00-00049	5	Screw, # 10-24 X .500 Rhm
11	2-00-01246	5	Nut, Hex # 10-24 Fiber Insert
12	2-00-00221	1	Screw, 1/4-20 X .750 Hhc
13	2-00-00641	6	Nut, 1/4-20 Fiber Insert
14	2-00-03575	5	Carriage Bolt, 1/4-20 X .750

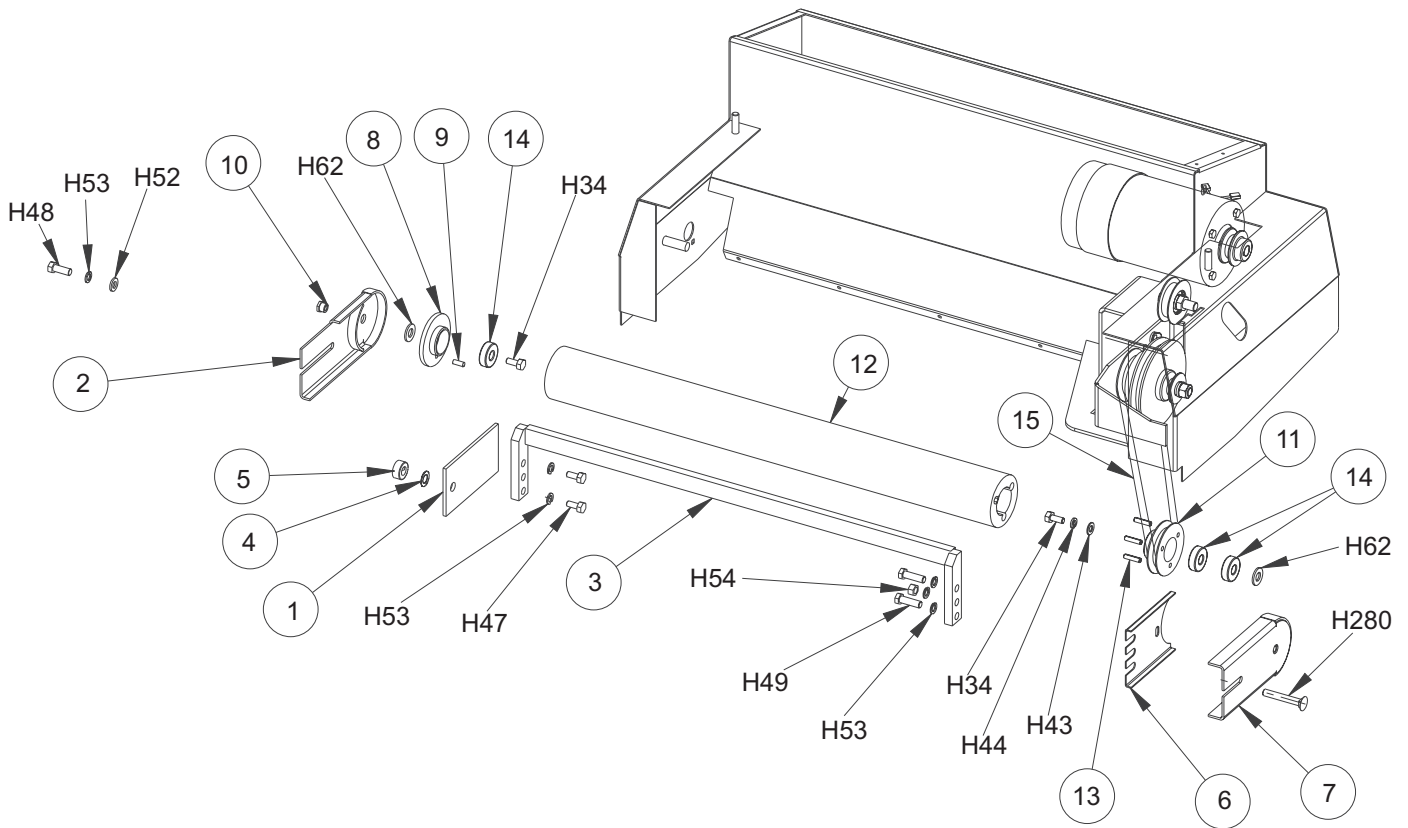


NOTE:
REMOVE (7-30-05105) WHEEL GUARD BEFORE INSTALLING PRESWEEP

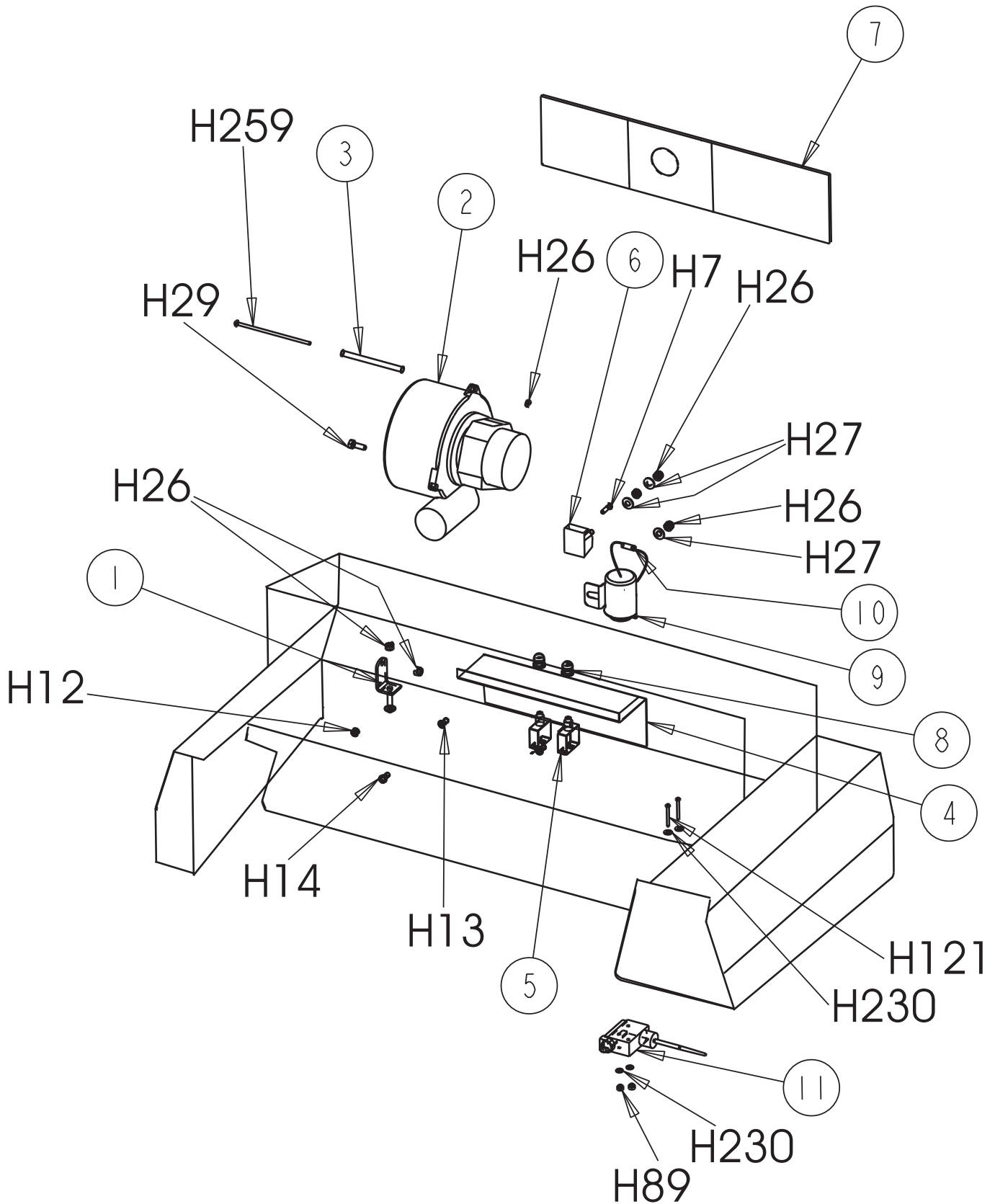
Item	Ref. No.	Qty	Description
Option No. 0780-607			
1	7-27-07193	1	Housing, Broom
2	2-95-04689	2	Washer, Axle
3	2-95-04182	2	Hex Nut, 3/8-16 Stop
4	7-27-07223	1	Main Frame Weldment
5	2-00-00409	2	Flat Washer, .687 X .344 X .062
6	2-00-05330	2	Threaded Insert, 5/16-18
7	2-00-02708	2	Screw, 5/16-18 X 1.00 Hex Head



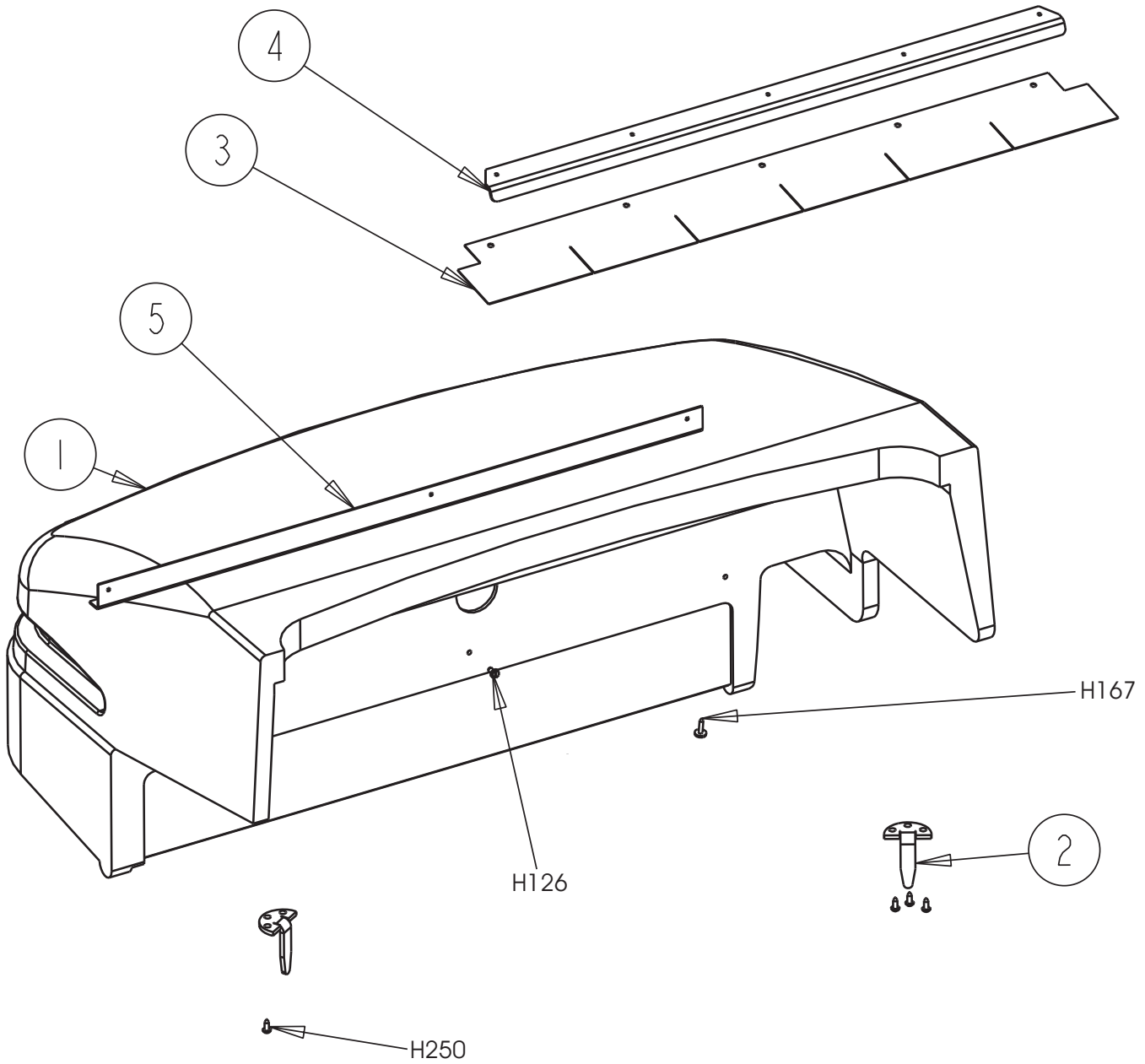
Item	Ref. No.	Qty	Description
1	0782-110	1	Motor- 36 Vdc 1/2 Hp 1200 Rpm (Motor Brushes Pn: 0775-215 / 4 Required)
2	7-60-00158	1	Pulley-Motor
3	8-60-00161	1	Idler Pulley - Reverse
4	2-00-03306	4	Bearing-Ball
5	2-00-00532	2	Ring-Bearing Retainer
6	7-03-04184	1	Arm-Side Broom (Sweeper Option)
7	8-15-01002	2	Collar, W/Setscrew
8	7-41-05111	1	Lever-Brush Lift (Sweeper Option)
9	7-08-00223	1	Bracket
10	8-30-08021	1	Plate-Belt Guide
11	7-25-06030	1	Flange-Side Broom Pulley
12	7-60-00155	1	Pulley-Side Broom
13	7-08-03230	1	Side Broom
14	7-75-01139	3	Spacer-Pulley Shaft
15	7-60-00157-1	1	Pulley-Counter Shaft
16	7-81-00145	1	Support-Main Broom (Rh)
17	8-75-01044	1	Spacer
18	7-78-05027	1	Stop-Side Broom
19	7-75-01189	1	Spacer-Idler
20	7-31-06065	1	Handle
21	2-00-02111	1	V Belt (Side Broom)
22	2-00-05066	1	V Belt (Motor)
H15	2-00-00221	5	Screw, 1/4-20 X .750 Hhc
H24	2-00-00220	1	Screw, 1/4-20 X .625 Hhc
H25	2-00-00594	4	Nut, Hex 1/4-20 X .437 X .218
H33	2-00-00224	1	Screw, 5/16-18 X .500 Hhc
H44	2-00-00530	1	Lock Washer, 5/16 Hs Medium
H62	2-00-00405	6	Flat Washer, 1.063 X .531 X .094
H63	2-00-02312	3	Lock Washer, 1/2 Hs Medium
H64	2-00-02371	2	Nut, Hex. 1/2-13 X .750 X .437
H72	2-00-00518	10	Lock Washer, Helical Spring
H74	2-00-03170	1	Flat Washer, 1.500 X .750 X .125
H142	2-00-05244	1	Carriage Bolt, 1/2-13 X 2.000
H144	2-00-02303	1	Lock Washer Int.
H146	2-00-00420	1	Flat Washer, 1.00 X .516 X .063
H148	2-00-01778	1	Screw, 1/2-13 X 2.000 Hhc
H171	2-00-02371	1	Nut, Hex Jam .50-13 Stl
H185	2-00-02588	3	Screw, 1/4-20 X 1/125 Hhc Cad. Pi
H279	2-00-04914	1	Screw, .50-13 X 4.50 Hhc



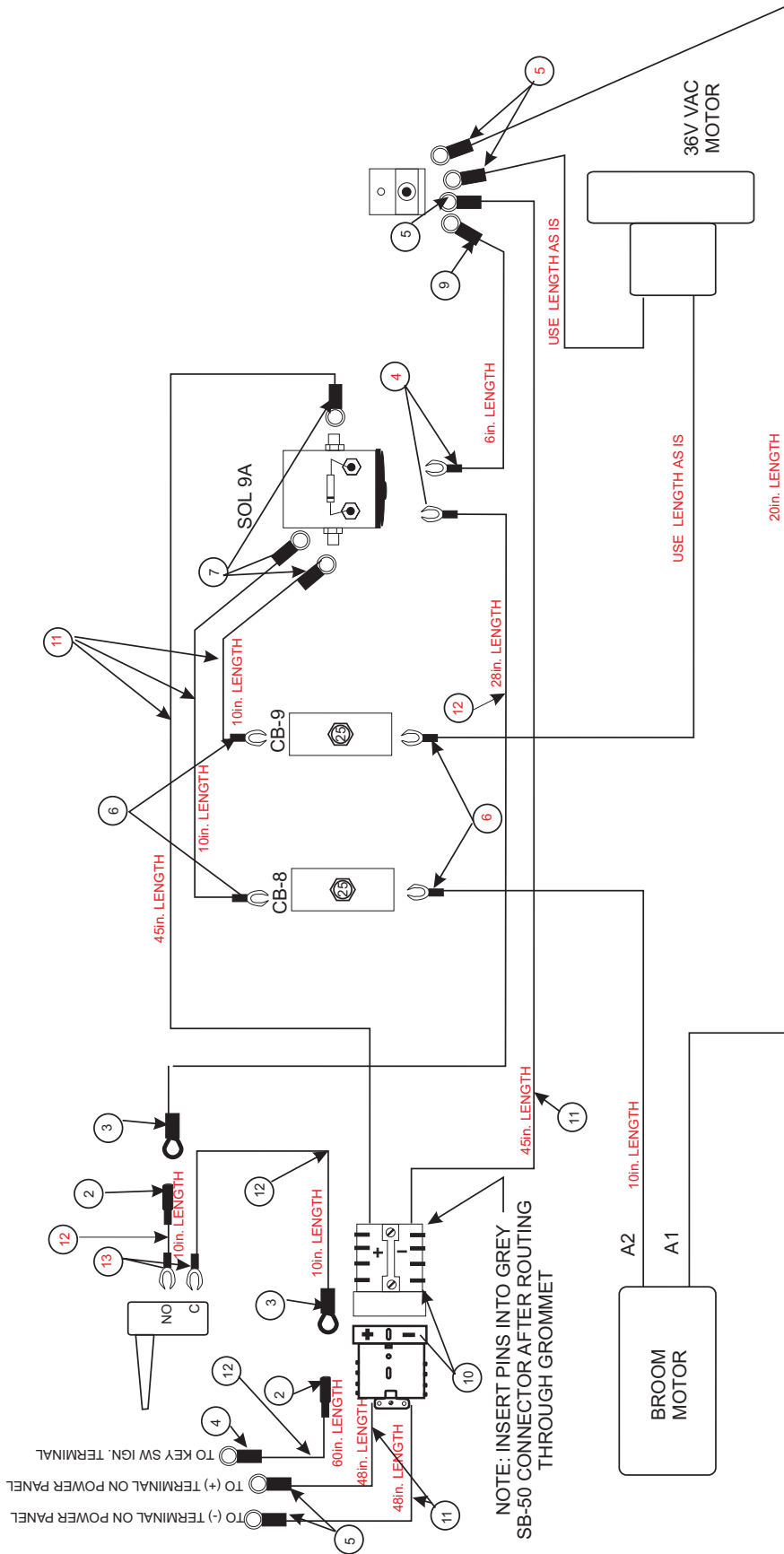
Item	Ref. No.	Qty	Description
1	7-81-00166	1	Support-Main Broom (Lh)
2	7-03-04185	1	Arm-Broom Lift (Lh)
3	7-81-00167	1	Yoke-Main Broom
4	2-00-03382	1	Spring Washer
5	2-00-03589	1	Collar
6	7-30-05104	1	Guard-Main Broom
7	7-03-04186	1	Arm-Broom Lift (Rh)
8	7-11-04011	1	Cap-Broom End
9	2-00-00875	1	Roll Pin
10	7-23-03056	1	Nut
11	7-60-00156	1	Pulley-Main Broom
12	7-08-03229	1	Broom-Main
13	2-00-03842	3	Pin-Roll 1/4 X 1
14	2-00-03306	3	Bearing-Ball
15	2-00-05365	1	V Belt
H34	2-00-00208	2	Screw, 5/16-18 X .750 Hhc
H43	2-00-00409	1	Flat Washer, .687 X .344 X .062
H44	2-00-00530	1	Lock Washer, 5/16 Hs Medium
H47	2-00-00232	2	Screw, 3/8-16 X .750 Hhc
H48	2-00-00233	1	Screw, 3/8-16 X 1.000 Hhc
H49	2-00-00209	2	Screw, 3/8-16 X 1.250 Hhc
H52	2-00-00402	1	Flat Washer, .750 X .390 X .094
H53	2-00-02310	6	Lock Washer, Helical Spring 3/8 Medium
H54	2-00-02360	1	Nut, 3/8-16 Hex
H62	2-00-00405	2	Flat Washer, 1.063 X .531 X .094
H280	2-00-00187	1	Carriage Bolt, .38-16 X 2.50



Item	Ref. No.	Qty	Description
1	7-08-00924	1	Brkt-Vac Mtg
2	0782-124	1	Vac Fan (Motor Brushes Pn: 0775-186 /2 Required)
3	7-75-01128	1	Spacer
4	7-16-07408	1	Cover-C.B. Mtg
5	7-64-00025	2	Circuit Breaker- 25 Amp
6	8-06-05004	1	Terminal Block
7	7-24-04052	1	Filter Bag
8	56459369	2	Cap-Clear Boot
9	2-00-04825	1	Solenoid
10	0775-159	1	Diode
11	8-82-00058	1	Switch
H7	2-00-00056	1	Screw, # 10-24 X .750 Rhm
H12	2-00-01246	1	Nut, Hex Fiber Insert #10-24
H13	2-00-00054	2	Screw, 1/4-20 X .500 Rhm
H14	2-00-00220	2	Screw, 1/4-20 X .500 Hhc
H25	2-00-00594	1	Nut, Hex 1/4-20 X .437 X .218
H26	2-00-00641	6	Nut, 1/4-20 Insert Fiber
H27	2-00-03702	4	Washer, .625 X .281 X .063
H89	2-00-01372	2	Nut, Fiber Insert # 8-32 Steel
H121	2-00-00090	2	Screw, # 8-32 X 1.500 Rhm
H172	2-00-04986	1	Screw, 1/4-20 X 4.500
H229	2-00-01490	1	Screw, 1/4-20 X .875 Hhc Stl
H230	2-00-00466	4	Flat Washer, .625 X .203 X .031



Item	Ref. No.	Qty	Description
1	7-32-06022	1	Hopper (Plastic)
2	7-55-08160	2	Pin-Hopper Guide
3	7-25-08079	1	Flap-Hopper
4	7-13-07193	1	Clamp-Hopper Flap
5	7-08-00950	1	Brkt-Stiffener
H126	2-00-03466	3	Screw, #10-24 X .500
H167	2-00-04312	5	Screw, #10-24 X .625 T/C Hex Hd
H250	2-00-04968	6	Screw, T/Frh #14-10 X 1.000 Type A

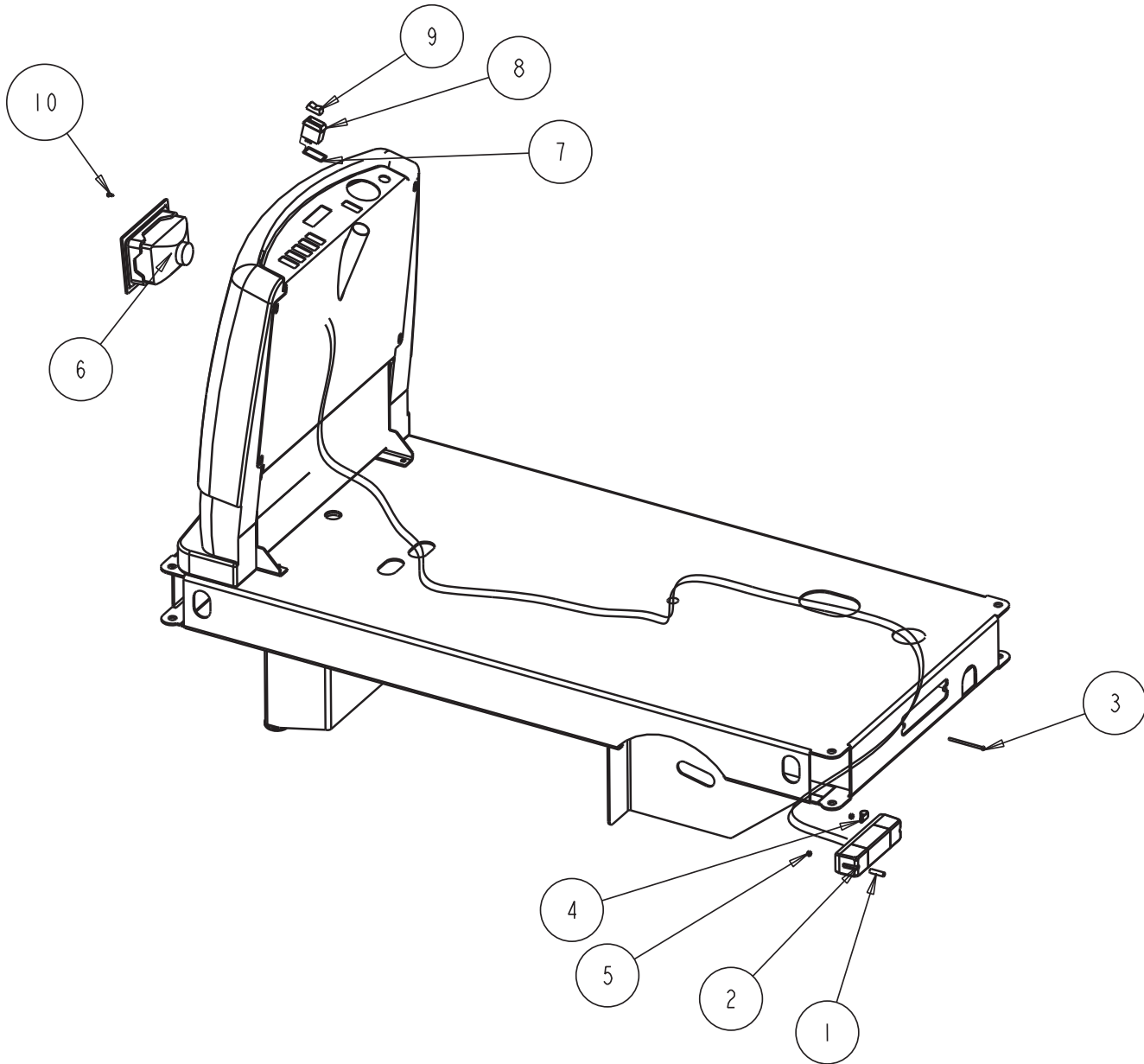


Item	Ref. No.	Qty	Description
2	2-00-04626	2	Term.-.156 Fem.Bullet
3	2-00-04578	2	Term.-.156 Male Bullet
4	2-00-04281	3	Term.-#10 Ring
5	2-00-04859	5	Term.-.25 Ring
6	2-00-04714	4	Term.-#6ss
7	2-00-04284	3	Term.-.31 Ring
9	2-00-02010	1	Term.-.25 Ring
10	2-00-05411	2	Sb-50 Connectors
11	3-61-00043	18ft	Wire-10 Awg
12	3-61-00189	10ft	Wire-16 Awg
13	2-00-04808	2	Term.-#8 SS

NOTE: TIE ALL WIRES TOGETHER AS NEEDED USING TIE-RAPS CUT LENGTHS OF ITEMS #11 & 12 AS NEEDED

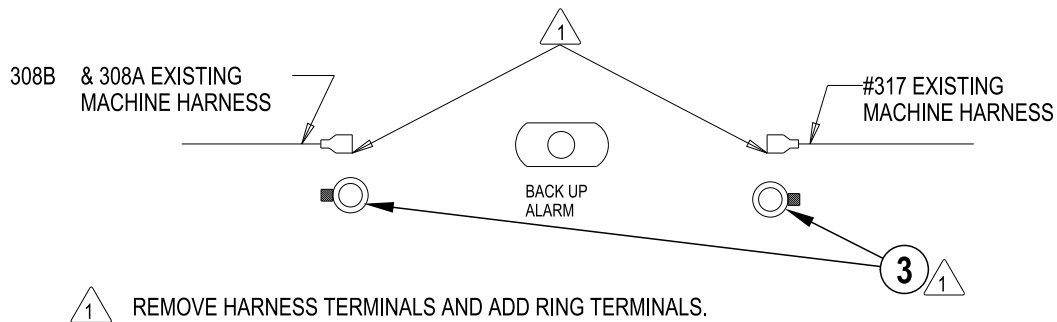
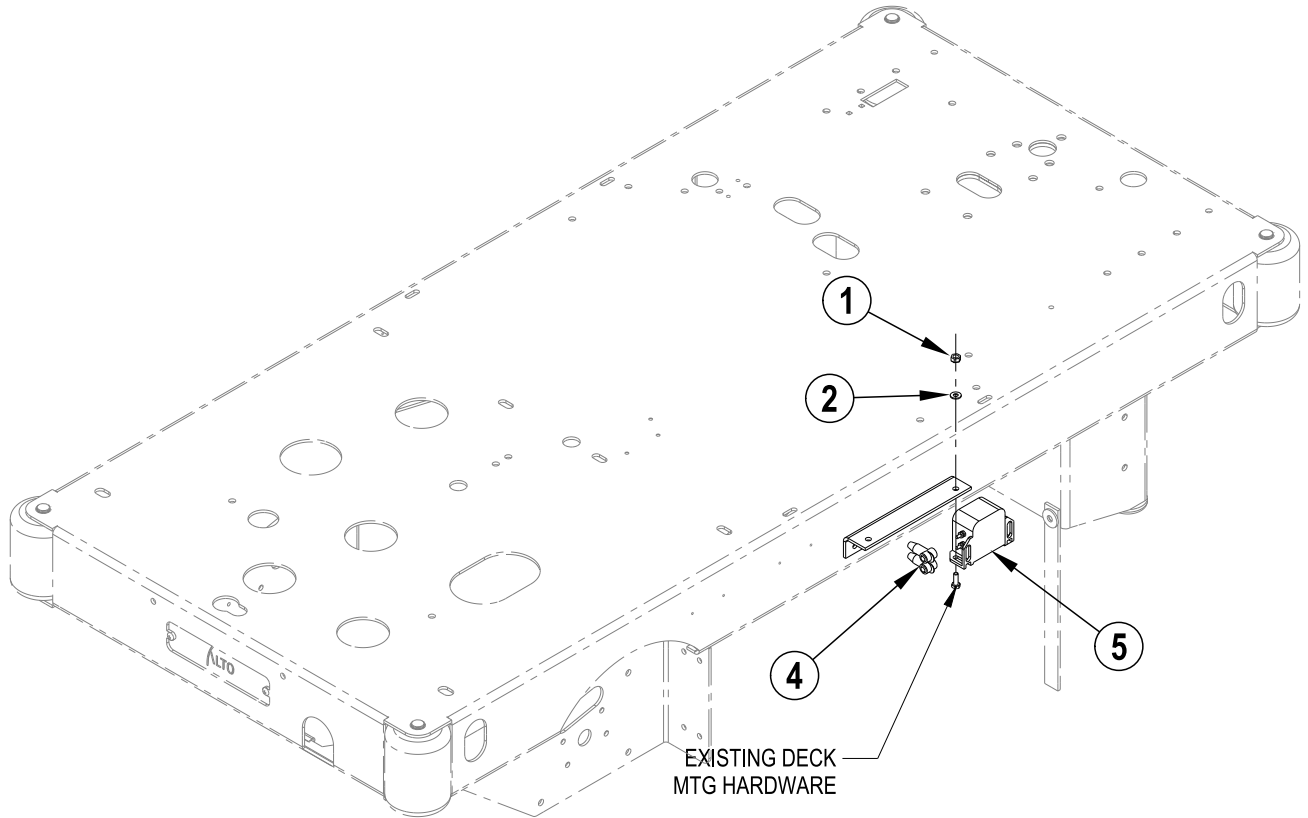
Item	Ref. No.	Qty	Description
			Option No. 0780-552
1	0860-636	1	Brake -Lh
2	8-14-01006	1	Clevis
3	2-00-04909	1	Pin, 1/4 X 3/4 Lg
4	7-08-01146	1	Bracket, Brake Pivot
5	7-55-00040	1	Pedal, Brake
6	7-55-05070	1	Pedal, Parking Brake
7	7-66-00204	1	Rod-Brake Lh
8	8-76-00054	1	Spring
9	7-13-07226	1	Clip-Parking Brake
10	2-00-00641	7	Nut, Fiber Insert 1/4-20
11	8-21-04048	1	Edging - Broom Chamber
12	2-00-00221	2	Bolt-Hex Head, Finished, 1/4-20x3/4 Lg
13	2-00-00233	1	Bolt-Hex Head, Finished, 3/8-16 X 1.00
14	2-00-00402	9	Washer, 25/64" Id X 3/4" OD
15	2-00-00643	2	Locknut-Elastic, 3/8-16
16	2-00-03750	Ref.	Bolt, 3/8-16 X 1.5" Carriage
17	2-00-02310	1	Washer-Lock, 3/8", Helical Spring
18	2-00-02360	1	Nut, Hex, 3/8-16
19	8-09-01069	1	Spacer, .259 Id X .355 Od X .375 Lg
20	7-76-00013	1	Spring-Squeegee Release Pedal
21	2-00-05916	1	Pin, Coiled Spring
22	2-00-03702	5	Washer, .625 X .281 X .063
23	2-00-05249	1	Hair Pin (Cotter)
24	2-00-00222	1	1/4-20 X 1.25 Lg Hex Head Screw
25	2-00-01255	4	5/16-18 X 7/8 Lg Hex Head Screw
26	2-00-00644	4	Nut, Hex, Insert Fiber, 5/16-18
27	7-55-00041	1	Pedal, Brake
28	2-00-00205	2	Bolt, 1/4-20 Finished Hex Head
[]	8-50-05063	1	Pad, Brake Pedal
[]	8-50-05030	1	Pad, Brake Lock

[] = Not Shown

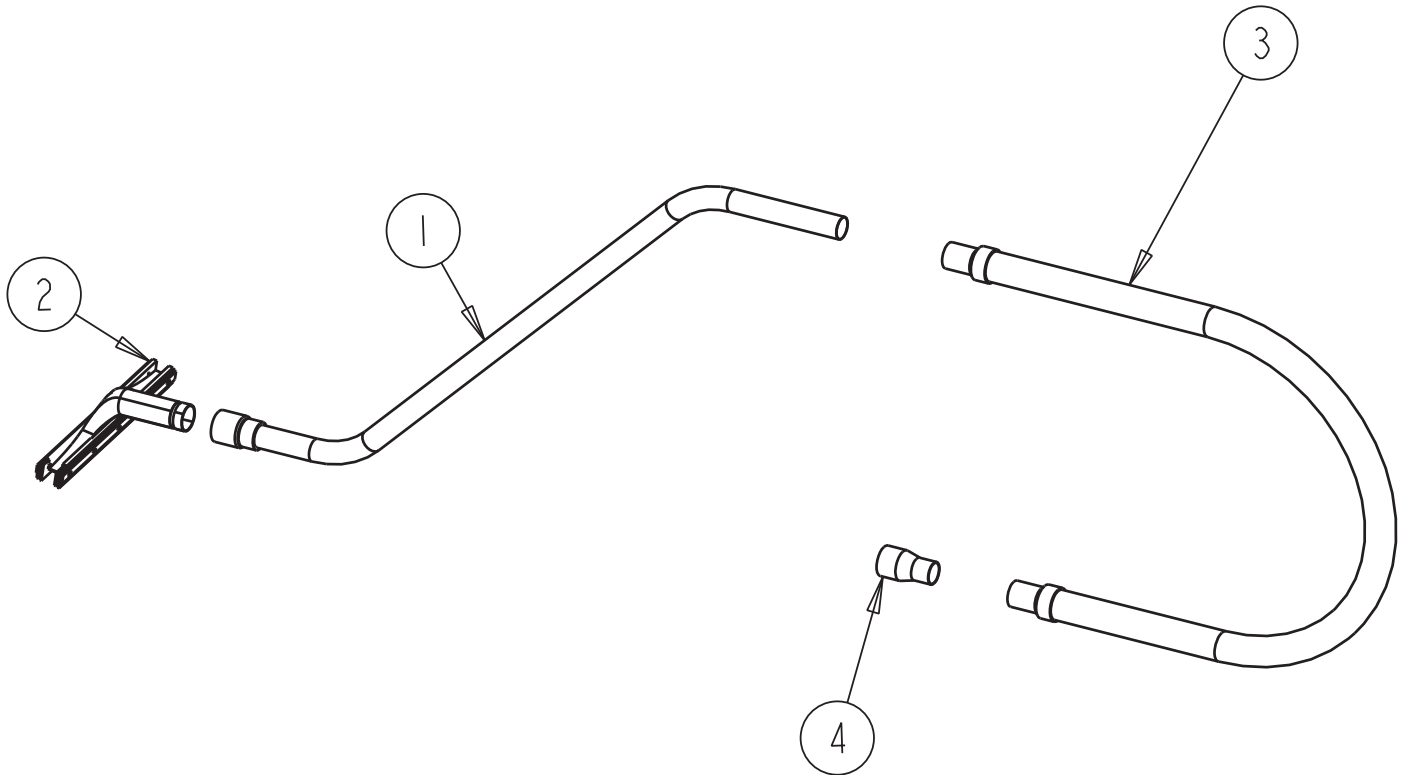


Item	Ref. No.	Qty	Description
Option No. 0780-557			
1	8-75-01207	2	Spacer-Tailight Mtg
2	8-40-05044	1	Tail Light, 12V
3	2-00-02933	2	Screw
4	2-00-04210	1	Clamp
5	2-00-01246	2	Nut-#10-24 Elastic Stop Nut
6	8-40-05052	1	Head Light
7	2-00-05869	1	Gasket, Switch
8	2-00-05827	1	Switch Body
9	2-00-05837	1	Actuator, Light Package
10	2-00-03466	4	Screw #10 X 16.50 Zn Self Tapping
[]	56109402	1	Light Package Harness

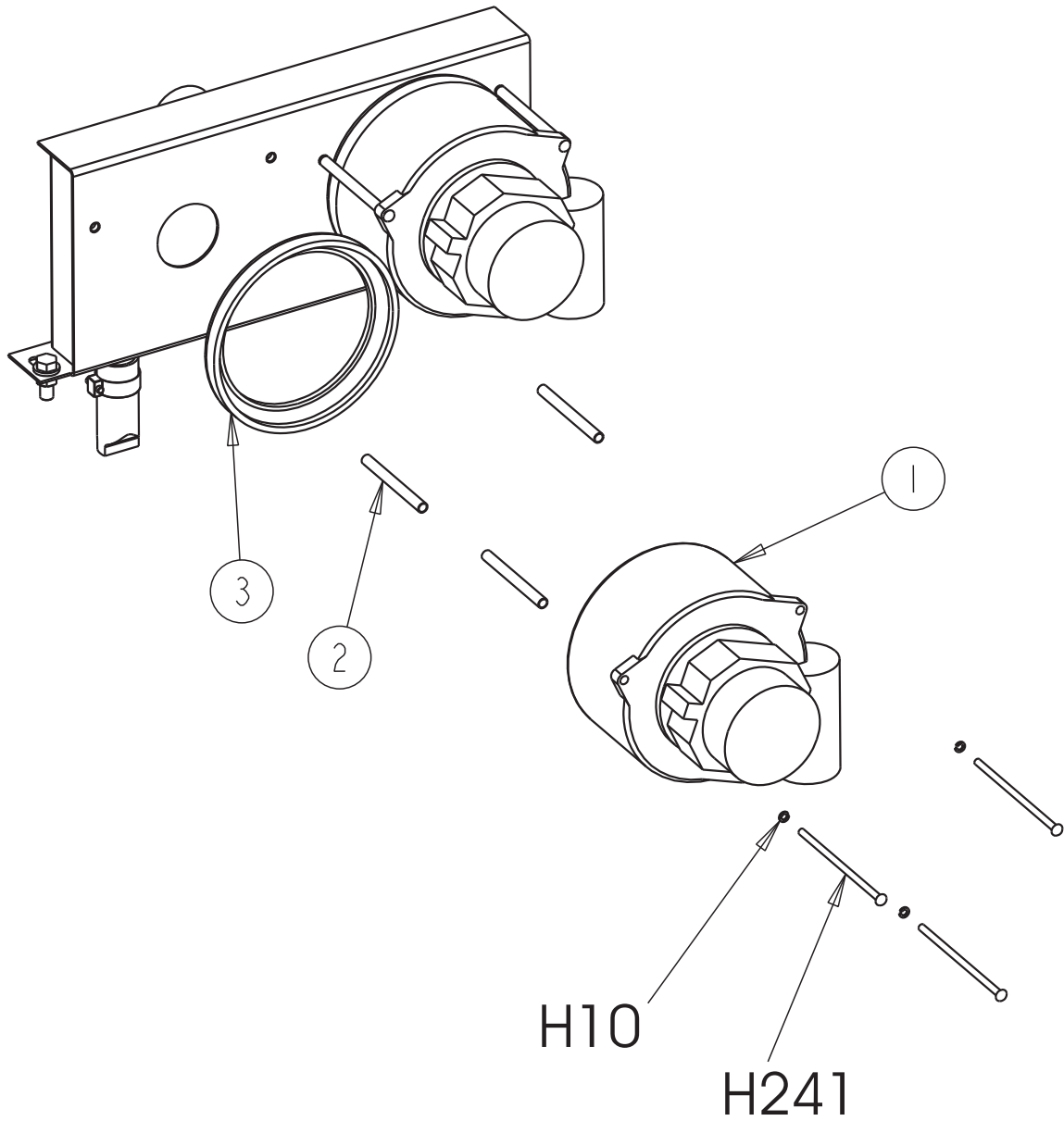
[] = Not Shown



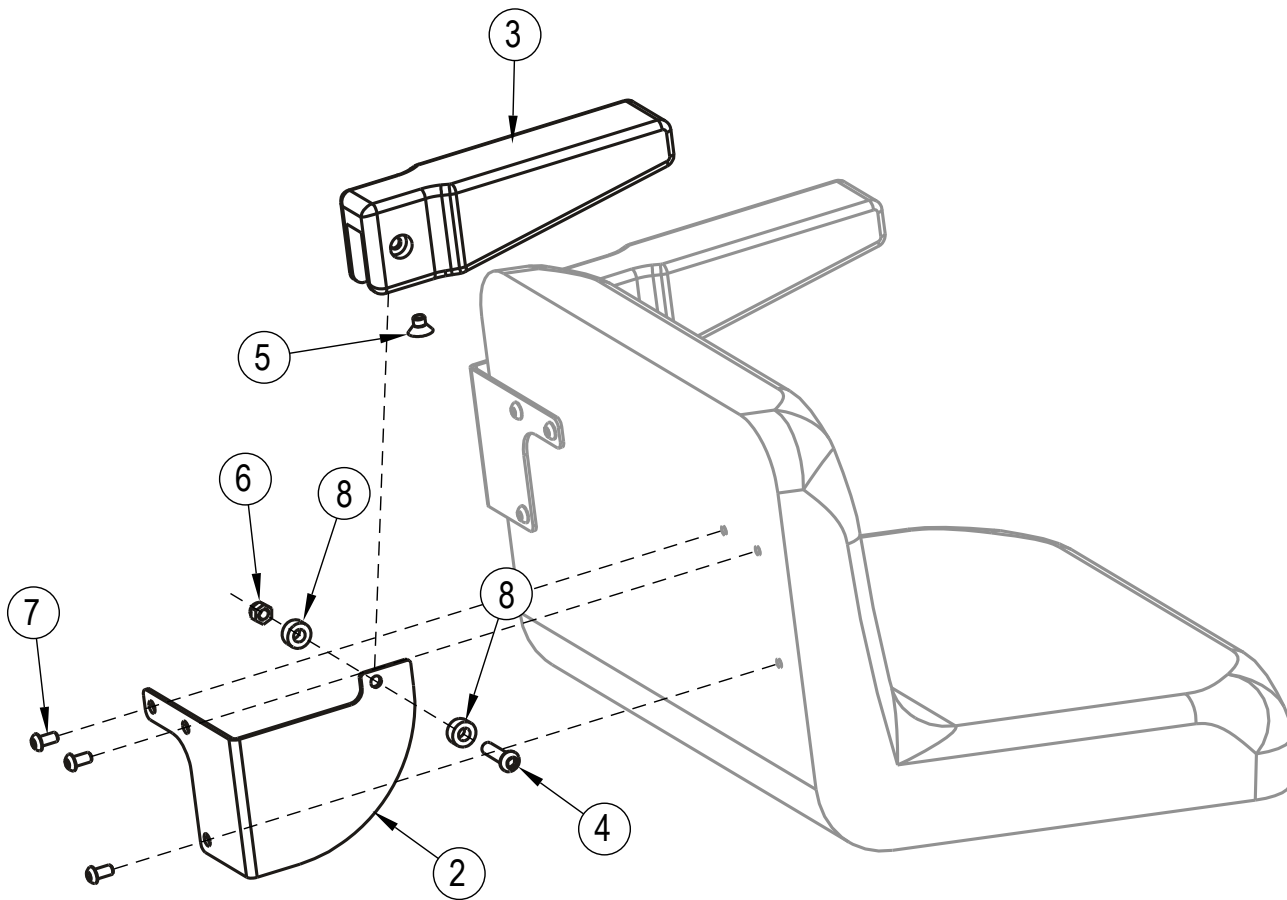
Item	Ref. No.	Qty	Description
Option No. 0780-551			
1	2-00-00644	1	Hex Nut, 5/16-18 Insert Fiber
2	2-00-03702	1	Washer, .625 X .281 X .063
3	2-00-00828	2	Ring Terminal
4	56409538	2	Insulator, Terminal
5	56409232	1	Back Up Alarm



Item	Ref. No.	Qty	Description
			Option No. 0780-429
1	639804	1	Wand Assembly
2	638828	1	Tool, Squeegee
3	634118	1	Hose-Vac
4	7-03-00044	1	Adapter-Transition

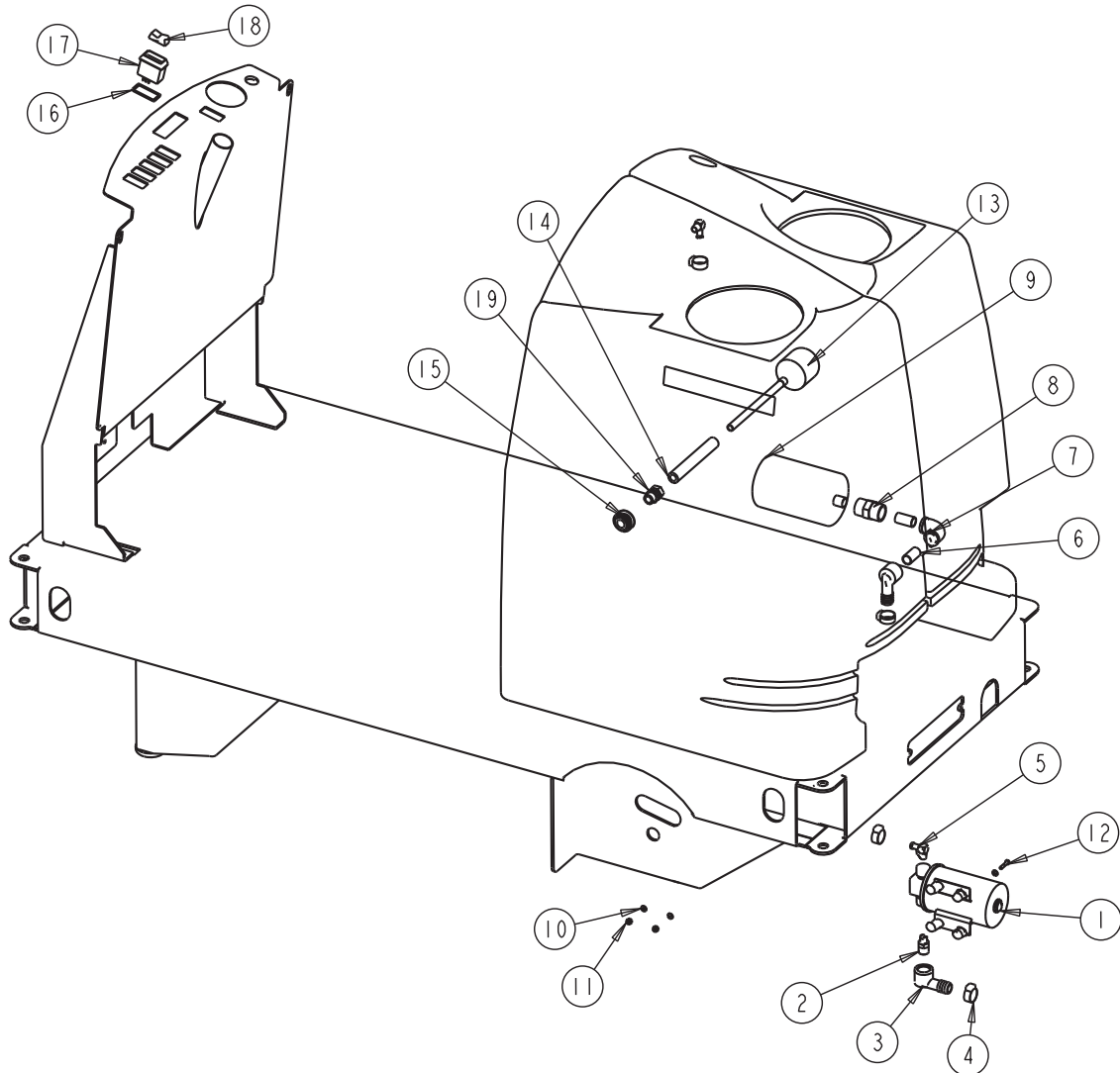


Item	Ref. No.	Qty	Description
			Option No. 0780-427
1	0782-124	1	Vac Fan (Motor Brushes Pn: 0775-186 /2 Required)
2	7-75-01184	3	Spacer
3	2-22-00003	1	Motor Mounting Ring
4	7-64-00032	1	Circuit Breaker – 50A
5	2-00-05065	2	Terminal-Wire Nut (Blue) (Note 3)
6	2-00-01862	2	Terminal-#10 Ring
H10	2-00-00519	3	Lock Washer, #10 Medium Hs
H241	2-00-05395	3	Screw, Rhm 25-20 X 4.00 Zinc

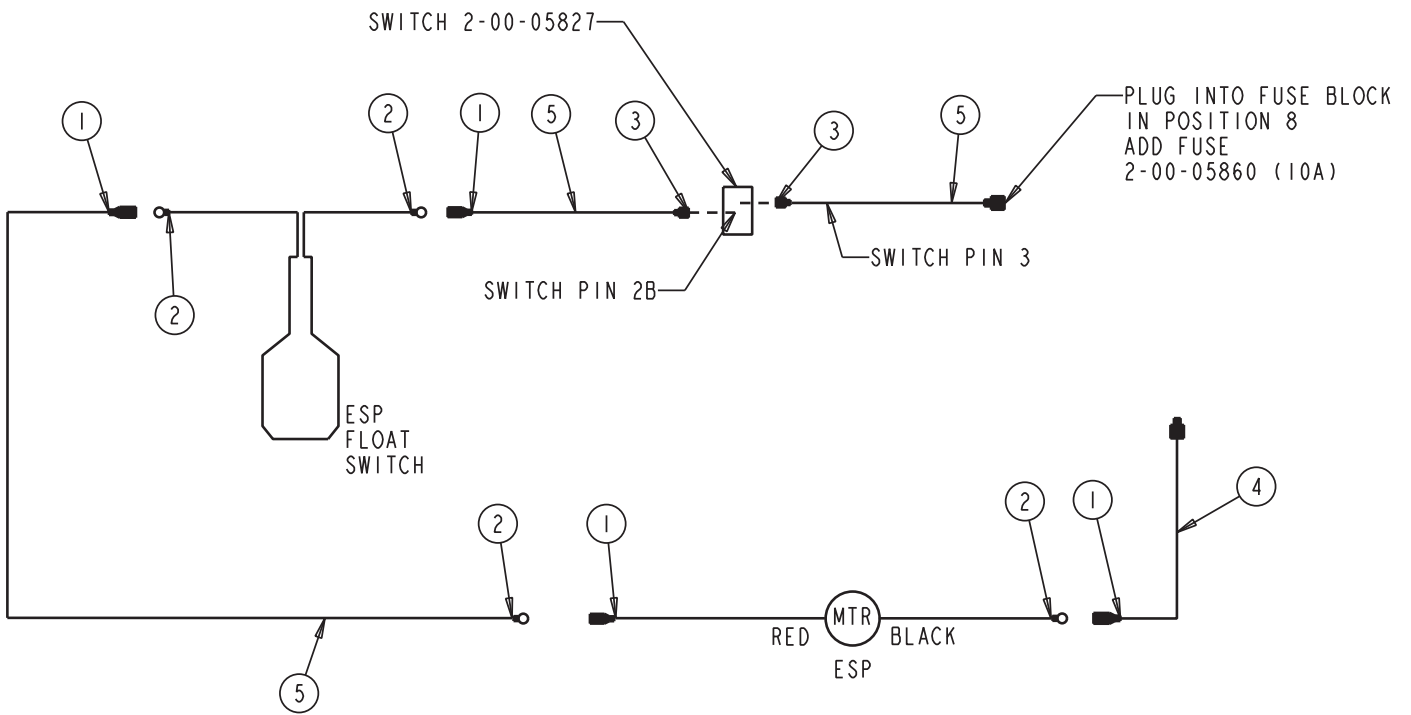


Item	Ref. No.	Qty	Description
Option No. 7-69-00005			
[1]	Ref	1	Left Arm Bracket
2	Ref	1	Right Arm Bracket
3	Ref	2	Molded Arm Rest
4	Ref	2	3/8-16 X 1.50 Lg Bhscs
5	Ref	2	3/8-16 X .50 Lg Fhscs
6	Ref	2	3/8-16 Center Lock Acorn Nut
7	Ref	6	5/16-18 X .63 Lg Bhscs
8	Ref	4	Nylon Spacer

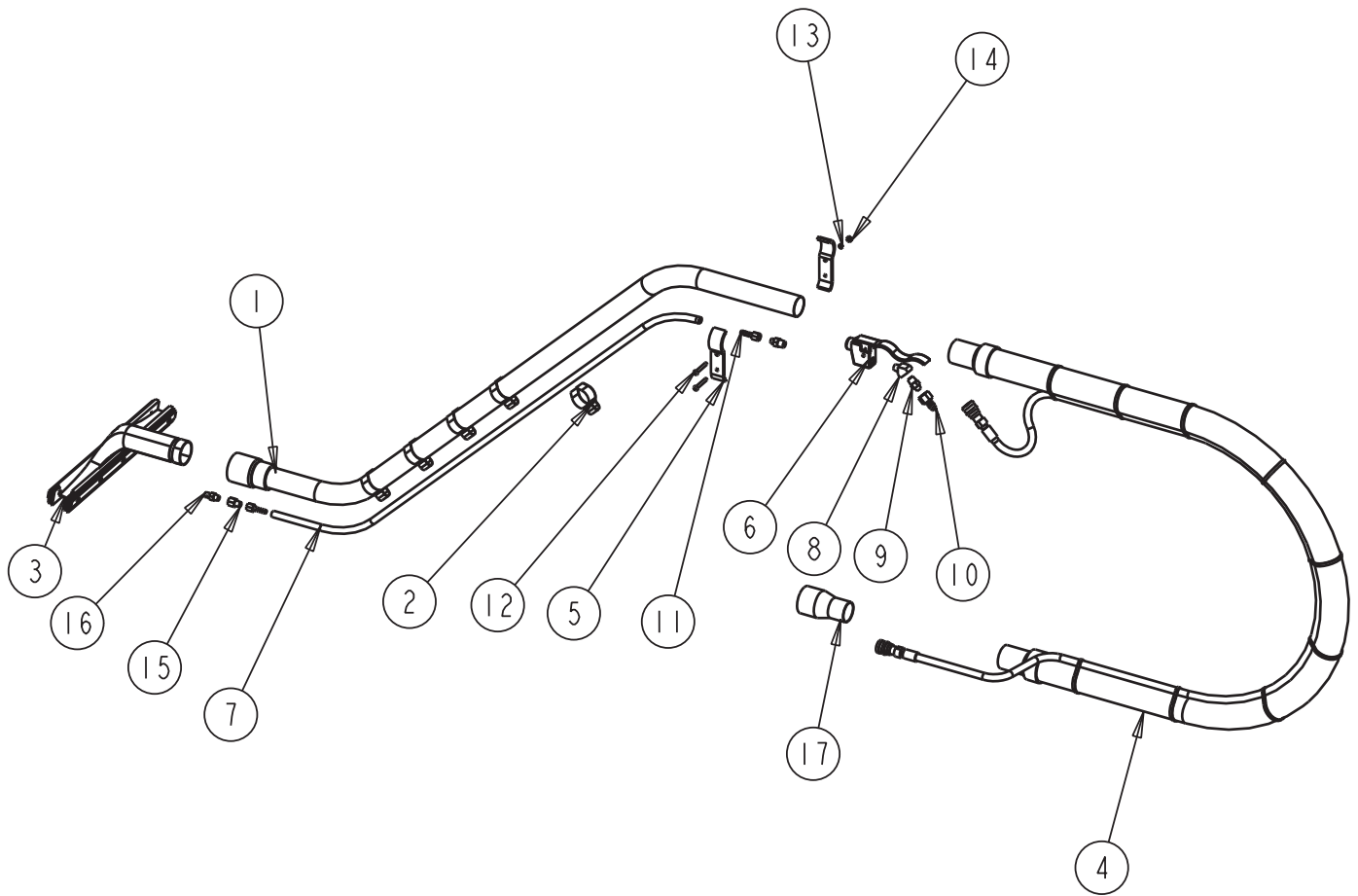
[] = Not Shown



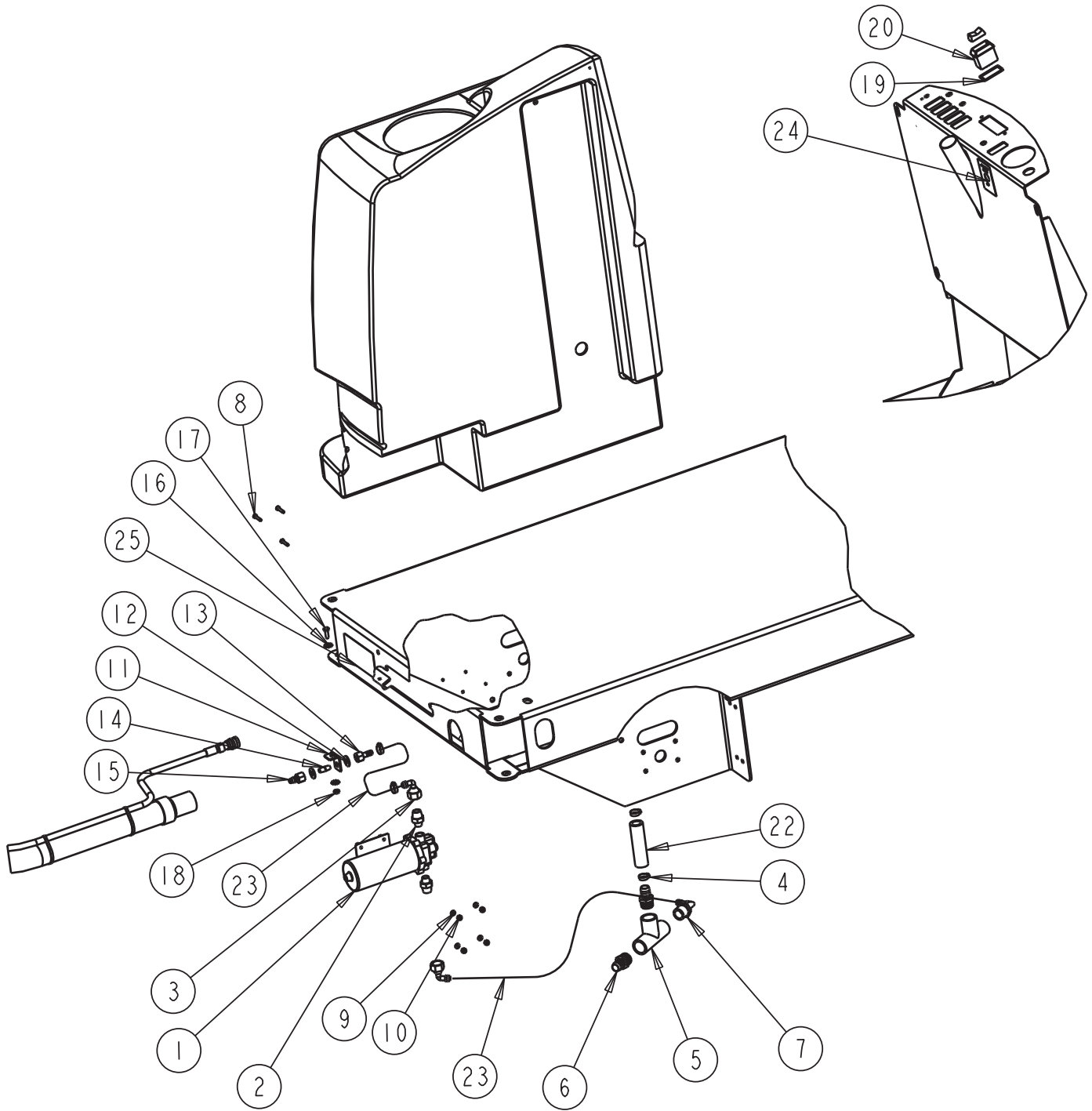
Item	Ref. No.	Qty	Description
Option No. 0780-556			
1	7-60-05013	1	Pump-Recycling (36 Vdc)
2	7-25-02062	1	Fitting-Reducer Nipple
3	2-00-05132	2	Fitting-Elbow
4	2-00-03407	4	Hose Clamp- Witteck #10p
5	7-25-02061	2	Fitting
6	2-00-05131	2	Fitting-Nipple
7	2-00-05083	1	Fitting- 90 Degree 3/4 Npt Elbow
8	2-00-04736	1	Pipe Connector
9	7-24-04038	1	Filter-Pump Inlet
10	2-00-00426	8	Washer-Flat .500 X .219 X .063
11	2-00-01246	4	Nut-#10-24 Elastic Stop Nut
12	2-00-00039	4	Screw #10-24
13	0775-164	1	Float Switch (Gray)
14	7-87-02191	1	Tube-Float Switch
15	7-09-01124	1	Bulkhead Fitting
16	2-00-05869	1	Gasket, Switch
17	2-00-05827	1	Switch Body
18	2-00-05838	1	Actuator, Esp
19	7-09-01122	1	Bushing



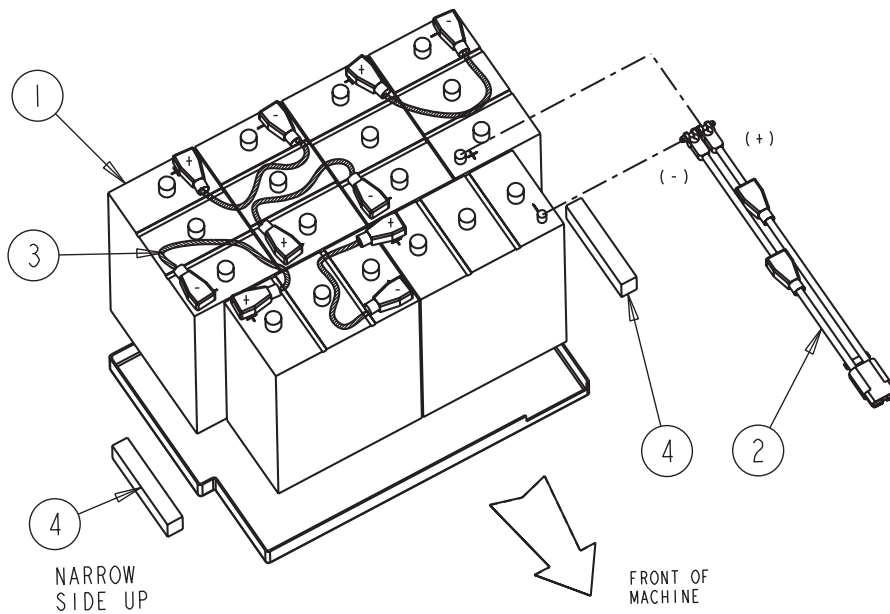
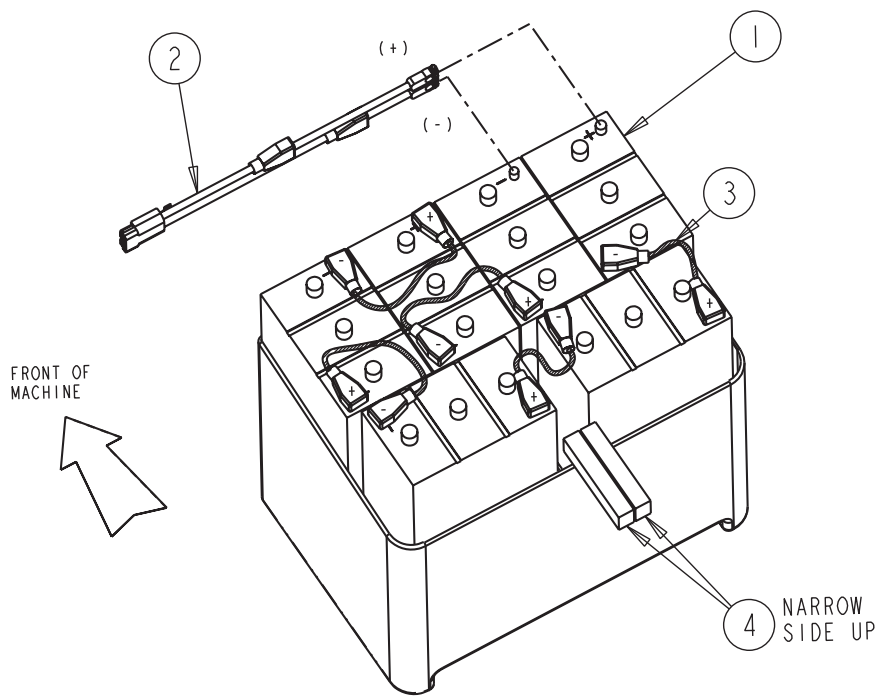
Item	Ref. No.	Qty	Description
1	2-00-04626	4	Terminal (.156 Female)
2	2-00-04578	4	Terminal (.156 Male)
3	2-00-03418	3	Terminal-.25 Fiso Female
4	3-61-00189	1	Wire-16ga (Black)
5	3-61-00193	1	Wire-16ga (Red)



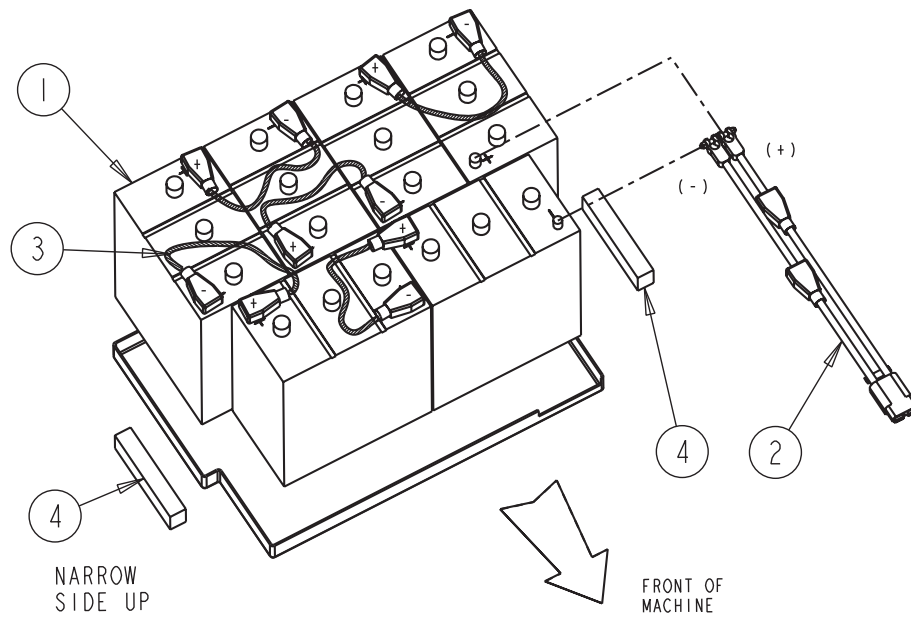
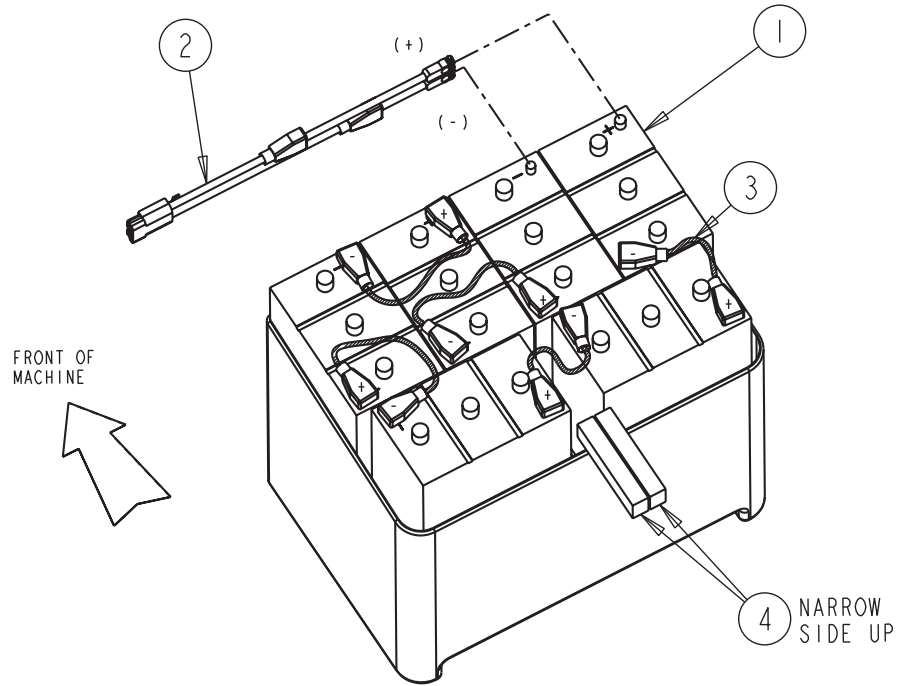
Item	Ref. No.	Qty	Description
Option No. 0780-558			
1	639804	1	Wand Assembly
2	7-13-07140	5	Clamp, Hose
3	638828	1	Tool Assembly
4	0261-029	1	Hose Assembly
5	7-13-07139	2	Clamp, Valve
6	7-88-00058	1	Valve-Solution 1/4 Npt
7	7-33-02306	1	Hose, Solution Feed
8	8-56-05026	1	45 Street Elbow
9	2-00-05206	2	Reducer-Male Pipe 1/4 X 1/8
10	56220055	1	Plug
11	2-00-05207	2	Adapter, 1/4 Hose X 1/8 Npt
12	2-00-00089	2	Screw #10-24 X1.5 Lg, Rhm
13	2-00-04686	2	Washer
14	2-00-00605	2	Nut-#10-24 Hex
15	2-00-05208	1	Adapter- 1/8 Pipe, Brasse
16	7-50-01002	1	Spray Nozzle
17	7-03-00044	1	Adapter-Transition



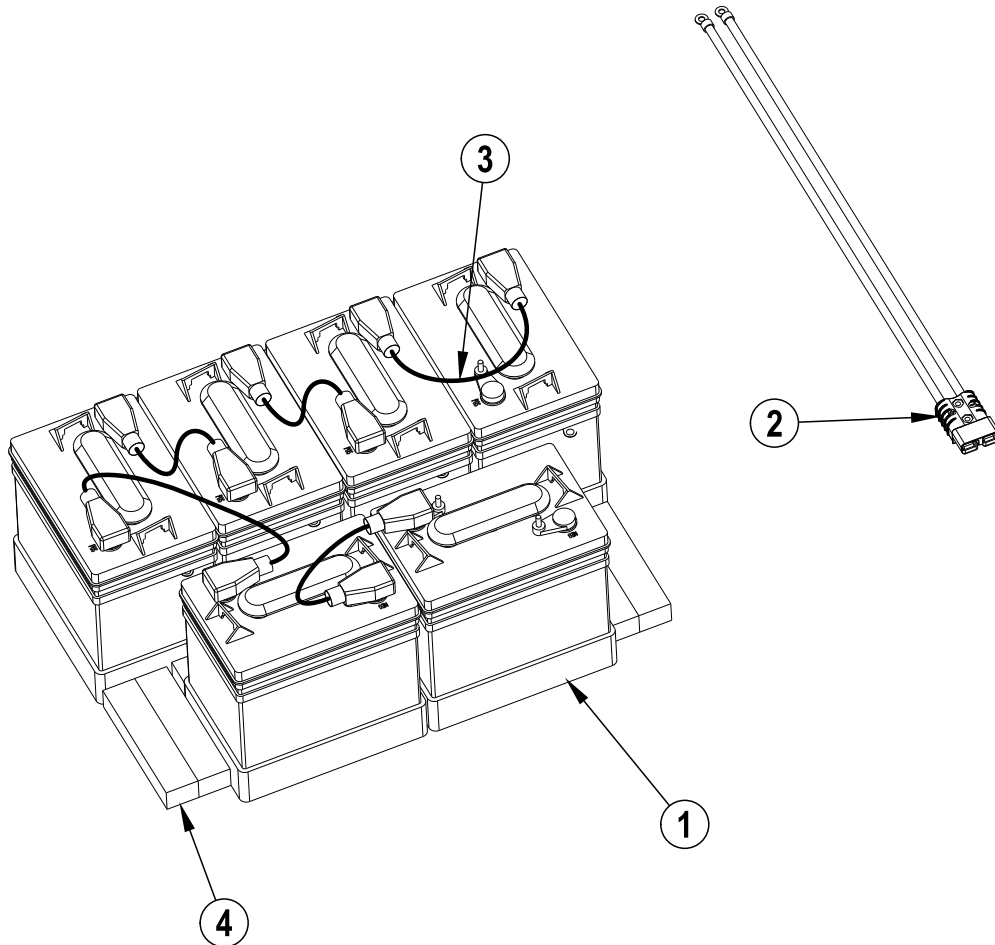
Item	Ref. No.	Qty	Description
1	7-60-05017	1	Pump-Water 36 Vdc
2	7-03-00047	2	Adapter-Plastic 3/8-1/2 Npt
3	7-25-02073	2	Fitting-90 Degree Elbow 1/2 Npt X 3/8 Barb
4	2-95-04388	4	Clamp, Hose
5	7-25-02037	1	Fitting-Plastic (Tee)
6	7-25-02012	2	Fitting, 3/4" Npt X 3/4" Barbed
7	2-00-04655	1	Fitting-90 Degree Elbow (Nylon)
8	2-00-00039	4	Screw #10-24
9	2-00-00460	4	Washer-Flat .438 X .192 X .031
10	2-00-01246	4	Nut-#10-24 Elastic Stop Nut
11	7-08-00769	1	Bracket-Hose Connection
12	2-00-00415	2	Washer, .94id X .47odx.062
13	50300A	1	Adapter- 3/8 Hose Barb X 1/8 Npt (F)
14	2-00-03875	1	Close Nipple (Brass)
15	56220055	1	Plug
16	2-00-00503	2	Washer, Lock 1/4-20
17	2-00-00221	1	Bolt-Hex Head, Finished, 1/4-20x3/4 Lg
18	2-00-00594	1	Nut, Hex 1/4-20
19	2-00-05869	1	Gasket, Switch
20	2-00-05827	1	Switch Body
21	2-00-05839	1	Actuator, Esp
22	3-71-03025	1	Hose
23	3-71-00081	1	Hose, 3/8" I. D. X 36.0"
24	7-18-00217	1	Decal-Power Wand
25	7-18-00121	1	Decal-Warning



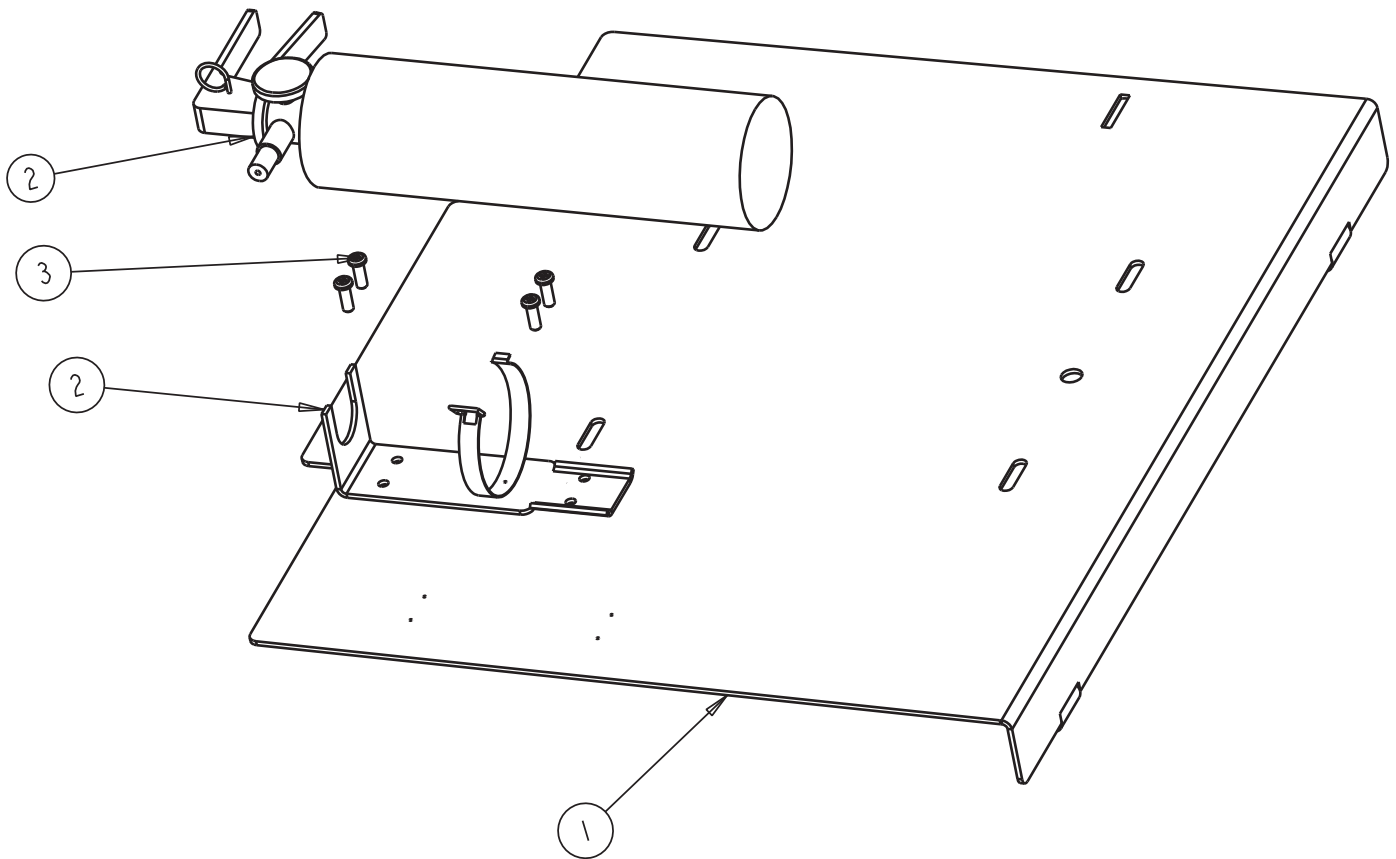
Item	Ref. No.	Qty	Description
1	0875-071-2	6	Battery-6v Lead Acid (Wet - Option 0780-203)
1	0875-072-2	6	Battery-6v Lead Acid (Dry - Option 0780-204)
2	0875-102	1	Connector Assembly (To Battery)
3	7-90-07286	5	Battery Connector Wire
4	8-75-01206	2	Spacer-Battery Pan (6) Volt



Item	Ref. No.	Qty	Description
1	0875-103	6	Battery-6v Lead Acid (Wet - Option 0780-205)
	0875-104	6	Battery-6v Lead Acid (Dry - Option 0780-206)
2	0875-102	1	Connector Assembly (To Battery)
3	7-90-07286	5	Battery Connector Wire
4	8-75-01206	2	Spacer-Battery Pan (6) Volt



Item	Ref. No.	Qty	Description
1	56206079	6	Battery-6V 238AH (Wet - Option 0780-731)
2	56460036	1	Connector Assembly (To Battery)
3	56302225	5	Cable Assembly
4	8-75-01206	6	Spacer-Battery Pan



Item	Ref. No.	Qty	Description
			Option No. 0780-462
1	7-16-07406	1	Seat Deck Weldment
2	8-83-04033	1	Fire-Extinguisher 2 1/2 Pound
3	2-95-01998	4	Screw #14-10 X .75 T/F Rh

**34" BRUSHES AND PAD DRIVERS
PAD ASSEMBLY 17" (17520C)**

Ref. No.	Qty	Description
Ref	1	Pad Driver, Model Face 17" Od
833802	1	Gimbal, Brush
838301	1	Spring, Brush Holder
962495	6	Screw, 1/4 - 20 X 1
56941A	1	Center- Lok 3
Ref	3	Screw, #8 X 5/8 Pan Hd Phillips, Sheet Metal

BRUSH ASSEMBLY GRIT 17" (11425B)

Ref. No.	Qty	Description
Ref	1	Brush, Grit 17" Od
833802	1	Gimbal, Brush
838301	1	Spring, Brush Holder
962495	6	Screw, 1/4 - 20 X 1

BRUSH ASSEMBLY POLY 17" (11424B)

Ref. No.	Qty	Description
Ref	1	Brush, Polypropylene 17" Od
833802	1	Gimbal, Brush
838301	1	Spring, Brush Holder
962495	6	Screw, 1/4 - 20 X 1

**38" BRUSHES AND PAD DRIVERS
PAD ASSEMBLY 19" (17524B)**

Ref. No.	Qty	Description
Ref	1	Pad Driver, Model Face 19" Od
833802	1	Gimbal, Brush
838301	1	Spring, Brush Holder
962495	6	Screw, 1/4 - 20 X 1
56949A	1	Center- Lok 3
Ref	3	Screw, #8 X 5/8 Pan Hd Phillips, Sheet Metal

BRUSH ASSEMBLY GRIT 19" (11425B)

Ref. No.	Qty	Description
Ref	1	Brush, Grit 19" Od
833802	1	Gimbal, Brush
838301	1	Spring, Brush Holder
962495	6	Screw, 1/4 - 20 X 1

BRUSH ASSEMBLY POLY 19" (11424B)

Ref. No.	Qty	Description
Ref	1	Brush, Polypropylene 19" Od
833802	1	Gimbal, Brush
838301	1	Spring, Brush Holder
962495	6	Screw, 1/4 - 20 X 1

PART NOS. FOR MOTOR BRUSH REPLACEMENT

<u>Motor No.</u>	<u>Brush No.</u>
0782-124 (Ametek vac motor)	0775-186
0782-144 (Scott brush motor)	0780-582
0782-110 (Presweep motor)	0775-215
0785-091 (AMER drive wheel motor)	56412325

Fuse Part Nos.

2-00-05861 (2 amp)
2-00-05860 (10 amp)
8-28-05019 (70 amp)

0760-954 - SPARE PARTS KIT (34")

Ref. No.	Qty	Description
7-77-00120	1	Rubber, Outer Lh Side Squeegee
7-77-00121	1	Rubber, Outer Rh Side Squeegee
7-77-00118	1	Rubber, Inner Rh Side Squeegee
7-77-00119	1	Rubber, Inner Lh Side Squeegee
30913A	1	Rubber, Inner Rear Squeegee
30953A	1	Rubber, Outer Rear Squeegee
7-33-02377	1	Hose, Squeegee
59971A	2	Wheel, Squeegee Adjustment

0760-955 - SPARE PARTS KIT (38")

Ref. No.	Qty	Description
7-77-00121	2	Rubber, Outer Rh Side Squeegee
7-77-00118	2	Rubber, Inner Rh Side Squeegee
30954A	1	Rubber, Inner Rear Squeegee
30935A	1	Rubber, Outer Rear Squeegee
7-33-02377	1	Hose, Squeegee
59971A	2	Wheel, Squeegee Adjustment

0760-956 - SPARE PARTS KIT (34" CYLINDRICAL)

Ref. No.	Qty	Description
7-77-00170	2	Rubber, Side Squeegee
7-77-00165	2	Rubber, Cylindrical Squeegee
30913A	1	Rubber, Inner Rear Squeegee
30953A	1	Rubber, Outer Rear Squeegee
7-33-02377	1	Hose
59971A	2	Wheel, Squeegee Adjustment

CLARKE PRODUCT SUPPORT BRANCHES

U. S. A. Locations

PRODUCTION FACILITIES

Clarke®, Springdale, Arkansas
2100 Highway 265
Springdale, Arkansas 72764
(479) 750-1000
Customer Service - 1-800-253-0367
Technical Service - 1-800-356-7274

American Lincoln®, Bowling Green, Ohio 43402
1100 Haskins Road

SERVICE FACILITIES

Clarke®, Elk Grove, Illinois 60007
2280 Elmhurst Road
(847) 956-7900

Clarke®, Denver, Colorado 80204
1955 West 13th Ave.
(303) 623-4367

Clarke®, Houston, Texas 77040
7215 North Gessner Road
713-937-7717

SERVICE AND SALES FACILITY

American Lincoln® / Clarke, Madison Heights,
Michigan 48071-0158
29815 John R.
(810) 544-6300

American Lincoln® / Clarke, Marietta, Georgia 30066
1455 Canton Road
(770) 973-5225

SALES AND DISTRIBUTION CENTER

Clarke®, Secaucus, NJ 07094
74 Henry Street
(201) 864-5503

Clarke®
Clarke American Sanders
A.L. Cook
Customer Service Headquarters and Factory
2100 Highway 265
Springdale, Arkansas 72764
(479) 750-1000

Technical Service
1-800-356-7274

European Locations

PRODUCTION FACILITIES

ALTO Danmark A/S, Aalborg
Blytaekkervej 2
DK-9000 Aalborg
+45 72 18 21 00

ALTO Danmark A/S, Hadsund
Industri kvarteret
DK-9560 Hadsund
+45 72 18 21 00

SALES SUBSIDIARIES

ALTO U.S. - Canada, Ontario (Canada)
4080 B Sladeview Crescent Unit 1
Mississauga, Ontario L5L 5Y5
(905) 569-8586

ALTO Overseas Inc., Sydney (Australia)
1B/8 Resolution Drive
Caringbah NSW 2229
+61 2 9524 6122

ALTO Cleaning Systems Asia Pte Ltd., Singapore
No. 17 Link Road
Singapore 619034
+65 268 1006

ALTO Deutschland GmbH, Bellenberg (Germany)
Guido-Oberdorfer-Straße 2-8
89287 Bellenberg
+49 0180 5 37 37 37

ALTO Cleaning Systems (UK) Ltd., Penrith
Gilwilly Industrial Estate
Penrith
Cumbria CA11 9BN
+44 1768 868 995

ALTO France S.A. Strasbourg
B.P. 44, 4 Place d'Ostwald
F-67036 Strasbourg
Cedex 2
+33 3 8828 8400

ALTO Nederland B.V.
Postbus 65
3370 AB Hardinxveld-Giessendam
The Netherlands
+31 184 677 200

ALTO Sverige AB, Molndal (Sweden)
Aminogatan 18
Box 4029
S-431 04 Molndal
+46 31 706 73 00

ALTO Norge A/S, Oslo (Norway)
Bjernerudveien 24
N-1266
+47 2275 1770

Clarke® U.S. WARRANTY

This Clarke Industrial/Commercial Product is warranted to be free from defects in materials and workmanship under normal use and service for a period of one year from the date of purchase, when operated and maintained in accordance with Clarke's Maintenance and Operations Instructions.

This warranty is extended only to the original purchaser for use of the product. It does not cover normal wear parts such as electrical cable, rubber parts, hoses and motor brushes.

If difficulty develops with the product, you should:

(a). Contact the nearest authorized Clarke repair location or contact the Clarke Service Operations Department, 2100 Highway 265, Springdale, Arkansas 72764, for the nearest authorized Clarke repair location. Only these locations are authorized to make repairs to the product under this warranty.

(b). Return the product to the nearest Clarke repair location. Transportation charges to and from the repair location must be prepaid by the purchaser.

(c). Clarke will repair the product and or replace any defective parts without charge within a reasonable time after receipt of the product.

Clarke's liability under this warranty is limited to repair of the product and/or replacement of parts and is given to purchaser in lieu of all other remedies, including INCIDENTAL AND CONSEQUENTIAL DAMAGES.

THERE ARE NO EXPRESS WARRANTIES OTHER THAN THOSE SPECIFIED HEREIN. THERE ARE NO WARRANTIES WHICH EXTEND BEYOND THE DESCRIPTION OF THE FACE HEREOF. NO WARRANTIES, INCLUDING BUT NOT LIMITED TO WARRANTY OF MERCHANTABILITY, SHALL BE IMPLIED. A warranty registration card is provided with your Clarke product. Return the card to assist Clarke in providing the performance you expect from your new floor machine.

Clarke®, 2100 Highway 265, Springdale, Arkansas 72764.

Clarke® POLYDUR TANK EIGHT YEAR U.S. GUARANTEE

Your new Clean Track Extractor has Polydur Tanks. Polydur is a rotationally molded, high-density linear polyethylene that won't crack or dent, and withstands most corrosives and temperature extremes. Clarke backs up your Polydur Tanks with its eight year guarantee. If a tank breaks, cracks, or leaks, within eight years, it will be replaced free.

This guarantee applies specifically to the Polydur Tanks and does not extend to normal wear items.

Clarke reserves the right to make changes or improvements to its machine without notice.

Always use genuine Clarke Parts for repair.

Clarke®

**2100 Highway 265
Springdale, Arkansas, 72764**