

Z26T and Z26BA Automatic Scrubbers

Big performance, small impact on the budget.



Z26T and Z26BA

The Z26 auto scrubbers are uniquely positioned with smaller, maneuverable bodies, but with scrub decks and squeegees of 26" machines. The units are rugged enough to handle larger jobs, but are affordable, like smaller machines.

The Z26 auto scrubbers feature simple controls and easy to read gauges. These "ultra quiet" units have 26" inch cleaning paths, 16 gallon solution tanks, 19 gallon recovery tanks and 33.5" squeegees.

The Z26T comes standard with a transaxle and the Z26BA is a price

point brush assist unit. The Z26T scrubber comes standard with two gel cell batteries for reliable, productive cleaning with no maintenance hassles. The Z26BA comes standard with two lead acid batteries. The durable polyethylene tanks on the scrubber are impact resistant, warranted for 10 years and are designed to allow fast and easy access to the batteries and motor.

Make a wise choice and add the affordable Z26T or Z26BA scrubbers to your floor care program today.

TECHNICAL SPECIFICATIONS

	Z26T / Z26BA
Cleaning Width	26"
Avg. Productivity	22,500 ft ² /hr.
Run Time	3 hrs.
Brush Diameter	(2) 13" disks
Brush RPM	340 rpm
Brush Pressure	83 lbs
Brush Motor	(2) 0.54 hp
Traction Motor	0.54 hp / (BA) NA
Drive Type	Variable / (BA) Brush Assist
Vacuum Motor	0.6 hp
Solution Tank	16 gal.
Recovery Tank	19 gal.
Power System	24V DC
Battery Type	(2) 155 AH/(BA) (2) 12V 145 AH
Charger	24V 20 Amp/(BA) 24V 15 Amp
Length/Height	59"X41"
Width	27.5" (33.5" w/squeegee)
Wt. w/out Batteries	254 lbs. / 244 lbs.




PACIFIC


2259 South Sheridan, Muskegon, MI 49442

Toll Free in the U.S.: (800) 968-1332 • Ph: (231) 773-1330 • Fax: (231) 773-1642
www.pacificfloorcare.com • www.nextwaveofclean.com

Z26T/Z26BA Features & Benefits



The pressure, angle and height of the squeegee can be easily adjusted. Two squeegee support wheels ensure smooth movement along the cleaning path.



The heavy duty squeegee assembly can be quickly removed, no tools needed, by pulling on two latches. This makes transportation through doorways or in and out of vehicles a breeze. In addition, no tools are required when changing the blade from one of the four useable sides.




The Z26T/Z26BA console is simply and intuitively designed and able to hold chemicals, keys, cell phones or other items to keep operators organized. The Z26T comes standard with a variable speed potentiometer, which provides the operator a full range of scrubbing speeds for effective, productive operation.



The Z26T/Z26BA auto scrubber's drain hose is located in the front of the machine so that it can be easily and conveniently driven into tight janitorial closets to be emptied.



The Z26T/Z26BA auto scrubber's electronic components are easily accessible for service - undo two latches and remove four screws.



The Z26T/Z26BA comes standard with a parking brake and key switch, ensuring that the machine stays put when it should.



The Z26 auto scrubber has a clean out solution drain hose to allow the operator to easily remove all water from the solution tank and also acts as a sight hose to indicate the amount of solution in the tank.



PACIFIC

2259 South Sheridan, Muskegon, MI 49442
Toll Free in the U.S.: (800) 968-1332
Ph: (231) 773-1330 • Fax: (231) 773-1642
www.pacificfloorcare.com
www.nextwaveofclean.com

Distributed by:

