



Electronic Service Manuals

This electronic document is provided as a service to our customers. We do not create the contents of the information contained in this document. Should you have detailed questions pertaining to the information contained in this document, you may contact Michco, or the manufacturer which provided the original information in this electronic deliverable. Michco's only part in this electronic deliverable was the electronic assembly process. By providing this manual on line we are not guaranteeing parts availability.

You may contact Michco through the following methods:

Phone (517) 484-9312 or (800) 331-3339

2011 N. High St. -- Lansing, Michigan -- 48906

Fax: (517) 484-9836

Email: CustServe@Michco.com

Web site: www.Michco.Com

Parts Web site: www.FloorMachineParts.Com

Order Parts on Line at:

www.FloorMachineParts.Com

Directly to Parts & Service:

By Email: **Shop@Michco.com**

By Fax: (517) 702-2041

By Voice: Use numbers above.

Serving the Cleaning Industry Since 1922

Notice: All copyrighted material remains property of original owners, all trademarks are property of respective owners. Manuals are subject to Manufacturer's reproduction limitations. Originals or reproductions were provided by manufacturers through a request. We make no warranty as to the correctness of information provided in this document and you assume all risk. By placing these manuals on line we are not declaring our corporation to be an manufacturer authorized dealer or provider, please check our web site for authorized manufacturers we represent.



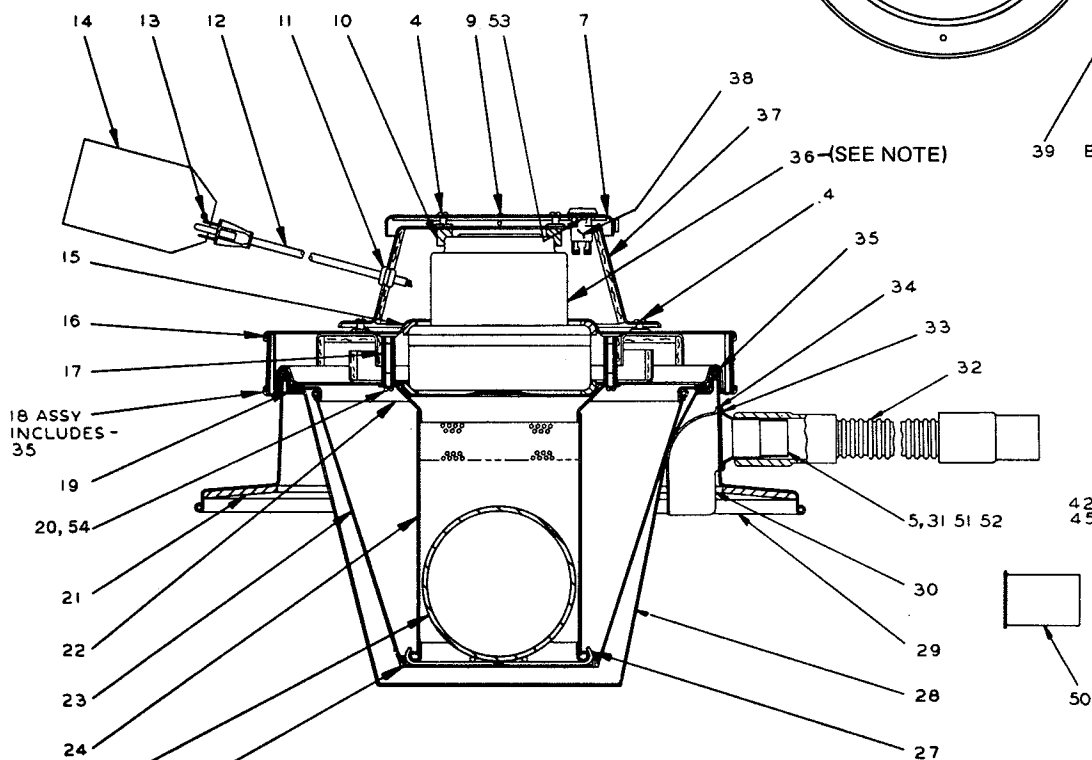
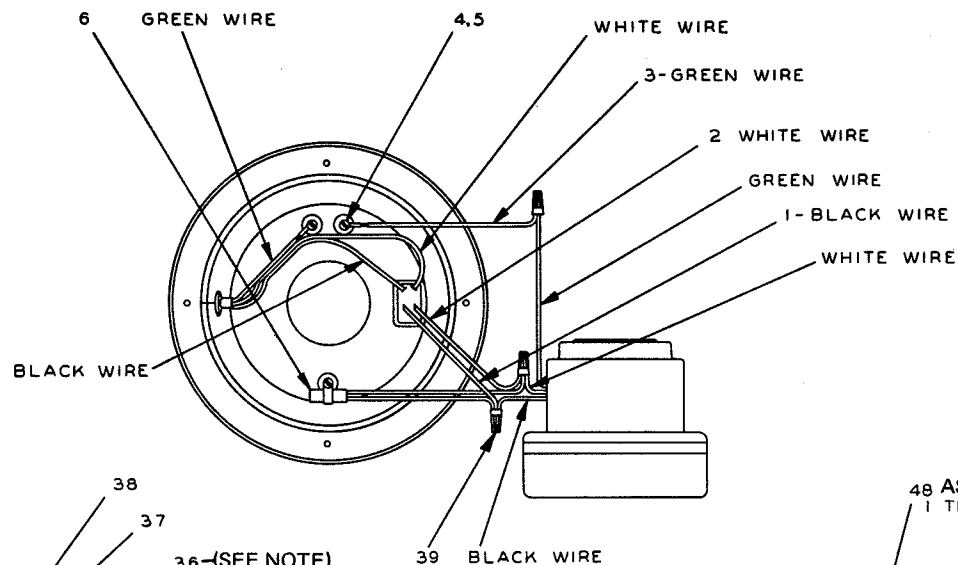
645 E. 7th ST., ST. PAUL, MINN. 55106
 TELEPHONE (612) 771-5581
 TELEX NO. 29-7403

FORM 158-5725
 PARTS BREAKDOWN
 EFFECTIVE DECEMBER 8, 1975
 (See Form No. 200 for prices)
 E.E.O. EMPLOYER M/F

MODEL 1200-55 DRUM ADAPTER
 ASSEMBLY E13466

No.	To Order Use Part No.	Qty.	Description	No.	To Order Use Part No.	Qty.	Description
1	A12573	1	Brush Switch Wire (Black Wire)	30	C13472	1	Deflector
2	A13107	1	Switch Wire (White Wire)	31	B13470	1	1½" Hose Sleeve
3	A13376	1	Ground Wire (Green Wire)	32	K6267	1	10 Ft. - 1½" Hose
4	K4770-6	11	Pan HD. Machine Screw	33	A13473	1	Sleeve Retainer
5	K2964-10	7	Shakeproof Lockwasher	34	A13471	1	Gasket
6	K13090	1	Radio Filter	35	C13332	1	Gasket
7	C13337	1	Handle & Dome	36	K6384	1	Motor
9	K9437	2	Drivescrews	37	D13346	1	Motor Hood
10	B13339	1	Air Seal	38	A12984	1	Switch
11	K6388	1	Strain Reliever	39	K3088	3	Wire Connector
12	B13375	1	50' Power Cord	40	B6742	1	Decal
13	K13087	1	Clip	41	B13364	1	Final Filter
14	K13086	1	Tag	42	K13106	2	Latch
15	A13329	2	Motor Seat	43	K12716-6	4	Pan HD. Machine Screw
16	D13464	1	Motor Housing Top	44	K2964-06	4	Shakeproof Lockwasher
17	A13338	4	Motor Support Spacer	45	K3069	4	Hex Nut
18	D13361	1	Assy Motor Housing Bottom (Includes 35)	46	D13386	1	Assy 18"-23" Drum Adapter (Includes 5, 30, 31, 33, 34, 42, thru 45, 49 thru 52)
19	C13334	1	Strip Gasket	47	D13356	1	Assy Spacer Ring & Emblem Plate (Includes 40)
20	K15753-32	4	RD.HD. Machine Screw	48	D13383	1	Assy Head (Includes 1 thru 18, 20, 24, 25, 27, 35 thru 41, 47, 53)
21	C13381	1	Large Sealing Gasket	49	D13474	1	Assy-Drum Adapter & Gasket (Includes 21 & 29)
22	D13333	1	Bag Retainer	50	B13469	1	2" Hose Sleeve
23	D13373	1	Cloth Filter Bag	51	K4770-8	4	Pan HD. Machine Screw
24	D13372	1	Float Chamber	52	K10652	4	Hex Nut
25	B13349	1	Float	53	K5113-4	2	Thread Cutting Screw
26	D13382	1	Assy Bag & Retainer (Includes 19, 22, 23)	54	K15752-10	4	Shakeproof Lockwasher
27	C12869	1	Brace & Ring				
28	C13374	1	Paper Filter Bag				
29	D13342	1	18"-23" Drum Adapter				


WIRING VIEW LOOKING UP INTO MOTOR HOOD



NOTE:
1. ORDER MOTOR BRUSH MECHANISM
K5874 REPLACEMENT (2 REQUIRED)

26 ASSY
INCLUDES -
19, 22, 23

48 ASSY POWER HEAD INCLUDES
1 THRU 18, 20, 24, 25, 27, 35 THRU 41, 47, 53, 54



49 ASSY INCLUDES -
21, 29

46 ASSY ADAPTER ONLY INCLUDES
5, 30, 31, 33, 34, 42 THRU 45, 49 THRU 52