



## Electronic Service Manuals

This electronic document is provided as a service to our customers. We do not create the contents of the information contained in this document. Should you have detailed questions pertaining to the information contained in this document, you may contact Michco, or the manufacturer which provided the original information in this electronic deliverable. Michco's only part in this electronic deliverable was the electronic assembly process. By providing this manual on line we are not guaranteeing parts availability.

You may contact Michco through the following methods:

Phone (517) 484-9312 or (800) 331-3339

2011 N. High St. -- Lansing, Michigan -- 48906

Fax: (517) 484-9836

Email: [CustServe@Michco.com](mailto:CustServe@Michco.com)

Web site: [www.Michco.Com](http://www.Michco.Com)

Parts Web site: [www.FloorMachineParts.Com](http://www.FloorMachineParts.Com)

Order Parts on Line at:

**[www.FloorMachineParts.Com](http://www.FloorMachineParts.Com)**

Directly to Parts & Service:

By Email: **[Shop@Michco.com](mailto:Shop@Michco.com)**

By Fax: (517) 702-2041

By Voice: Use numbers above.


**Serving the Cleaning Industry Since 1922**

Notice: All copyrighted material remains property of original owners, all trademarks are property of respective owners. Manuals are subject to Manufacturer's reproduction limitations. Originals or reproductions were provided by manufacturers through a request. We make no warranty as to the correctness of information provided in this document and you assume all risk. By placing these manuals on line we are not declaring our corporation to be an manufacturer authorized dealer or provider, please check our web site for authorized manufacturers we represent.



# EZ Rider™

Parts Manual



330720

Rev. 01





# NOBLES™

---

---

This manual is furnished with each new NOBLES EZ Rider™ machine.

This manual consists of the How To Use This Manual; Standard Parts; Options; Breakdowns; and Cross Reference sections.

### MACHINE DATA

*Please fill out at time of installation for future reference.*

Machine Model Number - EZ Rider™

Machine Serial Number - \_\_\_\_\_

Machine Options - \_\_\_\_\_

NOBLES Representative/phone no. - \_\_\_\_\_

Customer ID Number - \_\_\_\_\_

Date of Installation - \_\_\_\_\_

Manual Number - 330720

Revision: 01

Published: 12-00

## HOW TO USE THIS MANUAL

This section on *HOW TO USE THIS MANUAL* will tell you how to:

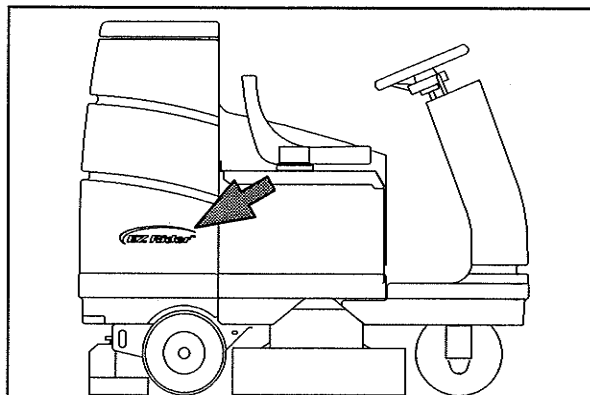
- Find important machine information for ordering correct repair parts.
- Find NOBLES part numbers.
- Order NOBLES parts and supplies.

### IMPORTANT INFORMATION

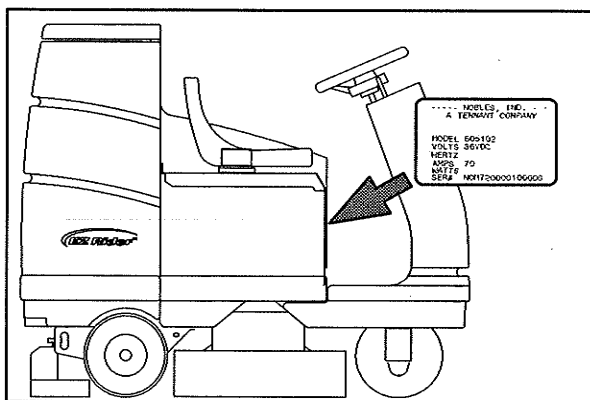
When placing an order for parts, the machine model and machine serial number are important. Refer to the *MACHINE DATA* box which is filled out during the installation of your machine. The *MACHINE DATA* box is located on the inside of the front cover of this manual.

<b>MACHINE DATA</b>	
<i>Please fill out at time of installation for future reference.</i>	
Machine Model Number - EZ Rider	
Machine Serial Number - _____	
Machine Options - _____	
NOBLES Representative phone no. - _____	
Customer ID Number - _____	
Date of Installation - _____	
Manual Number - 330720	
Revision: 00	
Published: 9-00	

The model number of your machine is on the side of the machine.



The serial number of your machine is printed on the machine data plate located as shown.



# HOW TO USE THIS MANUAL

## FINDING A NOBLES PART NUMBER

This manual contains the following sections:

- HOW TO USE THIS MANUAL
- STANDARD PARTS
- OPTIONS
- BREAKDOWNS
- CROSS REFERENCE

The STANDARD PARTS section lists repair parts for standard machines. They are grouped in this general order:

- General wear parts.
- Machine frame and related parts.
- Machine propelling system.
- Scrubbing components.
- Electrical parts.

The OPTION section lists repair parts of options.

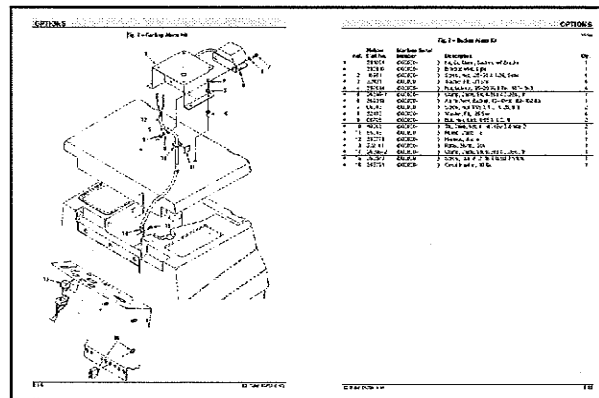
The BREAKDOWN section lists available repair parts of major components.

All sections in this manual consist of parts illustrations and corresponding parts lists.

The parts illustrations are numbered with **Ref** numbers which refer to corresponding parts lists.

The parts lists include a number of columns of information:


- **Ref** - column refers to the reference number on the parts illustration.
- ∇ - indicates the part is an assembly.
- ▲ - indicates the part is included in the assembly listed just before it.
- **NOBLES Part No.** - column lists the NOBLES part number for the part.
- **Serial Number** - column indicates the set of machines the part number is applicable to. Serial numbers change when the machine design has been modified. The most current design of the machine is shown in the main illustration, older designs are boxed in a corner of the illustration.
- **Description** - column is a brief description of the part.
- **Qty.** - column lists the quantity of that part used in that area of the machine.



Ref.	NOBLES Part No.	Manufacturer Serial Number	Description	Qty.
1	222623	(000000-)	Motor, 75 Hp, 36V, 1700Rpm	1
2	222625	(000000-)	Bearing Kit	1
3	222637	(000000-)	Bearing	2
4	222638	(000000-)	Snap Ring	2
5	374004	(000000-)	Wavy Washer	1
6	222625	(000000-)	End Assy, Brush	1
7	222627	(000000-)	Brush Kit	1
8	222629	(000000-)	Brush&Spring Assy	4
9	10925	(000000-)	Brush Holder Cap	4
10	24537	(000000-)	Connector, 2 Conductor	1
11	20539-2	(000000-)	Terminal, Female	2
12	00954	(000000-)	Washer, .4878 1.190 .03W/m	1
13	222877	(000000-)	Key, Square 0.12 0.12 0.100 Lg	1
			Brace Kit	1

**NOTE:** If a service kit is installed on your machine, be sure to keep the **INSTRUCTION BULLETIN** which came with the kit. It contains repair parts numbers needed for ordering future parts.

**NOTE:** Fasteners used in this machine may be metric or non-metric. Take care when replacing hardware to replace with same thread size.



## PLACING AN ORDER

Orders may be placed by phone, fax, or by mail. Phone orders may need written confirmation. Follow the steps below to insure prompt delivery:

1. Identify the model number of your machine.
2. Identify the serial number of your machine.
3. Find the part number of the part you need. Do not order by page number or reference number. If you are not able to find the part number, call your NOBLES representative for help or send the old part as a sample.
4. Determine the quantity of the part you need.
5. Provide the following company information:
  - Company name
  - Customer ID Number
  - Shipping address
  - Billing address
  - First and last name of person ordering parts
  - Telephone number
  - Purchase order number
6. Provide definitive shipping instructions.

## HOW TO USE THIS MANUAL

---

Any claim for loss or damage to a shipment in transit should be filed promptly with the transportation company making the delivery. Shipments will be complete unless the packing list or order acknowledgement indicates items back ordered.

If parts received are suspected to be incorrect or defective, please contact the NOBLES representative from whom you ordered the part. They will give authorization for return and/or handle replacement shipments when required.

## SECTION 2

CONTENTS	PAGE
Fig. 1 - General Recommended Maintenance Items .....	2-3
Fig. 2 - Replacement Brushes, 700 mm (28 in) .....	2-4
Fig. 3 - Main Frame Group .....	2-6
Fig. 4 - Seat Group .....	2-8
Fig. 5 - Steering Group .....	2-10
Fig. 6 - Instrument Panel .....	2-12
Fig. 7 - Circuit Breaker and Contactor Group .....	2-14
Fig. 8 - Circuit Board and Controller Group .....	2-16
Fig. 9 - Front Drive Wheel Group .....	2-18
Fig. 10 - Front Brake Linkage Group .....	2-20
Fig. 11 - Brake Pedal Group .....	2-22
Fig. 12 - Rear Wheel Group .....	2-24
Fig. 13 - Directional Pedal Group .....	2-26
Fig. 14 - Scrub Head Lift Group .....	2-28
Fig. 15 - Disk Scrub Head Drive Motor Group, 700 mm (28 in) .....	2-30
Fig. 16 - Disk Scrub Head Squeegee Group, 700 mm (28 in) .....	2-32
Fig. 17 - Recovery Tank Group .....	2-34
Fig. 18 - Vacuum Fan Group .....	2-36
Fig. 19 - Solution Tank Group .....	2-38
Fig. 20 - Solution Control Group .....	2-40
Fig. 21 - Battery Cable Group .....	2-42
Fig. 22 - Rear Squeegee Lift Group .....	2-44
Fig. 23 - Rear Squeegee Linkage Group .....	2-46
Fig. 24 - Rear Squeegee Group, 700 mm (28 in) .....	2-48
Fig. 25 - Electrical Schematic .....	2-50
Fig. 26 - Wire Harness Group .....	2-51
Fig. 27 - Label Group .....	2-56



Fig. 1 - General Recommended Maintenance Items

Ref.	Nobles Part No.	Machine Serial Number	Description	Qty.
▽	391386	(000000-	) Kit, Sqge, Tile, 700mm	1
▲	390943	(000000-	) Blade, Sqge, Front, 700mm	1
▲	390936	(000000-	) Blade, Sqge, Rear, Gum Rbr, 700mm	1
▽	391384	(000000-	) Kit, Sqge, Oil-Rstn, 700mm	1
▲	391377	(000000-	) Blade, Sqge, Front, Oil-Rstn, 700mm	1
▲	391378	(000000-	) Blade, Sqge, Rear, Oil-Rstn, 700mm	1
	390942	(000000-	) Blade, Sqge, Rear, 700mm	1
	86859	(000000-	) Blade Assy, Sqge, Side	2
	391334	(000000-	) Squeegee Assy, Side	2
	12472	(000000-	) Squeegee Assy, Side	2
	222066	(000000-	) Wheel, 3.0d 0.88w 0.50b	1
	390773	(000000-	) Wheel Assy, Sqge	2
	223568	(000000-	) Deflector, Water	2
	390633	(000000-	) Skirt, Front, Scb, Disk, 28 Inch	1
	390634	(000000-	) Skirt, Rear, Scb, Disk, 28 Inch	1
	86865	(000000-	) Guide, Side Sqge	1
	390882	(000000-	) Seal, Tank, Recvy	1
	390883	(000000-	) Seal, Tank, Soltn	1
	390946	(000000-	) Hose, Vacuum	1
	375200	(000000-	) Gasket, Lid	2
	391343	(000000-	) Seal, Fan	1
	222201	(000000-	) Belt, 15mm 05p 500l	1
	223569	(000000-	) Gasket, Shield	1

**Fig. 2 - Replacement Brushes, 700 mm (28 in)**

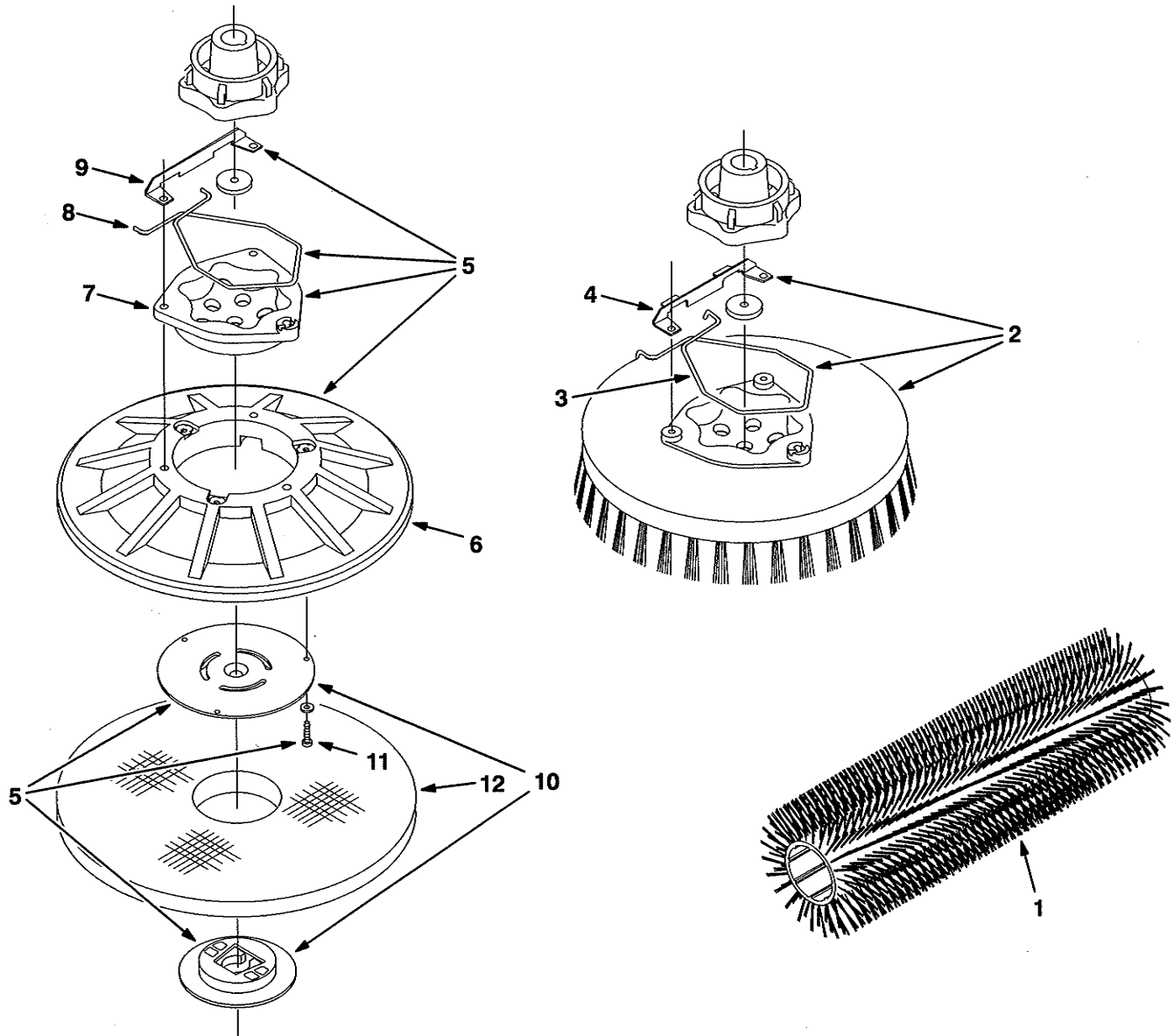


Fig. 2 - Replacement Brushes, 700 mm (28 in)

Ref.	Nobles Part No.	Machine Serial Number	Description	Qty.	
1	222304	(000000-	) Brush, Scb, 28l, 18 Sr, Pyp Grout ,Spl	2	
1	374041	(000000-	) Brush, Scb, 28l, 18 Sr, Pyp ,Spl	2	
1	222305	(000000-	) Brush, Scb, 28l, 18 Sr, Nyl ,Spl	2	
1	222306	(000000-	) Brush, Scb, 28l, 18 Sr, Abr ,Spl	2	
▽	2	222321	(000000-	) Brush Assy, Disk, Scb, 14.0 D, Nyl	2
▲	3	14838	(000000-	) Spring, Wir, 0.16d, Brush Retaining	1
▲	4	24299	(000000-	) Bracket, Retainer, Spring	1
▽	2	222320	(000000-	) Brush Assy, Disk, Scb, 14.0 D, Pyp	2
▲	3	14838	(000000-	) Spring, Wir, 0.16d, Brush Retaining	1
▲	4	24299	(000000-	) Bracket, Retainer, Spring	1
▽	2	222322	(000000-	) Brush Assy, Disk, Scb, 14.0 D, Super Abr	2
▲	3	14838	(000000-	) Spring, Wir, 0.16d, Brush Retaining	1
▲	4	24299	(000000-	) Bracket, Retainer, Spring	1
▽	5	397914	(000000-	) Driver Assy, Pad. 14D	2
▲	6	397974	(000000-	) Disk, Pad Driver, W/ Face, 14d	1
▲	7	15539	(000000-	) Adaptor, Brush	1
▲	8	14838	(000000-	) Spring, Wir, 0.16d, Brush Retaining	1
▲	9	24299	(000000-	) Bracket, Retainer, Spring	1
▲	10	370095	(000000-	) Device, Centering	1
▲	11	09198	(000000-	) Screw, Pan, M04 X 0.7 X 35, Ss	3
12	222324	(000000-	) Pad, Polish, 14.0d, White	2	
12	222325	(000000-	) Pad, Buff, 14.0d, Red	2	
12	222326	(000000-	) Pad, Scrub, 14.0d, Blue	2	
12	222327	(000000-	) Pad, Strip, 14.0d, Brown	2	
12	370091	(000000-	) Pad, Strip Hd, 14.0d, Black	2	

Fig. 3 - Main Frame Group

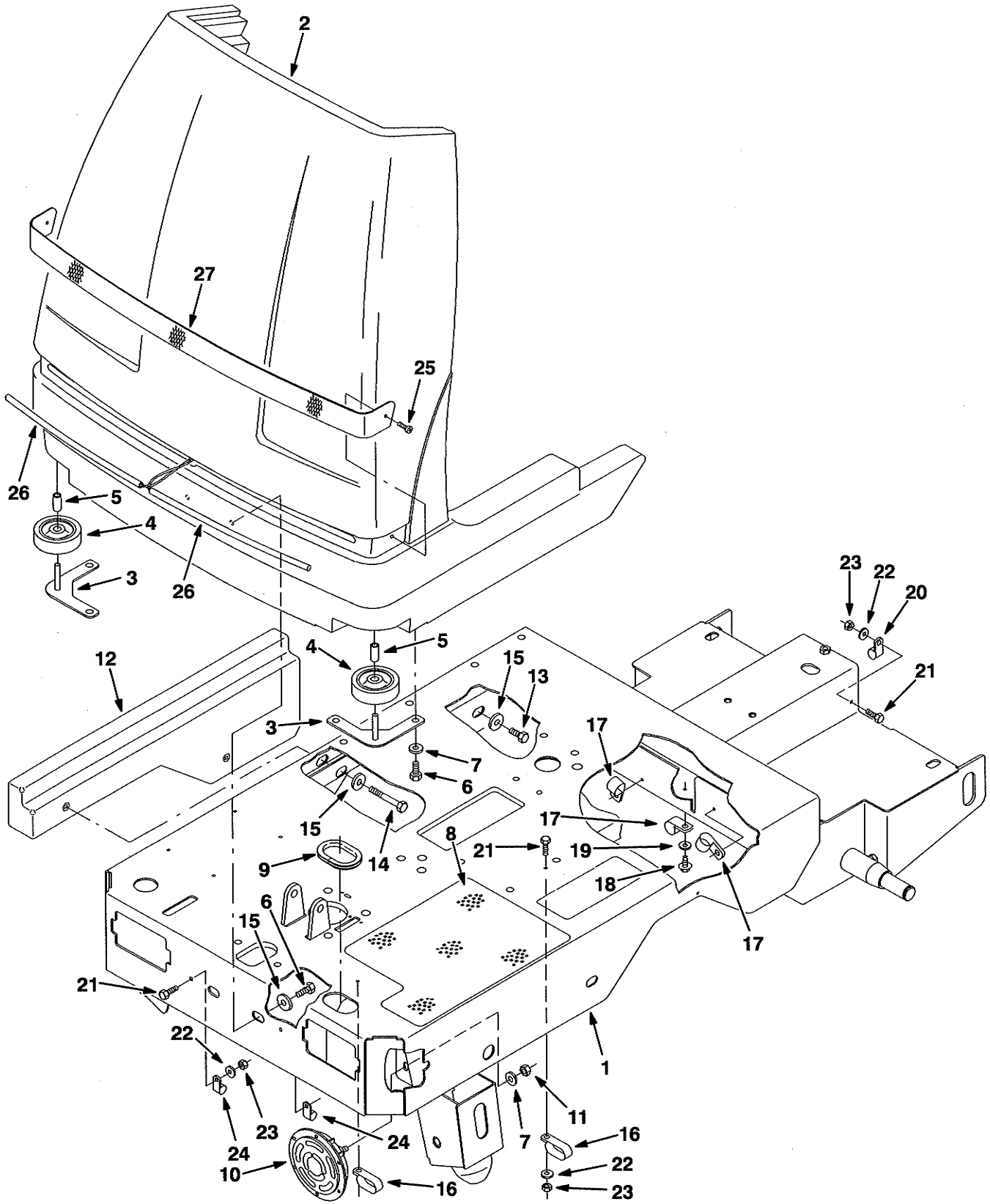


Fig. 3 - Main Frame Group

Ref.	Nobles Part No.	Machine Serial Number	Description	Qty.
1	390800	(000000-	) Frame Wldt, Micro Scrubber	1
2	390681	(000000-	) Shroud, Front, Trim	1
3	390692	(000000-	) Plate Wldt, Mtg, Wheel	2
4	81580	(000000-	) Wheel, 4.0d 0.87w 0.44b	2
5	383910	(000000-	) Sleeve, .318b .437d 1.060l	2
6	09740	(000000-	) Screw, Hex, M08 X 1.25 X 20, Ss	8
7	01685	(000000-	) Washer, Flt, .31 Ss	5
8	391304	(000000-	) Tread, Non-Skid, 14.0 9.6	1
9	390696	(000000-	) Molding, Trim, .08-.11 10.00	1
10	369702	(000000-	) Horn, 36vdc, DbA	1
11	08713	(000000-	) Nut, Hex, Lock, M08 X 1.25, NI, Ss	1
12	391147	(000000-	) Panel, Tank, Filler, Plstc	1
13	16931	(000000-	) Screw, Hex, M08 X 1.25 X 20, 8.8	1
14	06957	(000000-	) Screw, Hex, M08 X 1.25 X 60, 8.8	1
15	13248	(000000-	) Washer, 0.40b 1.12d .12, Stl, PI	2
16	09570	(000000-	) Clamp, Cable, Stl, 0.9x1.8 X 0.88w, 1h	2
17	69234	(000000-	) Clamp, Cable, Stl, 1.00d X 0.62w, 1h	3
18	361339	(000000-	) Screw, Hex, M06 X 1.0 X 16, Fmg	3
19	32483	(000000-	) Washer, Flt, .25 Sae	3
20	67767	(000000-	) Clamp, Cable, Stl, 0.69d X 0.62w, 1h	1
21	08716	(000000-	) Screw, Hex, M06 X 1.0 X 20, Ss	5
22	01684	(000000-	) Washer, Flt, .25 Ss	5
23	08712	(000000-	) Nut, Hex, Lock, M06 X 1.0, NI, Ss	5
24	26395-1	(000000-	) Clamp, Cable, Stl, 0.56d X 0.38w, 1h	2
25	360973	(000000-	) Screw, Pan, #12-16 X 0.50, F/ Plstc	2
26	603440	(000000-	) Lamp, 36vdc	2
27	391344	(000000-	) Screen	1

Fig. 4 - Seat Group

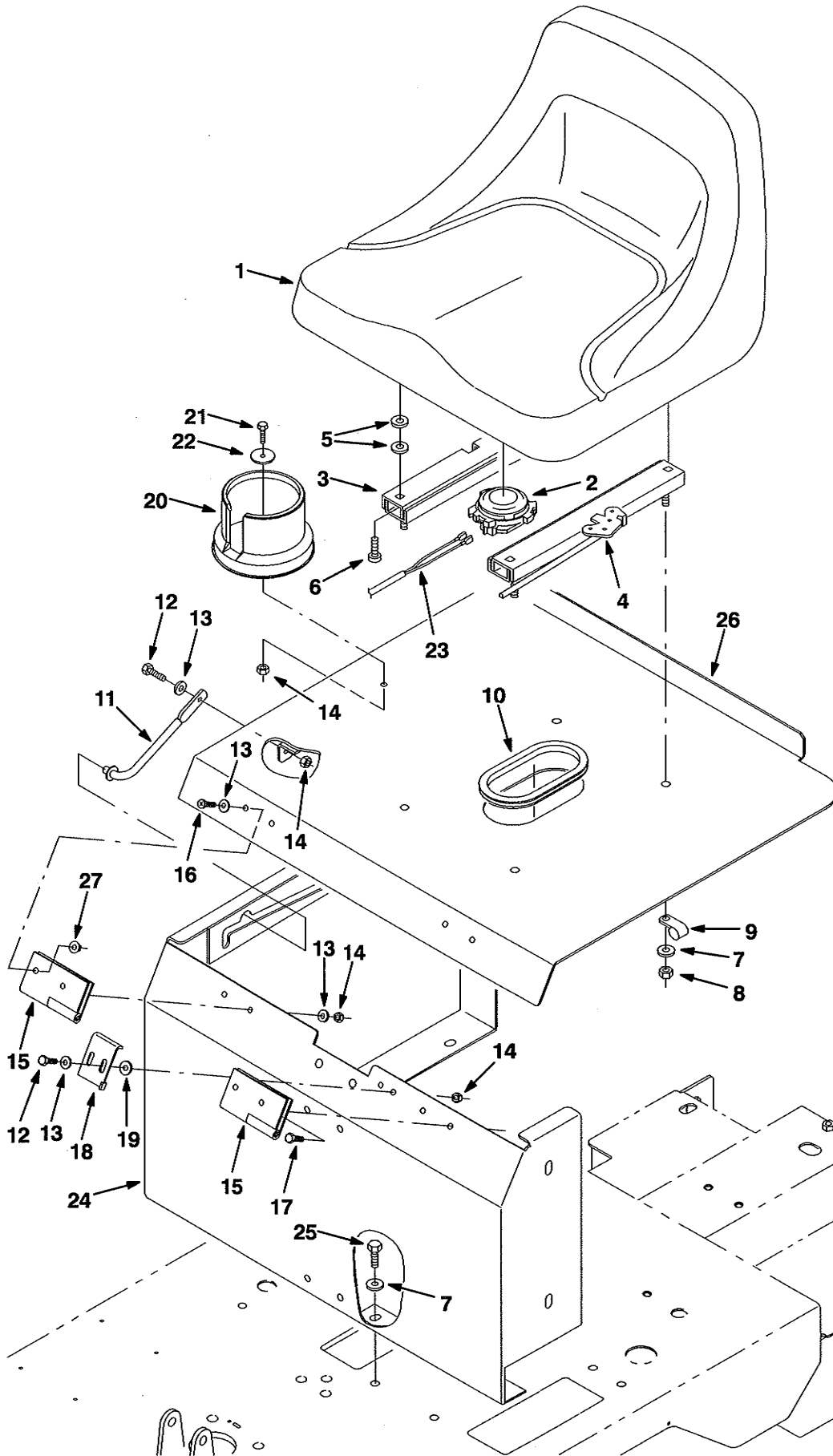


Fig. 4 - Seat Group

Ref.	Nobles Part No.	Machine Serial Number	Description	Qty.
1	379411	(000000-	) Seat	1
2	390769	(000000-	) Switch, Seat, Nc	1
3	360369	(000000-	) Rail	1
4	360370	(000000-	) Rail	1
5	69461	(000000-	) Washer, 0.38b 0.88d .12, Stl, Pl	8
6	25537	(000000-	) Screw, Pan, .31-18 X 0.75, 2	4
7	32491	(000000-	) Washer, Flt, .31 Std	12
8	32983	(000000-	) Nut, Hex, Lock, .31-18, NI	4
9	40678-1	(000000-	) Clamp, Cable, Stl, 0.88d X 0.62w, 1h	1
10	390694	(000000-	) Molding, Trim, .08-.11 19.00	1
11	223080	(000000-	) Rod Wldt, Prop	1
12	06943	(000000-	) Screw, Hex, M06 X 1.0 X 20, 8.8	3
13	32483	(000000-	) Washer, Flt, .25 Sae	11
14	08708	(000000-	) Nut, Hex, Lock, M06 X 1.0, NI	8
15	223248	(000000-	) Hinge, .25pin .12 4.0w 04.0l 4/0.30h	2
16	74027	(000000-	) Screw, Pan, M06 X 1.0 X 12, NI	4
17	06942	(000000-	) Screw, Hex, M06 X 1.0 X 16, 8.8	4
18	391122	(000000-	) Bracket, Lock, Seat	1
19	16236	(000000-	) Washer, 0.26b 0.72d .06, Nyl	2
20	223599	(000000-	) Cup Holder	1
21	06944	(000000-	) Screw, Hex, M06 X 1.0 X 25, 8.8	1
22	41178	(000000-	) Washer, Flat, .25 Fender	1
23	223330	(000000-	) Harness, Switch, Seat	1
24	391119	(000000-	) Support Wldt, Seat	1
25	16931	(000000-	) Screw, Hex, M08 X 1.25 X 20, 8.8	8
26	391077	(000000-	) Plate Wldt, Seat W/Labels	1
27	07790	(000000-	) Nut, Hex, Flng, M06 X 1.0	4

Fig. 5 - Steering Group

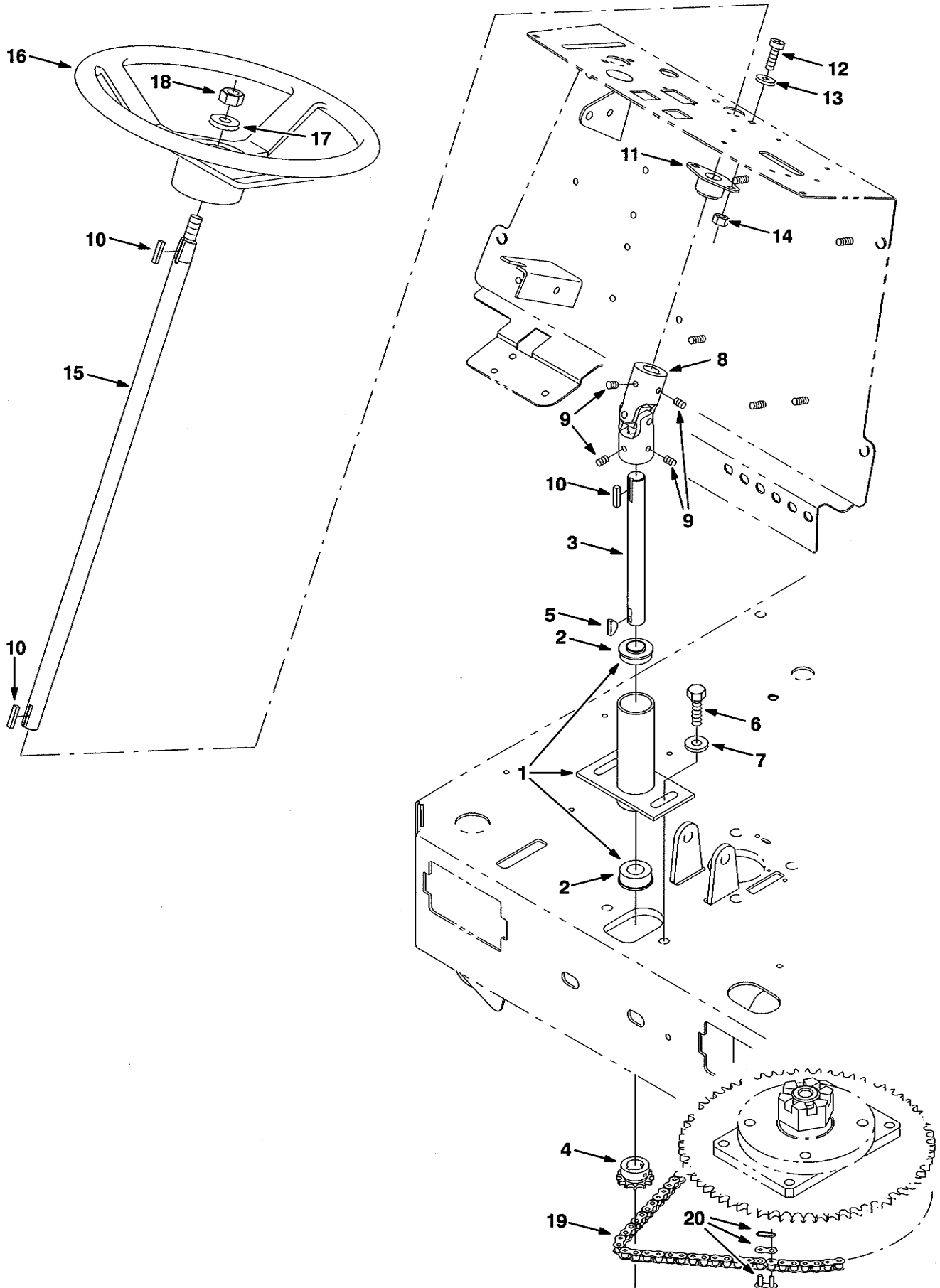


Fig. 5 - Steering Group

	Ref.	Nobles Part No.	Machine Serial Number	Description	Qty.
▽	1	391381	(000000-	) Housing Assy, Steering	1
▲	2	223073	(000000-	) Bearing, Ball, 0.75b 1.38d 0.50w	2
	3	223068	(000000-	) Shaft, Steering	1
	4	223070	(000000-	) Sprocket, #35, 12tooth, 0.750b	1
	5	00500-10	(000000-	) Key, Woodruff, 0.19 0.75, [Asa#0606]	1
	6	39284	(000000-	) Screw, Hex, M10 X 1.5 X 35, 8.8	2
	7	41187	(000000-	) Washer, Belleville, .38	2
	8	223072	(000000-	) Joint U	1
	9	46820	(000000-	) Screw, Set, .31-18 X 0.38, NI	4
	10	00912	(000000-	) Key, Sq, 0.19 X 0.19, 01.00l	3
	11	223065	(000000-	) Bushing Assy, Fling, 2 Hole, 0.75b, Nyl	1
	12	09737	(000000-	) Screw, Pan, M08 X 1.25 X 20, 4.8	2
	13	39349	(000000-	) Washer, Flt, .31 Sae	2
	14	08709	(000000-	) Nut, Hex, Lock, M08 X 1.25, NI	2
	15	223061	(000000-	) Shaft, Steering, Upper, Mach, .75d 24.1l	1
	16	223075	(000000-	) Wheel, Steering, 14.0d, Taper Bore	1
	17	32493	(000000-	) Washer, Flt, .50 Std	1
	18	08711	(000000-	) Nut, Hex, Lock, M12 X 1.75, NI	1
	19	390788	(000000-	) Chain, Roller #35, .375 Pitch	1
	20	14799	(000000-	) Link, Chain, Roller, #35	1

Fig. 6 - Instrument Panel

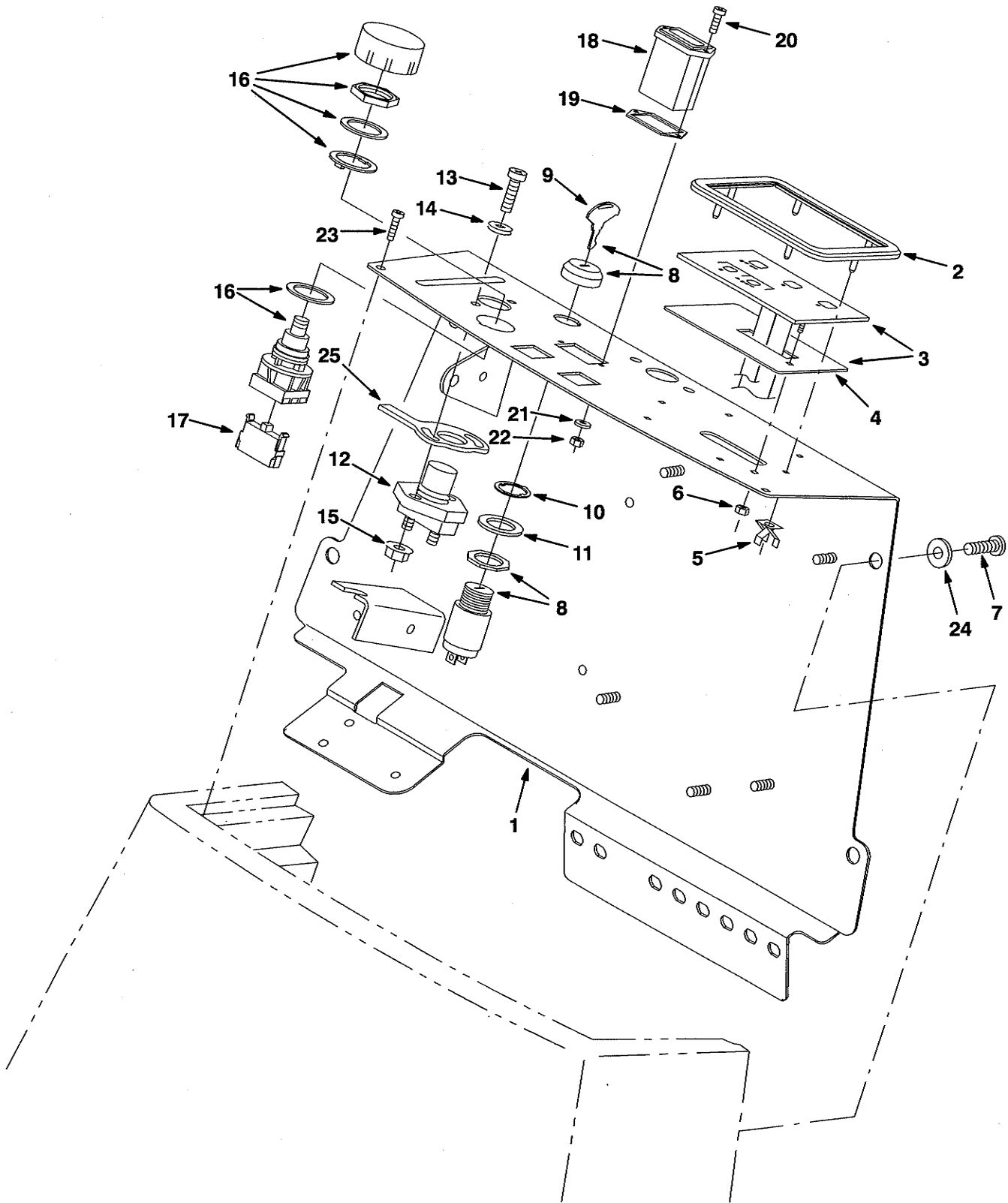


Fig. 6 - Instrument Panel

Ref.	Nobles Part No.	Machine Serial Number	Description	Qty.
	1	391138	(000000- ) Panel Wldt, Instrument	1
	2	16906	(000000- ) Bezel, Panl, Touch	1
▽	3	390614	(000000- ) Panel Assy, Touch	1
▲	4	390615	(000000- ) Gasket, Panel, Touch	1
	5	05280	(000000- ) Clip, Stud	6
	6	75939	(000000- ) Nut, Hex, Lock, #06-32, NI	1
	7	09737	(000000- ) Screw, Pan, M08 X 1.25 X 20, 4.8	4
▽	8	361076	(000000- ) Switch, Start	1
▲	9	361144	(000000- ) Key, Ignition	1
	10	360969	(000000- ) Washer	1
	11	82226	(000000- ) Washer, 0.91b 1.38d .06, Stl, PI	1
	12	44078	(000000- ) Switch	1
	13	382786	(000000- ) Screw, Pan, M06 X 1.0 X 25, 4.8	2
	14	32483	(000000- ) Washer, Flt, .25 Sae	2
	15	07790	(000000- ) Nut, Hex, Flng, M06 X 1.0	2
	16	78553	(000000- ) Switch	1
	17	65665	(000000- ) Contact, Switch	1
	18	31988	(000000- ) Gauge, Hourmeter, Electronic	1
	19	222683	(000000- ) Gasket, Hourmeter	1
	20	09146	(000000- ) Screw, Pan, M03 X 0.5 X 12, 4.8	2
	21	39658	(000000- ) Washer, Lock, Int, #04	2
	22	01754	(000000- ) Nut, Hex, Std, M03 X 0.5	2
	23	360973	(000000- ) Screw, Pan, #12-16 X 0.50, F/ Plstc	2
	24	01685	(000000- ) Washer, Flt, .31 Ss	4
	25	390993	(000000- ) Stop, Valve, Soltn	1

Fig. 7 - Circuit Breaker and Contactor Group

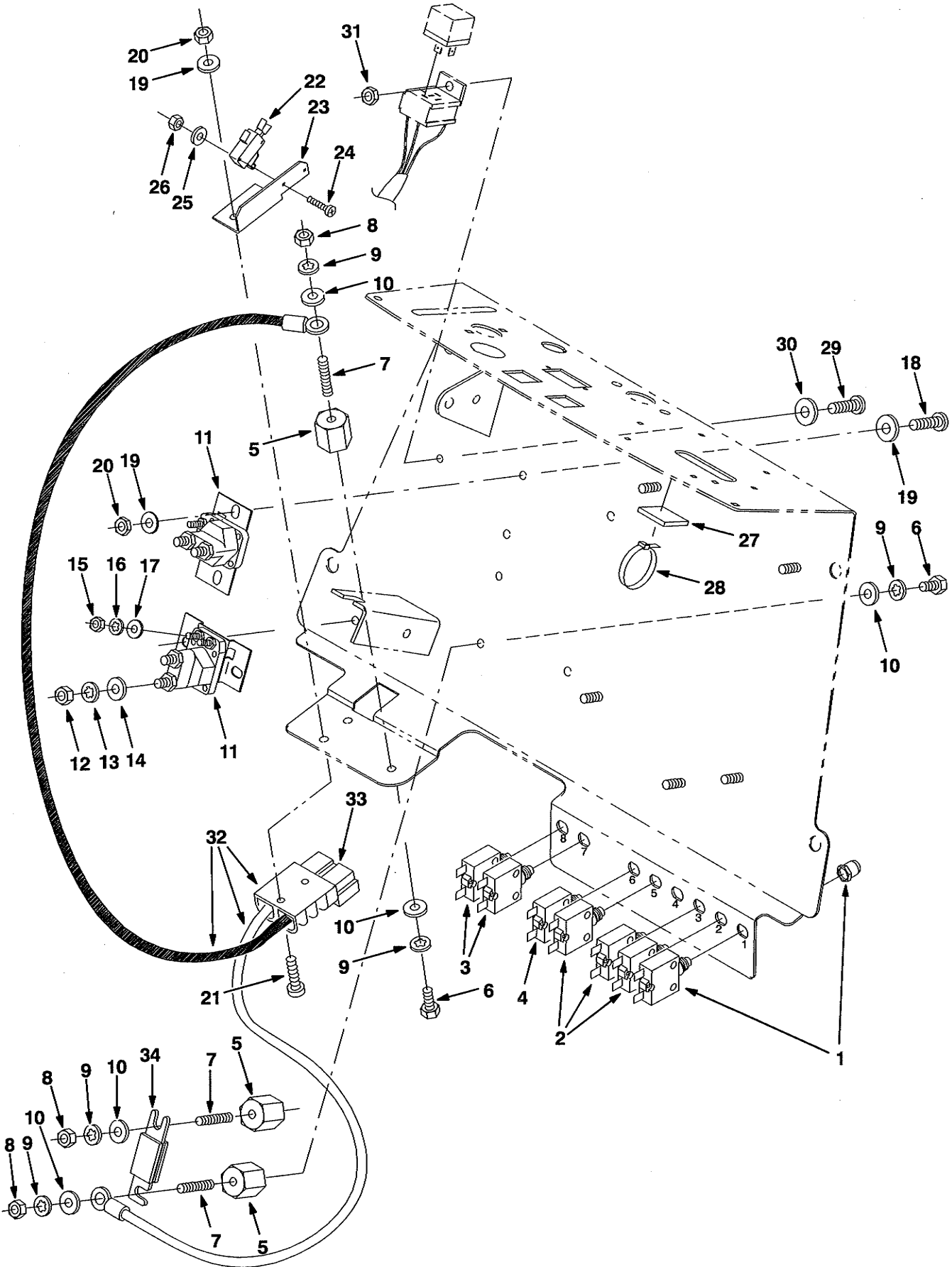


Fig. 7 - Circuit Breaker and Contactor Group

Ref.	Nobles Part No.	Machine Serial Number	Description	Qty.	
1	383720	(000000-	) Circuitbreaker, 5.0a	1	
2	383721	(000000-	) Circuitbreaker, 10.0a	3	
3	383724	(000000-	) Circuitbreaker, 25.0a	2	
4	383723	(000000-	) Circuitbreaker, 20.0a	1	
5	76062	(000000-	) Insulator, Panel	3	
6	58670	(000000-	) Screw, Hex, .25-20 X 0.50, NI	3	
7	41702	(000000-	) Rod, Thrd, Full, .25-20 01.5I	3	
8	32520	(000000-	) Nut, Hex, Jam, .25-20	3	
9	32982	(000000-	) Washer, Lock, Int, .25	6	
10	32490	(000000-	) Washer, Flt, .25 Std	6	
11	386810	(000000-	) Contactor, 36vdc	2	
12	20170	(000000-	) Nut, Hex, Jam, .31-24	4	
13	32984	(000000-	) Washer, Lock, Int, .31	4	
14	39349	(000000-	) Washer, Flt, .31 Sae	4	
15	08713	(000000-	) Nut, Hex, Lock, M08 X 1.25, NI, Ss	4	
16	32980	(000000-	) Washer, Lock, Int, #10	4	
17	19324	(000000-	) Washer, Flat, #10 Sae	4	
18	09145	(000000-	) Screw, Pan, M06 X 1.0 X 16, 4.8	4	
19	32483	(000000-	) Washer, Flt, .25 Sae	10	
20	08708	(000000-	) Nut, Hex, Lock, M06 X 1.0, NI	6	
21	33944	(000000-	) Screw, Pan, M06 X 1.0 X 35, 4.8	2	
22	12259	(000000-	) Switch, Micro	1	
23	390783	(000000-	) Bracket, Switch	1	
24	06922	(000000-	) Screw, Pan, M03 X 0.5 X 20, 4.8	2	
25	39658	(000000-	) Washer, Lock, Int, #04	2	
26	01754	(000000-	) Nut, Hex, Std, M03 X 0.5	2	
27	55248	(000000-	) Mount, Cable Tie	1	
28	49263	(000000-	) Tie, Cable, Nyl, 11.4I .19w 3.0 Max D	1	
29	06932	(000000-	) Screw, Pan, M05 X 0.8 X 10, 4.8	1	
30	19066	(000000-	) Washer, Flt, #10	1	
31	06549	(000000-	) Nut, Hex, Lock, M05 X 0.8, NI	1	
▽	32	390774	(000000-	) Harness, Wire, Charger	1
▲	33	22892	(000000-	) Connector, Anderson, 175a, Gray	1
	34	87319	(000000-	) Fuse, .88 X 3.2I 40a 125vac	1

Fig. 8 - Circuit Board and Controller Group

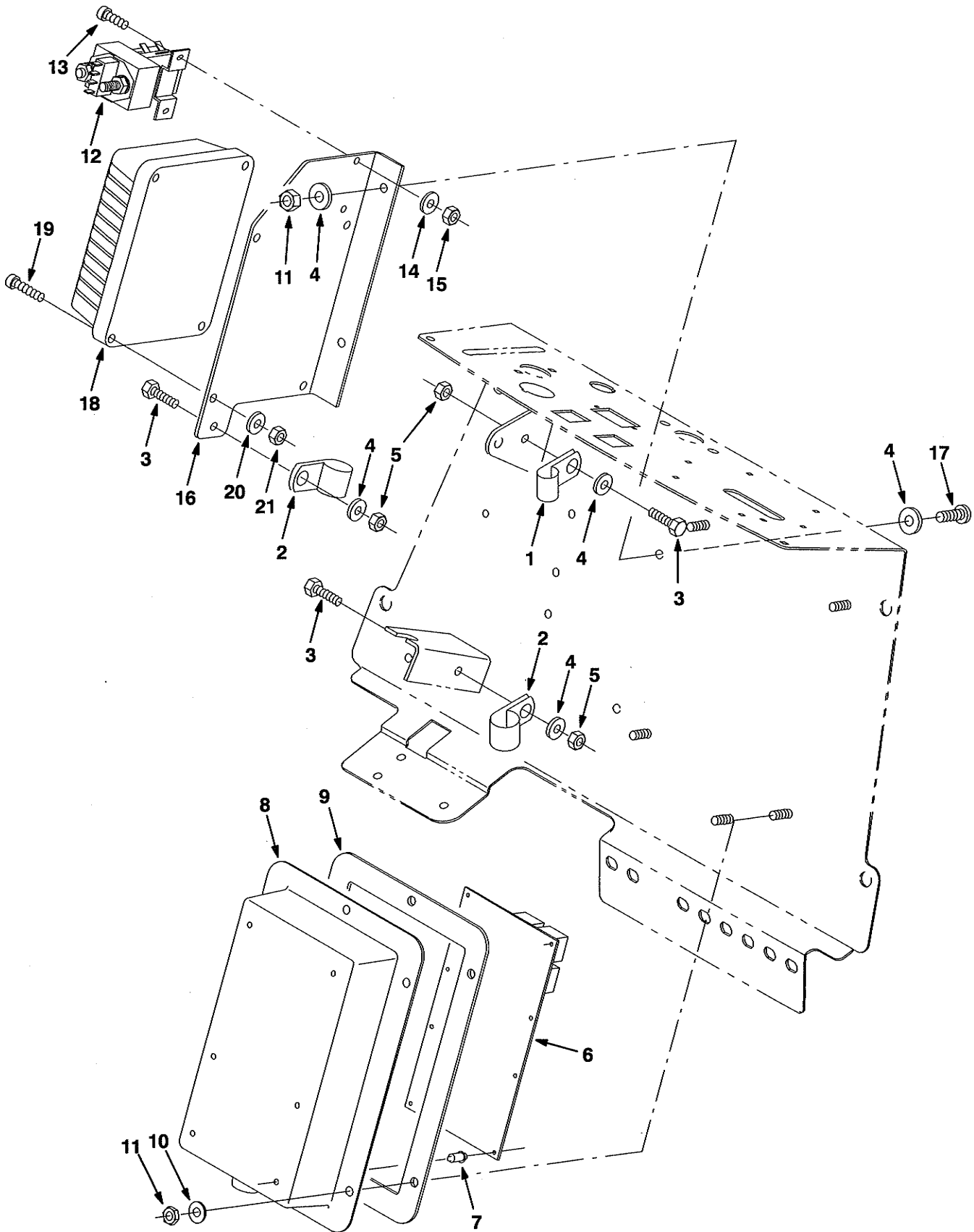


Fig. 8 - Circuit Board and Controller Group

Ref.	Nobles Part No.	Machine Serial Number	Description	Qty.
1	67767	(000000-	) Clamp, Cable, Stl, 0.69d X 0.62w, 1h	1
2	69234	(000000-	) Clamp, Cable, Stl, 1.00d X 0.62w, 1h	2
3	06943	(000000-	) Screw, Hex, M06 X 1.0 X 20, 8.8	3
4	32483	(000000-	) Washer, Flt, .25 Sae	9
5	07790	(000000-	) Nut, Hex, Flng, M06 X 1.0	3
6	390607	(000000-	) Circuitboard Assy	1
7	222493	(000000-	) Clip, Circuitboard	6
8	223046	(000000-	) Cover, Ele	1
9	223047	(000000-	) Gasket, Cover	1
10	32490	(000000-	) Washer, Flt, .25 Std	6
11	08708	(000000-	) Nut, Hex, Lock, M06 X 1.0, NI	8
12	383719	(000000-	) Contactor, 36vdc, No	1
13	06933	(000000-	) Screw, Pan, M05 X 0.8 X 16, 4.8	2
14	19066	(000000-	) Washer, Flt, #10	2
15	06549	(000000-	) Nut, Hex, Lock, M05 X 0.8, NI	2
16	391121	(000000-	) Bracket, Controller	1
17	09145	(000000-	) Screw, Pan, M06 X 1.0 X 16, 4.8	2
18	384462	(000000-	) Controller, Propell	1
19	06930	(000000-	) Screw, Pan, M04 X 0.7 X 30, 4.8	4
20	19065	(000000-	) Washer, Flt, #08	4
21	02850	(000000-	) Nut, Hex, Lock, M04 X 0.7, NI	4

Fig. 9 - Front Drive Wheel Group

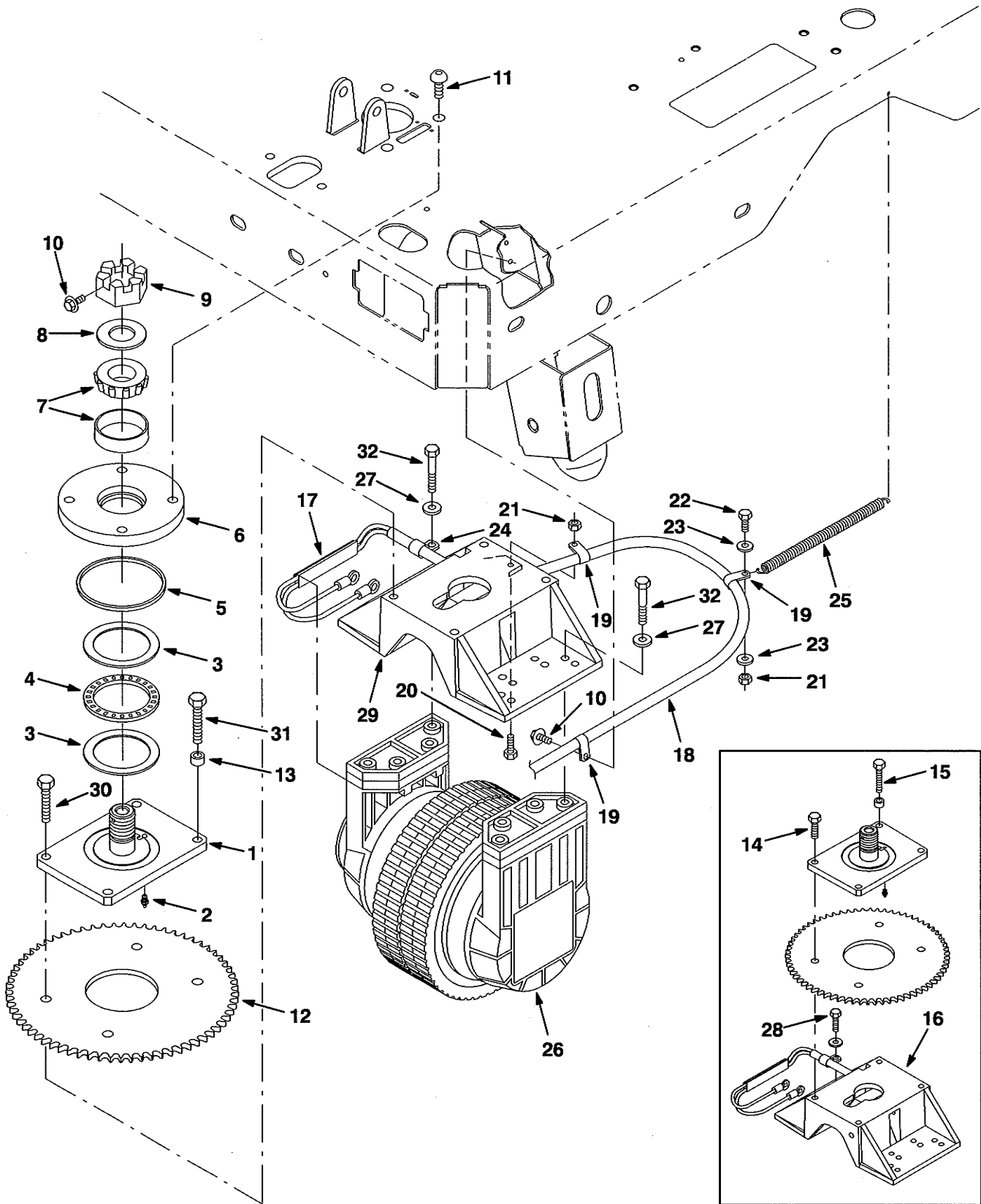


Fig. 9 - Front Drive Wheel Group

Ref.	Nobles Part No.	Machine Serial Number	Description	Qty.
1	390855	(000000-	) Plate Wldt, Swivel	1
2	07259	(000000-	) Fitting, Grease, Str Pm04 .47l	1
3	223161	(000000-	) Washer, Thrust	2
4	223154	(000000-	) Bearing, Thrust, 2.75b 3.63d 0.13w	1
5	223160	(000000-	) Seal, Felt, .19th, 4.3d 04.0h	1
6	223157	(000000-	) Plate, Swivel, Bottom	1
7	49225	(000000-	) Bearing Assy, Cup/Cone	1
8	223153	(000000-	) Washer	1
9	223159	(000000-	) Nut, Hex, Sltd, 1.25-12	1
10	361339	(000000-	) Screw, Hex, M06 X 1.0 X 16, Fmg	2
11	83097	(000000-	) Screw, Btn, M12 X 1.75 X 25, 10.9 NI	4
12	390785	(000000-	) Sprocket, Steering, Drive	1
13	390879	(000000-	) Spacer, .41b X .63od X .38l	1
14	39284	(000000-001076	) Screw, Hex, M10 X 1.5 X 35, 8.8	3
15	06962	(000000-001076	) Screw, Hex, M10 X 1.5 X 45, 8.8	1
16	390847	(000000-001076	) Kit, Repair, Adapter Plate	1
17	391300	(000000-	) Duct, Pvc, 0.40 X 0.75 0.40l	1
18	390771	(000000-	) Harness, Motor	1
19	26395-1	(000000-	) Clamp, Cable, Stl, 0.56d X 0.38w, 1h	3
20	08716	(000000-	) Screw, Hex, M06 X 1.0 X 20, Ss	1
21	08712	(000000-	) Nut, Hex, Lock, M06 X 1.0, NI, Ss	2
22	15678	(000000-	) Screw, Hex, M06 X 1.0 X 16, Ss	1
23	32483	(000000-	) Washer, Flt, .25 Sae	2
24	67767	(000000-	) Clamp, Cable, Stl, 0.69d X 0.62w, 1h	1
25	22298	(000000-	) Spring, Extn, 0.50od X 0.05wir, 8.0l	1
26	390851	(000000-	) Gearbox, Wheel, Front, 250mm (See Breakdowns)	1
27	01685	(000000-	) Washer, Flt, .31 Ss	6
28	222504	(000000-001076	) Screw, Hex, M08 X 1.25 X 55, Ss	8
29	390848	(001077-	) Plate, Adapter, Wheel	1
30	06942	(001077-	) Screw, Hex, M10 X 1.0 X 45, 8.8	3
31	16930	(001077-	) Screw, Hex, M10 X 1.5 X 50, 8.8	1
32	222504	(001077-	) Screw, Hex, M08 X 1.25 X 55, Ss	6

Fig. 10 - Front Brake Linkage Group

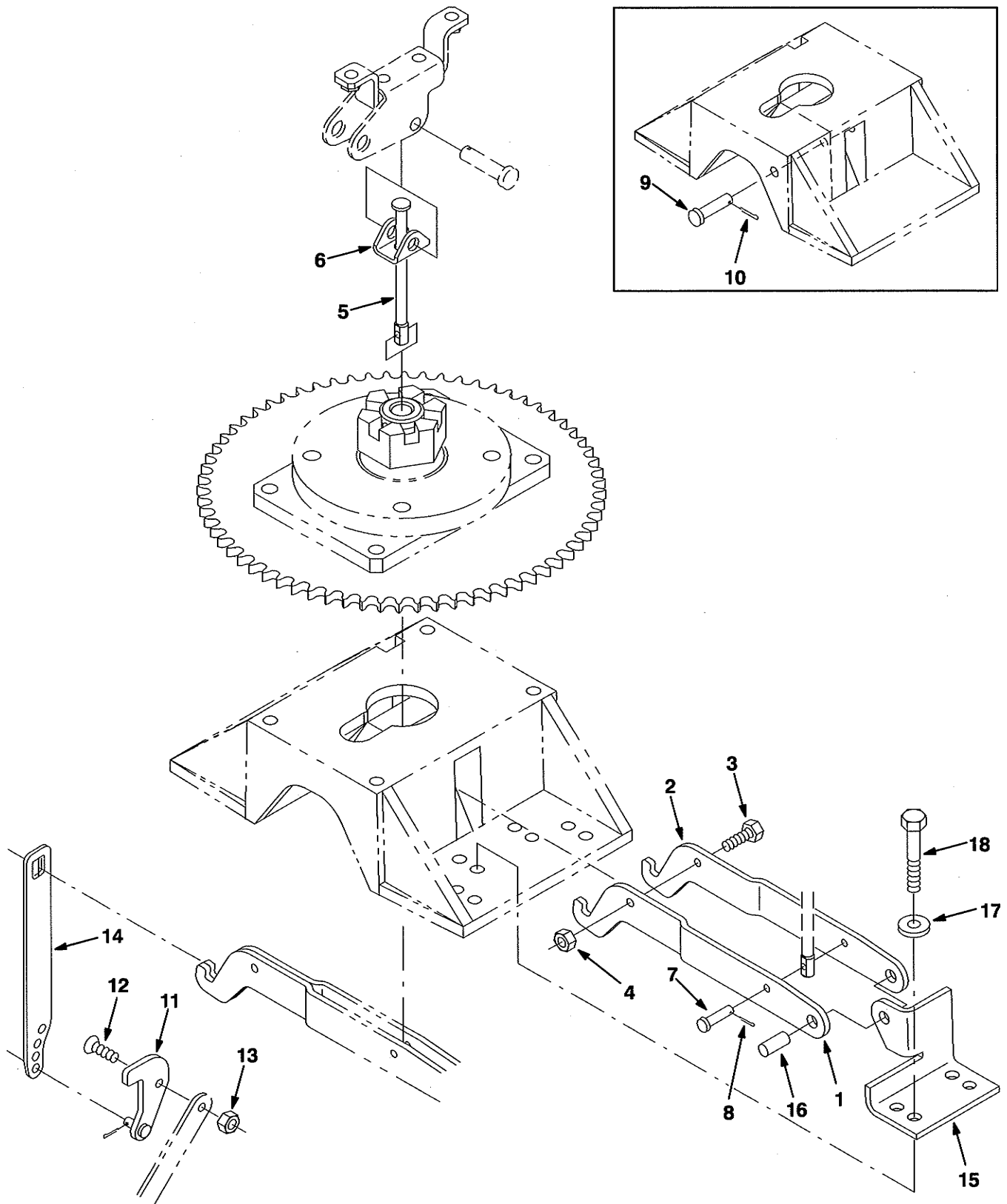


Fig. 10 - Front Brake Linkage Group

Ref.	Nobles Part No.	Machine Serial Number	Description	Qty.
1	390892	(000000-	) Arm, Link, Brake, Lh	1
2	390893	(000000-	) Arm, Link, Brake, Rh	1
3	08716	(000000-	) Screw, Hex, M06 X 1.0 X 20, Ss	1
4	08712	(000000-	) Nut, Hex, Lock, M06 X 1.0, NI, Ss	1
5	81685	(000000-	) Link, Brake	1
6	390868	(000000-	) Channel, Brake	1
7	36191	(000000-	) Pin, Clevis, 0.19 D X 1.00l	1
8	08170	(000000-	) Pin, Cotter, .062 X 0.50	2
9	222260	(000000-001076	) Pin, Clevis, 0.37 D X 2.25l	1
10	39005	(000000-001076	) Pin, Cotter, .094 X 0.75	1
11	390895	(000000-	) Arm Wldt, Brake	1
12	09062	(000000-	) Screw, Flat, M06 X 1.0 X 16, 10.9	1
13	08708	(000000-	) Nut, Hex, Lock, M06 X 1.0, NI	1
14	391389	(000000-	) Link, Brake	1
15	390856	(001077-	) Bracket, Brake, Pivot	1
16	390857	(001077-	) Pin, Brake	1
17	01685	(001077-	) Washer, Flt, .31 Ss	2
18	06957	(001077-	) Screw, Hex, M08 X 1.25 X 60, Ss	2

Fig. 11 - Brake Pedal Group

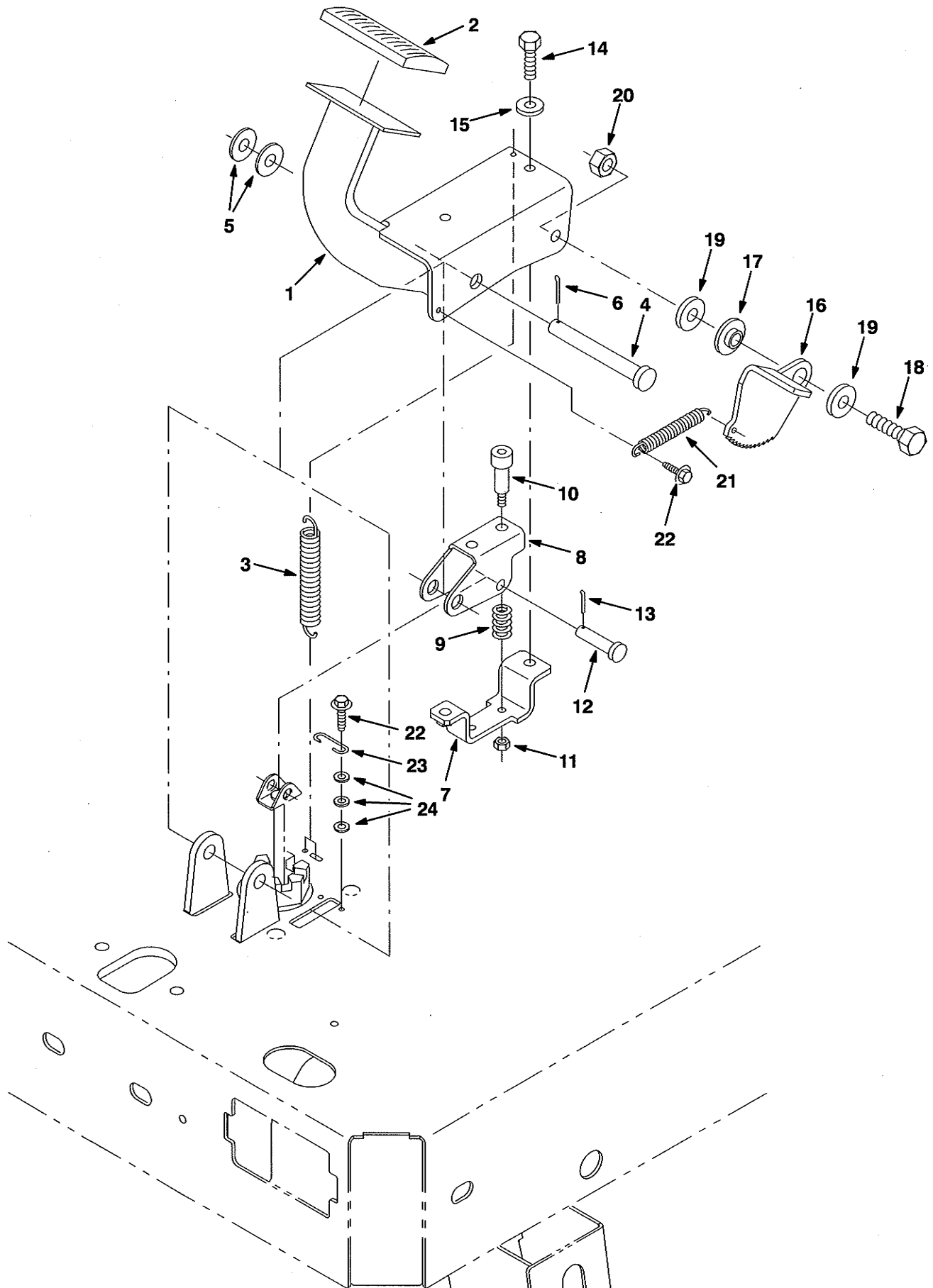


Fig. 11 - Brake Pedal Group

Ref.	Nobles Part No.	Machine Serial Number	Description	Qty.
1	390890	(000000-	) Pedal Wldt, Brake	1
2	51109	(000000-	) Pad	1
3	363981	(000000-	) Spring, Extn, 0.50od X 0.04wir, 3.0l	1
4	06474A	(000000-	) Pin, Clevis, 0.50 D X 3.50l	1
5	32486	(000000-	) Washer, Flt, .50 Sae	2
6	08182	(000000-	) Pin, Cotter, .125 X 1.00	1
7	390866	(000000-	) Channel, Mtg, Spring	1
8	390867	(000000-	) Channel, Mtg, Brake	1
9	81672	(000000-	) Spring, Cmpr, .37id X Flat Wir 1.0l	2
10	16213	(000000-	) Bolt, Shld, .31d X 1.00, .25-20	2
11	75934	(000000-	) Nut, Hex, Lock, .25-20, NI	2
12	29558	(000000-	) Pin, Clevis, 0.37 D X 1.50l	1
13	39005	(000000-	) Pin, Cotter, .094 X 0.75	1
14	12274	(000000-	) Screw, Hex, M06 X 1.0 X 20, NI	2
15	32483	(000000-	) Washer, Flt, .25 Sae	2
16	83149	(000000-	) Pedal, Brake, Lock	1
17	363087	(000000-	) Bushing, Flng, 0.44b 1.25d 0.25l	1
18	39284	(000000-	) Screw, Hex, M10 X 1.5 X 35, 8.8	1
19	32492	(000000-	) Washer, Flt, .38 Std	2
20	41430	(000000-	) Nut, Hex, Lock, M10 X 1.5, NI	1
21	54745	(000000-	) Spring, Extn, 0.38od X 0.04wir, 2.3l	1
22	55845	(000000-	) Screw, Hex, M05 X 0.8 X 16, Fmg	3
23	97031	(000000-	) Spring, Wir, 0.08d, Brake, Parking	1
24	19066	(000000-	) Washer, Flt, #10	6

**Fig. 12 - Rear Wheel Group**

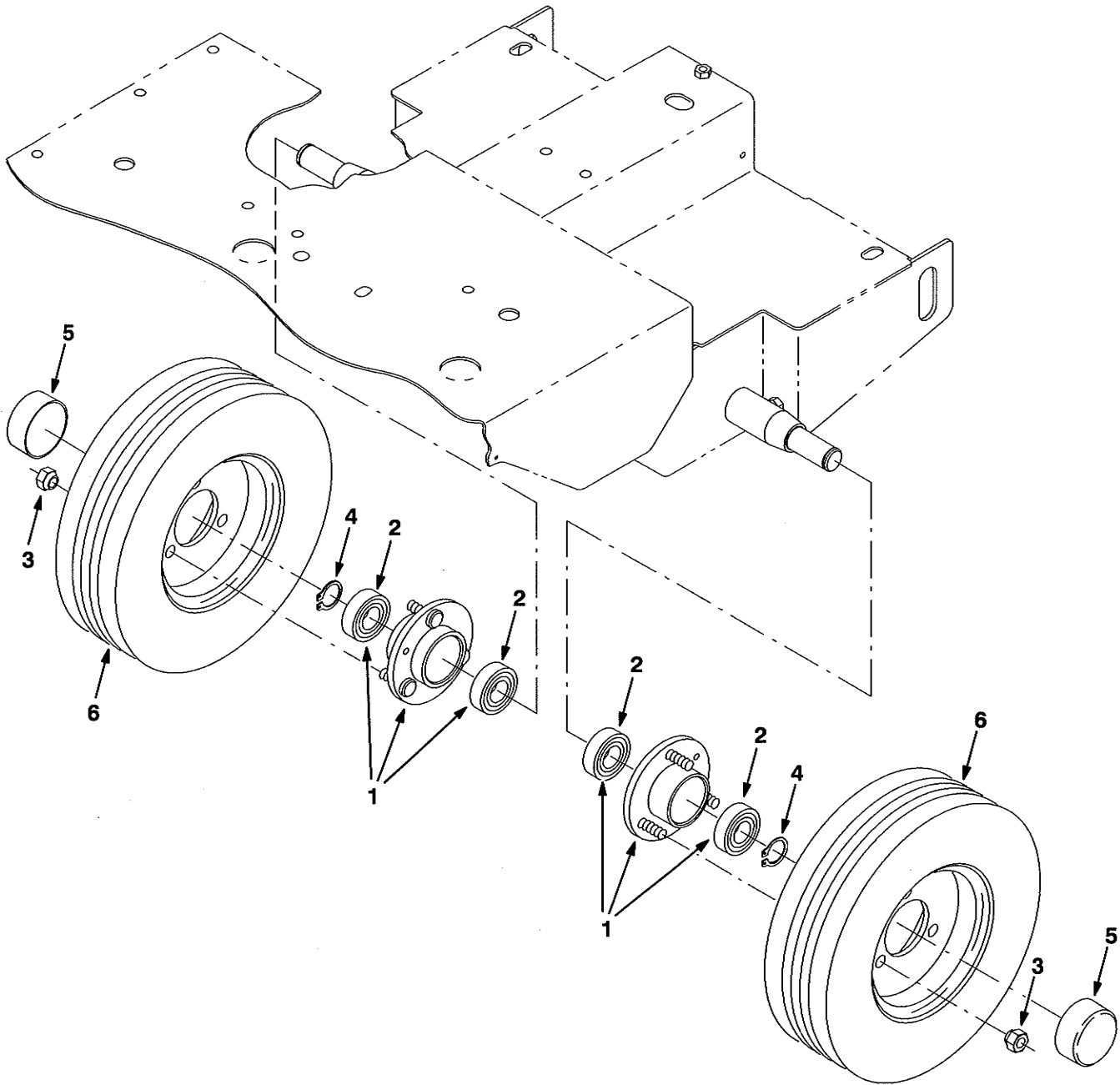


Fig. 12 - Rear Wheel Group

	Ref.	Nobles Part No.	Machine Serial Number	Description	Qty.
▽	1	391382	(000000-	) Housing Assy, Wheel	2
▲	2	13534	(000000-	) Bearing, Ball, 0.98b 2.05d 0.59w	2
	3	11109	(000000-	) Nut, Wheel, .44-20 X 60 Angle	6
	4	09005	(000000-	) Ring, Retaining, Ext, 1.00d, Basic	2
	5	390905	(000000-	) Cap, Axle, Vyl, 02.38d	2
	6	369345	(000000-	) Tire Assy, Solid, 12.3x3.5 3.5bc/3bolt	2

Fig. 13 - Directional Pedal Group

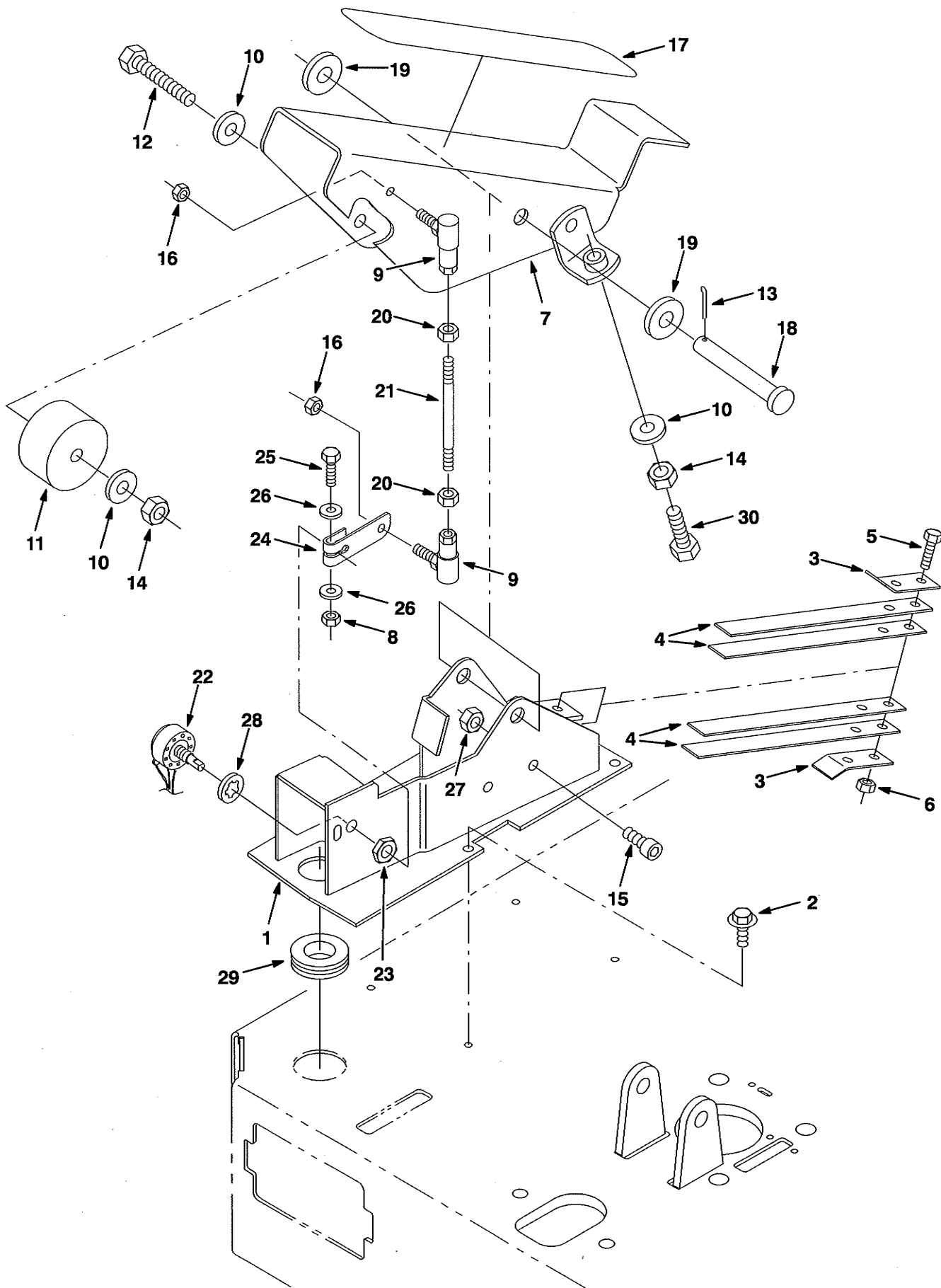


Fig. 13 - Directional Pedal Group

Ref.	Nobles Part No.	Machine Serial Number	Description	Qty.
1	81569	(000000-	) Plate Wldt, Cntrl	1
2	74455	(000000-	) Screw, Hex, M06 X 1.0 X 12, Fmg	4
3	223601	(000000-	) Retainer, Spring	2
4	223600	(000000-	) Strip, Stl, 0.05th X 00.75w, 07.80l	4
5	06944	(000000-	) Screw, Hex, M06 X 1.0 X 25, 8.8	2
6	08708	(000000-	) Nut, Hex, Lock, M06 X 1.0, NI	2
7	223320	(000000-	) Pedal Wldt, Accelerator	1
8	32981	(000000-	) Nut, Hex, Lock, .25-20, NI	1
9	14601	(000000-	) Balljoint, .25-28 Fem/.25-28mal	2
10	32485	(000000-	) Washer, Flt, .38 Sae	3
11	87725	(000000-	) Spacer	1
12	06963	(000000-	) Screw, Hex, M10 X 1.5 X 60, 8.8	1
13	08182	(000000-	) Pin, Cotter, .125 X 1.00	1
14	41430	(000000-	) Nut, Hex, Lock, M10 X 1.5, NI	1
15	49609	(000000-	) Screw, Soc, M08-1.25 x 16	2
16	13513	(000000-	) Nut, Hex, Lock, .25-28, NI	2
17	82839	(000000-	) Tread, Non-Skid, 02.2 11.5	1
18	06474A	(000000-	) Pin, Clevis, 0.50 D X 3.50l	1
19	32486	(000000-	) Washer, Flt, .50 Sae	2
20	32899	(000000-	) Nut, Hex, Jam, .25-28	2
21	384414	(000000-	) Rod, Threaded, 2 End, .25-28 3.38l	1
22	81942	(000000-	) Potentiometer	1
23	222607	(000000-	) Nut, Hex, Thin, .38-32	1
24	81989	(000000-	) Lever	1
25	25047	(000000-	) Screw, Hex, .25-20 X 1.25, 5	1
26	32483	(000000-	) Washer, Flt, .25 Sae	2
27	08709	(000000-	) Nut, Hex, Lock, M08 X 1.25, NI	2
28	32988	(000000-	) Washer, Lock, Int, .38	1
29	10632	(000000-	) Grommet, Rbr, 0.89id, F/ 1.2h, .14matl	1
30	06963	(000000-	) Screw, Hex, M10 X 1.5 X 60, 8.8	1

Fig. 14 - Scrub Head Lift Group

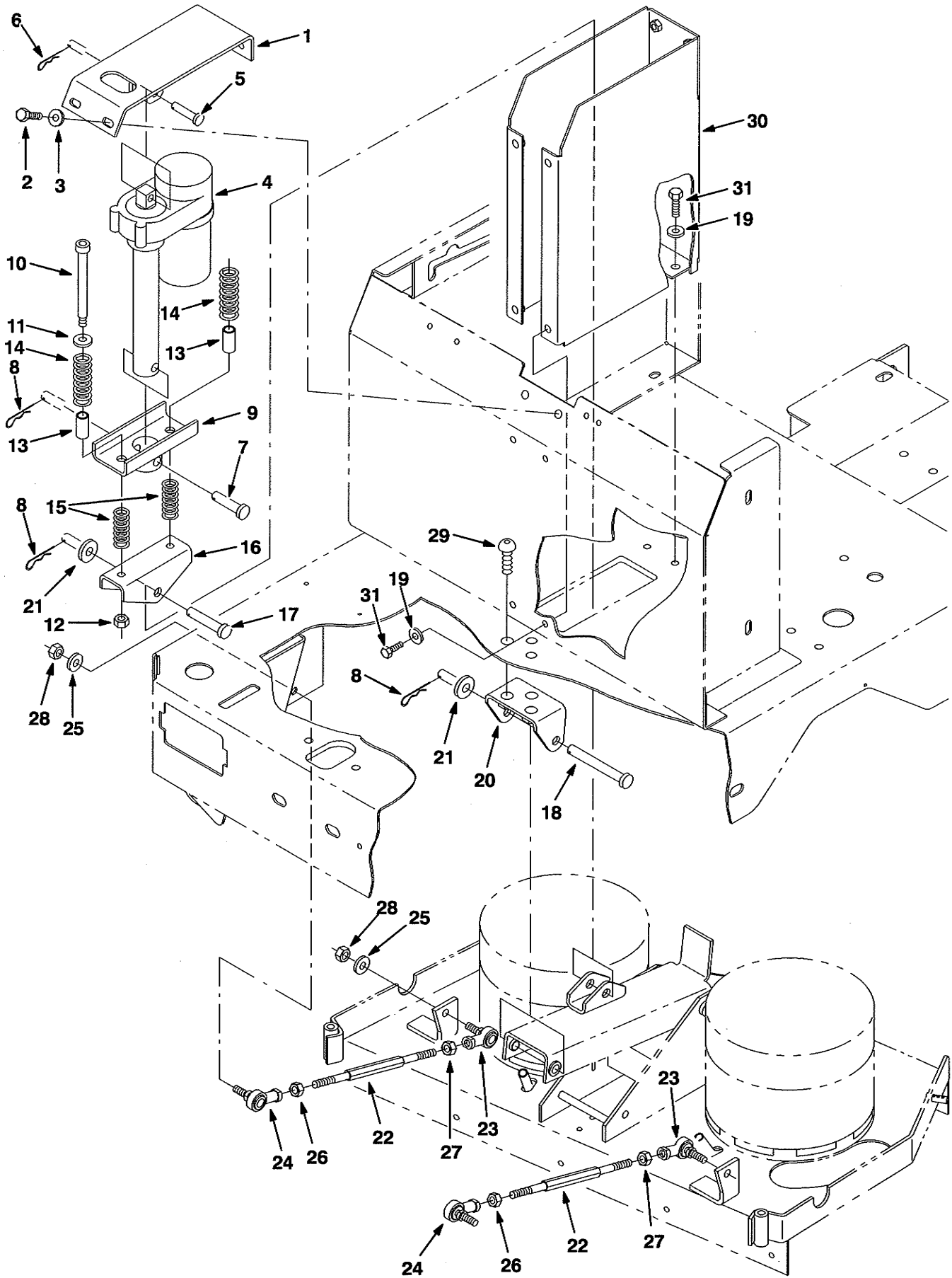


Fig. 14 - Scrub Head Lift Group

Ref.	Nobles Part No.	Machine Serial Number	Description	Qty.
1	390748	(000000-	) Plate Wldt, Mtg, Actuator	1
2	39277	(000000-	) Screw, Hex, M08 X 1.25 X 25, 8.8	2
3	39349	(000000-	) Washer, Flt, .31 Sae	2
4	390992	(000000-	) Actuator, 36vdc, 05.0stroke 600lb	1
5	17461	(000000-	) Pin, Clevis, 0.37 D X 1.75l	1
6	86866	(000000-	) Pin, Hair Cotter, 0.38 D .072 Wir	1
7	51534	(000000-	) Pin, Clevis, 0.50 D X 2.00l	1
8	02942	(000000-	) Pin, Hair Cotter, 0.62 D .120 Wir	3
9	223450	(000000-	) Channel Wldt, Mtg, Actuator	1
10	45960	(000000-	) Bolt, Shld, .50d X 4.25, .38-16	2
11	32486	(000000-	) Washer, Flt, .50 Sae	2
12	36643	(000000-	) Nut, Hex, Lock, .38-16, NI, Thin	2
13	50682	(000000-	) Sleeve, .50id X .62od X 1.31l	2
14	223518	(000000-	) Spring, Cmpr, 0.98od .14wir 2.5l	2
15	223517	(000000-	) Spring, Cmpr, 0.84od .11wir 2.0l	2
16	390665	(000000-	) Channel, Input, Tool, Lift	1
17	11211	(000000-	) Pin, Clevis, 0.50 D X 2.25l	1
18	222196	(000000-	) Pin, Clevis, 0.50 D X 4.00l	1
19	32491	(000000-	) Washer, Flt, .31 Std	8
20	390744	(000000-	) Bracket, Mtg, Tool, Lift, Channel	1
21	32486	(000000-	) Washer, Flt, .50 Sae	2
22	390666	(000000-	) Rod, Thrd, 2 End, .38-24 09.0l Lh/Rh	2
23	86780	(000000-	) Rod-End, .38-24lh Fem 0.38-24stud	2
24	86781	(000000-	) Rod-End, .38-24rh Fem 0.38-24stud	2
25	01686	(000000-	) Washer, Flt, .38 Ss	4
26	20171	(000000-	) Nut, Hex, Jam, .38-24	2
27	82889	(000000-	) Nut, Hex, Jam, .38-24, Lh	2
28	50269	(000000-	) Nut, Hex, Lock, .38-24, NI, Ss	4
29	83097	(000000-	) Screw, Btn, M12 X 1.75 X 25, 10.9 NI	3
30	390745	(000000-	) Housing Wldt, Head Lift	1
31	16931	(000000-	) Screw, Hex, M08 X 1.25 X 20, 8.8	8

# STANDARD PARTS

Fig. 15 - Disk Scrub Head Drive Motor Group, 700 mm (28 in)

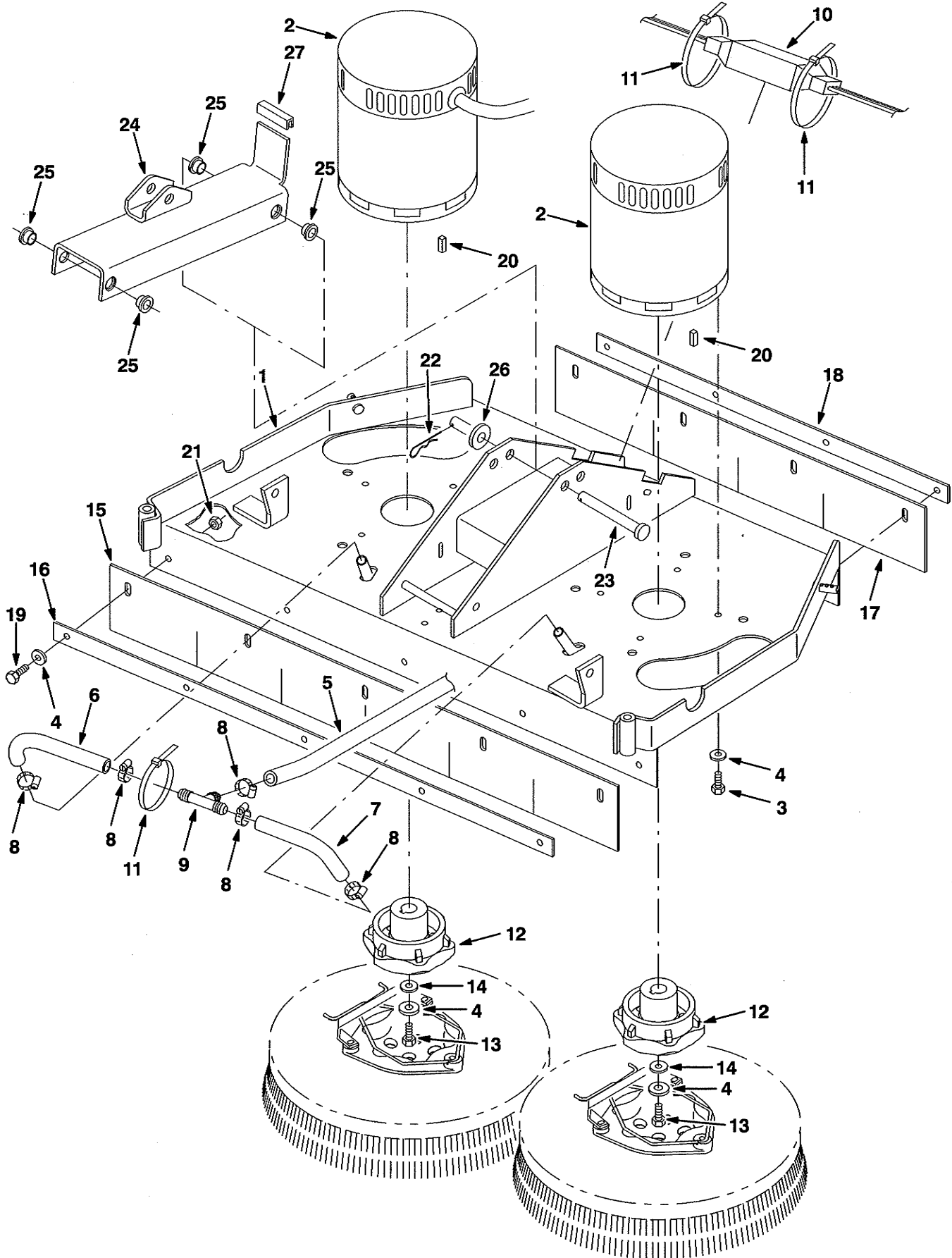


Fig. 15 - Disk Scrub Head Drive Motor Group, 700 mm (28 in)

NOTE: Disk Scrub Head Kit, Nobles Part Number 391029, includes Fig. 15, and Fig. 16.

Ref.	Nobles Part No.	Machine Serial Number	Description	Qty.
1	391370	(000000-	) Head Wldt, Scb, Disk, 28 Inch	1
2	390849	(000000-	) Motor, Ele, 36vdc, 0.50hp, 0320rpm	2
3	24672	(000000-	) Screw, Hex, .25-20 X 0.75, Ss	8
4	01684	(000000-	) Washer, Flt, 25 Ss	17
5	390933	(000000-	) Hose, Vyl, Brd, 0.50id 0.69od 30.0l	1
6	390928	(000000-	) Hose, Vyl, Brd, 0.50id 0.69od 08.0l	1
7	391361	(000000-	) Hose, Soltn, Rwk	1
8	54333	(000000-	) Clamp, Hose, Wormdrive, 0.31-0.88d	5
9	63245-1	(000000-	) Fitting, Plstc, Tee, Bm08/Bm08/Bm08	1
10	222836	(000000-	) Shunt	1
11	44961	(000000-	) Tie, Cable, Nyl, 14.5l .30w 4.0 Max D	3
12	222506	(000000-	) Hub, Drive, Brush	2
13	02991	(000000-	) Screw, Hex, .31-18 X 0.75, Ss	2
14	41186	(000000-	) Washer, Belleville, .31	2
15	390633	(000000-	) Skirt, Front, Scb, Disk, 28 Inch	1
16	390635	(000000-	) Strip, Retainer, Skirt, Front, 28 Inch	1
17	390634	(000000-	) Skirt, Rear, Scb, Disk, 28 Inch	1
18	390636	(000000-	) Strip, Retainer, Skirt, Rear, 28 Inch	1
19	08716	(000000-	) Screw, Hex, M06 X 1:0 X 20, Ss	9
20	00926	(000000-	) Key, Sq, 0.25 X 0.25, 00.75l	2
21	08712	(000000-	) Nut, Hex, Lock, M06 X 1.0, NI, Ss	9
22	02942	(000000-	) Pin, Hair Cotter, 0.62 D .120 Wir	1
23	222196	(000000-	) Pin, Clevis, 0.50 D X 4.00l	1
24	390741	(000000-	) Channel Wldt, Lift Tool	1
25	15648	(000000-	) Bushing, Flng, 0.50b 0.59d 0.38l	4
26	32486	(000000-	) Washer, Flt, .50 Sae	1
27	223645	(000000-	) Molding, Trim, Rbr, .13 03.0	1

Fig. 16 - Disk Scrub Head Squeegee Group, 700 mm (28 in)

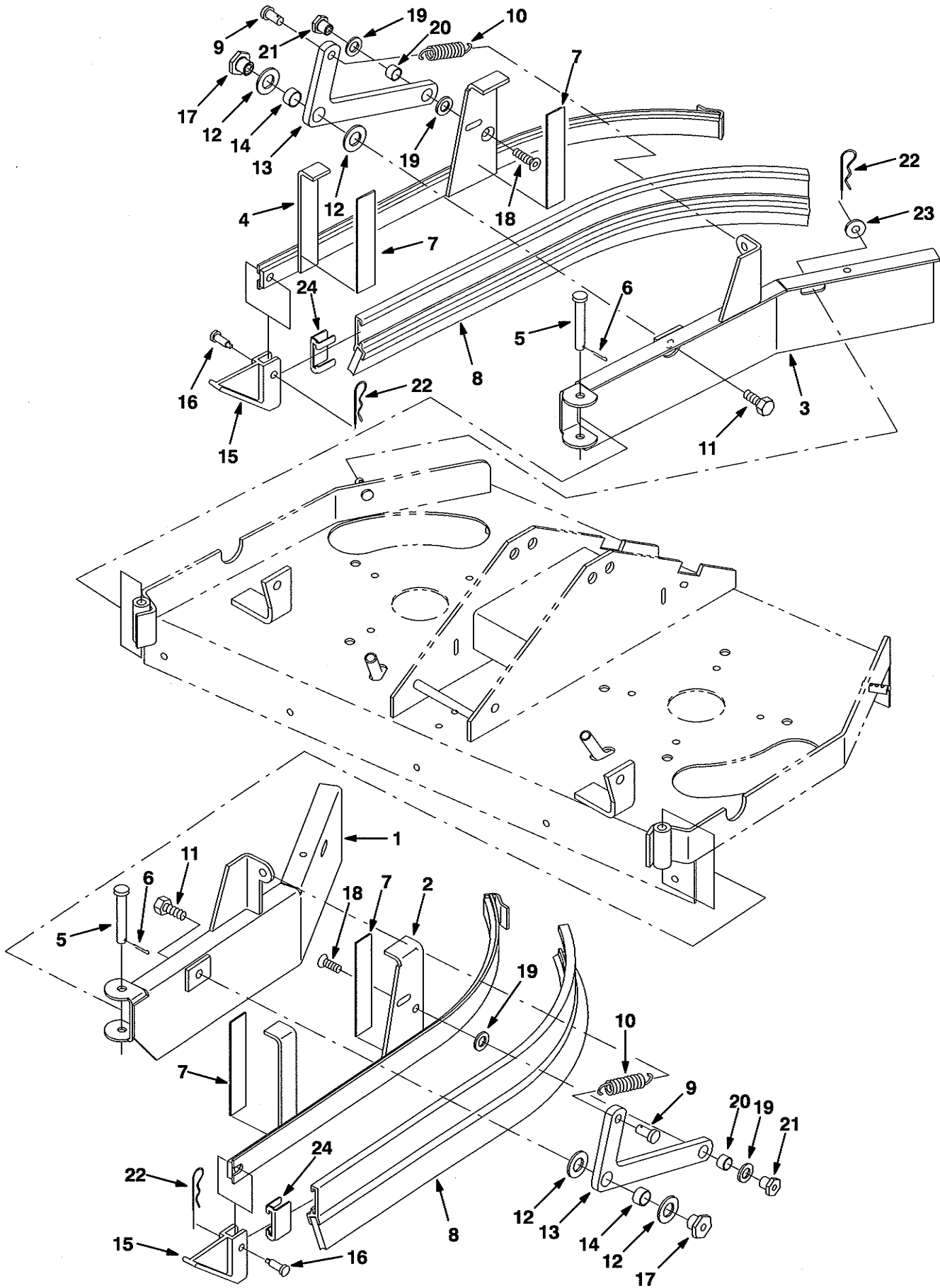


Fig. 16 - Disk Scrub Head Squeegee Group, 700 mm (28 in)

NOTE: Disk Scrub Head Kit, Nobles Part Number 391029, includes Fig. 15, and Fig. 16.

Ref.	Nobles Part No.	Machine Serial Number	Description	Qty.
1	390702	(000000-	) Door Wldt, Mtg, Lh, 28 Inch Disk	1
2	390707	(000000-	) Bladeholder Wldt, Sqge, Disk, Lh	1
3	390710	(000000-	) Door Wldt, Mtg, Rh, 28 Inch Disk	1
4	390720	(000000-	) Bladeholder Wldt, Sqge, Disk, Rh	1
5	391179	(000000-	) Pin, Clevis, 0.37 D X 2.62l	2
6	08182	(000000-	) Pin, Cotter, .125 X 1.00	2
7	390988	(000000-	) Tape, [Protective], .0080th, 1.0w, 5.0l	4
8	86859	(000000-	) Blade Assy, Sqge, Side	2
9	39019	(000000-	) Pin, Clevis, 0.37 D X 0.75l	2
10	15047	(000000-	) Spring, Extn, 0.62od X 0.08wir, 3.0l	2
11	09291	(000000-	) Screw, Hex, M10 X 1.5 X 20, Ss	2
12	64425	(000000-	) Washer, Thrust, 0.61b 1.25d .06, Fgl	4
13	25709	(000000-	) Bellcrank, Lift, Sqge	2
14	71607	(000000-	) Bushing, Sleeve, 0.63b 0.72d 0.38l	2
15	86865	(000000-	) Guide, Side Sqge	2
16	69582	(000000-	) Pin, Clevis, 0.31 D X 1.00l	2
17	391345	(000000-	) Nut, T, M 10 X1.5 0.623od .516lg	2
18	79246	(000000-	) Screw, Flat, M08-1.25x 20, Ss	2
19	86860	(000000-	) Bearing, Thrust	4
20	64173	(000000-	) Bushing, Sleeve, 0.50b 0.59d 0.38l, Stl	2
21	391346	(000000-	) Nut, T, M8x1.25 X0.498od, 0.516lg	2
22	44906	(000000-	) Pin, Hair Cotter, 0.69 D .092 Wir	4
23	01686	(000000-	) Washer, Flt, .31 Ss	2
24	86759	(000000-	) Retainer, Sqge	2

Fig. 17 - Recovery Tank Group

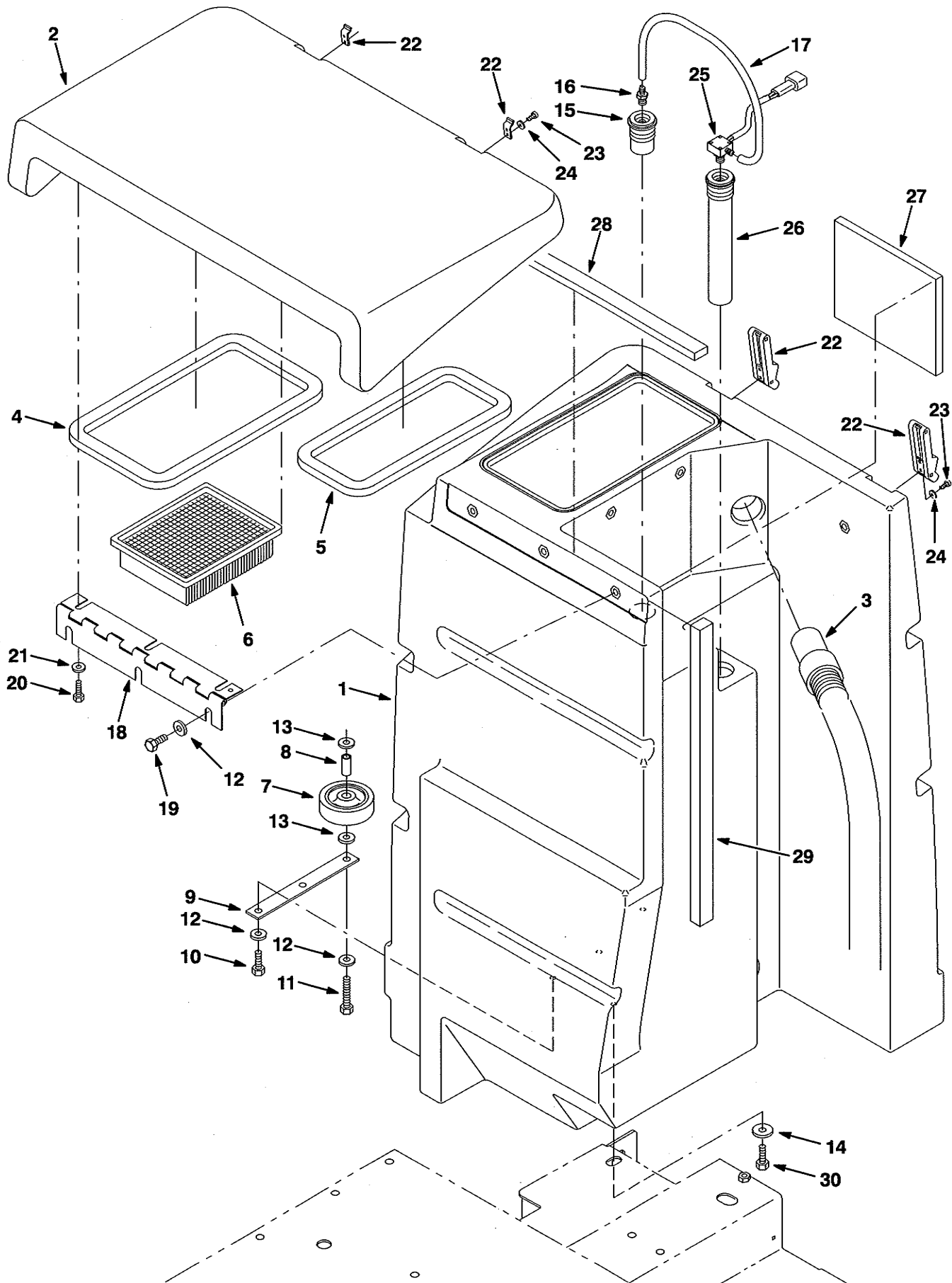


Fig. 17 - Recovery Tank Group

Ref.	Nobles Part No.	Machine Serial Number	Description	Qty.
1	391145	(000000-	) Tank, Recvy, Trim	1
2	391146	(000000-	) Cover, Tank, Trim	1
3	390946	(000000-	) Hose, Vacuum	1
4	390882	(000000-	) Seal, Tank, Recvy	1
5	390883	(000000-	) Seal, Tank, Soltn	1
6	386326	(000000-	) Filter, Fan	1
7	81580	(000000-	) Wheel, 4.0d 0.87w 0.44b	1
8	383910	(000000-	) Sleeve, .318b .437d 1.060l	1
9	390822	(000000-	) Strip	1
10	09740	(000000-	) Screw, Hex, M08 X 1.25 X 20, Ss	2
11	49694	(000000-	) Screw, Hex, M08 X 1.25 X 50, Ss	1
12	01685	(000000-	) Washer, Flt, .31 Ss	6
13	39349	(000000-	) Washer, Flt, .31 Sae	2
14	13248	(000000-	) Washer, 0.40b 1.12d .12, Stl, Pl	3
15	385750	(000000-	) Tube Assy, 2 Inch	1
16	40607	(000000-	) Fitting, Brs, Str, Pm02/Bm03	1
17	390698	(000000-	) Hose, Vacuum, 0.16id X 19.0l	1
18	391351	(000000-	) Hinge, Cover	1
19	09740	(000000-	) Screw, Hex, M08 X 1.25 X 20, Ss	3
20	08716	(000000-	) Screw, Hex, M06 X 1.0 X 20, Ss	3
21	01684	(000000-	) Washer, Flt, .25 Ss	3
22	49800	(000000-	) Latch	2
23	391403	(000000-	) Screw, Pan, M04 X 0.7 X 8, Ss	8
24	41578	(000000-	) Washer, Flt, #06 Ss	8
25	385732	(000000-	) Switch Assy, Press, 4 Inch	1
26	385744	(000000-	) Tube Assy, 8 Inch	1
27	391338	(000000-	) Insulation, Sound	1
28	391339	(000000-	) Insulation, Sound	1
29	391341	(000000-	) Insulation, Sound	1
30	12273	(000000-	) Screw, Hex, M08 X 1.25 X 20, Ss, NI	3

Fig. 18 - Vacuum Fan Group

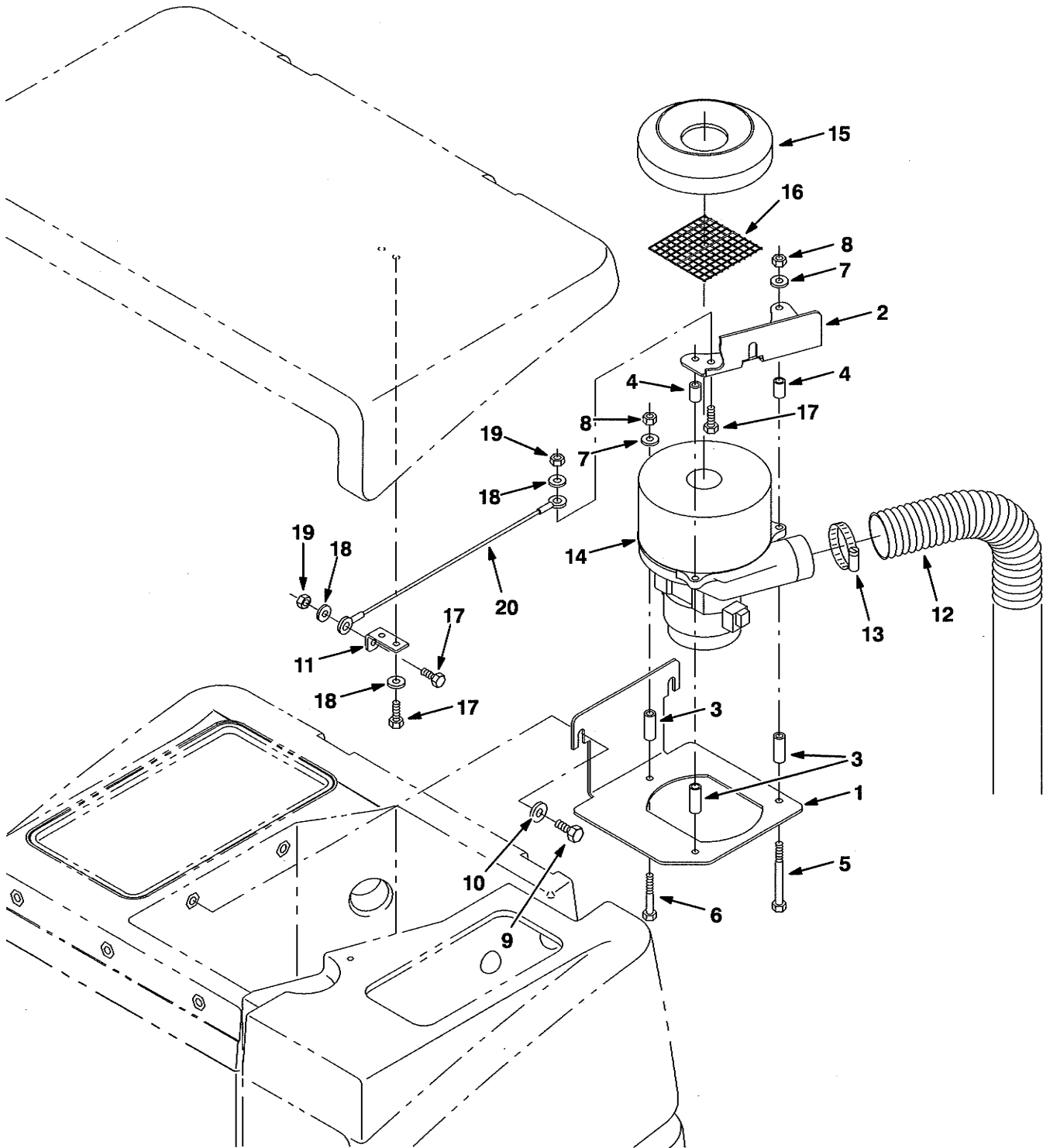


Fig. 18 - Vacuum Fan Group

Ref.	Nobles Part No.	Machine Serial Number	Description	Qty.	
1	391251	(000000-	) Bracket, Fan	1	
2	391252	(000000-	) Bracket, Fan	1	
3	222497	(000000-	) Sleeve	3	
4	360930	(000000-	) Sleeve	2	
5	391434	(000000-	) Screw, Hex, M06 X 1.0 X 80, Ss	2	
6	58979	(000000-	) Screw, Hex, M06 X 1.0 X 55, Ss	1	
7	01684	(000000-	) Washer, Flt, .25 Ss	3	
8	08712	(000000-	) Nut, Hex, Lock, M06 X 1.0, NI, Ss	3	
9	09740	(000000-	) Screw, Hex, M08 X 1.25 X 20, Ss	3	
10	01685	(000000-	) Washer, Flt, .31 Ss	3	
11	391309	(000000-	) Bracket, Cable	1	
12	390904	(000000-	) Hose, Vacuum	1	
13	22297	(000000-	) Clamp, Hose, Wormdrive, 1.56-2.50d	1	
▽	14	391296	(000000-	) Fan Assy, Vacuum (See Breakdowns)	1
▲	15	391343	(000000-	) Seal, Fan	1
▲	16	391350	(000000-	) Screen, Fan Inlet	1
	17	08716	(000000-	) Screw, Hex, M06 X 1.0 X 20, Ss	4
	18	01684	(000000-	) Washer, Flt, .25 Ss	4
	19	08712	(000000-	) Nut, Hex, Lock, M06 X 1.0, NI, Ss	2
	20	391368	(000000-	) Cable	1

Fig. 19 - Solution Tank Group

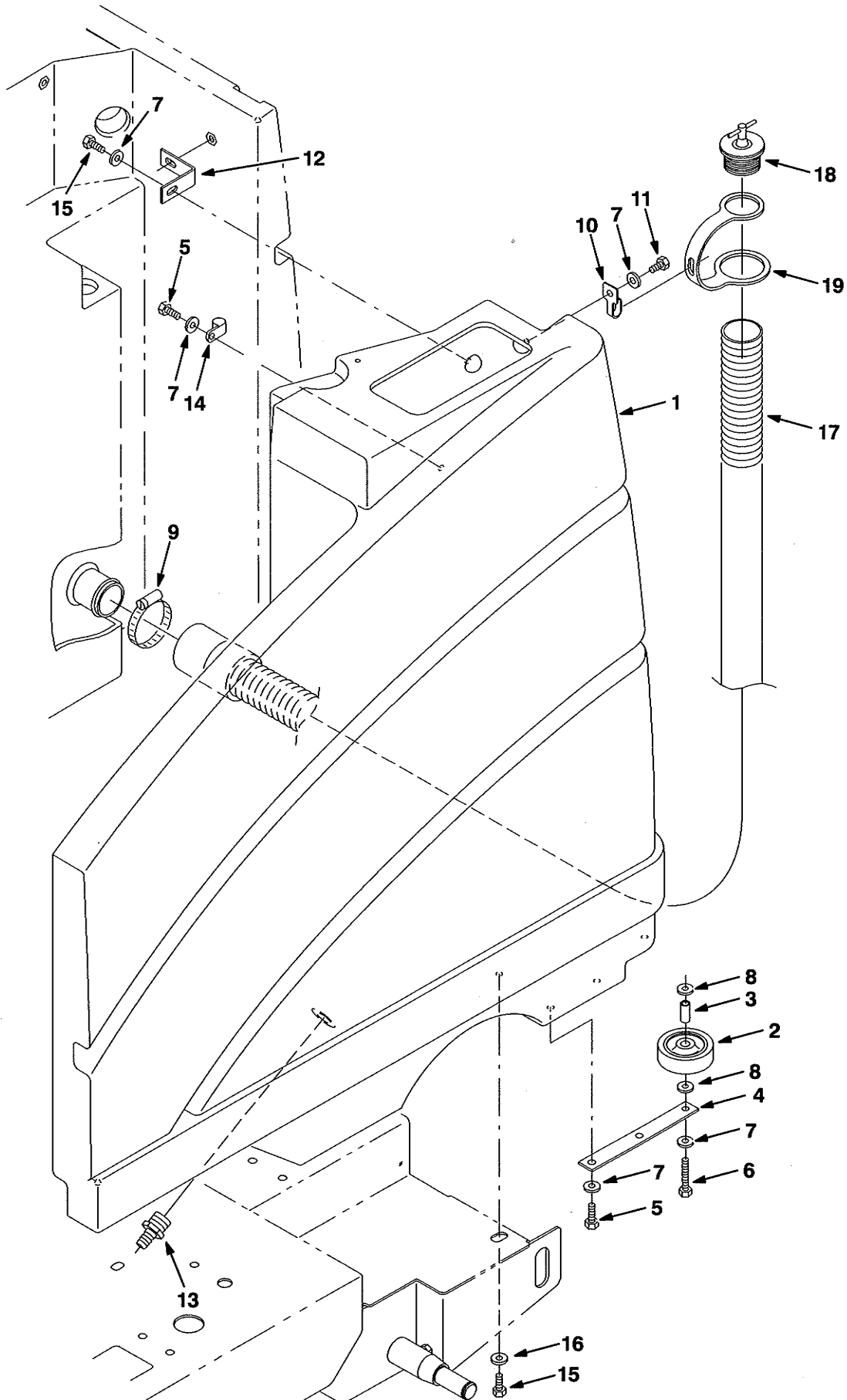


Fig. 19 - Solution Tank Group

Ref.	Nobles Part No.	Machine Serial Number	Description	Qty.
1	391144	(000000-	) Tank, Soltn, Trim	1
2	81580	(000000-	) Wheel, 4.0d 0.87w 0.44b	1
3	383910	(000000-	) Sleeve, .318b .437d 1.060l	1
4	390822	(000000-	) Strip	1
5	09740	(000000-	) Screw, Hex, M08 X 1.25 X 20, Ss	3
6	49694	(000000-	) Screw, Hex, M08 X 1.25 X 50, Ss	1
7	01685	(000000-	) Washer, Flt, .31 Ss	7
8	39349	(000000-	) Washer, Flt, .31 Sae	2
9	17188	(000000-	) Clamp, Hose, Wormdrive, 1.62-3.50d	1
10	222793	(000000-	) Clip, Hanger, Hose	1
11	15675	(000000-	) Screw, Hex, M08 X 1.25 X 16, Ss	1
12	390885	(000000-	) Angle, Bracket, Tank	1
13	365095	(000000-	) Fitting, Plstc, Str, Bm10/Pm12	1
14	67767	(000000-	) Clamp, Cable, Stl, 0.69d X 0.62w, 1h	1
15	12273	(000000-	) Screw, Hex, M08 X 1.25 X 20, Ss, NI	5
16	13248	(000000-	) Washer, 0.40b 1.12d .12, Stl, PI	3
17	391317	(000000-	) Hose, Drain	1
18	391318	(000000-	) Plug, Expansion, 2.00 Dia	1
19	391319	(000000-	) Strap, Hose, Drain	1

**Fig. 20 - Solution Control Group**

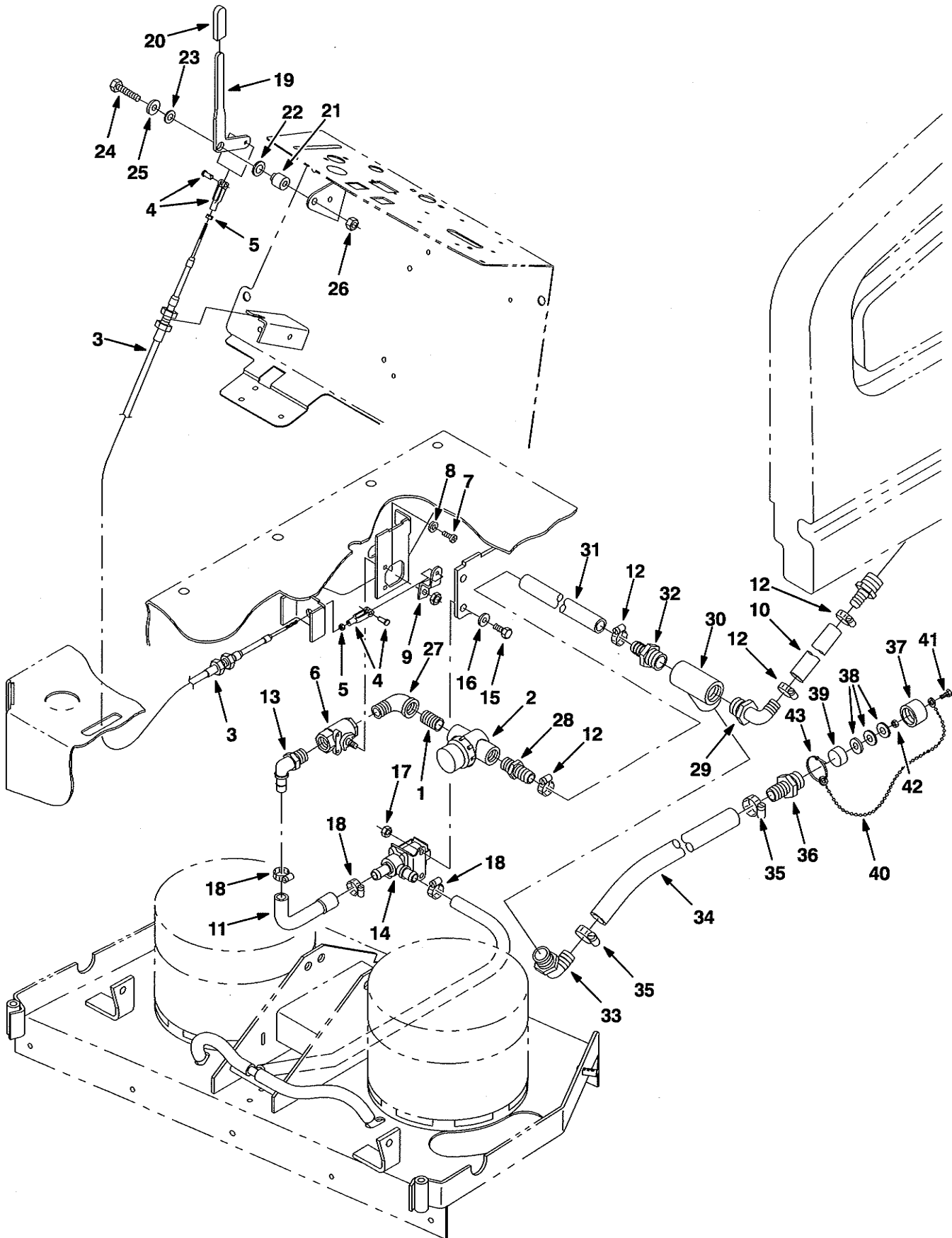


Fig. 20 - Solution Control Group

Ref.	Nobles Part No.	Machine Serial Number	Description	Qty.
1	11442-3	(000000-	) Fitting, Pipe, Str, Pm08/Pm08 Close,Blk	1
2	391335	(000000-	) Filter, Soltn	1
3	390926	(000000-	) Cable, Push / Pull	1
4	27880	(000000-	) Clevis, Adj, 0.19pin, #10-32	2
5	01713	(000000-	) Nut, Hex, Std, #10-32, 2	2
6	12083	(000000-	) Valve, Water	1
7	39648	(000000-	) Screw, Pan, #10-24 X 0.38, 1	2
8	32980	(000000-	) Washer, Lock, Int, #10	2
9	391250	(000000-	) Arm, Valve, Water	1
10	390899	(000000-	) Hose, Vyl, Brd 0.62id 0.88od 05.5 L	1
11	390779	(000000-	) Hose, Soltn	1
12	63810	(000000-	) Clamp, Hose, Wormdrive, 0.56-1.06d	4
13	63244-1	(000000-	) Fitting, Plstc, E90, Bm08/Pm08	1
14	222113	(000000-	) Valve, Solenoid, Water Flow	1
15	15678	(000000-	) Screw, Hex, M06 X 1.0 X 16, Ss	2
16	01684	(000000-	) Washer, Flt, .25 Ss	2
17	08712	(000000-	) Nut, Hex, Lock, M06 X 1.0, NI, Ss	2
18	54333	(000000-	) Clamp, Hose, Wormdrive, 0.31-0.88d	3
19	391139	(000000-	) Lever, Flow, Solution	1
20	222190	(000000-	) Grip, Handle	1
21	223235	(000000-	) Sleeve, Lever	1
22	86860	(000000-	) Bearing, Thrust	1
23	43611	(000000-	) Washer, 0.39b 0.75d .06, Nyl	1
24	41342	(000000-	) Screw, Hex, M08 X 1.25 X 40, 8.8	1
25	39349	(000000-	) Washer, Flt, .31 Sae	1
26	08709	(000000-	) Nut, Hex, Lock, M08 X 1.25, NI	1
27	11869	(000000-	) Fitting, Pipe, E90, Pm08/Pf08	1
28	41440	(000000-	) Fitting, Plstc, Str, Bm10/Pm08	1
29	73468	(000000-	) Fitting, Plstc, E90, Bm10/Pm12	1
30	42133A	(000000-	) Fitting, Plstc, Tee, Pf12/Pf12/Pf12	1
31	391337	(000000-	) Hose, Pvc, Brd, .62id .88od 10.5 L	1
32	71628	(000000-	) Fitting, Plstc, Str, Bm10/Pm12 [Nylon]	1
33	14877	(000000-	) Fitting, Plstc, E90, Bm12/Pm12	1
34	391285	(000000-	) Hose, Pvc, Brd, 0.75id 1.03od 36.00l	1
35	11399	(000000-	) Clamp, Hose, Wormdrive, 0.81-1.50d	2
36	79273-2	(000000-	) Fitting, Plstc, Str, Bm12/Pm12	1
37	612158	(000000-	) Kit, Cap, Hose, Drain (Clean Water)	1
38	601076	(000000-	) Washer, Plstc	3
39	612145	(000000-	) Seal, Drain Cap, Solution	1
40	621443	(000000-	) Chain, Jack, # , Plug Drain	1
41	09206	(000000-	) Screw, Hex, M04 X 0.7 X 12, 8.8	1
42	02850	(000000-	) Nut, Hex, Lock, M04 X 0.7, NI	1
43	130041	(000000-	) Tie, Cable, [11.50l], [3.00d]Max	1

Fig. 21 - Battery Cable Group

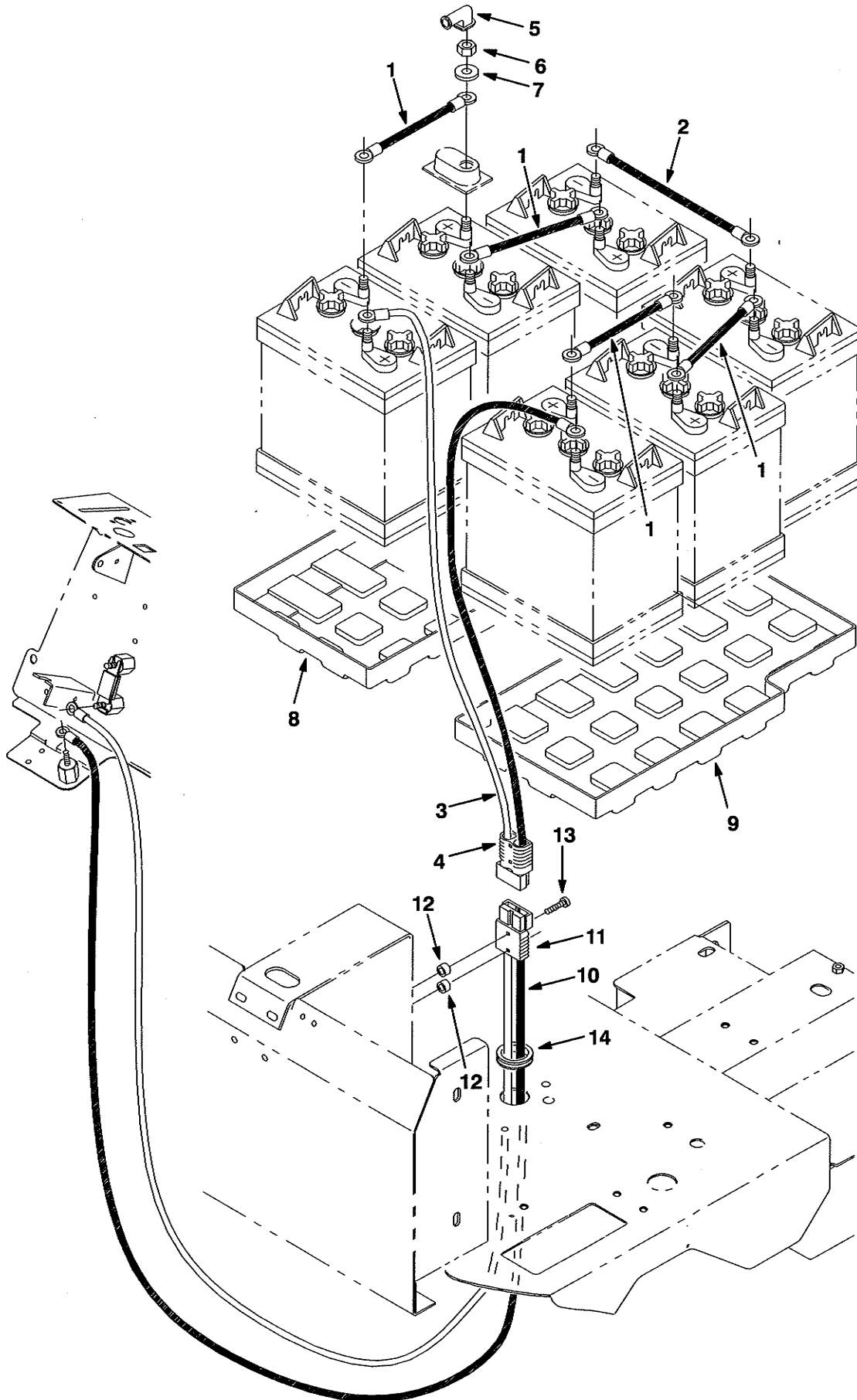


Fig. 21 - Battery Cable Group

Ref.	Nobles Part No.	Machine Serial Number	Description	Qty.
	1	223355	(000000- ) Wire, 04ga 08.0l Blk .34ring /.34ring	4
	2	223356	(000000- ) Wire, 04ga 12.0l Blk .34ring /.34ring	1
▽	3	223361	(000000- ) Cable Assy, Battery, 04ga 2, 175a	1
▲	4	22892	(000000- ) Connector, Anderson, 175a, Gray	1
	5	02076	(000000- ) Boot, 90deg .50d .57d X .84	12
	6	87435	(000000- ) Nut, Hex, Flexlock, .31-18	12
	7	01685	(000000- ) Washer, Fit, .31 Ss	12
	8	390760	(000000- ) Tray, Battery, Rh	1
	9	390761	(000000- ) Tray, Battery, Lh	1
▽	10	390775	(000000- ) Harness, Wire, Controller	1
▲	11	22892	(000000- ) Connector, Anderson, 175a, Gray	1
	12	390879	(000000- ) Spacer, .41b X .63od X .38l	2
	13	09258	(000000- ) Screw, Pan, M06 X 1.0 X 40, 4.8	2
	14	04051	(000000- ) Grommet, Rbr, 1.31id, F/ 1.6h, .12matl	1

Fig. 22 - Rear Squeegee Lift Group

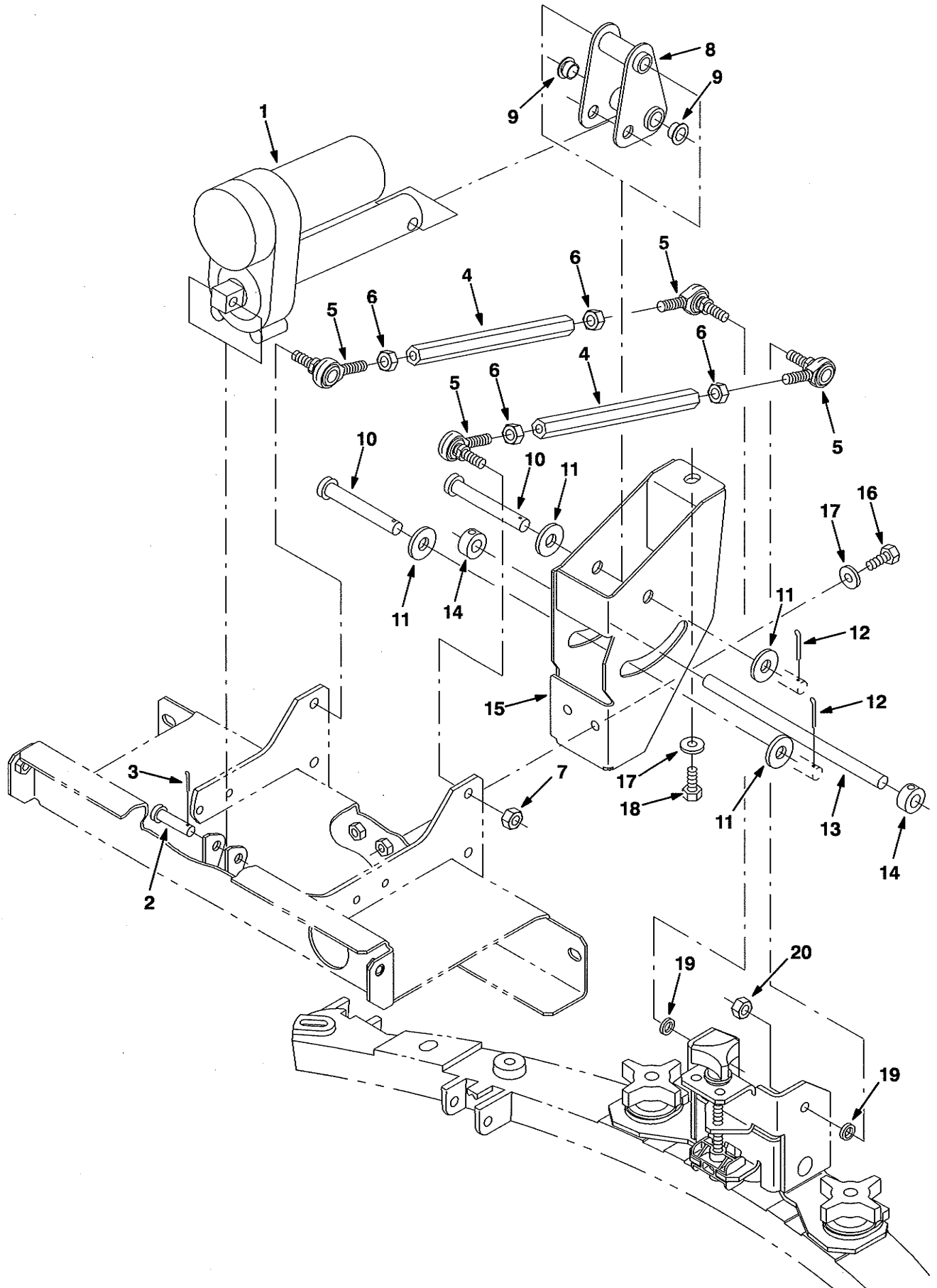


Fig. 22 - Rear Squeegee Lift Group

Ref.	Nobles Part No.	Machine Serial Number	Description	Qty.
1	390979	(000000-	) Actuator, 36vdc, 02.0stroke 300lb	1
2	29558	(000000-	) Pin, Clevis, 0.37 D X 1.50l	1
3	39005	(000000-	) Pin, Cotter, .094 X 0.75	1
4	390971	(000000-	) Link, Sqge, Tapped, Upper	2
5	35972	(000000-	) Rod-End, .38-24rh Mal 0.38-24stud	4
6	20171	(000000-	) Nut, Hex, Jam, .38-24	4
7	50269	(000000-	) Nut, Hex, Lock, .38-24, NI, Ss	2
8	390965	(000000-	) Pivot Wldt, Actuator	1
9	15648	(000000-	) Bushing, Flng, 0.50b 0.59d 0.38l	2
10	06474A	(000000-	) Pin, Clevis, 0.50 D X 3.50l	2
11	41619	(000000-	) Washer, Flt, .50 Ss	4
12	08182	(000000-	) Pin, Cotter, .125 X 1.00	2
13	390970	(000000-	) Rod, Lift, Sqge	1
14	75371	(000000-	) Collar, Locking	2
15	390960	(000000-	) Guide Wldt, Linkage, Sqge	1
16	12273	(000000-	) Screw, Hex, M08 X 1.25 X 20, Ss, NI	2
17	01685	(000000-	) Washer, Flt, .31 Ss	3
18	09740	(000000-	) Screw, Hex, M08 X 1.25 X 20, Ss	1
19	390880	(000000-	) Spacer, .41b .63d .13l, Ss 430pm	2
20	02185	(000000-	) Nut, Hex, Lock, .38-24, NI, Thin	2

Fig. 23 - Rear Squeegee Linkage Group

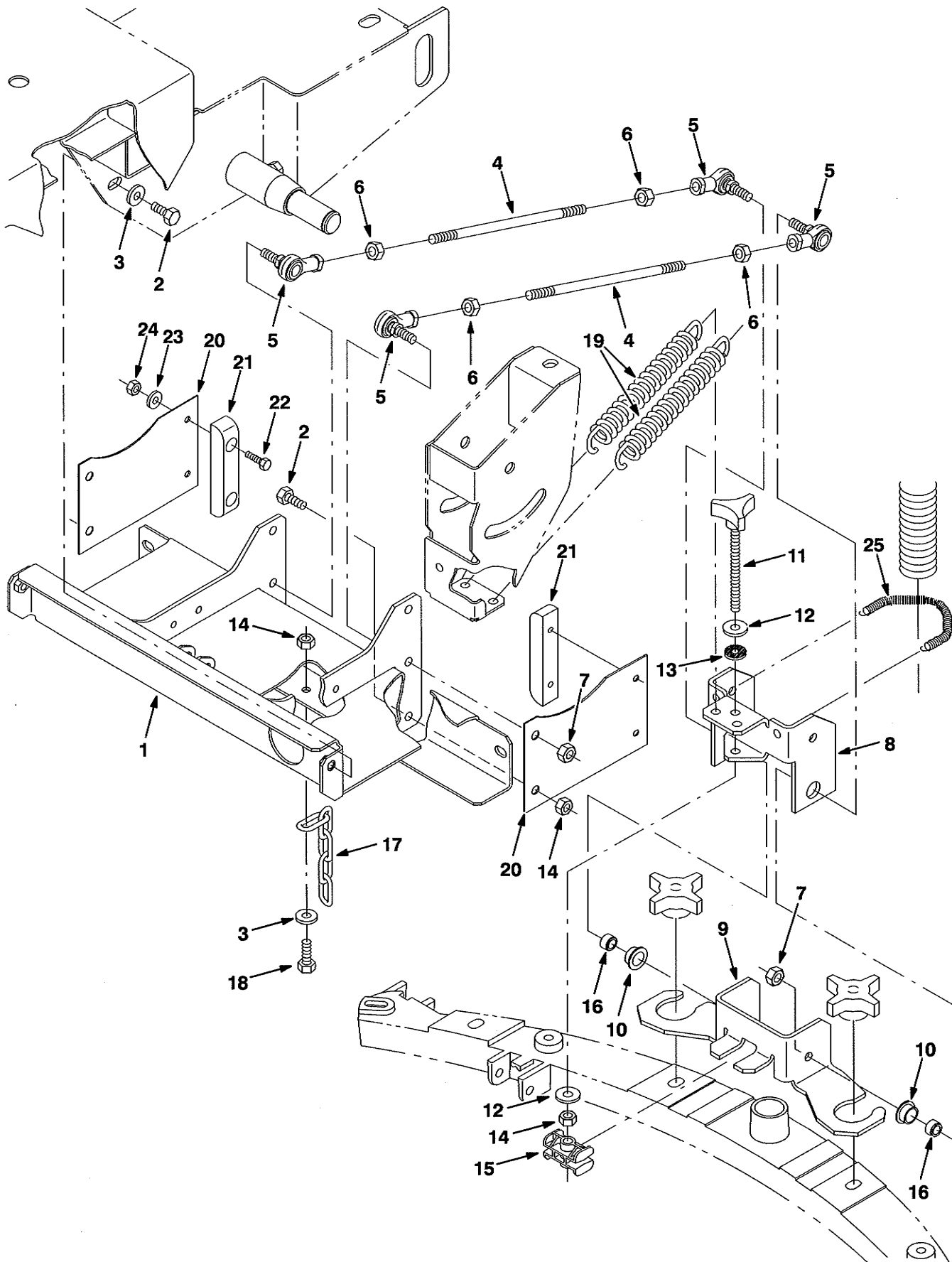


Fig. 23 - Rear Squeegee Linkage Group

Ref.	Nobles Part No.	Machine Serial Number	Description	Qty.
1	390950	(000000-	) Frame Wldt, Linkage, Sqge	1
2	09740	(000000-	) Screw, Hex, M08 X 1.25 X 20, Ss	6
3	01685	(000000-	) Washer, Flt, .31 Ss	5
4	391137	(000000-	) Rod, Thrd, 2 End, .38-24 09.0l	2
5	86781	(000000-	) Rod-End, .38-24rh Fem 0.38-24stud	4
6	20171	(000000-	) Nut, Hex, Jam, .38-24	8
7	50269	(000000-	) Nut, Hex, Lock, .38-24, NI, Ss	4
8	390980	(000000-	) Channel, Sqge, Upper	1
9	390981	(000000-	) Channel, Sqge, Lower	1
10	25735	(000000-	) Bushing, Flng, 0.63b 0.75d 0.38l	2
11	71090	(000000-	) Knob	1
12	01686	(000000-	) Washer, Flt, .38 Ss	2
13	63416	(000000-	) Washer, 0.31b 0.88d .12, Rbr	1
14	08713	(000000-	) Nut, Hex, Lock, M08 X 1.25, NI, Ss	4
15	222233	(000000-	) Block, Sqge, Adj	1
16	390879	(000000-	) Spacer, .41b X .63od X .38l	2
17	40758	(000000-	) Chain, Coil, Str, #210, 06.9l 05 Link	1
18	09010	(000000-	) Screw, Hex, M08 X 1.25 X 25, Ss	1
19	222236	(000000-	) Spring, Extn, 1.00od X 0.12wir, 5.0l	2
20	390975	(000000-	) Spring, Centering	2
21	71211	(000000-	) Block, Centering	2
22	09007	(000000-	) Screw, Hex, M06 X 1.0 X 25, Ss	4
23	01684	(000000-	) Washer, Flt, .25 Ss	4
24	08712	(000000-	) Nut, Hex, Lock, M06 X 1.0, NI, Ss	4
25	391402	(000000-	) Spring, Extn, 0.23Od .032Wire 8.0L	1

**Fig. 24 - Rear Squeegee Group, 700 mm (28 in)**

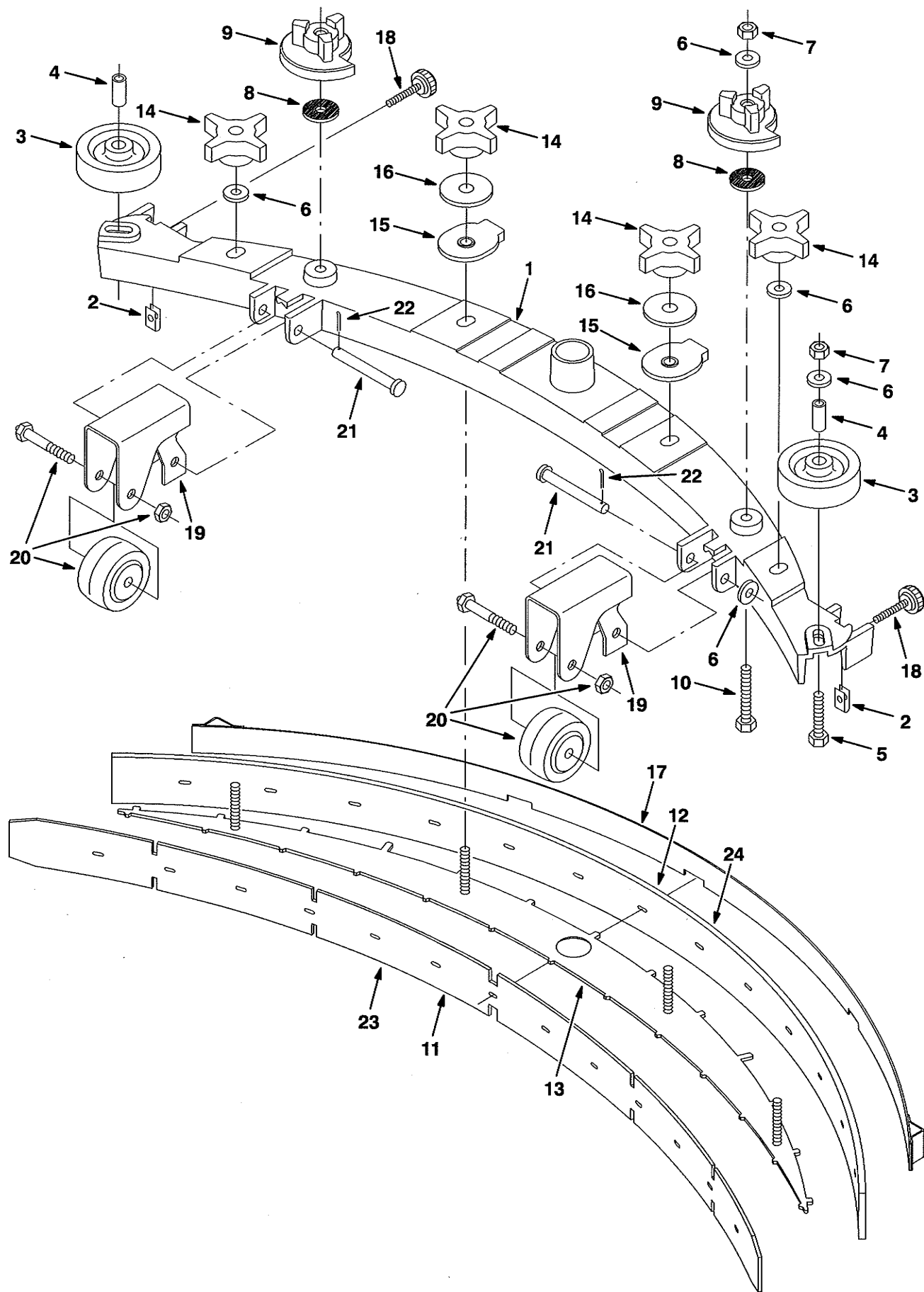
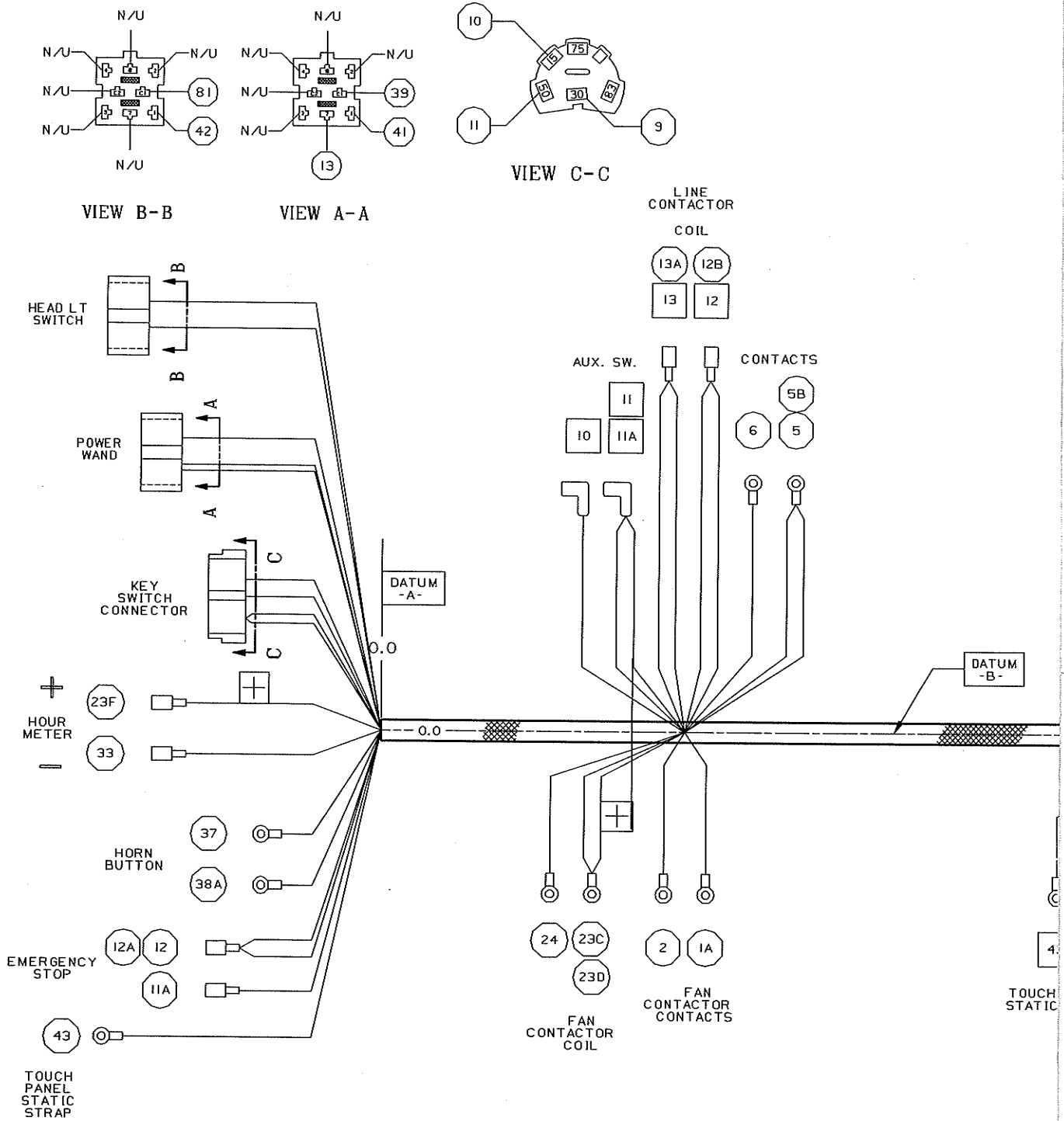


Fig. 24 - Rear Squeegee Group, 700 mm (28 in)

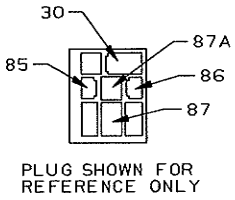
Ref.	Nobles Part No.	Machine Serial Number	Description	Qty.
▽	391071	(000000-	) Kit, Ci, Sqge, 700mm,	1
▲	1 390670	(000000-	) Frame, Casting, Sqge, 700mm	1
▲	2 82138	(000000-	) Nut, Speed, Retainer, .25-20	2
▲	3 81582	(000000-	) Wheel, 3.0d 0.87w 0.44b	2
▲	4 383910	(000000-	) Sleeve, .318b .437d 1.060l	2
▲	5 222505	(000000-	) Screw, Hex, M08 X 1.25 X 45, Ss	2
▲	6 01685	(000000-	) Washer, Flt, .31 Ss	8
▲	7 08713	(000000-	) Nut, Hex, Lock, M08 X 1.25, NI, Ss	4
▲	8 222268	(000000-	) Washer, 0.38b 1.25d .12, Neo	2
▲	9 222244	(000000-	) Cam, Adj, Sqge	2
▲	10 09767	(000000-	) Screw, Hex, M08 X 1.25 X 70, Ss	2
▲▽	391386	(000000-	) Kit, Sqge, Tile, 700mm	1
▲▲	11 390943	(000000-	) Blade, Sqge, Front, 700mm	1
▲▲	12 390936	(000000-	) Blade, Sqge, Rear, Gum Rbr, 700mm	1
▲	13 390940	(000000-	) Plate, Retainer, Blade, 700mm	1
▲	14 370100	(000000-	) Knob, 4-Prong W/.31-18, Insert	4
▲	15 390982	(000000-	) Ring, Mtg, Sqge	2
▲	16 04414	(000000-	) Washer, 0.53b 1.88d .12, Stl, PI	2
▲	17 390944	(000000-	) Retainer Wldt, Sqge, 700mm	1
▲	18 222794	(000000-	) Knob	2
▲	19 390987	(000000-	) Bracket Wldt, Wheel	2
▲	20 390773	(000000-	) Wheel Assy, Sqge	2
▲	21 23191	(000000-	) Pin, Clevis, 0.37 D X 3.00l	2
▲	22 39005	(000000-	) Pin, Cotter, .094 X 0.75	2
▽	391384	(000000-	) Kit, Sqge, Oil-Rstn, 700mm	1
▲	23 391377	(000000-	) Blade, Sqge, Front, Oil-Rstn, 700mm	1
▲	24 391378	(000000-	) Blade, Sqge, Rear, Oil-Rstn, 700mm	1



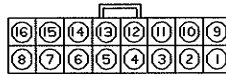
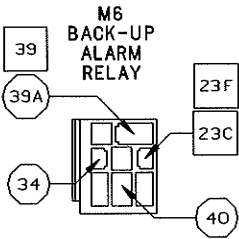
Fig. 26 - Wire



Harness Group



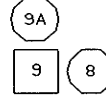
SOCKET NO.	WIRE NO.	SOCKET NO.	WIRE NO.
1	○ 18	9	× N/U
2	○ 21	10	× N/U
3	○ 19	11	× N/U
4	× N/U	12	× N/U
5	× N/U	13	× N/U
6	○ 15	14	× N/U
7	○ 16	15	□ 12A
8	× N/U	16	○ 14



DETAIL K-K

CONNECTOR ROTATED 90°  
X = NOT USED  
PROPEL  
CONTROLLER  
CONTROL LINES

CHARGER  
SWITCH



DETAIL D-D

F1

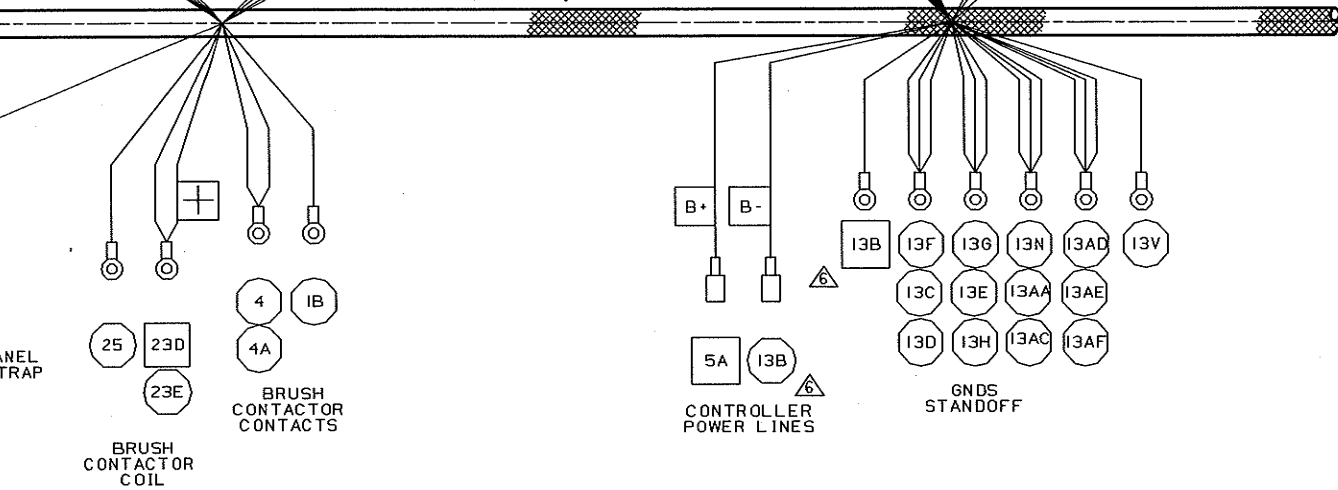
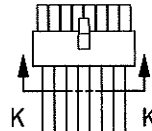
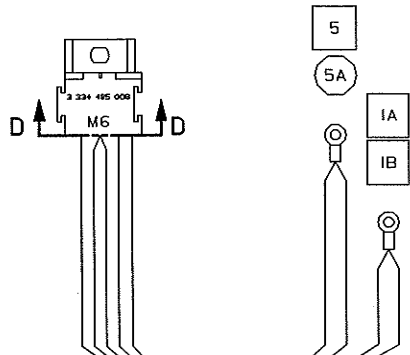
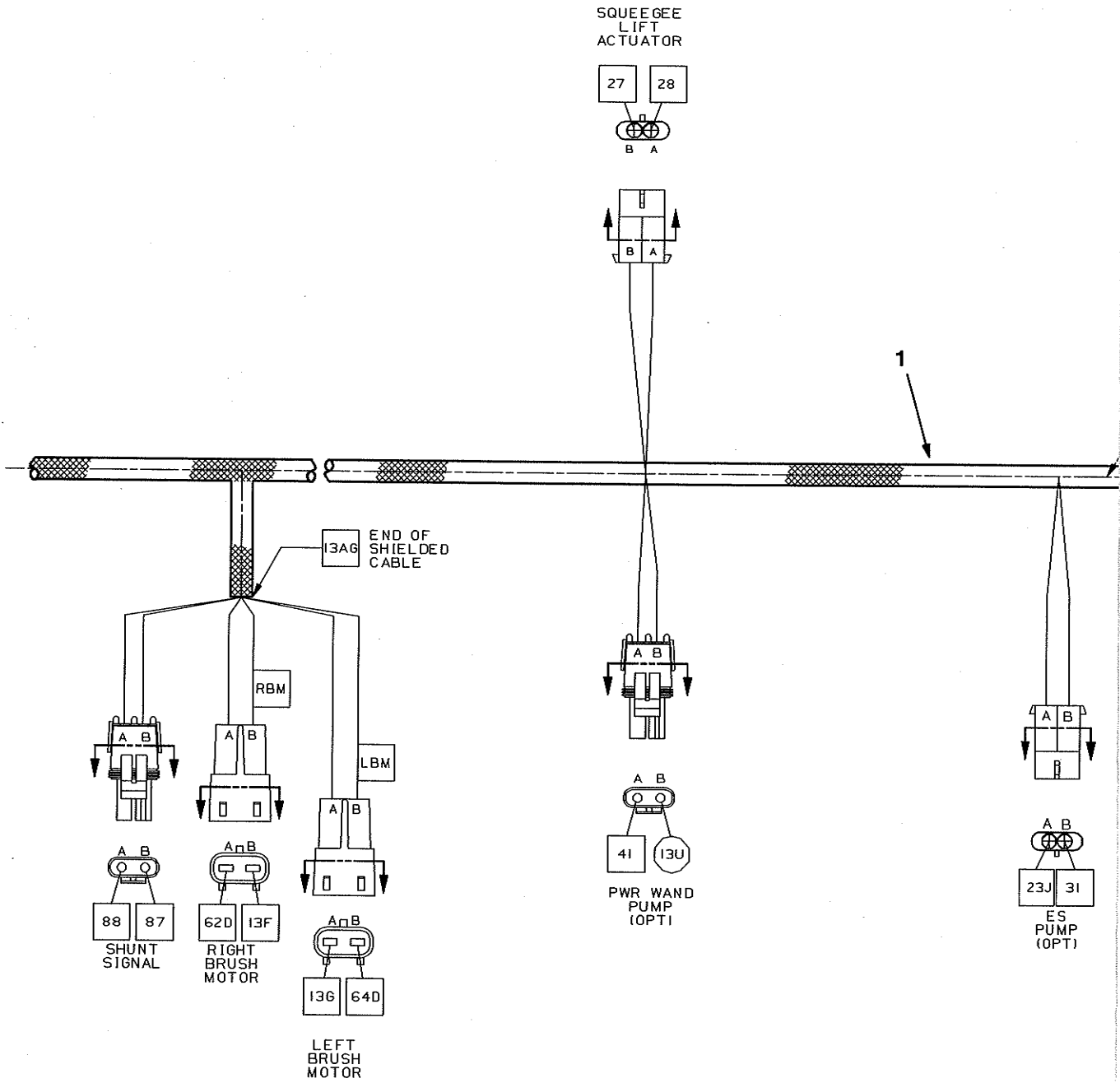


Fig. 26 - Wire



Harness Group

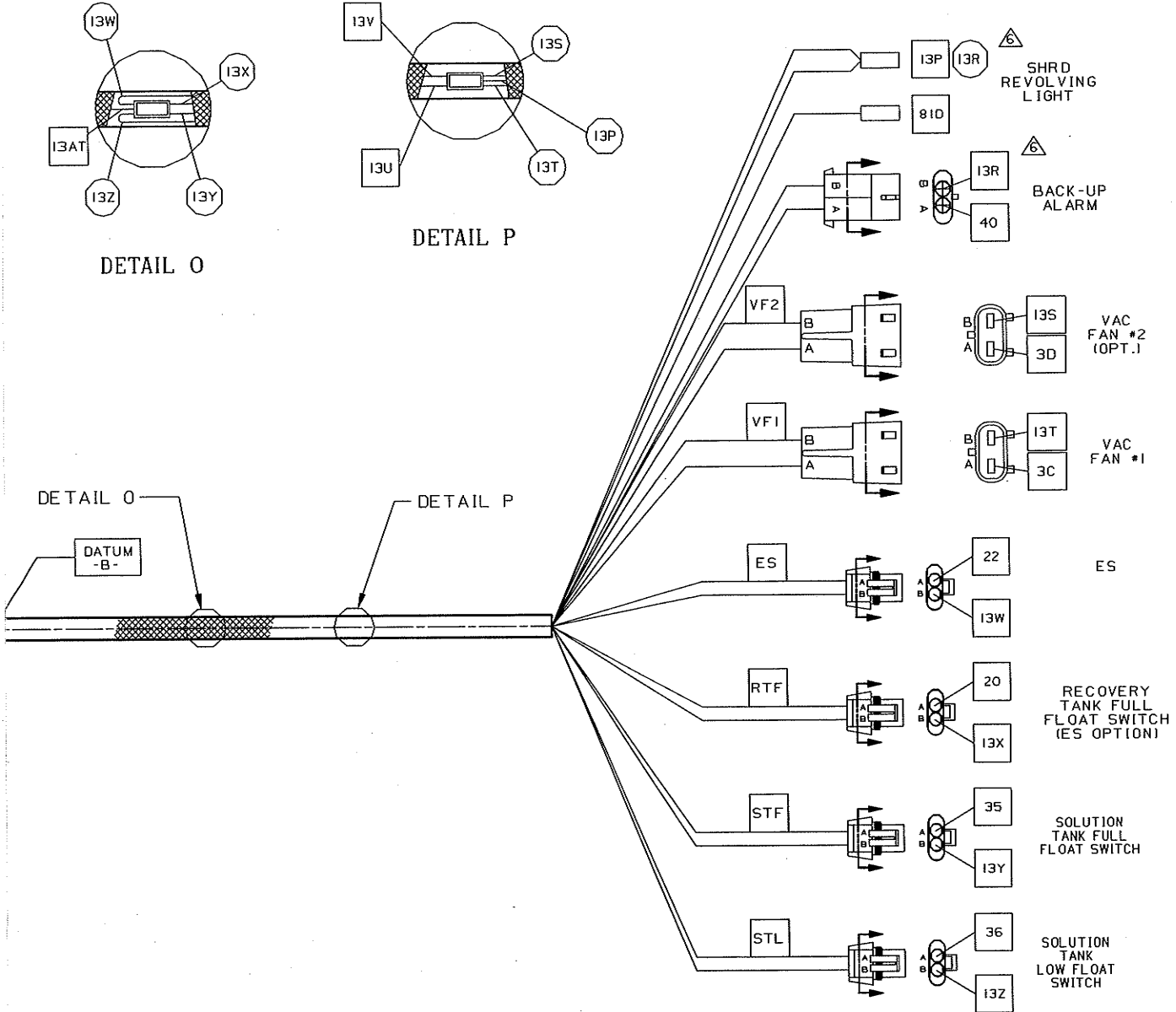
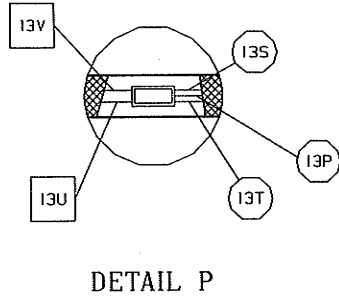
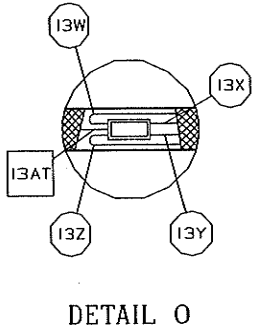
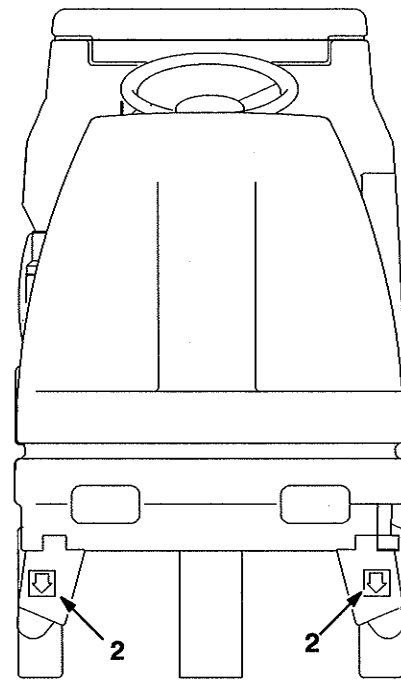
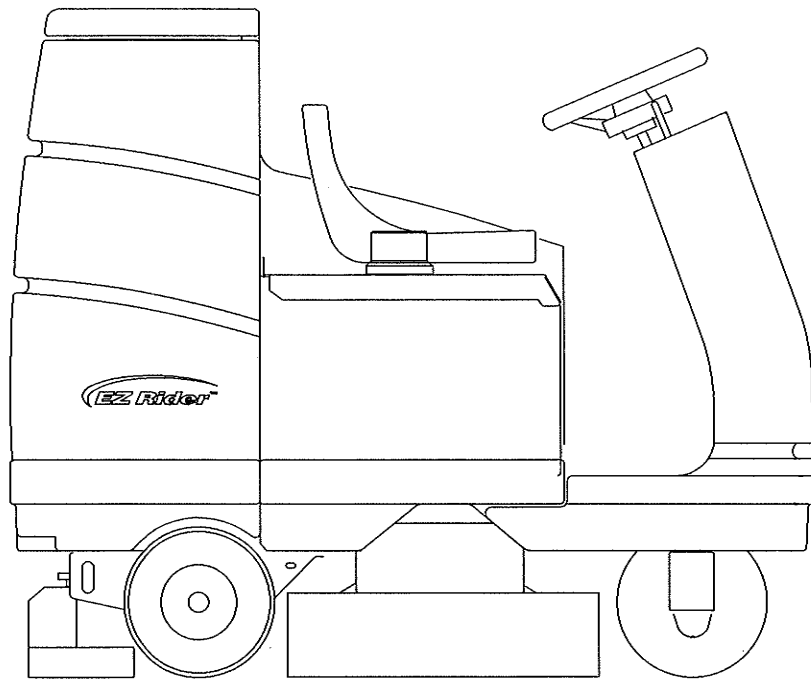
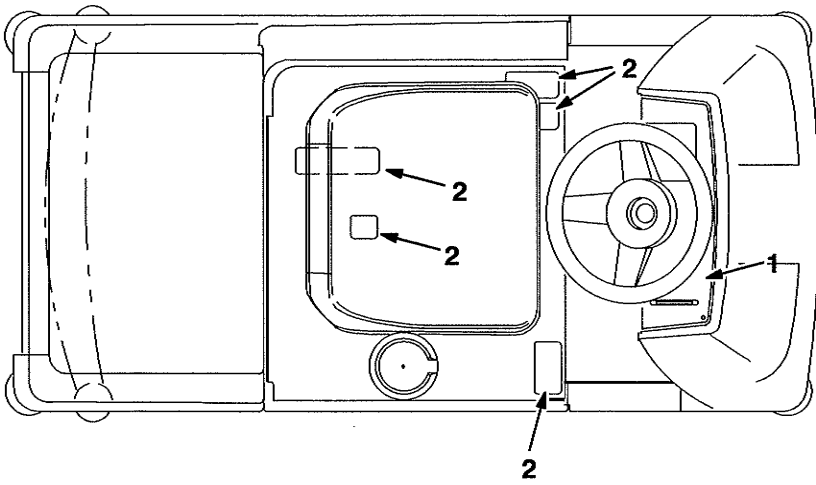


Fig. 26 - Wire Harness Group

Ref.	Tennant Part No.	Machine Serial Number	Description	Qty.
1	390603	(000000-	) Harness, Main	1
2	222290	(000000-	) Diode, Ele, Plug	8

**Fig. 27 - Label Group**



353508

Ref.	Tennant Part No.	Machine Serial Number	Description	Qty.
1	391359	(000000- )	Label Set, Opertnl	1
2	391297	(000000- )	Label Set, Info/hzrd	1

# SECTION 3

## CONTENTS

## PAGE

Fig. 1 - Quick Mop™ Kit .....	3-2
Fig. 2 - Heavy Duty Disk Scrub Head Drive Motor Group, 700 mm (28 in) .....	3-4
Fig. 3 - Heavy Duty Disk Scrub Head Squeegee Group, 700 mm (28 in) .....	3-6
Fig. 4 - Cylindrical Scrub Head Drive Motor Group, 700 mm (28 in) .....	3-8
Fig. 5 - Cylindrical Scrub Head Frame Group, 700 mm (28 in) .....	3-10
Fig. 6 - Cylindrical Scrub Head Squeegee Group, 700 mm (28 in) .....	3-12
Fig. 7 - Backup Alarm Kit .....	3-14
Fig. 8 - Battery Kit, Wet, 244AH .....	3-16
Fig. 9 - Battery Kit, Dry, 244AH, International Only .....	3-17
Fig. 10 - Battery Charger Group .....	3-18
Fig. 11 - Solid Non-Marking Tire Assembly, Rear .....	3-19
Fig. 12 - Documentation Group .....	3-20

**Fig. 1 - Quick Mop™ Kit**

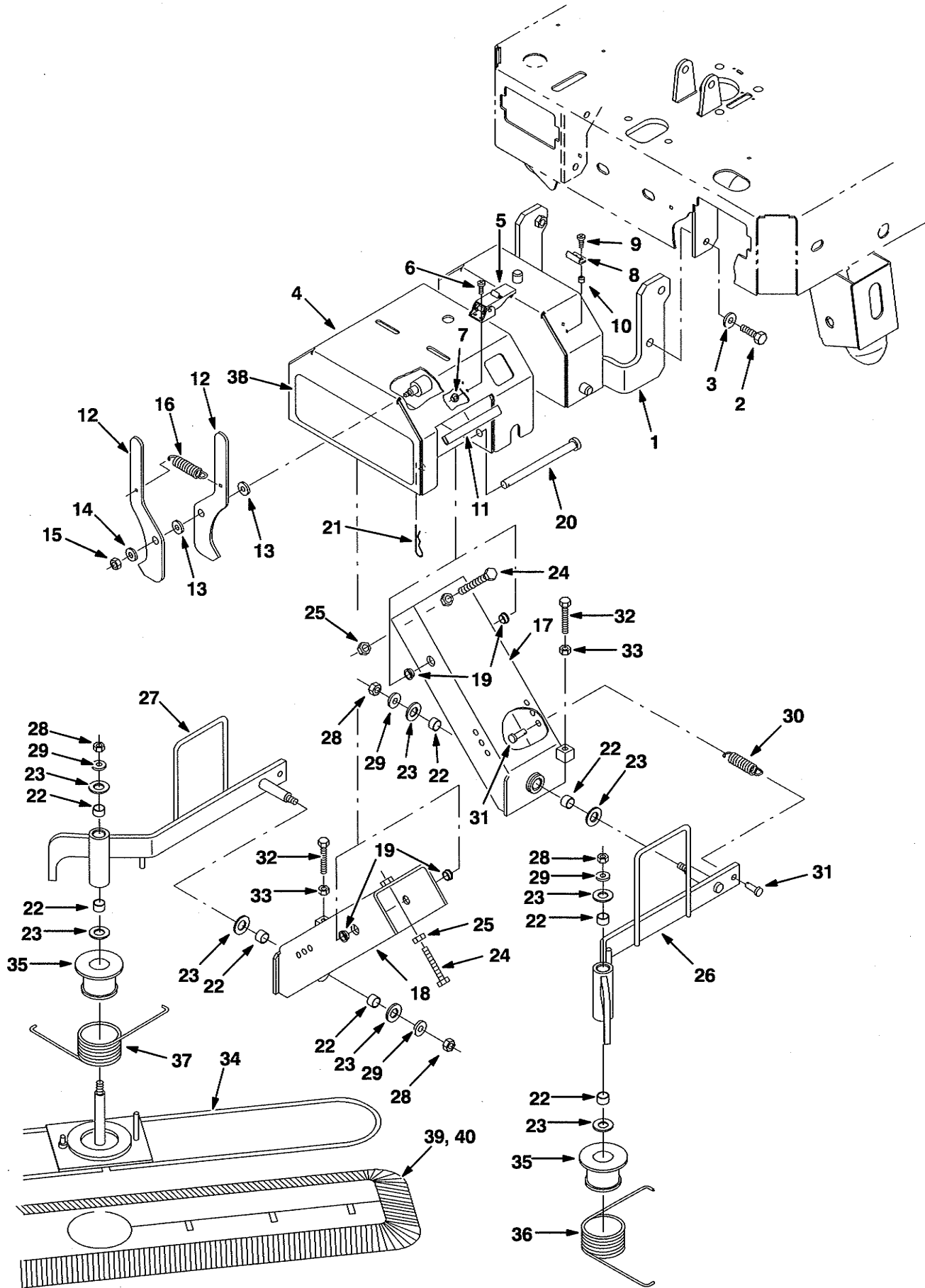
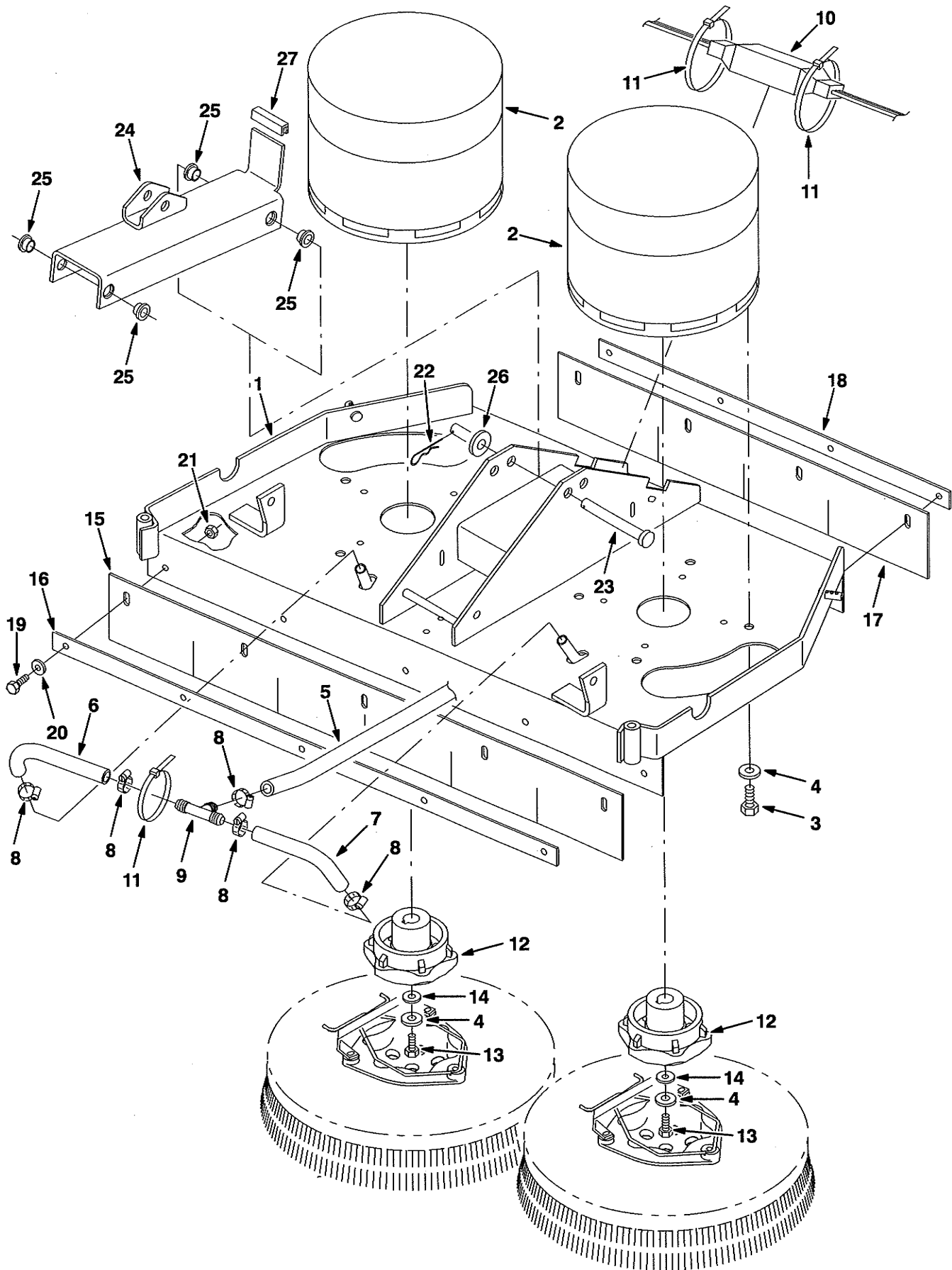


Fig. 1 - Quick Mop™ Kit

Ref.	Nobles Part No.	Machine Serial Number	Description	Qty.
▽	391051	(000000-	) Kit, Ci, V-Mop	1
▲	1 391257	(000000-	) Bumper Wldt, V-Mop	1
▲	2 77347	(000000-	) Screw, Hex, M10 X 1.5 X 35, Ss	4
▲	3 01686	(000000-	) Washer, Flt, .38 Ss	4
▲	4 384287	(000000-	) Housing Wldt, Quick-Mop	1
▲	5 384418	(000000-	) Latch, Door	2
▲	6 49697	(000000-	) Screw, Pan, M04 X 0.7 X 10, Ss	4
▲	7 02850	(000000-	) Nut, Hex, Lock, M04 X 0.7, NI	4
▲	8 384419	(000000-	) Bracket, Keeper	2
▲	9 12323	(000000-	) Screw, Pan, M04 X 0.7 X 20, Ss	4
▲	10 65441	(000000-	) Spacer	4
▲	11 391287	(000000-	) Molding, Trim, Pvc, .08-.11 04.75l	2
▲	12 81542	(000000-	) Plate, Latch	2
▲	13 86860	(000000-	) Bearing, Thrust	2
▲	14 32491	(000000-	) Washer, Flt, .31 Std	1
▲	15 08709	(000000-	) Nut, Hex, Lock, M08 X 1.25,NI	1
▲	16 87816	(000000-	) Spring, Extn, 0.75od X 0.09wir, 2.5l	1
▲	17 81541	(000000-	) Channel Wldt, Lift, Lh	1
▲	18 81540	(000000-	) Channel Wldt, Lift, Rh	1
▲	19 15648	(000000-	) Bushing, Flng, 0.50b 0.59d 0.38l	4
▲	20 51225-1	(000000-	) Pin, Clevis, 0.50 D X 6.00l	2
▲	21 02942	(000000-	) Pin, Hair Cotter, 0.62 D .120 Wir	2
▲	22 07449	(000000-	) Bushing, Sleeve, 0.62b 0.72d 0.50l, Fgl	8
▲	23 64425	(000000-	) Washer, Thrust, 0.61b 1.25d .06, Fgl	8
▲	24 76438	(000000-	) Screw, Hex, M10 X 1.5 X 90, FI	2
▲	25 39312	(000000-	) Nut, Hex, Std, M10 X 1.5	2
▲	26 81539	(000000-	) Arm Wldt, Lift, Mop, Lh	1
▲	27 81538	(000000-	) Arm Wldt, Lift, Mop, Rh	1
▲	28 41430	(000000-	) Nut, Hex, Lock, M10 X 1.5, NI	4
▲	29 32492	(000000-	) Washer, Flt, .38 Std	4
▲	30 15047	(000000-	) Spring, Extn, 0.62od X 0.08wir, 3.0l	2
▲	31 39019	(000000-	) Pin, Clevis, 0.37 D X 0.75l	4
▲	32 363976	(000000-	) Screw, Hex, M08 X 1.25 X 60, FI	2
▲	33 39311	(000000-	) Nut, Hex, Std, M08 X 1.25	2
▲	34 81537	(000000-	) Frame Wldt, Mop, V	2
▲	35 83332	(000000-	) Spacer, Spring	2
▲	36 80317	(000000-	) Spring, Tors, 2.36id .18wir 07.5coil	1
▲	37 80318	(000000-	) Spring, Tors, 2.36id .18wir 07.5coil	1
▲	38 384265	(000000-	) Label, [Quick Mop]	1
▲	39 83347	(000000-	) Mop, Dust	2
▲	40 83348	(000000-	) Mop, Dust, Industrial	1

# OPTIONS

Fig. 2 - Heavy Duty Disk Scrub Head Drive Motor Group, 700 mm (28 in)

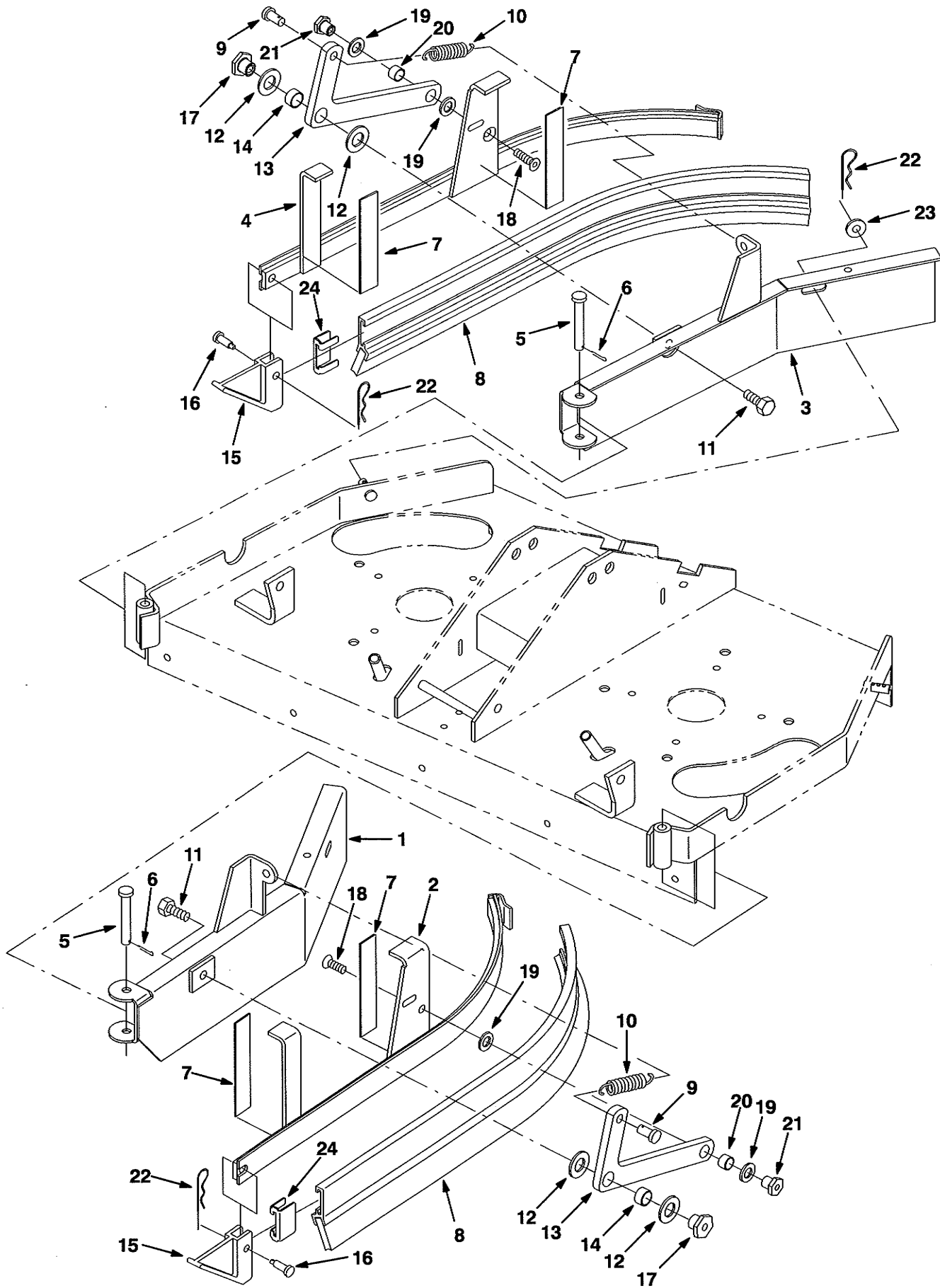


**Fig. 2 - Heavy Duty Disk Scrub Head Drive Motor Group, 700 mm (28 in)**

*NOTE: Disk Scrub Head Kit, Nobles Part Number 391031, includes Fig. 2, and Fig. 3.*

Ref.	Nobles Part No.	Machine Serial Number	Description	Qty.
1	391370	(000000-	) Head Wldt, Scb, Disk, 28 Inch	1
2	223358	(000000-	) Motor, Ele, 36vdc, 0.80hp, 0320rpm (See Breakdowns)	2
3	02994	(000000-	) Screw, Hex, .38-16 X 0.75, Ss	8
4	01686	(000000-	) Washer, Flt, .38 Ss	10
5	390933	(000000-	) Hose, Vyl, Brd, 0.50id 0.69od 30.0l	1
6	390928	(000000-	) Hose, Vyl, Brd, 0.50id 0.69od 08.0l	1
7	391361	(000000-	) Hose, Soltn, Rwk	1
8	54333	(000000-	) Clamp, Hose, Wormdrive, 0.31-0.88d	5
9	63245-1	(000000-	) Fitting, Plstc, Tee, Bm08/Bm08/Bm08	1
10	222836	(000000-	) Shunt	1
11	44961	(000000-	) Tie, Cable, Nyl, 14.5l .30w 4.0 Max D	3
12	222506	(000000-	) Hub, Drive, Brush	2
13	02991	(000000-	) Screw, Hex, .31-18 X 0.75, Ss	2
14	41186	(000000-	) Washer, Belleville, .31	2
15	390633	(000000-	) Skirt, Front, Scb, Disk, 28 Inch	1
16	390635	(000000-	) Strip, Retainer, Skirt, Front, 28 Inch	1
17	390634	(000000-	) Skirt, Rear, Scb, Disk, 28 Inch	1
18	390636	(000000-	) Strip, Retainer, Skirt, Rear, 28 Inch	1
19	08716	(000000-	) Screw, Hex, M06 X 1.0 X 20, Ss	9
20	01684	(000000-	) Washer, Flt, .25 Ss	9
21	08712	(000000-	) Nut, Hex, Lock, M06 X 1.0, NI, Ss	9
22	02942	(000000-	) Pin, Hair Cotter, 0.62 D .120 Wir	1
23	222196	(000000-	) Pin, Clevis, 0.50 D X 4.00l	1
24	390741	(000000-	) Channel Wldt, Lift Tool	1
25	15648	(000000-	) Bushing, Flng, 0.50b 0.59d 0.38l	4
26	32486	(000000-	) Washer, Flt, .50 Sae	1
27	223645	(000000-	) Molding, Trim, Rbr, .13 03.0	1

**Fig. 3 - Heavy Duty Disk Scrub Head Squeegee Group, 700 mm (28 in)**

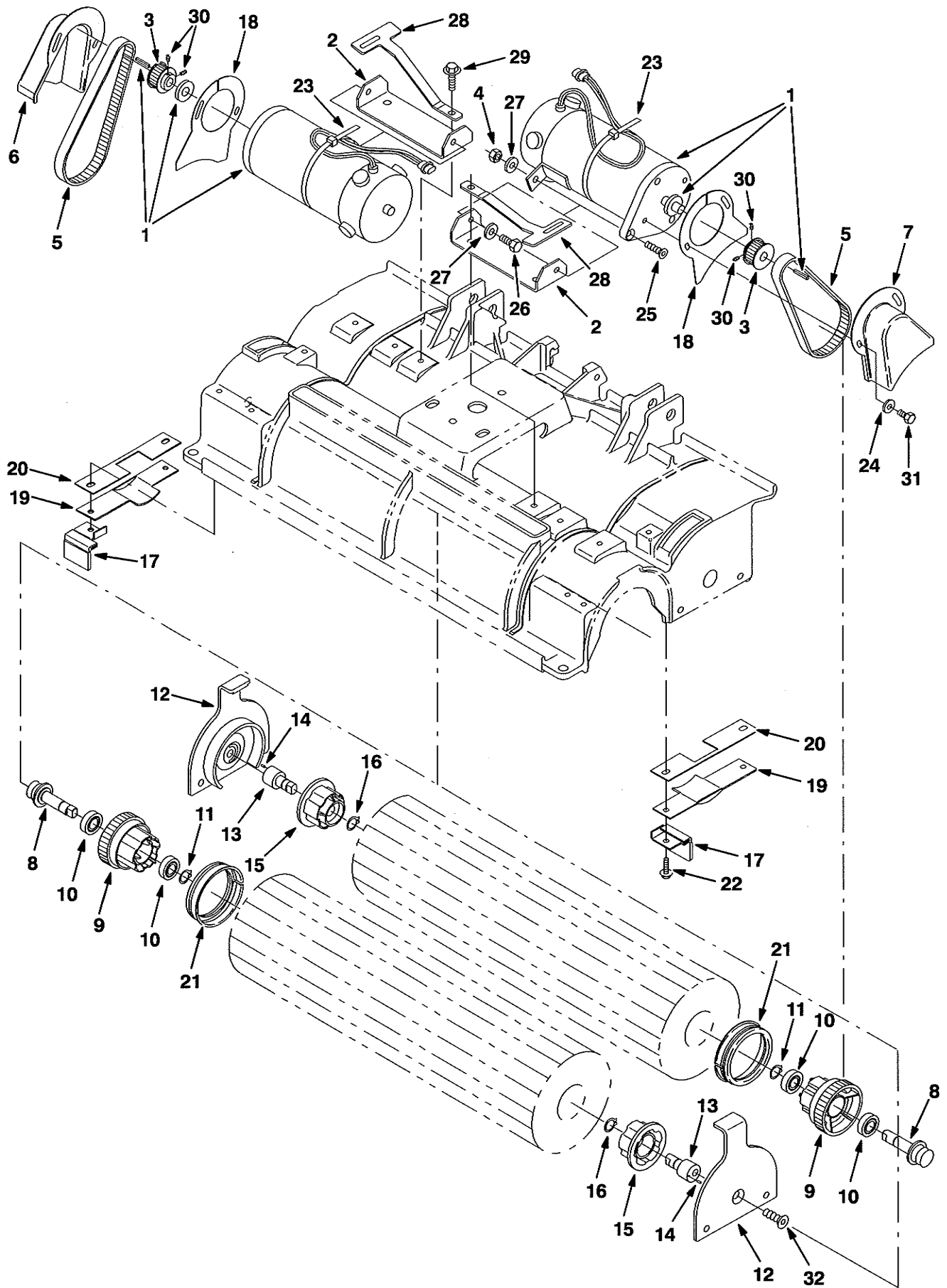


**Fig. 3 - Heavy Duty Disk Scrub Head Squeegee Group, 700 mm (28 in)**

NOTE: Disk Scrub Head Kit, Nobles Part Number 391031, includes Fig. 2, and Fig. 3.

Ref.	Nobles Part No.	Machine Serial Number	Description	Qty.
1	390702	(000000-	) Door Wldt, Mtg, Lh, 28 Inch Disk	1
2	390707	(000000-	) Bladeholder Wldt, Sqge, Disk, Lh	1
3	390710	(000000-	) Door Wldt, Mtg, Rh, 28 Inch Disk	1
4	390720	(000000-	) Bladeholder Wldt, Sqge, Disk, Rh	1
5	391179	(000000-	) Pin, Clevis, 0.37 D X 2.62l	2
6	08182	(000000-	) Pin, Cotter, .125 X 1.00	2
7	390988	(000000-	) Tape, [Protective], .0080th, 1.0w, 5.0l	4
8	86859	(000000-	) Blade Assy, Sqge, Side	2
9	39019	(000000-	) Pin, Clevis, 0.37 D X 0.75l	2
10	15047	(000000-	) Spring, Extn, 0.62od X 0.08wir, 3.0l	2
11	09291	(000000-	) Screw, Hex, M10 X 1.5 X 20, Ss	2
12	64425	(000000-	) Washer, Thrust, 0.61b 1.25d .06, Fgl	4
13	25709	(000000-	) Bellcrank, Lift, Sqge	2
14	71607	(000000-	) Bushing, Sleeve, 0.63b 0.72d 0.38l	2
15	86865	(000000-	) Guide, Side Sqge	2
16	69582	(000000-	) Pin, Clevis, 0.31 D X 1.00l	2
17	391345	(000000-	) Nut, T, M 10 X1.5 0.623od .516lg	2
18	79246	(000000-	) Screw, Flat, M08-1.25x 20, Ss	2
19	86860	(000000-	) Bearing, Thrust	4
20	64173	(000000-	) Bushing, Sleeve, 0.50b 0.59d 0.38l, Stil	2
21	391346	(000000-	) Nut, T, M8x1.25 X0.498od, 0.516lg	2
22	44906	(000000-	) Pin, Hair Cotter, 0.69 D .092 Wir	4
23	32491	(000000-	) Washer, Flt, .31 Std	2
24	86759	(000000-	) Retainer, Sqge	2

**Fig. 4 - Cylindrical Scrub Head Drive Motor Group, 700 mm (28 in)**

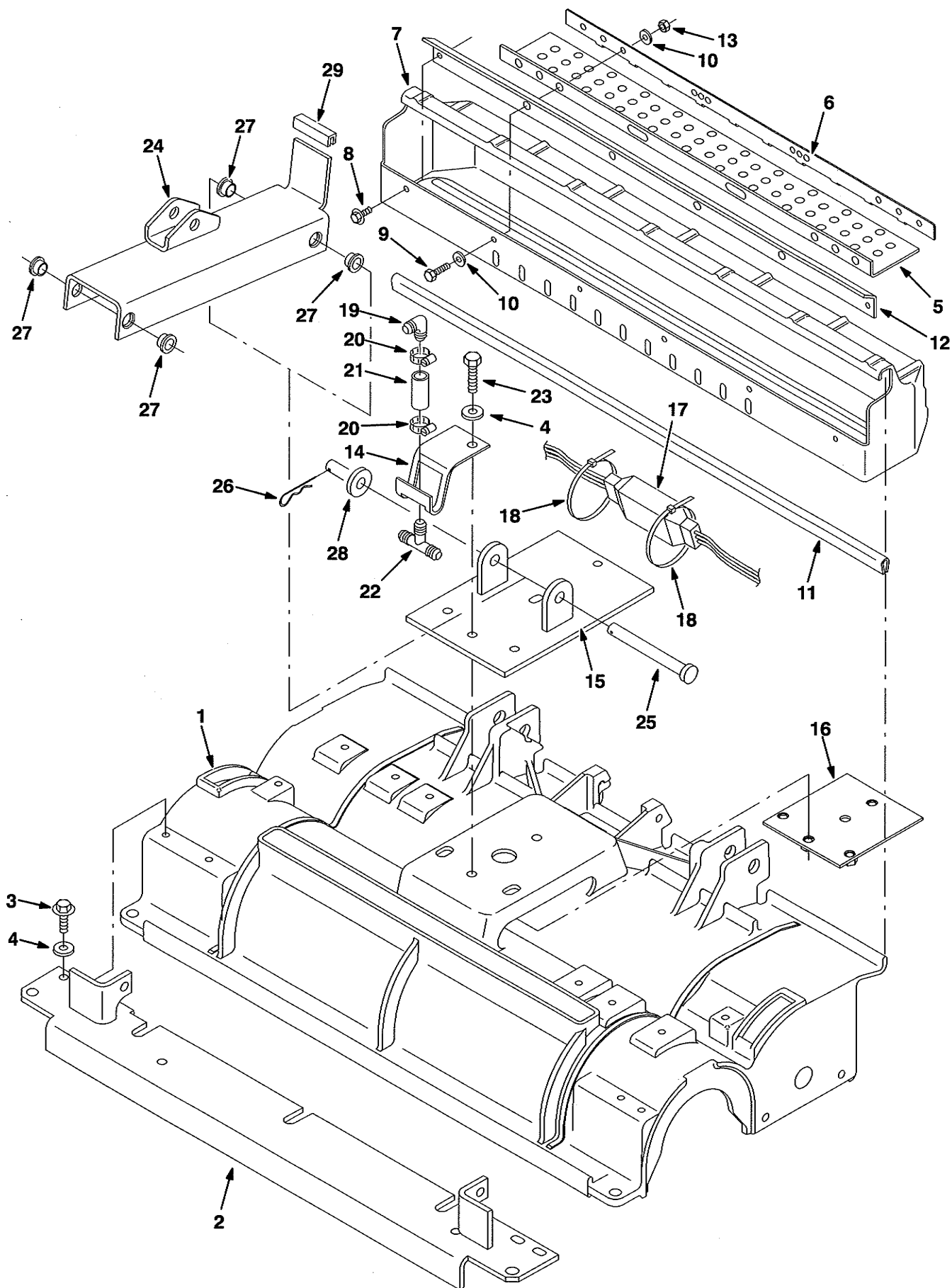


**Fig. 4 - Cylindrical Scrub Head Drive Motor Group, 700 mm (28 in)**

NOTE: Cylindrical Scrub Head Kit, Nobles Part Number 391033, includes Fig. 4, Fig. 5, and Fig. 6.

Ref.	Nobles Part No.	Machine Serial Number	Description	Qty.
1	222753	(000000- xxxxxx )	Motor, Ele, 36vdc, 0.75hp, 1700rpm (See Breakdowns)	2
1	374175	( xxxxxx- )	Motor Assy, Ele, 36Vdc, 0.75Hp (See Breakdowns)	2
2	223564	(000000- )	Bracket, Mtg, Motor	2
3	222202	(000000- )	Sprocket, Timing, Tooth, 0.50 B	2
4	08713	(000000- )	Nut, Hex, Lock, M08 X 1.25,NI, Ss	4
5	222201	(000000- )	Belt, 15mm 05p 500I	2
6	223560	(000000- )	Guard, Belt, Rh	1
7	223561	(000000- )	Guard, Belt, Lh	1
▽	222751	(000000- )	Plug Assy, Drive, Brush	2
▲	8 222176	(000000- )	Shaft, Drive Plug	1
▲	9 222062	(000000- )	Plug, Drive, Brush	1
▲	10 41360	(000000- )	Bearing, Ball, 0.59b 1.26d 0.35w	2
▲	11 01516	(000000- )	Ring, Retaining, Ext, 0.59d, Basic	1
12	369460	(000000- )	Door, Brush	2
▽	222752	(000000- )	Plug Assy, Idler, Brush	2
▲	13 222177	(000000- )	Shaft, Idler Plug	1
▲	14 222184	(000000- )	Pin, Roll, .090 D 0.25I, .094/.097	1
▲	15 379202	(000000- )	Plug, Idler, Brush	1
▲	16 01516	(000000- )	Ring, Retaining, Ext, 0.59d, Basic	1
17	223568	(000000- )	Deflector, Water	2
18	223563	(000000- )	Guard, Belt, Drive, Scrbr Head, Lh	2
19	223566	(000000- )	Bracket, Shield	2
20	223569	(000000- )	Gasket, Shield	2
21	222820	(000000- )	Seal, Ring	2
22	361339	(000000- )	Screw, Hex, M06 X 1.0 X 16, Fmg	4
23	44961	(000000- )	Tie, Cable, Nyl, 14.5I .30w 4.0 Max D	2
24	01684	(000000- )	Washer, Flt, .25 Ss	4
25	79506	(000000- )	Screw, Flat, M08-1.25x 30, Ss	2
26	09740	(000000- )	Screw, Hex, M08 X 1.25 X 20, Ss	2
27	01685	(000000- )	Washer, Flt, .31 Ss	4
28	222209	(000000- )	Spring, Flt, Door, Scrbr Head	2
29	76099	(000000- )	Screw, Hex, M08 X 1.25 X 25, Fmg	4
30	222818	(000000- )	Screw, Set, #08-32 X 0.25, NI	4
31	15678	(000000- )	Screw, Hex, M06 X 1.0 X 16, Ss	4
32	390996	(000000- )	Screw, Flat, M10 X 1.5 X 20, Ss, NI	2

Fig. 5 - Cylindrical Scrub Head Frame Group, 700 mm (28 in)

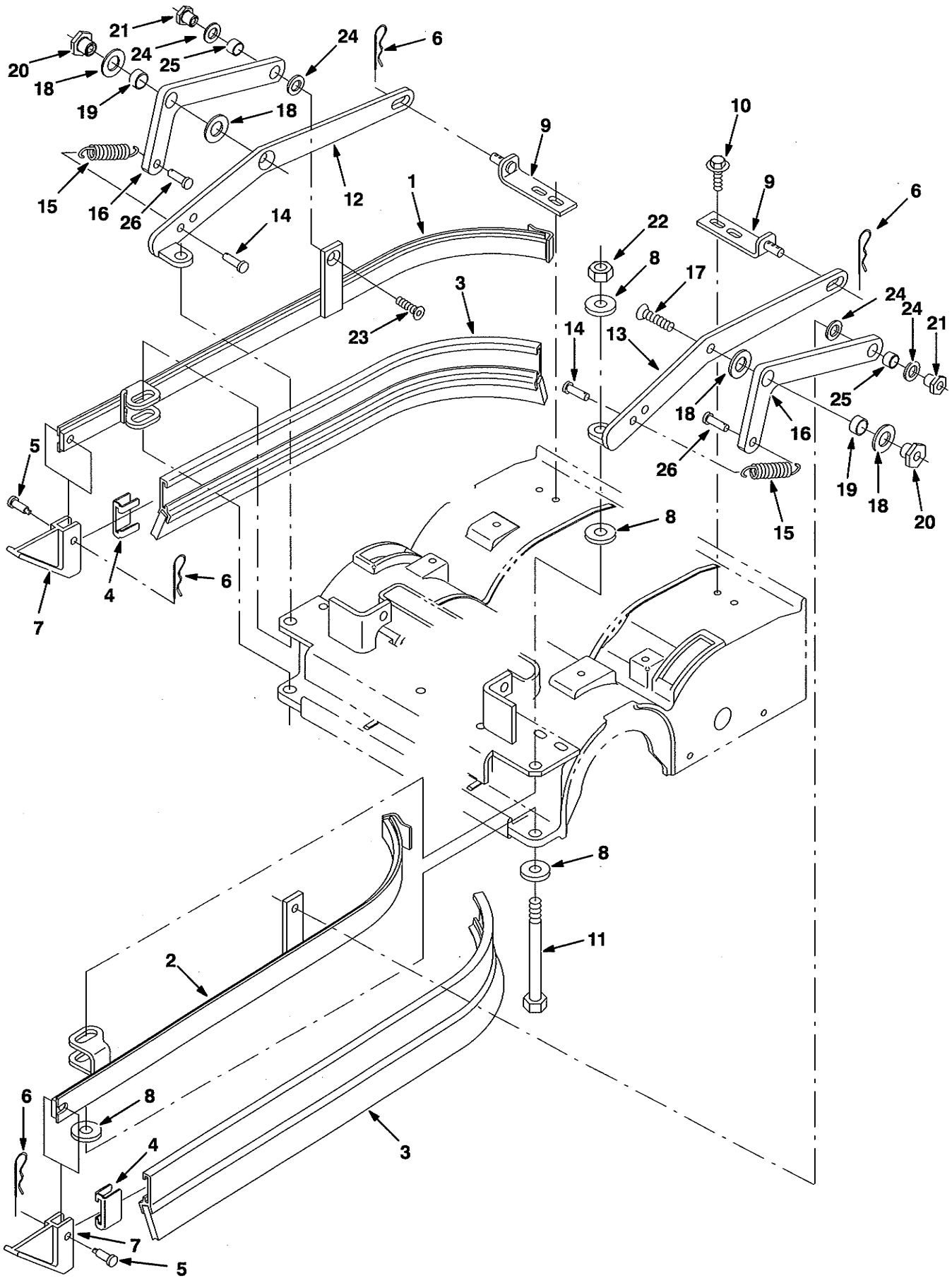


**Fig. 5 - Cylindrical Scrub Head Frame Group, 700 mm (28 in)**

NOTE: Cylindrical Scrub Head Kit, Nobles Part Number 391033, includes Fig. 4, Fig. 5, and Fig. 6.

Ref.	Nobles Part No.	Machine Serial Number	Description	Qty.
1	223571	(000000-	) Housing, Cyl, Mach 28	1
2	390641	(000000-	) Angle Wldt, Tool, Lift, Cyl, 28 Inch	1
3	76099	(000000-	) Screw, Hex, M08 X 1.25 X 25, Fmg	4
4	01685	(000000-	) Washer, Flt, .31 Ss	3
▽	222824	(000000-	) Kit, Tray, Debris, 28 In	1
▲	5 222669	(000000-	) Skirt	1
▲	6 222670	(000000-	) Strip, Debris Tray	1
▲	7 222167	(000000-	) Tray	1
▲	8 74455	(000000-	) Screw, Hex, M06 X 1.0 X 12, Fmg	2
▲	9 09007	(000000-	) Screw, Hex, M06 X 1.0 X 25, Ss	4
▲	10 01684	(000000-	) Washer, Flt, .25 Ss	8
▲	11 374006	(000000-	) Channel, .18 0.50 0.03 29.0l	1
▲	12 222203	(000000-	) Lip, Debris Tray, 28in	1
▲	13 08712	(000000-	) Nut, Hex, Lock, M06 X 1.0, NI, Ss	4
▲	14 222523	(000000-	) Bracket, Guide, Hose	1
15	390643	(000000-	) Plate Wldt, Tool, Lift, Cyl	1
16	223412	(000000-	) Plate, Mounting, Tool Lift, Sc	1
17	222835	(000000-	) Shunt	1
18	49263	(000000-	) Tie, Cable, Nyl, 11.4l .19w 3.0 Max D	2
19	63987-1	(000000-	) Fitting, Plstc, E90, Bm08/Bm08	1
20	54333	(000000-	) Clamp, Hose, Wormdrive, 0.31-0.88d	2
21	71793	(000000-	) Hose, Pvc, Clr, 0.50id 0.69od 01.50l	1
22	63245-1	(000000-	) Fitting, Plstc, Tee, Bm08/Bm08/Bm08	1
23	09011	(000000-	) Screw, Hex, M08 X 1.25 X 30, Ss	4
24	391387	(000000-	) Channel Wldt, Lift Tool, Cyl	1
25	59668	(000000-	) Pin, Clevis, 0.50 D X 4.50l	1
26	21120	(000000-	) Pin, Hair Cotter, 0.43 D .079 Wir	1
27	15648	(000000-	) Bushing, Fmg, 0.50b 0.59d 0.38l	4
28	32486	(000000-	) Washer, Flt, .50 Sae	1
29	223645	(000000-	) Molding, Trim, Rbr, .13 03.0	1

Fig. 6 - Cylindrical Scrub Head Squeegee Group, 700 mm (28 in)



**Fig. 6 - Cylindrical Scrub Head Squeegee Group, 700 mm (28 in)**

*NOTE: Cylindrical Scrub Head Kit, Nobles Part Number 391033, includes Fig. 4, Fig. 5, and Fig. 6.*

Ref.	Nobles Part No.	Machine Serial Number	Description	Qty.
1	391327	(000000-	) Frame Wldt, Sqge, Side, Rh	1
2	391328	(000000-	) Frame Wldt, Sqge, Side, Lh	1
3	391334	(000000-	) Squeegee Assy, Side	2
4	86759	(000000-	) Retainer, Sqge	2
5	69582	(000000-	) Pin, Clevis, 0.31 D X 1.00l	2
6	44906	(000000-	) Pin, Hair Cotter, 0.69 D .092 Wir	4
7	86865	(000000-	) Guide, Side Sqge	2
8	33925	(000000-	) Washer, Flat, M12, 13x24x2.5ss	8
9	391176	(000000-	) Angle Wldt, Stop, Side Sqge, Cyl, Head	2
10	76099	(000000-	) Screw, Hex, M08 X 1.25 X 25, Fmg	4
11	19588	(000000-	) Screw, Hex, .50-13 X 5.00, 5	2
12	391173	(000000-	) Arm Wldt, Mtg, Sqge Link, Rh, Cyl	1
13	391178	(000000-	) Arm Wldt, Mtg, Sqge Link, Lh, Cyl	1
14	69582	(000000-	) Pin, Clevis, 0.31 D X 1.00l	2
15	15047	(000000-	) Spring, Extn, 0.62od X 0.08wir, 3.0l	2
16	25709	(000000-	) Bellcrank, Lift, Sqge	2
17	380587	(000000-	) Screw, Flat, M10 X 1.5 X 20, Ss	2
18	64425	(000000-	) Washer, Thrust, 0.61b 1.25d .06, Fgl	4
19	71607	(000000-	) Bushing, Sleeve, 0.63b 0.72d 0.38l	2
20	391345	(000000-	) Nut, T, M 10 X1.5 0.623od .516lg	2
21	391346	(000000-	) Nut, T, M8x1.25 X0.498od, 0.516lg	2
22	02931	(000000-	) Nut, Hex, Lock, .50-13, NI, Ss	2
23	79246	(000000-	) Screw, Flat, M08-1.25x 20, Ss	2
24	86860	(000000-	) Bearing, Thrust	4
25	64173	(000000-	) Bushing, Sleeve, 0.50b 0.59d 0.38l, Stl	2
26	39019	(000000-	) Pin, Clevis, 0.37 D X 0.75l	2

**Fig. 7 - Backup Alarm Kit**

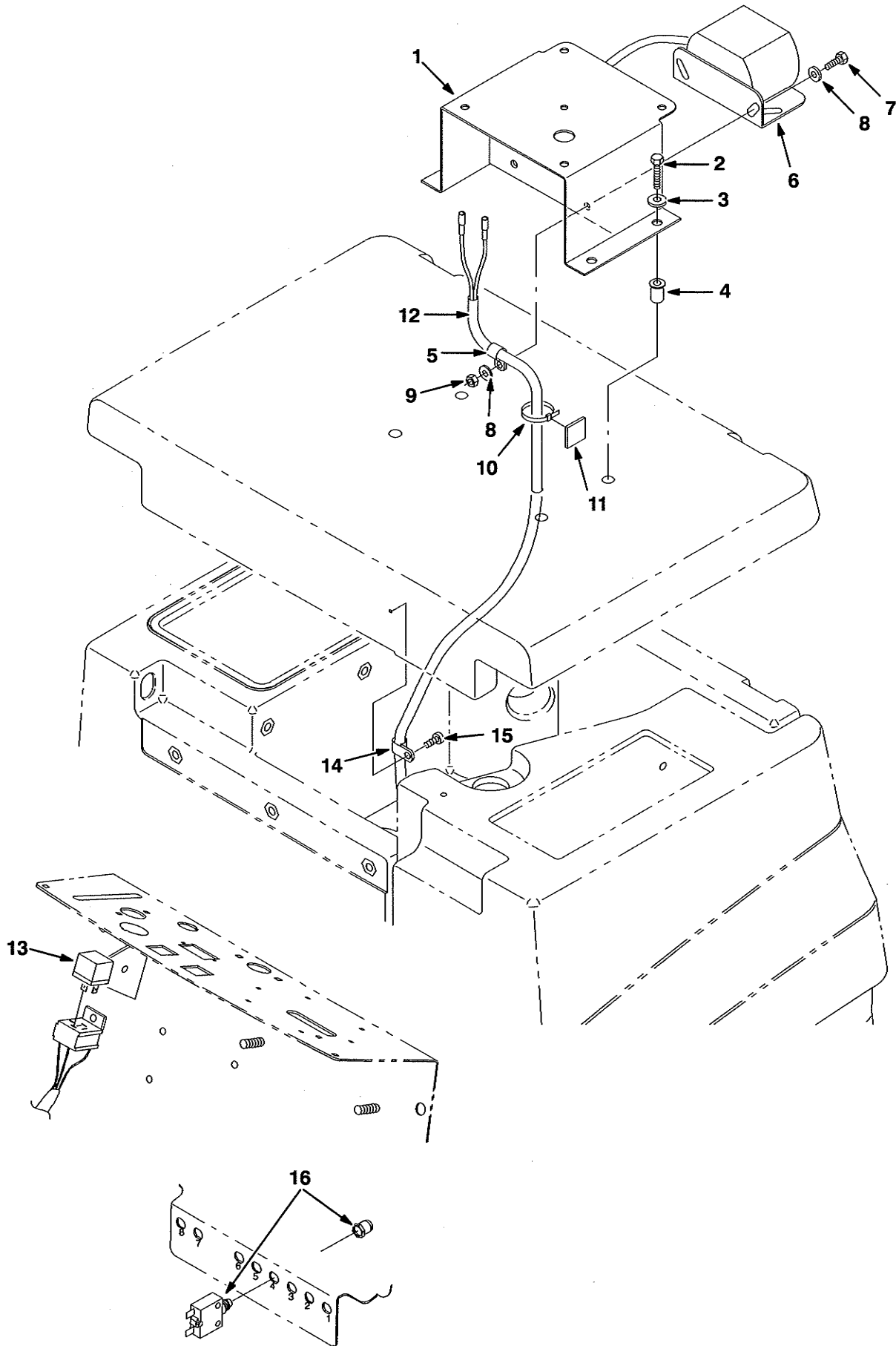
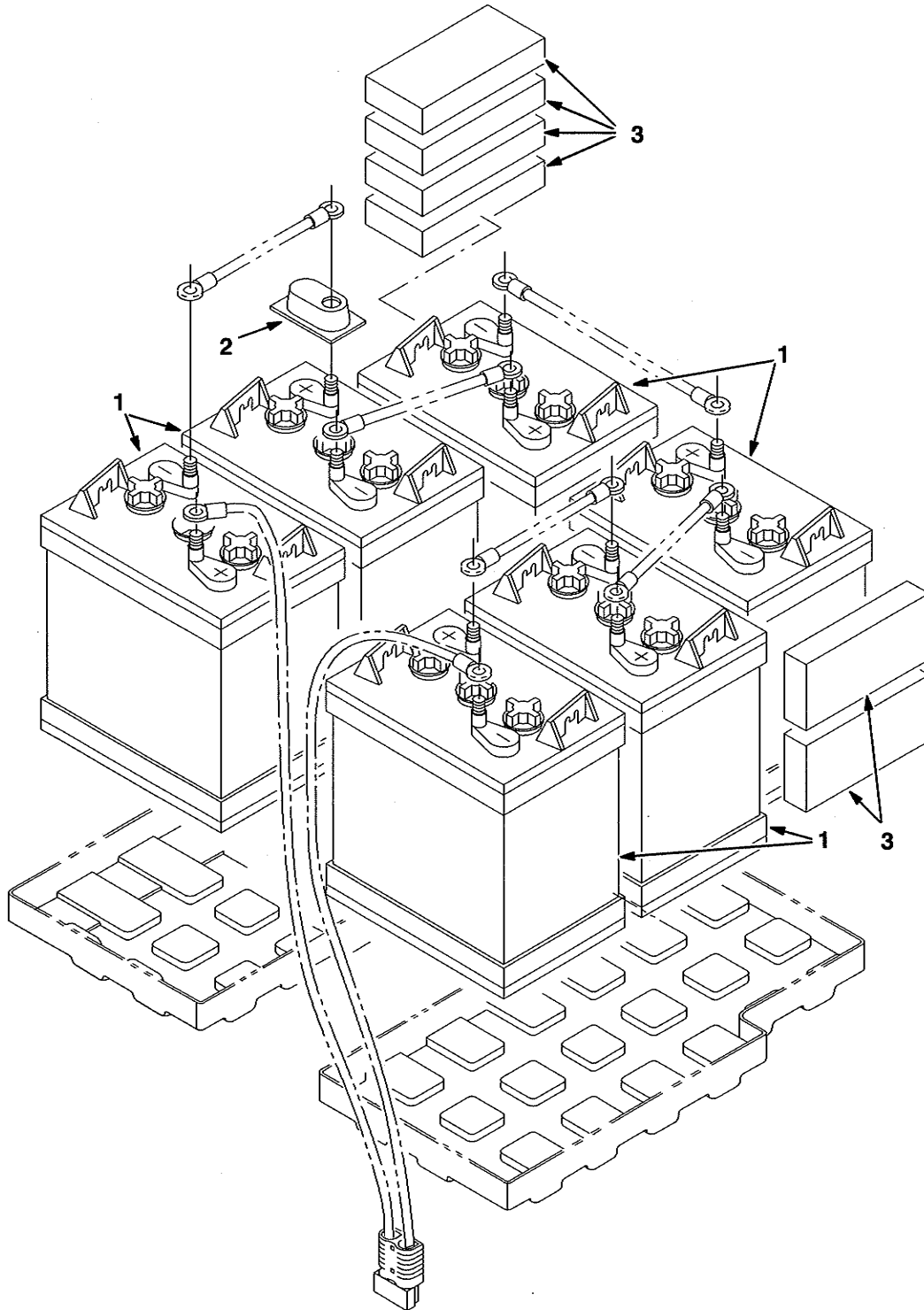


Fig. 7 - Backup Alarm Kit

Ref.	Nobles Part No.	Machine Serial Number	Description	Qty.
▽	391061	(000000-	) Kit, Ci, Alarm, Backup, W/ Bracket	1
▲	1 390910	(000000-	) Bracket Wldt, Light	1
▲	2 16951	(000000-	) Screw, Hex, .25-20 X 1.25, Sems	4
▲	3 32491	(000000-	) Washer, Flt, .31 Std	4
▲	4 397644	(000000-	) Nut, Isolator, .25-20 Wall Thk .187-.343	4
▲	5 26395-1	(000000-	) Clamp, Cable, Stl, 0.56d X 0.38w, 1h	1
▲	6 369349	(000000-	) Alarm Assy, Backup, 12-48vdc 82-102dba	1
▲	7 06943	(000000-	) Screw, Hex, M06 X 1.0 X 20, 8.8	2
▲	8 32483	(000000-	) Washer, Flt, .25 Sae	4
▲	9 08708	(000000-	) Nut, Hex, Lock, M06 X 1.0, NI	2
▲	10 49263	(000000-	) Tie, Cable, Nyl, 11.4l .19w 3.0 Max D	2
▲	11 55248	(000000-	) Mount, Cable Tie	1
▲	12 390778	(000000-	) Harness, Alarm	1
▲	13 222111	(000000-	) Relay, 36vdc, 20a	1
▲	14 26395-2	(000000-	) Clamp, Cable, Stl, 0.38d X 0.38w, 1h	1
▲	15 360973	(000000-	) Screw, Pan, #12-16 X 0.50, F/ Plstc	1
▲	16 383721	(000000-	) Circuitbreaker, 10.0a	1

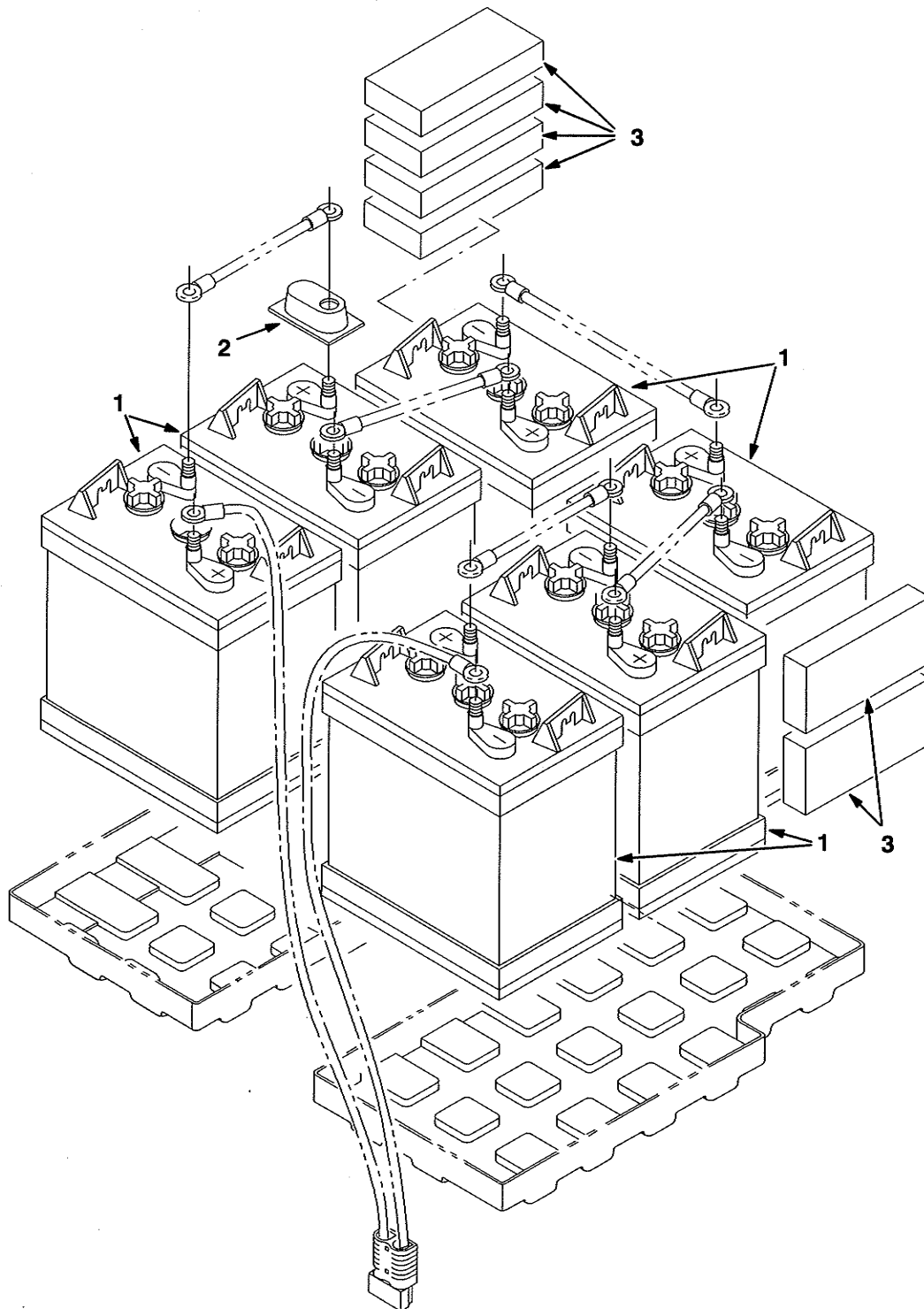
**Fig. 8 - Battery Kit, Wet, 244AH**



353482

Ref.	Nobles Part No.	Machine Serial Number	Description	Qty.
▽	390829	(000000-	) Kit, Ci, Battery, 36vdc, 244ah Wet	1
▲	1 390825	(000000-	) Battery, 06vdc, 244ah, Wet	6
▲	2 45962	(000000-	) Cover, Terminal, Battery, Pye	12
▲	3 391362	(000000-	) Spacer, Foam	6

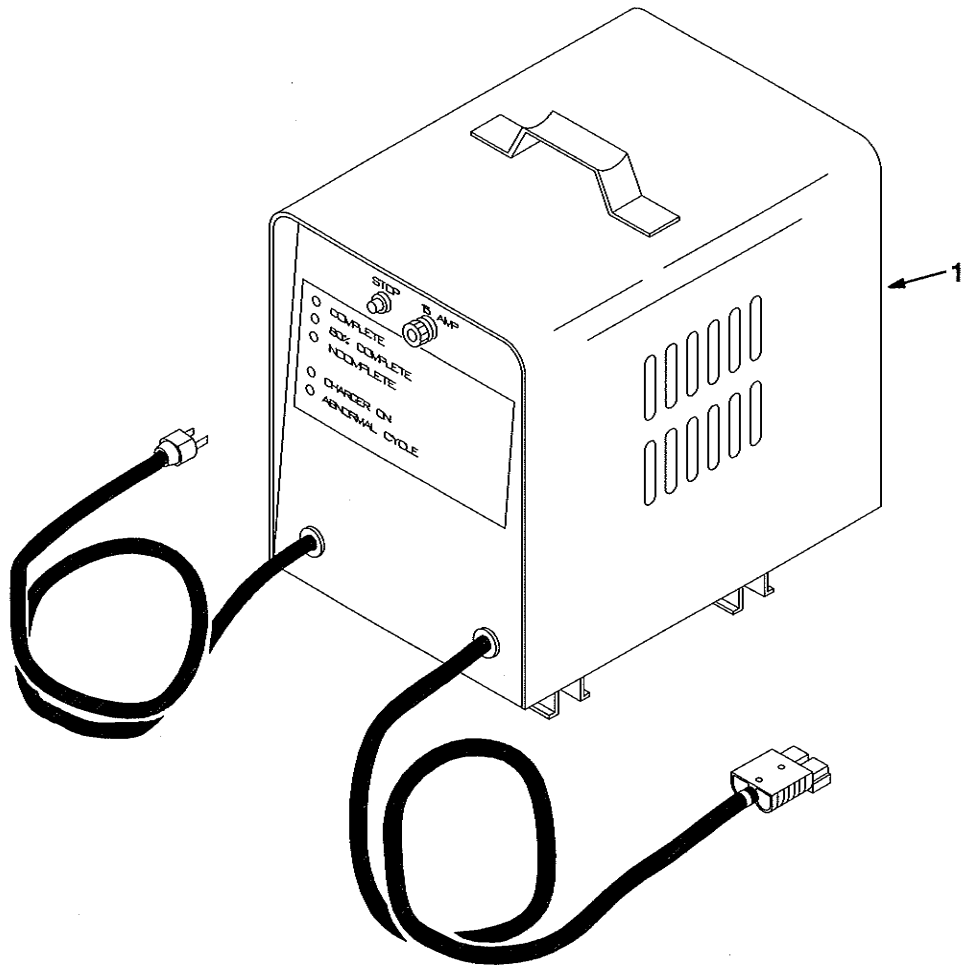
Fig. 9 - Battery Kit, Dry, 244AH, International Only



353482

Ref.	Nobles Part No.	Machine Serial Number	Description	Qty.
▽	390831	(000000-	) Kit, Ci, Battery, 36vdc, 244ah Dry	1
▲	1 390826	(000000-	) Battery, 06vdc, 244ah, Dry	6
▲	2 45962	(000000-	) Cover, Terminal, Battery, Pye	12
▲	3 391362	(000000-	) Spacer, Foam	6

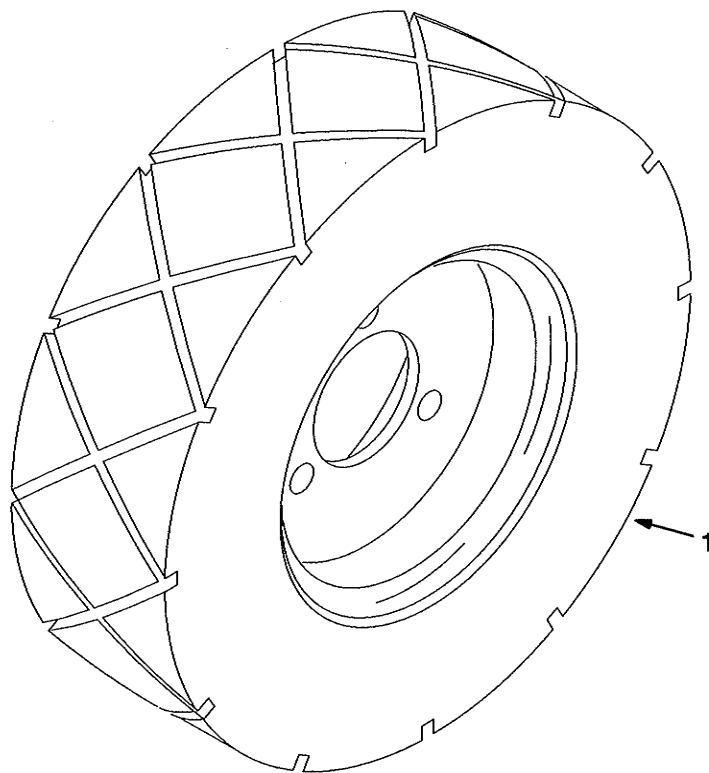
**Fig. 10 - Battery Charger Group**



350771

Ref.	Nobles Part No.	Machine Serial Number	Description	Qty.
1	390841	(000000-	) Kit, Ci, Chrgr, 36vdc 025a 60hz 120vac	1
1	390845	(000000-	) Kit, Ci, Chrgr, 36vdc 025a 50hz 230vac	1

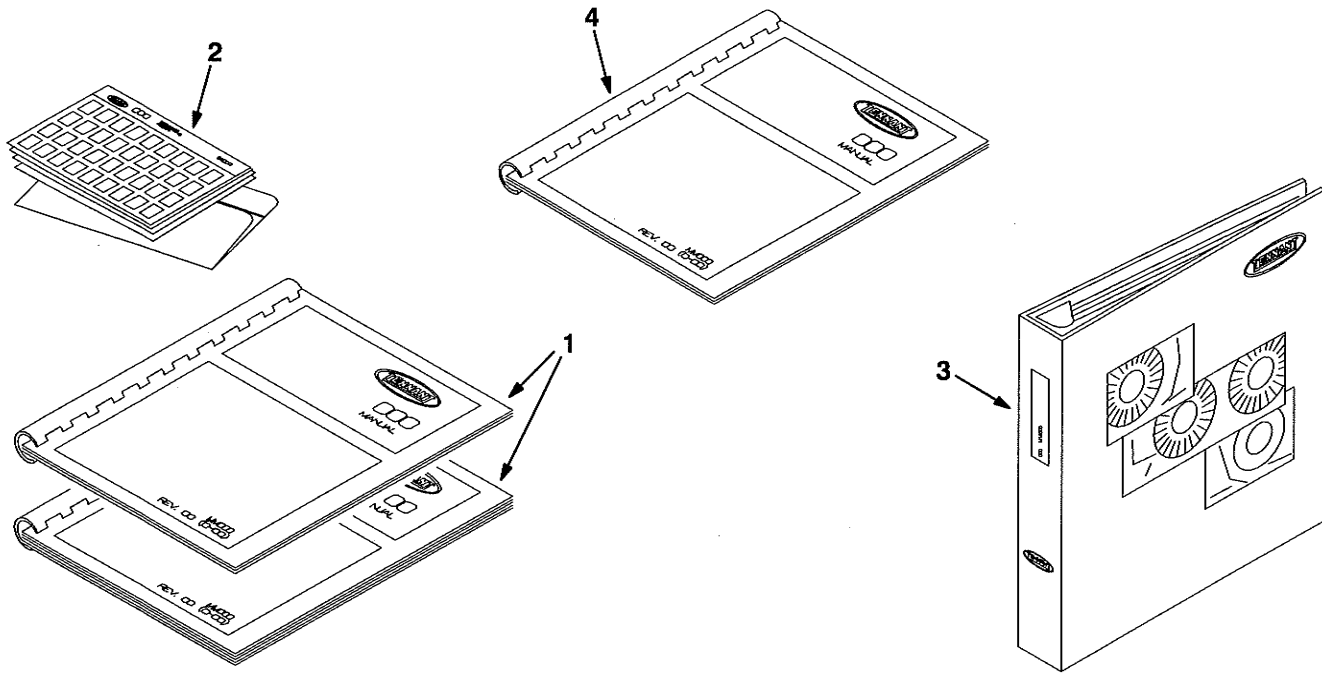
Fig. 11 - Solid Non-Marking Tire Assembly, Rear



352896

Ref.	Nobles Part No.	Machine Serial Number	Description	Qty.
1	369394	(000000-	) Tire, Solid Rear Non Mark 12X3	2

**Fig. 12 - Documentation Group**



07501

Ref.	Nobles Part No.	Machine Serial Number	Description	Qty.
1	330720	(000000-	) Manual Pkg, [Ez Rider Ele Na]	1
2	330721	(000000-	) Manual, Fiche, [Ez Rider Ele]	1
3	330725	(000000-	) Manual, Service, [Ez Rider Ele Na]	1
4	330722	(000000-	) Manual, Oprtr, [Ez Rider Ele Es Na]	1
4	330723	(000000-	) Manual, Oprtr, [Ez Rider Ele Fr Na]	1

# **SECTION 4**

## **CONTENTS**

## **PAGE**

Fig. 1 - Electric Motor Breakdown, 391296 .....	4-2
Fig. 2 - Electric Motor Breakdown, 223358 .....	4-4
Fig. 3 - Electric Motor Breakdown, 222753 .....	4-5
Fig. 4 - Electric Motor Breakdown, 374175 .....	4-6
Fig. 5 - Front Wheel Gearbox Breakdown, 390851 .....	4-7

Fig. 1 - Electric Motor Breakdown, 391296

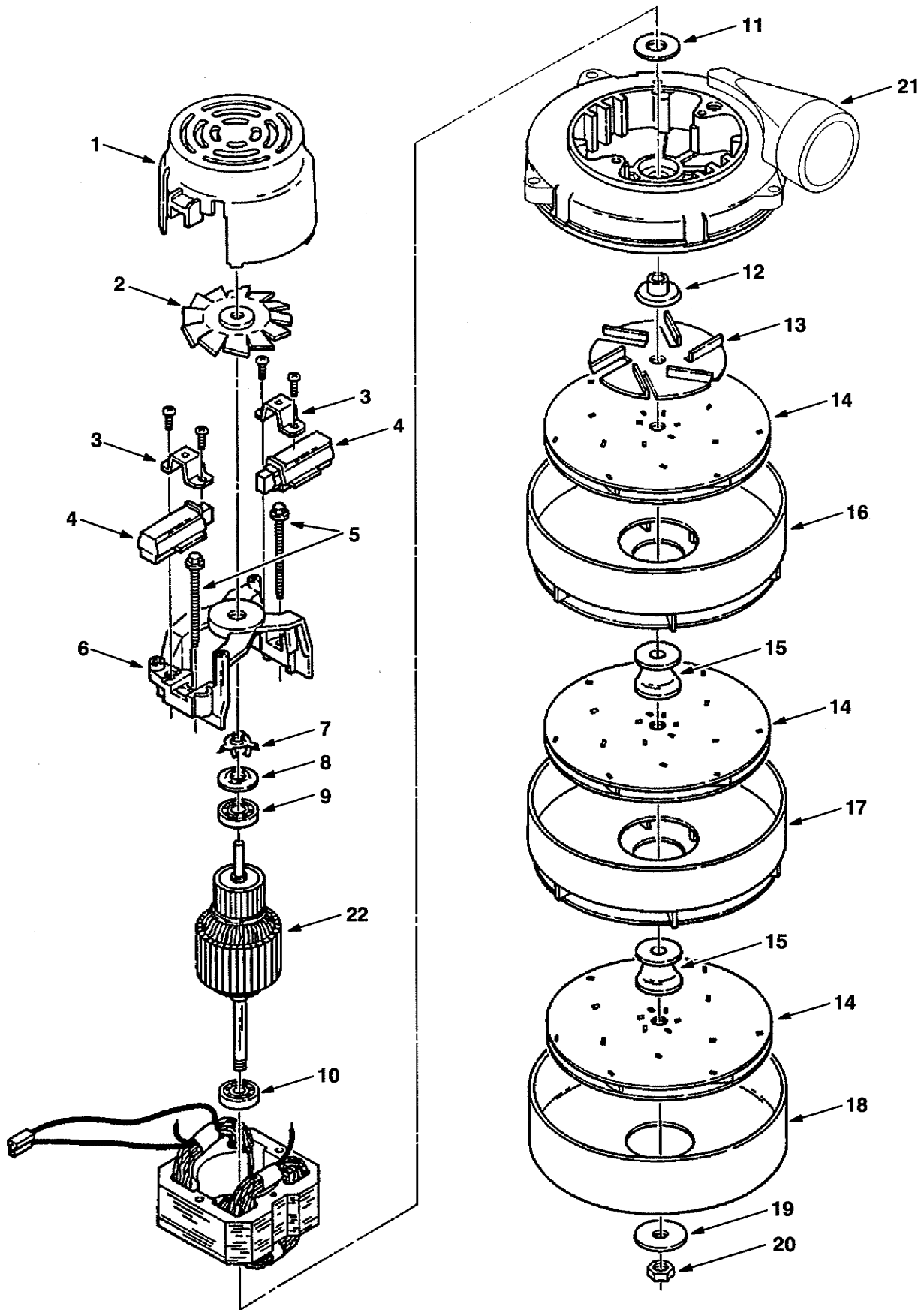
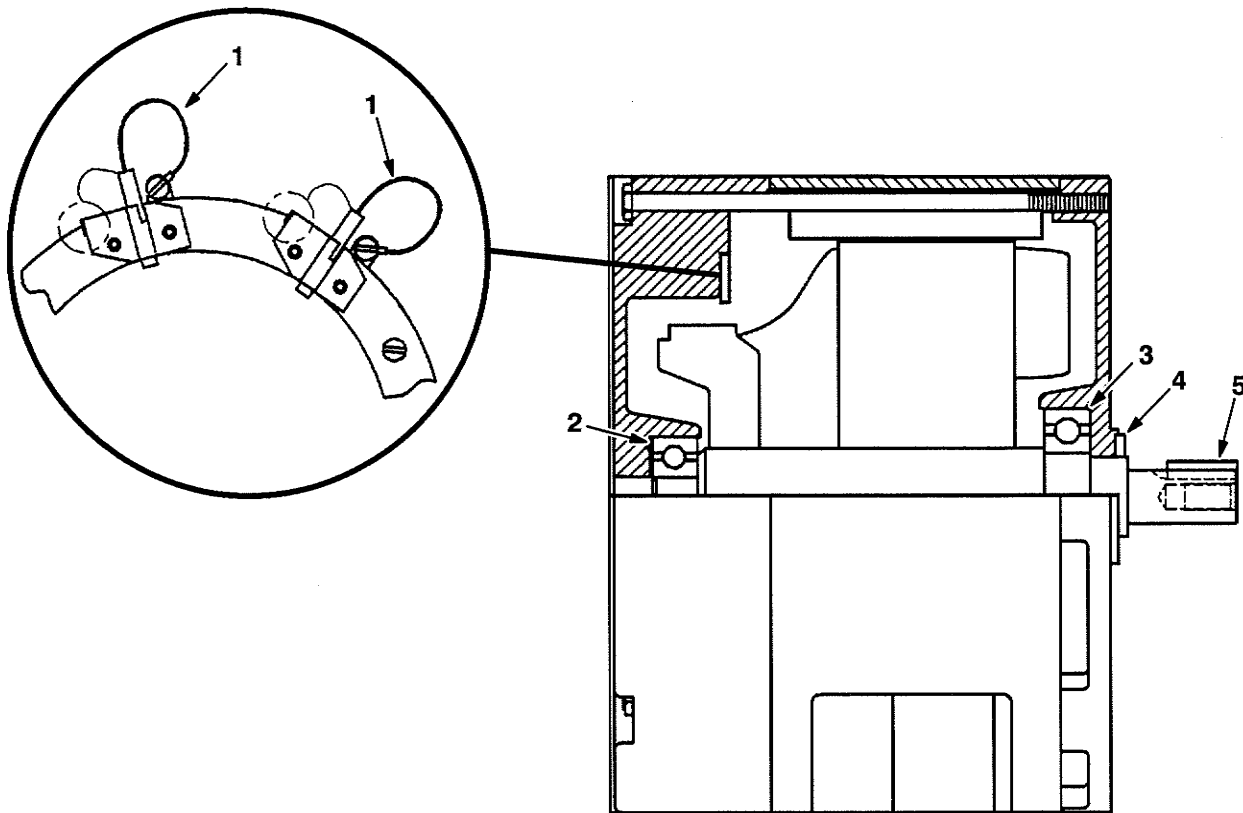


Fig. 1 - Electric Motor Breakdown, 391296

Ref.	Nobles Part No.	Manufacturer Serial Number	Description	Qty.
▽	130413	(000000-	) Fan, Vacuum	1
▲	1 37926	(000000-	) Housing	1
▲	2 61298	(000000-	) Fan	1
▲	3 01982	(000000-	) Clamp	2
▲	4 11756	(000000-	) Brush Mechanism	2
▲	5 01969	(000000-	) Screw	2
▲	6 01983	(000000-	) Comm. Bracket	1
▲	7 01856	(000000-	) Spring	1
▲	8 37909	(000000-	) Disc	1
▲	9 01842	(000000-	) Bearing	1
▲	10 01837	(000000-	) Bearing	1
▲	11 37912	(000000-	) Washer, Neo.	1
▲	12 18627	(000000-	) Spacer	1
▲	13 01971	(000000-	) Fan	1
▲	14 18628	(000000-	) Vacuum Fan	3
▲	15 18630	(000000-	) Spacer	2
▲	16 61300	(000000-	) Stationary Fan	1
▲	17 61297	(000000-	) Stationary Fan	1
▲	18 18631	(000000-	) Shell	1
▲	19 18632	(000000-	) Washer	1
▲	20 37929	(000000-	) Nut	1
▲	21 60386	(000000-	) Bracket, Fan End	1
▲	22 21765	(000000-	) Armature	1
▲	391343	(000000-	) Seal, Fan	1
▲	10925	(000000-	) Connector, 2 Conductor	1
▲	10926	(000000-	) Terminal, Female	2
▲	391350	(000000-	) Screen, Fan Inlet	1

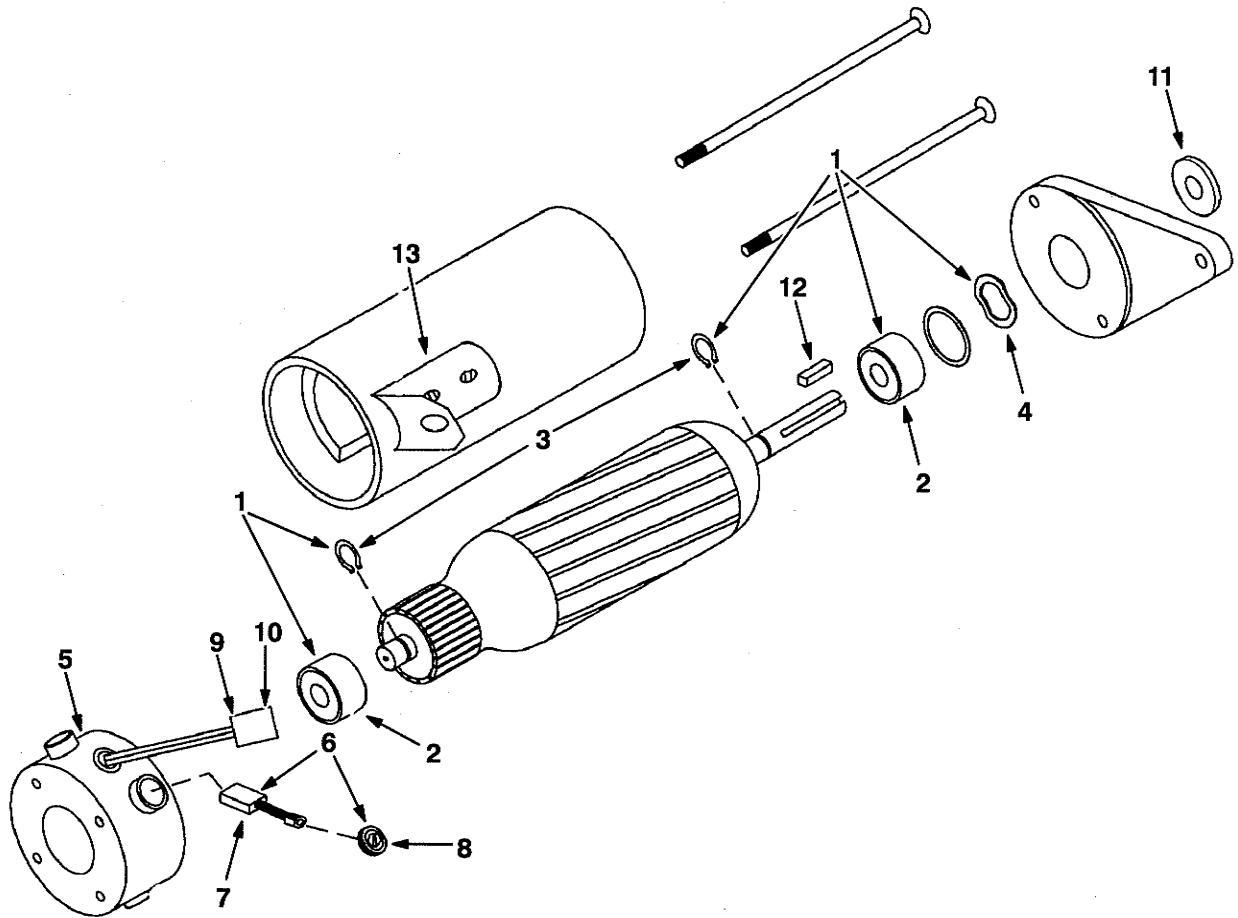
**Fig. 2 - Electric Motor Breakdown, 223358**



350783

Ref.	Nobles Part No.	Manufacturer Serial Number	Description	Qty.	
▽	223358	(000000-	) Motor, 36 Vdc, 0.8Hp, 320 Rpm	1	
▲	1	222606	(000000-	) Brush Kit,	1
▲	2	222618	(000000-	) Bearing	1
▲	3	223351	(000000-	) Bearing Be	1
▲	4	223352	(000000-	) Oil Seal	1
▲	5	00928	(000000-	) Key Square 0.25 0.25 01.00 Lg	1
▲		10925	(000000-	) Connector, 2 Conductor	1
▲		24537	(000000-	) Terminal Female Metri-Pack	2

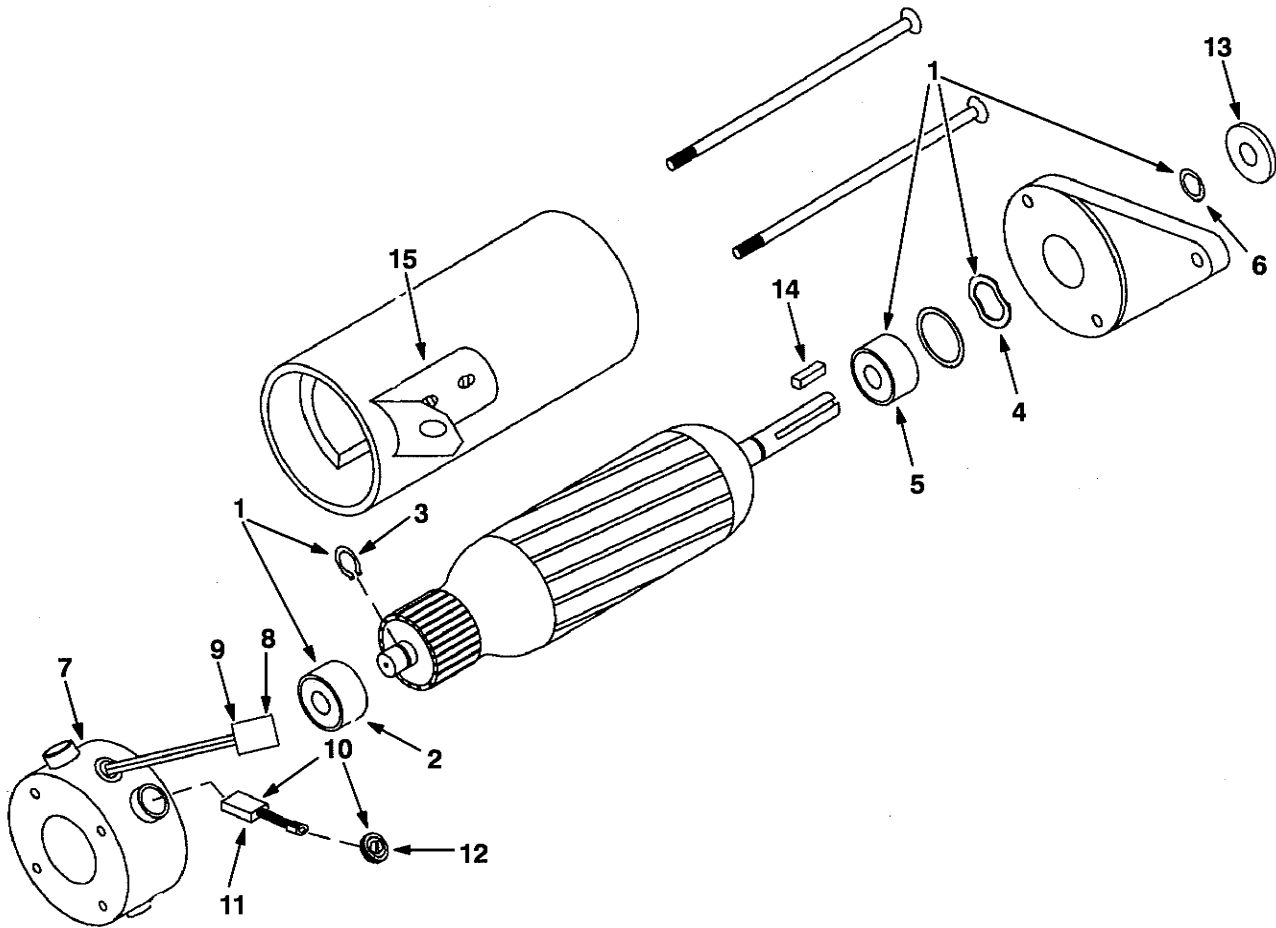
**Fig. 3 - Electric Motor Breakdown, 222753**



10301

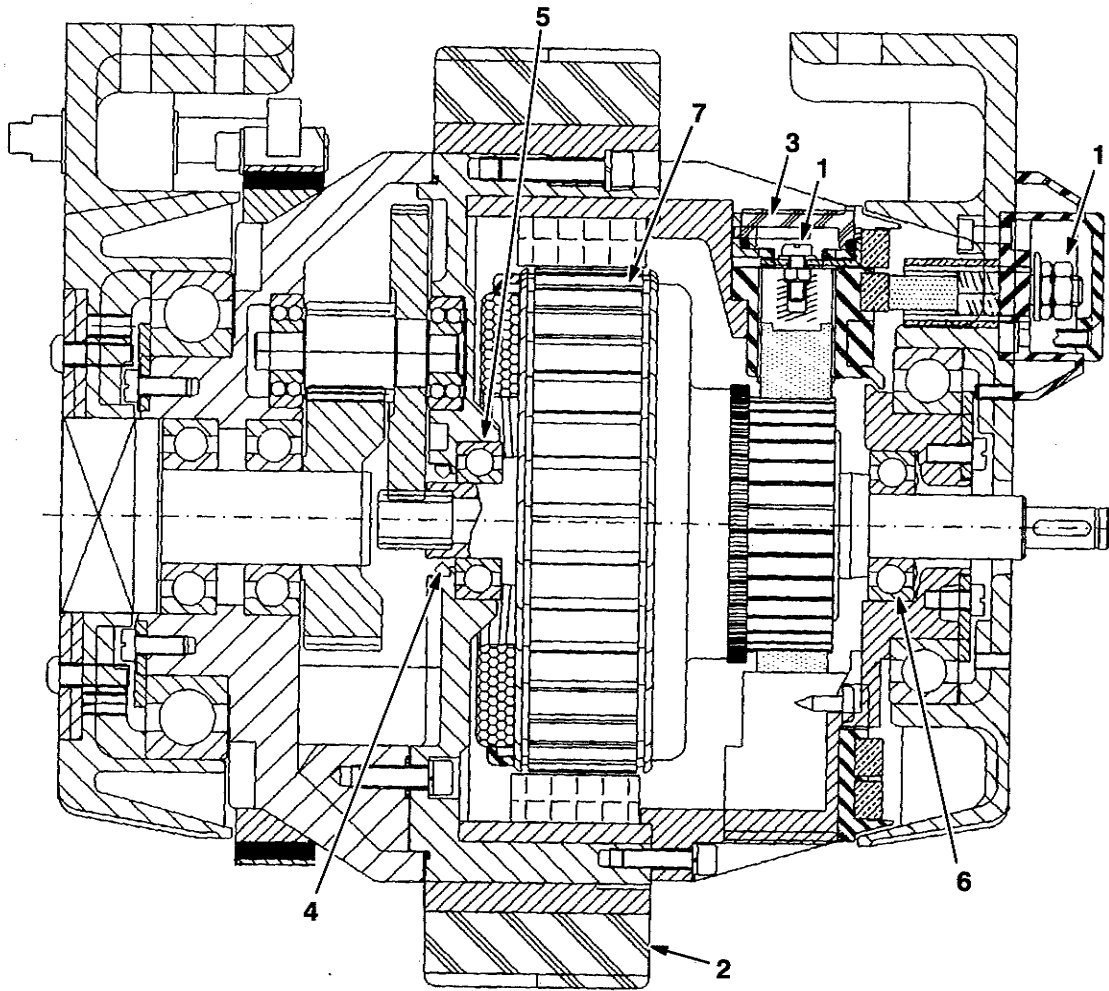
Ref.	Nobles Part No.	Manufacturer Serial Number	Description	Qty.
▽	222753	(000000-	) Motor, .75 Hp, 36V, 1700Rpm	1
▲▽	1 222623	(000000-	) Bearing Kit	1
▲▲	2 222635	(000000-	) Bearing	2
▲▲	3 222637	(000000-	) Snap Ring	2
▲▲	4 222638	(000000-	) Wavy Washer	1
▲▽	5 374004	(000000-	) End Ass'y, Brush	1
▲▲	6 222625	(000000-	) Brush Kit	1
▲▲	7 222627	(000000-	) Brush&Spring Assy	4
▲▲	8 222629	(000000-	) Brush Holder Cap	4
▲	9 10925	(000000-	) Connector, 2 Conductor	1
▲	10 24537	(000000-	) Terminal, Female	2
▲	11 20536-2	(000000-	) Washer, .467B 1.19D .03Nylon	1
▲	12 00954	(000000-	) Key, Square 0.12 0.12 0 1.00 Lg	1
▲	13 222877	(000000-	) Brace Kit	1

**Fig. 4 - Electric Motor Breakdown, 374175**



Ref.	Tennant Part No.	Manufacturer Serial Number	Description	Qty.	
▽	374175	(000000-	) Motor Assy, Ele, 36Vdc, 0.75Hp, 1700Rpm	1	
▲▽	1	374176	(000000-	) Kit, Motor Bearing	1
▲▲	2	222635	(000000-	) Bearing	1
▲▲	3	222637	(000000-	) Ring, Snap	1
▲▲	4	375177	(000000-	) Washer, Spring	1
▲▲	5	375178	(000000-	) Bearing, Drive End	1
▲▲	6	375179	(000000-	) Seal	1
▲▽	7	374004	(000000-	) Endbell, Brush End, Motor-Ele	1
▲▲	8	10925	(000000-	) Connector, 2-Conductor	1
▲▲	9	24537	(000000-	) Terminal, Female	2
▲▽	10	222625	(000000-	) Kit, Brush	1
▲▲	11	222627	(000000-	) Brush	4
▲▲	12	222629	(000000-	) Cap, Brush Holder	4
▲	13	20536-2	(000000-	) Washer, 0.47b 1.19d .03, Nyl	1
▲	14	00954	(000000-	) Key, Sq, 0.12 X 0.12, 01.00l	1
▲	15	222877	(000000-	) Kit, Brace	1

**Fig. 5 - Front Wheel Gearbox Breakdown, 390851**



Ref.	Tennant Part No.	Manufacturer Serial Number	Description	Qty.	
▽	390851	(000000-	) Gearbox, Wheel, Front, 250mm	1	
▲	1	391261	(000000-	) Kit, Brush, Motor	1
▲	2	391259	(000000-	) Tire, Pyu, 250mm	1
▲	3	391262	(000000-	) Kit, Brush, Cover	1
▲	4	391263	(000000-	) Seal, Ring	1
▲	5	391264	(000000-	) Bearing, Gearbox Side	1
▲	6	391265	(000000-	) Bearing, Motor Side	1
▲	7	391266	(000000-	) Armature, Assy, 250mm	1
▲		391270	(000000-	) Rotor, Brake	1
▲		391271	(000000-	) Caliper, Brake	1



# SECTION 5

CONTENTS	PAGE
PART NUMBER TO PAGE NUMBER CROSS REFERENCE LIST .....	5-2
PART DESCRIPTION TO PAGE NUMBER CROSS REFERENCE LIST .....	5-7

# CROSS REFERENCE

## PART NUMBER TO PAGE NUMBER CROSS REFERENCE LIST

Part Number	Page Number	Part Number	Page Number
00500-10	2-11	09007	2-47, 3-11
00912	2-11	09010	2-47
00926	2-31	09011	3-11
00928	4-4	09062	2-21
00954	4-5, 4-6	09145	2-15, 2-17
01516	3-9	09146	2-13
01684	2-7, 2-31, 2-35, 2-37, 2-41, 2-47, 3-5, 3-9, 3-11	09198	2-5
01685	2-7, 2-13, 2-19, 2-21, 2-35, 2-37, 2-39, 2-43, 2-45, 2-47, 2-49, 3-9, 3-11	09206	2-41
01686	2-29, 2-33, 2-47, 3-3, 3-5	09258	2-43
01713	2-41	09291	2-33, 3-7
01754	2-13, 2-15	09570	2-7
01837	4-3	09737	2-11, 2-13
01842	4-3	09740	2-7, 2-35, 2-37, 2-39, 2-45, 2-47, 3-9
01856	4-3	09767	2-49
01969	4-3	10632	2-27
01971	4-3	10925	4-3, 4-4, 4-5, 4-6
01982	4-3	10926	4-3
01983	4-3	11109	2-25
02076	2-43	11211	2-29
02185	2-45	11399	2-41
02850	2-17, 2-41, 3-3	11442-3	2-41
02931	3-13	11756	4-3
02942	2-29, 2-31, 3-3, 3-5	11869	2-41
02991	2-31, 3-5	12083	2-41
02994	3-5	12259	2-15
04051	2-43	12273	2-35, 2-39, 2-45
04414	2-49	12274	2-23
05280	2-13	12323	3-3
06474A	2-23, 2-27, 2-45	12472	2-3
06549	2-15, 2-17	130041	2-41
06922	2-15	130413	4-3
06930	2-17	13248	2-7, 2-35, 2-39
06932	2-15	13513	2-27
06933	2-17	13534	2-25
06942	2-9, 2-19	14601	2-27
06943	2-9, 2-17, 3-15	14799	2-11
06944	2-9, 2-27	14838	2-5
06957	2-7, 2-21	14877	2-41
06962	2-19	15047	2-33, 3-3, 3-7, 3-13
06963	2-27	15539	2-5
07259	2-19	15648	2-31, 2-45, 3-3, 3-5, 3-11
07449	3-3	15675	2-39
07790	2-9, 2-13, 2-17	15678	2-19, 2-41, 3-9
08170	2-21	16213	2-23
08182	2-23, 2-27, 2-33, 2-45, 3-7	16236	2-9
08708	2-9, 2-15, 2-17, 2-21, 2-27, 3-15	16906	2-13
08709	2-11, 2-27, 2-41, 3-3	16930	2-19
08711	2-11	16931	2-7, 2-9, 2-29
08712	2-7, 2-19, 2-21, 2-31, 2-37, 2-41, 2-47, 3-5, 3-11	16951	3-15
08713	2-7, 2-15, 2-47, 2-49, 3-9	17188	2-39
08716	2-7, 2-19, 2-21, 2-31, 2-35, 2-37, 3-5	17461	2-29
09005	2-25	18627	4-3
		18628	4-3
		18630	4-3
		18631	4-3
		18632	4-3
		19065	2-17
		19066	2-15, 2-17, 2-23

# CROSS REFERENCE

Part Number	Page Number	Part Number	Page Number
19324	2-15	222818	3-9
19588	3-13	222820	3-9
20170	2-15	222824	3-11
20171	2-29, 2-45, 2-47	222835	3-11
20536-2	4-5, 4-6	222836	2-31, 3-5
21120	3-11	222877	4-5, 4-6
21765	4-3	22297	2-37
222062	3-9	22298	2-19
222066	2-3	223046	2-17
222111	3-15	223047	2-17
222113	2-41	223061	2-11
222167	3-11	223065	2-11
222176	3-9	223068	2-11
222177	3-9	223070	2-11
222184	3-9	223072	2-11
222190	2-41	223073	2-11
222196	2-29, 2-31, 3-5	223075	2-11
222201	2-3, 3-9	223080	2-9
222202	3-9	223153	2-19
222203	3-11	223154	2-19
222209	3-9	223157	2-19
222233	2-47	223159	2-19
222236	2-47	223160	2-19
222244	2-49	223161	2-19
222260	2-21	223235	2-41
222268	2-49	223248	2-9
222290	2-55	223320	2-27
222304	2-5	223330	2-9
222305	2-5	223351	4-4
222306	2-5	223352	4-4
222320	2-5	223355	2-43
222321	2-5	223356	2-43
222322	2-5	223358	3-5, 4-4
222324	2-5	223361	2-43
222325	2-5	223412	3-11
222326	2-5	223450	2-29
222327	2-5	223517	2-29
222493	2-17	223518	2-29
222497	2-37	223560	3-9
222504	2-19	223561	3-9
222505	2-49	223563	3-9
222506	2-31, 3-5	223564	3-9
222523	3-11	223566	3-9
222606	4-4	223568	2-3, 3-9
222607	2-27	223569	2-3, 3-9
222618	4-4	223571	3-11
222623	4-5	223599	2-9
222625	4-5, 4-6	223600	2-27
222627	4-5, 4-6	223601	2-27
222629	4-5, 4-6	223645	2-31, 3-5, 3-11
222635	4-5, 4-6	22892	2-15, 2-43
222637	4-5, 4-6	23191	2-49
222638	4-5	24299	2-5
222669	3-11	24537	4-4, 4-5, 4-6
222670	3-11	24672	2-31
222683	2-13	25047	2-27
222751	3-9	25537	2-9
222752	3-9	25709	2-33, 3-7, 3-13
222753	3-9, 4-5	25735	2-47
222793	2-39	26395-1	2-7, 2-19, 3-15
222794	2-49	26395-2	3-15

# CROSS REFERENCE

391386	2-3, 2-49	61300	4-3
391387	3-11	621443	2-41
391389	2-21	63244-1	2-41
391402	2-47	63245-1	2-31, 3-5, 3-11
391403	2-35	63416	2-47
391434	2-37	63810	2-41
39277	2-29	63987-1	3-11
39284	2-11, 2-19, 2-23	64173	2-33, 3-7, 3-13
39311	3-3	64425	2-33, 3-3, 3-7, 3-13
39312	3-3	65441	3-3
39349	2-11, 2-15, 2-29, 2-35, 2-39, 2-41	65665	2-13
39648	2-41	67767	2-7, 2-17, 2-19, 2-39
39658	2-13, 2-15	69234	2-7, 2-17
397644	3-15	69461	2-9
397914	2-5	69582	2-33, 3-7, 3-13
397974	2-5	71090	2-47
40607	2-35	71211	2-47
40678-1	2-9	71607	2-33, 3-7, 3-13
40758	2-47	71628	2-41
41178	2-9	71793	3-11
41186	2-31, 3-5	73468	2-41
41187	2-11	74027	2-9
41342	2-41	74455	2-27, 3-11
41360	3-9	75371	2-45
41430	2-23, 2-27, 3-3	75934	2-23
41440	2-41	75939	2-13
41578	2-35	76062	2-15
41619	2-45	76099	3-9, 3-11, 3-13
41702	2-15	76438	3-3
42133A	2-41	77347	3-3
43611	2-41	78553	2-13
44078	2-13	79246	2-33, 3-7, 3-13
44906	2-33, 3-7, 3-13	79273-2	2-41
44961	2-31, 3-5, 3-9	79506	3-9
45960	2-29	80317	3-3
45962	3-16, 3-17	80318	3-3
46820	2-11	81537	3-3
49225	2-19	81538	3-3
49263	2-15, 3-11, 3-15	81539	3-3
49609	2-27	81540	3-3
49694	2-35, 2-39	81541	3-3
49697	3-3	81542	3-3
49800	2-35	81569	2-27
50269	2-29, 2-45, 2-47	81580	2-7, 2-35, 2-39
50682	2-29	81582	2-49
51109	2-23	81672	2-23
51225-1	3-3	81685	2-21
51534	2-29	81942	2-27
54333	2-31, 2-41, 3-5, 3-11	81989	2-27
54745	2-23	82138	2-49
55248	2-15, 3-15	82226	2-13
55845	2-23	82839	2-27
58670	2-15	82889	2-29
58979	2-37	83097	2-19, 2-29
59668	3-11	83149	2-23
601076	2-41	83332	3-3
603440	2-7	83347	3-3
60386	4-3	83348	3-3
612145	2-41	86759	2-33, 3-7, 3-13
612158	2-41	86780	2-29
61297	4-3	86781	2-29, 2-47
61298	4-3	86859	2-3, 2-33, 3-7
		86860	2-33, 2-41, 3-3, 3-7, 3-13

86865 .....	2-3, 2-33, 3-7, 3-13
86866 .....	2-29
87319 .....	2-15
87435 .....	2-43
87725 .....	2-27
87816 .....	3-3
97031 .....	2-23

**PART DESCRIPTION TO PAGE NUMBER CROSS REFERENCE LIST****A**

Actuator, 36vdc, 02.0stroke 300lb, 2-45  
 Actuator, 36vdc, 05.0stroke 600lb, 2-29  
 Adaptor, Brush, 2-5  
 Alarm Assy, Backup, 12-48vdc 82-102dba, 3-15  
 Angle Wldt, Stop, Side Sqge, Cyl, Head, 3-13  
 Angle Wldt, Tool, Lift, Cyl, 28 Inch, 3-11  
 Angle, Bracket, Tank, 2-39  
 Arm Wldt, Brake, 2-21  
 Arm Wldt, Lift, Mop, Lh, 3-3  
 Arm Wldt, Lift, Mop, Rh, 3-3  
 Arm Wldt, Mtg, Sqge Link, Lh, Cyl, 3-13  
 Arm Wldt, Mtg, Sqge Link, Rh, Cyl, 3-13  
 Arm, Link, Brake, Lh, 2-21  
 Arm, Link, Brake, Rh, 2-21  
 Arm, Valve, Water, 2-41  
 Armature, Assy, 250mm, 4-7  
 Armature, 4-3

**B**

Balljoint, .25-28 Fem/.25-28mal, 2-27  
 Battery, 06vdc, 244ah, Dry, 3-17  
 Battery, 06vdc, 244ah, Wet, 3-16  
 Bearing Assy, Cup/Cone, 2-19  
 Bearing Be, 4-4  
 Bearing Kit, 4-5  
 Bearing, Ball, 0.59b 1.26d 0.35w, 3-9  
 Bearing, Ball, 0.75b 1.38d 0.50w, 2-11  
 Bearing, Ball, 0.98b 2.05d 0.59w, 2-25  
 Bearing, Drive End, 4-6  
 Bearing, Gearbox Side, 4-7  
 Bearing, Motor Side, 4-7  
 Bearing, Thrust, 2.75b 3.63d 0.13w, 2-19  
 Bearing, Thrust, 2-33, 2-41, 3-3, 3-7, 3-13  
 Bearing, 4-3, 4-4, 4-5, 4-6  
 Bellcrank, Lift, Sqge, 2-33, 3-7, 3-13  
 Belt, 15mm 05p 500l, 2-3, 3-9  
 Bezel, Panl, Touch, 2-13  
 Blade Assy, Sqge, Side, 2-3, 2-33, 3-7  
 Blade, Sqge, Front, 700mm, 2-3, 2-49  
 Blade, Sqge, Front, Oil-Rstn, 700mm, 2-3, 2-49

Blade, Sqge, Rear, 700mm, 2-3  
 Blade, Sqge, Rear, Gum Rbr, 700mm, 2-3, 2-49  
 Blade, Sqge, Rear, Oil-Rstn, 700mm, 2-3, 2-49  
 Bladeholder Wldt, Sqge, Disk, Lh, 2-33, 3-7  
 Bladeholder Wldt, Sqge, Disk, Rh, 2-33, 3-7  
 Block, Centering, 2-47  
 Block, Sqge, Adj, 2-47  
 Bolt, Shld, .31d X 1.00, .25-20, 2-23  
 Bolt, Shld, .50d X 4.25, .38-16, 2-29  
 Boot, 90deg .50d .57d X .84, 2-43  
 Brace Kit, 4-5  
 Bracket Wldt, Light, 3-15  
 Bracket Wldt, Wheel, 2-49  
 Bracket, Brake, Pivot, 2-21  
 Bracket, Cable, 2-37  
 Bracket, Controller, 2-17  
 Bracket, Fan End, 4-3  
 Bracket, Fan, 2-37  
 Bracket, Guide, Hose, 3-11  
 Bracket, Keeper, 3-3  
 Bracket, Lock, Seat, 2-9  
 Bracket, Mtg, Motor, 3-9  
 Bracket, Mtg, Tool, Lift, Channel, 2-29  
 Bracket, Retainer, Spring, 2-5  
 Bracket, Shield, 3-9  
 Bracket, Switch, 2-15  
 Brush Assy, Disk, Scb, 14.0 D, Nyl, 2-5  
 Brush Assy, Disk, Scb, 14.0 D, Pyp, 2-5  
 Brush Assy, Disk, Scb, 14.0 D, Super Abr, 2-5  
 Brush Holder Cap, 4-5  
 Brush Kit,, 4-4  
 Brush Kit, 4-5  
 Brush Mechanism, 4-3  
 Brush, Scb, 28l, 18 Sr, Abr ,Spl, 2-5  
 Brush, Scb, 28l, 18 Sr, Nyl ,Spl, 2-5  
 Brush, Scb, 28l, 18 Sr, Pyp ,Spl, 2-5  
 Brush, Scb, 28l, 18 Sr, Pyp Grout ,Spl, 2-5  
 Brush&Spring Assy, 4-5  
 Brush, 4-6  
 Bumper Wldt, V-Mop, 3-3  
 Bushing Assy, FIng, 2 Hole, 0.75b, Nyl, 2-11

Bushing, Flng, 0.44b 1.25d 0.25l, 2-23  
 Bushing, Flng, 0.50b 0.59d 0.38l, 2-31, 2-45, 3-3, 3-5, 3-11  
 Bushing, Flng, 0.63b 0.75d 0.38l, 2-47  
 Bushing, Sleeve, 0.50b 0.59d 0.38l, Stl, 2-33, 3-7, 3-13  
 Bushing, Sleeve, 0.62b 0.72d 0.50l, Fgl, 3-3  
 Bushing, Sleeve, 0.63b 0.72d 0.38l, 2-33, 3-7, 3-13

**C**

Cable Assy, Battery, 04ga 2, 175a, 2-43  
 Cable, Push / Pull, 2-41  
 Cable, 2-37  
 Caliper, Brake, 4-7  
 Cam, Adj, Sqge, 2-49  
 Cap, Axle, Vyl, 02.38d, 2-25  
 Cap, Brush Holder, 4-6  
 Chain, Coil, Str, #210, 06.9l 05 Link, 2-47  
 Chain, Jack, # , Plug Drain, 2-41  
 Chain, Roller #35, .375 Pitch, 2-11  
 Channel Wldt, Lift Tool, Cyl, 3-11  
 Channel Wldt, Lift Tool, 2-31, 3-5  
 Channel Wldt, Lift, Lh, 3-3  
 Channel Wldt, Lift, Rh, 3-3  
 Channel Wldt, Mtg, Actuator, 2-29  
 Channel, .18 0.50 0.03 29.0l, 3-11  
 Channel, Brake, 2-21  
 Channel, Input, Tool, Lift, 2-29  
 Channel, Mtg, Brake, 2-23  
 Channel, Mtg, Spring, 2-23  
 Channel, Sqge, Lower, 2-47  
 Channel, Sqge, Upper, 2-47  
 Circuitboard Assy, 2-17  
 Circuitbreaker, 5.0a, 2-15  
 Circuitbreaker, 10.0a, 2-15, 3-15  
 Circuitbreaker, 20.0a, 2-15  
 Circuitbreaker, 25.0a, 2-15  
 Clamp, Cable, Stl, 0.38d X 0.38w, 1h, 3-15  
 Clamp, Cable, Stl, 0.56d X 0.38w, 1h, 2-7, 2-19, 3-15  
 Clamp, Cable, Stl, 0.69d X 0.62w, 1h, 2-7, 2-17, 2-19, 2-39  
 Clamp, Cable, Stl, 0.88d X 0.62w, 1h, 2-9  
 Clamp, Cable, Stl, 0.9x1.8 X 0.88w,1h, 2-7

Clamp, Cable, Stl, 1.00d X 0.62w, 1h, 2-7, 2-17  
 Clamp, Hose, Wormdrive, 0.31-0.88d, 2-31, 2-41, 3-5, 3-11  
 Clamp, Hose, Wormdrive, 0.56-1.06d, 2-41  
 Clamp, Hose, Wormdrive, 0.81-1.50d, 2-41  
 Clamp, Hose, Wormdrive, 1.56-2.50d, 2-37  
 Clamp, Hose, Wormdrive, 1.62-3.50d, 2-39  
 Clamp, 4-3  
 Clevis, Adj, 0.19pin, #10-32, 2-41  
 Clip, Circuitboard, 2-17  
 Clip, Hanger, Hose, 2-39  
 Clip, Stud, 2-13 \*  
 Collar, Locking, 2-45  
 Comm. Bracket, 4-3  
 Connector, 2 Conductor, 4-3, 4-4, 4-5  
 Connector, 2-Conductor, 4-6  
 Connector, Anderson, 175a, Gray, 2-15, 2-43  
 Contact, Switch, 2-13  
 Contactor, 36vdc, No, 2-17  
 Contactor, 36vdc, 2-15  
 Controller, Propell, 2-17  
 Cover, Ele, 2-17  
 Cover, Tank, Trim, 2-35  
 Cover, Terminal, Battery, Pye, 3-16, 3-17  
 Cup Holder, 2-9

**D**

Deflector, Water, 2-3, 3-9  
 Device, Centering, 2-5  
 Diode, Ele, Plug, 2-55  
 Disc, 4-3  
 Disk, Pad Driver, W/ Face, 14d, 2-5  
 Door Wldt, Mtg, Lh, 28 Inch Disk, 2-33, 3-7  
 Door Wldt, Mtg, Rh, 28 Inch Disk, 2-33, 3-7  
 Door, Brush, 3-9  
 Driver Assy, Pad. 14D, 2-5  
 Duct, Pvc, 0.40 X 0.75 0.40l, 2-19

**E**

End Ass'y, Brush, 4-5  
 Endbell, Brush End, Motor-Ele, 4-6

## CROSS REFERENCE

### F

Fan Assy, Vacuum (See Breakdowns), 2-37  
Fan, Vacuum, 4-3  
Fan, 4-3  
Filter, Fan, 2-35  
Filter, Soltn, 2-41  
Fitting, Brs, Str, Pm02/Bm03, 2-35  
Fitting, Grease, Str Pm04 .47l, 2-19  
Fitting, Pipe, E90, Pm08/Pf08, 2-41  
Fitting, Pipe, Str, Pm08/Pm08 Close,Blk, 2-41  
Fitting, Plstc, E90, Bm08/Bm08, 3-11  
Fitting, Plstc, E90, Bm08/Pm08, 2-41  
Fitting, Plstc, E90, Bm10/Pm12, 2-41  
Fitting, Plstc, E90, Bm12/Pm12, 2-41  
Fitting, Plstc, Str, Bm10/Pm08, 2-41  
Fitting, Plstc, Str, Bm10/Pm12 [Nylon], 2-41  
Fitting, Plstc, Str, Bm10/Pm12, 2-39  
Fitting, Plstc, Str, Bm12/Pm12, 2-41  
Fitting, Plstc, Tee, Bm08/Bm08/Bm08, 2-31, 3-5, 3-11  
Fitting, Plstc, Tee, Pf12/Pf12/Pf12, 2-41  
Frame Wldt, Linkage, Sqge, 2-47  
Frame Wldt, Micro Scrubber, 2-7  
Frame Wldt, Mop, V, 3-3  
Frame Wldt, Sqge, Side, Lh, 3-13  
Frame Wldt, Sqge, Side, Rh, 3-13  
Frame, Casting, Sqge, 700mm, 2-49  
Fuse, .88 X 3.2l 40a 125vac, 2-15

### G

Gasket, Cover, 2-17  
Gasket, Hourmeter, 2-13  
Gasket, Lid, 2-3  
Gasket, Panel, Touch, 2-13  
Gasket, Shield, 2-3, 3-9  
Gauge, Hourmeter, Electronic, 2-13  
Gearbox, Wheel, Front, 250mm (See Breakdowns),  
2-19  
Gearbox, Wheel, Front, 250mm, 4-7  
Grip, Handle, 2-41  
Grommet, Rbr, 0.89id, F/ 1.2h, .14matl, 2-27  
Grommet, Rbr, 1.31id, F/ 1.6h, .12matl, 2-43  
Guard, Belt, Drive, Scrbr Head, Lh, 3-9

Guard, Belt, Lh, 3-9  
Guard, Belt, Rh, 3-9  
Guide Wldt, Linkage, Sqge, 2-45  
Guide, Side Sqge, 2-3, 2-33, 3-7, 3-13

### H

Harness, Alarm, 3-15  
Harness, Main, 2-55  
Harness, Motor, 2-19  
Harness, Switch, Seat, 2-9  
Harness, Wire, Charger, 2-15  
Harness, Wire, Controller, 2-43  
Head Wldt, Scb, Disk, 28 Inch, 2-31, 3-5  
Hinge, .25pin .12 4.0w 04.0l 4/0.30h, 2-9  
Hinge, Cover, 2-35  
Horn, 36vdc, Dba, 2-7  
Hose, Drain, 2-39  
Hose, Pvc, Brd, .62id .88od 10.5 L, 2-41  
Hose, Pvc, Brd, 0.75id 1.03od 36.00l, 2-41  
Hose, Pvc, Clr, 0.50id 0.69od 01.50l, 3-11  
Hose, Soltn, Rwk, 2-31, 3-5  
Hose, Soltn, 2-41  
Hose, Vacuum, 0.16id X 19.0l, 2-35  
Hose, Vacuum, 2-3, 2-35, 2-37  
Hose, Vyl, Brd 0.62id 0.88od 05.5 L, 2-41  
Hose, Vyl, Brd, 0.50id 0.69od 08.0l, 2-31, 3-5  
Hose, Vyl, Brd, 0.50id 0.69od 30.0l, 2-31, 3-5  
Housing Assy, Steering, 2-11  
Housing Assy, Wheel, 2-25  
Housing Wldt, Head Lift, 2-29  
Housing Wldt, Quick-Mop, 3-3  
Housing, Cyl, Mach 28, 3-11  
Housing, 4-3  
Hub, Drive, Brush, 2-31, 3-5

### I

Insulation, Sound, 2-35  
Insulator, Panel, 2-15

### J

Joint U, 2-11

## K

Key Square 0.25 0.25 01.00 Lg, 4-4  
 Key, Ignition, 2-13  
 Key, Sq, 0.12 X 0.12, 01.00l, 4-6  
 Key, Sq, 0.19 X 0.19, 01.00l, 2-11  
 Key, Sq, 0.25 X 0.25, 00.75l, 2-31  
 Key, Square 0.12 0.12 0 1.00 Lg, 4-5  
 Key, Woodruff, 0.19 0.75, [Asa#0606], 2-11  
 Kit, Brace, 4-6  
 Kit, Brush, Cover, 4-7  
 Kit, Brush, Motor, 4-7  
 Kit, Brush, 4-6  
 Kit, Cap, Hose, Drain (Clean Water), 2-41  
 Kit, Ci, Alarm, Backup, W/ Bracket, 3-15  
 Kit, Ci, Battery, 36vdc, 244ah Dry, 3-17  
 Kit, Ci, Battery, 36vdc, 244ah Wet, 3-16  
 Kit, Ci, Chrgr, 36vdc 025a 50hz 230vac, 3-18  
 Kit, Ci, Chrgr, 36vdc 025a 60hz 120vac, 3-18  
 Kit, Ci, Sqge, 700mm,, 2-49  
 Kit, Ci, V-Mop, 3-3  
 Kit, Motor Bearing, 4-6  
 Kit, Repair, Adapter Plate, 2-19  
 Kit, Sqge, Oil-Rstn, 700mm, 2-3, 2-49  
 Kit, Sqge, Tile, 700mm, 2-3, 2-49  
 Kit, Tray, Debris, 28 In, 3-11  
 Knob, 4-Prong W/.31-18, Insert, 2-49  
 Knob, 2-47, 2-49

## L

Label Set, Info/hzrd, 2-56  
 Label Set, Opertnl, 2-56  
 Label, [Quick Mop], 3-3  
 Lamp, 36vdc, 2-7  
 Latch, Door, 3-3  
 Latch, 2-35  
 Lever, Flow, Solution, 2-41  
 Lever, 2-27  
 Link, Brake, 2-21  
 Link, Chain, Roller, #35, 2-11  
 Link, Sqge, Tapped, Upper, 2-45  
 Lip, Debris Tray, 28in, 3-11

## M

Manual Pkg, [Ez Rider Ele Na], 3-20  
 Manual, Fiche, [Ez Rider Ele], 3-20  
 Manual, Oprtr, [Ez Rider Ele Es Na], 3-20  
 Manual, Oprtr, [Ez Rider Ele Fr Na], 3-20  
 Manual, Service, [Ez Rider Ele Na], 3-20  
 Molding, Trim, .08-.11 10.00, 2-7  
 Molding, Trim, .08-.11 19.00, 2-9  
 Molding, Trim, Pvc, .08-.11 04.75l, 3-3  
 Molding, Trim, Rbr, .13 03.0, 2-31, 3-5, 3-11  
 Mop, Dust, Industrial, 3-3  
 Mop, Dust, 3-3  
 Motor Assy, Ele, 36Vdc, 0.75Hp (See Breakdowns), 3-9  
 Motor Assy, Ele, 36Vdc, 0.75Hp, 1700Rpm, 4-6  
 Motor, .75 Hp, 36V, 1700Rpm, 4-5  
 Motor, 36 Vdc, 0.8Hp, 320 Rpm, 4-4  
 Motor, Ele, 36vdc, 0.50hp, 0320rpm, 2-31  
 Motor, Ele, 36vdc, 0.75hp, 1700rpm (See Breakdowns), 3-9  
 Motor, Ele, 36vdc, 0.80hp, 0320rpm (See Breakdowns), 3-5  
 Mount, Cable Tie, 2-15, 3-15

## N

Nut, Hex, Flexlock, .31-18, 2-43  
 Nut, Hex, Flng, M06 X 1.0, 2-9, 2-13, 2-17  
 Nut, Hex, Jam, .25-20, 2-15  
 Nut, Hex, Jam, .25-28, 2-27  
 Nut, Hex, Jam, .31-24, 2-15  
 Nut, Hex, Jam, .38-24, Lh, 2-29  
 Nut, Hex, Jam, .38-24, 2-29, 2-45, 2-47  
 Nut, Hex, Lock, .25-20, NI, 2-23, 2-27  
 Nut, Hex, Lock, .25-28, NI, 2-27  
 Nut, Hex, Lock, .31-18, NI, 2-9  
 Nut, Hex, Lock, .38-16, NI, Thin, 2-29  
 Nut, Hex, Lock, .38-24, NI, Ss, 2-29, 2-45, 2-47  
 Nut, Hex, Lock, .38-24, NI, Thin, 2-45  
 Nut, Hex, Lock, .50-13, NI, Ss, 3-13  
 Nut, Hex, Lock, #06-32, NI, 2-13  
 Nut, Hex, Lock, M04 X 0.7, NI, 2-17, 2-41, 3-3  
 Nut, Hex, Lock, M05 X 0.8, NI, 2-15, 2-17  
 Nut, Hex, Lock, M06 X 1.0, NI, Ss, 2-7, 2-19, 2-21,

## CROSS REFERENCE

2-31, 2-37, 2-41, 2-47, 3-5, 3-11  
Nut, Hex, Lock, M06 X 1.0, NI, 2-9, 2-15, 2-17, 2-21, 2-27, 3-15  
Nut, Hex, Lock, M08 X 1.25, NI, Ss, 2-7, 2-15, 2-47, 2-49, 3-9  
Nut, Hex, Lock, M08 X 1.25, NI, 2-11, 2-27, 2-41, 3-3  
Nut, Hex, Lock, M10 X 1.5, NI, 2-23, 2-27, 3-3  
Nut, Hex, Lock, M12 X 1.75, NI, 2-11  
Nut, Hex, Sltd, 1.25-12, 2-19  
Nut, Hex, Std, #10-32, 2, 2-41  
Nut, Hex, Std, M03 X 0.5, 2-13, 2-15  
Nut, Hex, Std, M08 X 1.25, 3-3  
Nut, Hex, Std, M10 X 1.5, 3-3  
Nut, Hex, Thin, .38-32, 2-27  
Nut, Isolator, .25-20 Wall Thk .187-.343, 3-15  
Nut, Speed, Retainer, .25-20, 2-49  
Nut, T, M 10 X1.5 0.623od .516lg, 2-33, 3-7, 3-13  
Nut, T, M8x1.25 X0.498od, 0.516lg, 2-33, 3-7, 3-13  
Nut, Wheel, .44-20 X 60 Angle, 2-25  
Nut, 4-3

### O

Oil Seal, 4-4

### P

Pad, Buff, 14.0d, Red, 2-5  
Pad, Polish, 14.0d, White, 2-5  
Pad, Scrub, 14.0d, Blue, 2-5  
Pad, Strip Hd, 14.0d, Black, 2-5  
Pad, Strip, 14.0d, Brown, 2-5  
Pad, 2-23  
Panel Assy, Touch, 2-13  
Panel Wldt, Instrument, 2-13  
Panel, Tank, Filler, Plstc, 2-7  
Pedal Wldt, Accelerator, 2-27  
Pedal Wldt, Brake, 2-23  
Pedal, Brake, Lock, 2-23  
Pin, Brake, 2-21  
Pin, Clevis, 0.19 D X 1.00l, 2-21  
Pin, Clevis, 0.31 D X 1.00l, 2-33, 3-7, 3-13  
Pin, Clevis, 0.37 D X 0.75l, 2-33, 3-3, 3-7, 3-13  
Pin, Clevis, 0.37 D X 1.50l, 2-23, 2-45

Pin, Clevis, 0.37 D X 1.75l, 2-29  
Pin, Clevis, 0.37 D X 2.25l, 2-21  
Pin, Clevis, 0.37 D X 2.62l, 2-33, 3-7  
Pin, Clevis, 0.37 D X 3.00l, 2-49  
Pin, Clevis, 0.50 D X 2.00l, 2-29  
Pin, Clevis, 0.50 D X 2.25l, 2-29  
Pin, Clevis, 0.50 D X 3.50l, 2-23, 2-27, 2-45  
Pin, Clevis, 0.50 D X 4.00l, 2-29, 2-31, 3-5  
Pin, Clevis, 0.50 D X 4.50l, 3-11  
Pin, Clevis, 0.50 D X 6.00l, 3-3  
Pin, Cotter, .062 X 0.50, 2-21  
Pin, Cotter, .094 X 0.75, 2-21, 2-23, 2-45, 2-49  
Pin, Cotter, .125 X 1.00, 2-23, 2-27, 2-33, 2-45, 3-7  
Pin, Hair Cotter, 0.38 D .072 Wir, 2-29  
Pin, Hair Cotter, 0.43 D .079 Wir, 3-11  
Pin, Hair Cotter, 0.62 D .120 Wir, 2-29, 2-31, 3-3, 3-5  
Pin, Hair Cotter, 0.69 D .092 Wir, 2-33, 3-7, 3-13  
Pin, Roll, .090 D 0.25l, .094/.097, 3-9  
Pivot Wldt, Actuator, 2-45  
Plate Wldt, Cntrl, 2-27  
Plate Wldt, Mtg, Actuator, 2-29  
Plate Wldt, Mtg, Wheel, 2-7  
Plate Wldt, Seat W/Labels, 2-9  
Plate Wldt, Swivel, 2-19  
Plate Wldt, Tool, Lift, Cyl, 3-11  
Plate, Adapter, Wheel, 2-19  
Plate, Latch, 3-3  
Plate, Mounting, Tool Lift, Sc, 3-11  
Plate, Retainer, Blade, 700mm, 2-49  
Plate, Swivel, Bottom, 2-19  
Plug Assy, Drive, Brush, 3-9  
Plug Assy, Idler, Brush, 3-9  
Plug, Drive, Brush, 3-9  
Plug, Expansion, 2.00 Dia, 2-39  
Plug, Idler, Brush, 3-9  
Potentiometer, 2-27

### R

Rail, 2-9  
Relay, 36vdc, 20a, 3-15  
Retainer Wldt, Sqge, 700mm, 2-49  
Retainer, Spring, 2-27

Retainer, Sqge, 2-33, 3-7, 3-13  
 Ring, Mtg, Sqge, 2-49  
 Ring, Retaining, Ext, 0.59d, Basic, 3-9  
 Ring, Retaining, Ext, 1.00d, Basic, 2-25  
 Ring, Snap, 4-6  
 Rod Wldt, Prop, 2-9  
 Rod, Lift, Sqge, 2-45  
 Rod, Thrd, 2 End, .38-24 09.0l, 2-47  
 Rod, Thrd, 2 End, .38-24 09.0l Lh/Rh, 2-29  
 Rod, Thrd, Full, .25-20 01.5l, 2-15  
 Rod, Threaded, 2 End, .25-28 3.38l, 2-27  
 Rod-End, .38-24lh Fem 0.38-24stud, 2-29  
 Rod-End, .38-24rh Fem 0.38-24stud, 2-29, 2-47  
 Rod-End, .38-24rh Mal 0.38-24stud, 2-45  
 Rotor, Brake, 4-7

**S**

Screen, Fan Inlet, 2-37, 4-3  
 Screen, 2-7  
 Screw, Btn, M12 X 1.75 X 25, 10.9 NI, 2-19, 2-29  
 Screw, Flat, M06 X 1.0 X 16, 10.9, 2-21  
 Screw, Flat, M08-1.25x 20, Ss, 2-33, 3-7, 3-13  
 Screw, Flat, M08-1.25x 30, Ss, 3-9  
 Screw, Flat, M10 X 1.5 X 20, Ss, NI, 3-9  
 Screw, Flat, M10 X 1.5 X 20, Ss, 3-13  
 Screw, Hex, .25-20 X 0.50, NI, 2-15  
 Screw, Hex, .25-20 X 0.75, Ss, 2-31  
 Screw, Hex, .25-20 X 1.25, 5, 2-27  
 Screw, Hex, .25-20 X 1.25, Sems, 3-15  
 Screw, Hex, .31-18 X 0.75, Ss, 2-31, 3-5  
 Screw, Hex, .38-16 X 0.75, Ss, 3-5  
 Screw, Hex, .50-13 X 5.00, 5, 3-13  
 Screw, Hex, M04 X 0.7 X 12, 8.8, 2-41  
 Screw, Hex, M05 X 0.8 X 16, Fmg, 2-23  
 Screw, Hex, M06 X 1.0 X 12, Fmg, 2-27, 3-11  
 Screw, Hex, M06 X 1.0 X 16, 8.8, 2-9  
 Screw, Hex, M06 X 1.0 X 16, Fmg, 2-7, 2-19, 3-9  
 Screw, Hex, M06 X 1.0 X 16, Ss, 2-19, 2-41, 3-9  
 Screw, Hex, M06 X 1.0 X 20, 8.8, 2-9, 2-17, 3-15  
 Screw, Hex, M06 X 1.0 X 20, NI, 2-23  
 Screw, Hex, M06 X 1.0 X 20, Ss, 2-7, 2-19, 2-21, 2-31, 2-35, 2-37, 3-5

Screw, Hex, M06 X 1.0 X 25, 8.8, 2-9, 2-27  
 Screw, Hex, M06 X 1.0 X 25, Ss, 2-47, 3-11  
 Screw, Hex, M06 X 1.0 X 55, Ss, 2-37  
 Screw, Hex, M06 X 1.0 X 80, Ss, 2-37  
 Screw, Hex, M08 X 1.25 X 16, Ss, 2-39  
 Screw, Hex, M08 X 1.25 X 20, 8.8, 2-7, 2-9, 2-29  
 Screw, Hex, M08 X 1.25 X 20, Ss, NI, 2-35, 2-39, 2-45  
 Screw, Hex, M08 X 1.25 X 20, Ss, 2-7, 2-35, 2-37, 2-39, 2-45, 2-47, 3-9  
 Screw, Hex, M08 X 1.25 X 25, 8.8, 2-29  
 Screw, Hex, M08 X 1.25 X 25, Fmg, 3-9, 3-11, 3-13  
 Screw, Hex, M08 X 1.25 X 25, Ss, 2-47  
 Screw, Hex, M08 X 1.25 X 30, Ss, 3-11  
 Screw, Hex, M08 X 1.25 X 40, 8.8, 2-41  
 Screw, Hex, M08 X 1.25 X 45, Ss, 2-49  
 Screw, Hex, M08 X 1.25 X 50, Ss, 2-35, 2-39  
 Screw, Hex, M08 X 1.25 X 55, Ss, 2-19  
 Screw, Hex, M08 X 1.25 X 60, 8.8, 2-7  
 Screw, Hex, M08 X 1.25 X 60, FI, 3-3  
 Screw, Hex, M08 X 1.25 X 60, Ss, 2-21  
 Screw, Hex, M08 X 1.25 X 70, Ss, 2-49  
 Screw, Hex, M10 X 1.0 X 45, 8.8, 2-19  
 Screw, Hex, M10 X 1.5 X 20, Ss, 2-33, 3-7  
 Screw, Hex, M10 X 1.5 X 35, 8.8, 2-11, 2-19, 2-23  
 Screw, Hex, M10 X 1.5 X 35, Ss, 3-3  
 Screw, Hex, M10 X 1.5 X 45, 8.8, 2-19  
 Screw, Hex, M10 X 1.5 X 50, 8.8, 2-19  
 Screw, Hex, M10 X 1.5 X 60, 8.8, 2-27  
 Screw, Hex, M10 X 1.5 X 90, FI, 3-3  
 Screw, Pan, .31-18 X 0.75, 2, 2-9  
 Screw, Pan, #10-24 X 0.38, 1, 2-41  
 Screw, Pan, #12-16 X 0.50, F/ Plstc, 2-7, 2-13, 3-15  
 Screw, Pan, M03 X 0.5 X 12, 4.8, 2-13  
 Screw, Pan, M03 X 0.5 X 20, 4.8, 2-15  
 Screw, Pan, M04 X 0.7 X 10, Ss, 3-3  
 Screw, Pan, M04 X 0.7 X 20, Ss, 3-3  
 Screw, Pan, M04 X 0.7 X 30, 4.8, 2-17  
 Screw, Pan, M04 X 0.7 X 35, Ss, 2-5  
 Screw, Pan, M04 X 0.7 X 8, Ss, 2-35  
 Screw, Pan, M05 X 0.8 X 10, 4.8, 2-15  
 Screw, Pan, M05 X 0.8 X 16, 4.8, 2-17  
 Screw, Pan, M06 X 1.0 X 12, NI, 2-9

## CROSS REFERENCE

- Screw, Pan, M06 X 1.0 X 16, 4.8, 2-15, 2-17  
Screw, Pan, M06 X 1.0 X 25, 4.8, 2-13  
Screw, Pan, M06 X 1.0 X 35, 4.8, 2-15  
Screw, Pan, M06 X 1.0 X 40, 4.8, 2-43  
Screw, Pan, M08 X 1.25 X 20, 4.8, 2-11, 2-13  
Screw, Set, .31-18 X 0.38, NI, 2-11  
Screw, Set, #08-32 X 0.25, NI, 3-9  
Screw, Soc, M08-1.25 x 16, 2-27  
Screw, 4-3  
Seal, Drain Cap, Solution, 2-41  
Seal, Fan, 2-3, 2-37, 4-3  
Seal, Felt, .19th, 4.3d 04.0h, 2-19  
Seal, Ring, 3-9, 4-7  
Seal, Tank, Recvy, 2-3, 2-35  
Seal, Tank, Soltn, 2-3, 2-35  
Seal, 4-6  
Seat, 2-9  
Shaft, Drive Plug, 3-9  
Shaft, Idler Plug, 3-9  
Shaft, Steering, Upper, Mach, .75d 24.1l, 2-11  
Shaft, Steering, 2-11  
Shell, 4-3  
Shroud, Front, Trim, 2-7  
Shunt, 2-31, 3-5, 3-11  
Skirt, Front, Scb, Disk, 28 Inch, 2-3, 2-31, 3-5  
Skirt, Rear, Scb, Disk, 28 Inch, 2-3, 2-31, 3-5  
Skirt, 3-11  
Sleeve, .318b .437d 1.060l, 2-7, 2-35, 2-39, 2-49  
Sleeve, .50id X .62od X 1.31l, 2-29  
Sleeve, Lever, 2-41  
Sleeve, 2-37  
Snap Ring, 4-5  
Spacer, .41b .63d .13l, Ss 430pm, 2-45  
Spacer, .41b X .63od X .38l, 2-19, 2-43, 2-47  
Spacer, Foam, 3-16, 3-17  
Spacer, Spring, 3-3  
Spacer, 2-27, 3-3, 4-3  
Spring, Centering, 2-47  
Spring, Cmpr, .37id X Flat Wir 1.0l, 2-23  
Spring, Cmpr, 0.84od .11wir 2.0l, 2-29  
Spring, Cmpr, 0.98od .14wir 2.5l, 2-29  
Spring, Extn, 0.38od X 0.04wir, 2.3l, 2-23  
Spring, Extn, 0.50od X 0.04wir, 3.0l, 2-23  
Spring, Extn, 0.50od X 0.05wir, 8.0l, 2-19  
Spring, Extn, 0.62od X 0.08wir, 3.0l, 2-33, 3-3, 3-7, 3-13  
Spring, Extn, 0.75od X 0.09wir, 2.5l, 3-3  
Spring, Extn, 1.00od X 0.12wir, 5.0l, 2-47  
Spring, Extn, 0.23Od .032Wire 8.0L, 2-47  
Spring, Flt, Door, Scrbr Head, 3-9  
Spring, Tors, 2.36id .18wir 07.5coil, 3-3  
Spring, Wir, 0.08d, Brake, Parking, 2-23  
Spring, Wir, 0.16d, Brush Retaining, 2-5  
Spring, 4-3  
Sprocket, #35, 12tooth, 0.750b, 2-11  
Sprocket, Steering, Drive, 2-19  
Sprocket, Timing, Tooth, 0.50 B, 3-9  
Squeegee Assy, Side, 2-3, 3-13  
Stationary Fan, 4-3  
Stop, Valve, Soltn, 2-13  
Strap, Hose, Drain, 2-39  
Strip, Debris Tray, 3-11  
Strip, Retainer, Skirt, Front, 28 Inch, 2-31, 3-5  
Strip, Retainer, Skirt, Rear, 28 Inch, 2-31, 3-5  
Strip, Stl, 0.05th X 00.75w, 07.80l, 2-27  
Strip, 2-35, 2-39  
Support Wldt, Seat, 2-9  
Switch Assy, Press, 4 Inch, 2-35  
Switch, Micro, 2-15  
Switch, Seat, Nc, 2-9  
Switch, Start, 2-13  
Switch, 2-13
- T**
- Tank, Recvy, Trim, 2-35  
Tank, Soltn, Trim, 2-39  
Tape, [Protective], .0080th, 1.0w, 5.0l, 2-33, 3-7  
Terminal Female Metri-Pack, 4-4  
Terminal, Female, 4-3, 4-5, 4-6  
Tie, Cable, [11.50l], [3.00d]Max, 2-41  
Tie, Cable, Nyl, 11.4l .19w 3.0 Max D, 2-15, 3-11, 3-15  
Tie, Cable, Nyl, 14.5l .30w 4.0 Max D, 2-31, 3-5, 3-9  
Tire Assy, Solid, 12.3x3.5 3.5bc/3bolt, 2-25  
Tire, Pyu, 250mm, 4-7

Tire, Solid Rear Non Mark 12X3, 3-19  
 Tray, Battery, Lh, 2-43  
 Tray, Battery, Rh, 2-43  
 Tray, 3-11  
 Tread, Non-Skid, 02.2 11.5, 2-27  
 Tread, Non-Skid, 14.0 9.6, 2-7  
 Tube Assy, 2 Inch, 2-35  
 Tube Assy, 8 Inch, 2-35

**V**

Vacuum Fan, 4-3  
 Valve, Solenoid, Water Flow, 2-41  
 Valve, Water, 2-41

**W**

Washer, .467B 1.19D .03Nylon, 4-5  
 Washer, 0.26b 0.72d .06, Nyl, 2-9  
 Washer, 0.31b 0.88d .12, Rbr, 2-47  
 Washer, 0.38b 0.88d .12, Stil, Pl, 2-9  
 Washer, 0.38b 1.25d .12, Neo, 2-49  
 Washer, 0.39b 0.75d .06, Nyl, 2-41  
 Washer, 0.40b 1.12d .12, Stil, Pl, 2-7, 2-35, 2-39  
 Washer, 0.47b 1.19d .03, Nyl, 4-6  
 Washer, 0.53b 1.88d .12, Stil, Pl, 2-49  
 Washer, 0.91b 1.38d .06, Stil, Pl, 2-13  
 Washer, Belleville, .31, 2-31, 3-5  
 Washer, Belleville, .38, 2-11  
 Washer, Flat, .25 Fender, 2-9  
 Washer, Flat, #10 Sae, 2-15  
 Washer, Flat, M12, 13x24x2.5ss, 3-13  
 Washer, Flt, .25 Sae, 2-7, 2-9, 2-13, 2-15, 2-17, 2-19,  
 2-23, 2-27, 3-15  
 Washer, Flt, .25 Ss, 2-7, 2-35, 2-37, 2-41, 2-47, 3-5,  
 3-9, 3-11  
 Washer, Flt, .25 Std, 2-15, 2-17  
 Washer, Flt, .31 Sae, 2-11, 2-15, 2-29, 2-35, 2-39,  
 2-41  
 Washer, Flt, .31 Ss, 2-7, 2-13, 2-19, 2-21, 2-33, 2-35,  
 2-37, 2-39, 2-43, 2-45, 2-47, 2-49, 3-9, 3-11  
 Washer, Flt, .31 Std, 2-9, 2-29, 3-3, 3-7, 3-15  
 Washer, Flt, .38 Sae, 2-27  
 Washer, Flt, .38 Ss, 2-29, 2-47, 3-3, 3-5  
 Washer, Flt, .38 Std, 2-23, 3-3

Washer, Flt, .50 Sae, 2-23, 2-27, 2-29, 2-31, 3-5, 3-11  
 Washer, Flt, .50 Ss, 2-45  
 Washer, Flt, .50 Std, 2-11  
 Washer, Flt, #06 Ss, 2-35  
 Washer, Flt, #08, 2-17  
 Washer, Flt, #10, 2-15, 2-17, 2-23  
 Washer, Flt, 25 Ss, 2-31  
 Washer, Lock, Int, .25, 2-15  
 Washer, Lock, Int, .31, 2-15  
 Washer, Lock, Int, .38, 2-27  
 Washer, Lock, Int, #04, 2-13, 2-15  
 Washer, Lock, Int, #10, 2-15, 2-41  
 Washer, Neo., 4-3  
 Washer, Plstc, 2-41  
 Washer, Spring, 4-6  
 Washer, Thrust, 0.61b 1.25d .06, Fgl, 2-33, 3-3, 3-7,  
 3-13  
 Washer, Thrust, 2-19  
 Washer, 2-13, 2-19, 4-3  
 Wavy Washer, 4-5  
 Wheel Assy, Sqge, 2-3, 2-49  
 Wheel, 3.0d 0.87w 0.44b, 2-49  
 Wheel, 3.0d 0.88w 0.50b, 2-3  
 Wheel, 4.0d 0.87w 0.44b, 2-7, 2-35, 2-39  
 Wheel, Steering, 14.0d, Taper Bore, 2-11  
 Wire, 04ga 08.0l Blk .34ring /.34ring, 2-43  
 Wire, 04ga 12.0l Blk .34ring /.34ring, 2-43

